Keuringsdienst van Waren

Report of Pesticide Residue Monitoring Results of the Netherlands for 2001

Concerning Directive 90/642/EEC, 86/362/EEC and Recommendation 2001/42/EU

H.A. van der Schee

Inspectorate of Health Protection, Commodities and Veterinary Public Health
Food Inspection Service
Den Haag - Amsterdam

Hoogte Kadijk 401
1018 BK Amsterdam
The Netherlands

tel: + 31 20-5244600
fax: + 31 20-5244700
E-mail: henk.van.der.schee@kvw.nl
Project: NW02-11
Date: September 2002

Keuringsdienst van Waren

Report of Pesticide Residue Monitoring Results of the Netherlands for 2001

Content

SUMMARY

During 2001 about 2900 samples, both domestic and non-domestic products, were analysed in the national and coordinated monitoring program. This number was slightly higher than the number of samples analysed in 2000 (ca. 2600). Domestic products made up 44 % of the samples, 27 % of the samples came from other EU countries, 28 % from non-EU countries. Imported products in general show higher percentages of MRL-violations. Domestic products show residues above the reporting limit in about 43 % of the samples, whereas non-domestic products contain residues in 68 % (EU) and 60 % (non EU) of the cases, respectively.

In 2001 the violation rate was comparable with 2000. Dutch products contained residues above the MRL in 3,9 % of the cases, non-domestic products had violation rates of about 13 %.

1 INTRODUCTION

Pesticide residue control has been a task of the Dutch Inspectorate for Health Protection/Food Inspection Service for many years. Therefore, a suitable infra-structure is present for the EU-monitoring as required by directives 90/642/EEC (products of plant origin), 86/362/EEC (cereals) and Recommendation 2001/42/EU (the harmonised specific program 2001).

After a strong decrease of sample numbers due to a reorganisation in 1998 the centralised pesticide residue analysis unit came to full capacity in 2000. By further increasing efficiency more samples could be analysed.Therefore, the number of samples has risen to 2900 in 2001, compared to 2600 in 2000.

2 SAMPLING

The samples are taken without prior information about the presence of pesticides in the sample. Therefore, they represent the situation on the market for the product at that time. However, sampling is directed relatively more to products that need attention because of the violation rate in previous years. Therefore, high violation rates can indicate both an efficient sampling strategy and problems in the agricultural practice. As required by EU-directive 90/642/EU, a monitoring plan is made accordingly.

The monitoring program is primarily directed to major products in the consumption pattern, but some capacity is reserved to minor products.

In the monitoring program special attention was given to chlormequat on pears, because of the high level of exceedances in 1999.

It was not possible to obtain suitable samples for the homogeneity exercise.

The sampling procedure, i.e. the number of subsamples taken from a lot is regulated by the Dutch Food and Commodity Law. This regulation is the implementation of the EC-directive 79/700/EEC.

3 ANALYSIS AND QUALITY ASSURANCE

The general strategy is detecting as many pesticides as possible in one analysis by using Multi-Residue-Methods (MRMs). The Dutch method consists of an acetone extraction and a partition step of the residues into dichloro-methane/petroleum ether followed by a chromatographic separation and selective detection of residues. The main detection method is gas chromatography (GC) followed by Ion-Trap Mass Spectrometric Detection (ITD). Only for some analytes not detectable sensitively enough by ITD, a few additional methods are used:

- GC with Electron Capture Detection (ECD)
- GC with Nitrogen/Phosphorus (NPD) and Phosphorus/Sulphur detection (FPD)

For pesticides not amenable to GC, High Performance Liquid Chromatography (HPLC) MRMs are used
- with UV-detection for the detection of fungicides thiabendazole and carbendazim
- with post-column derivatisation and fluorimetric detection of N-methylcarbamates

Dithiocarbamates are analysed as CS_2 using GC-ECD after decomposing with acidic tin-chloride solution and extraction into iso-octane.
All these MRMs together detect about 300 analytes of the 450 pesticides that have an MRL. In 2001 the MRM of benzoylurea herbicides was not performed. The remaining pesticides must be analysed by Single-Residue-Methods (SRMs), which are not performed in routine but on a survey base. In 2001 special surveys were conducted for imidacloprid and propamocarb, applying LC-MS.
Table A2 gives information about the scope of the MRMs (6.1).
The validity of the analytical results is governed by a quality assurance system complying with ISO17025. The multi-residue methods are within the scope of the accreditation of the laboratory. The centralised laboratory implemented the EU Guideline on Quality Control (6.2). In order to check system performance and to avoid false negative results, reference pesticides standard mixtures containing 76 analytes are run in each batch of samples at the lowest calibration level (LCL), which corresponds to the reporting limit. For these mixtures, also 3-point calibration and recovery checks are performed.

4 REGISTRATION AND COMPILATION OF DATA

The 5 Regional Inspectorates for Health Protection have a uniform database-system for the storage of sample data and analytical results. The applied MRMs and SRMs are recorded and the results are stored. Because of the registration of MRMs and the scope of the method, also the absence of a residue can be established.
In this report all results above the MRL increased with a default measurement uncertainty of 20 % are considered to be violating. This procedure has been applied in the 2000 report as well. For the comparison with previous years results from those years have been reevaluated then in the same way. In the past, the reporting has not been consistent in all cases, *e.g.* samples not taken according to the official procedure were not always indicated as non complying.

5 MONITORING RESULTS

During 2001 about 2900 samples, both Dutch and non-domestic products, were analysed in the national and coordinated monitoring program. During the last 10 years the percentage of samples of imported products has been increased and brought more in line with the consumption pattern (Figure 1). Imported products in general show higher percentages of MRL-violations (Figure 2). Dutch products show residues above the reporting limit in about 43 % of the samples, whereas non-domestic products contain residues in 68 % (EU) and 60 % (non EU) of the cases, respectively (Figure 3).

As a follow up to the incident with chlormequat on pears in 1999 about 100 pear samples were analysed for this compound. Only 15% of the samples did not contain any detectable residue of chlormequat. The results did not differ much

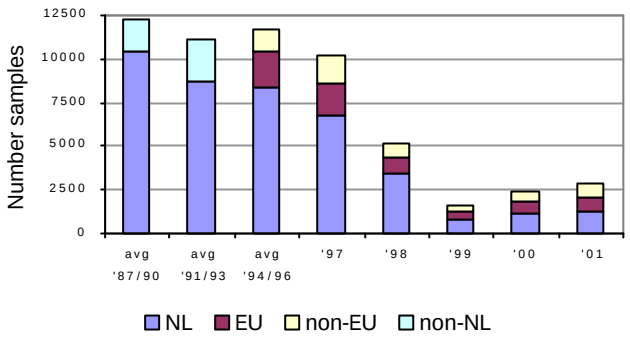

Figure 1. Number of samples not including incidents

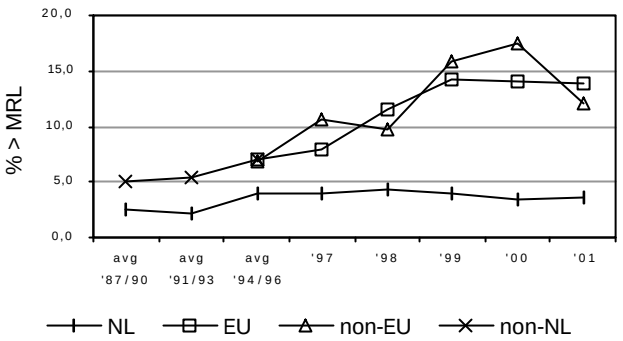

Figure 2. Percentage of MRL violations not including incidents

from the 2000 data. No MRL violations were observed in Dutch pears. The majority of the samples were below 0,2 mg/kg, showing that the growers strongly changed their agricultural practice compared with 1999 and earlier. However, an Italian lot was tracked containing more than the EU-MRL of 0,5 mg/kg. The lot was destroyed.
It was noted in 2000 that in the production of carrots-with-leaves chlormequat was used to obtain a better (shorter) leaf structure. In 2001 no chlormequat was found in this product. Some other growth regulators, like trinexapac-ethyl and daminozide weren't present either.

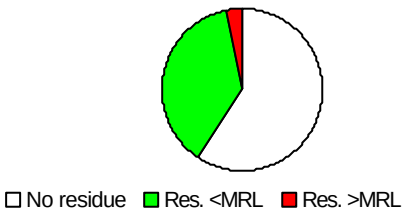

Figure 3a. Residues in Dutch products

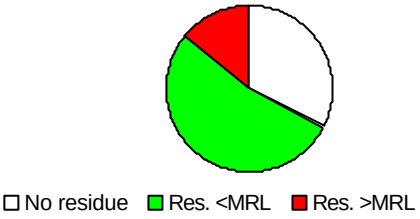

Figure 3b. Residues in products from EU-countries

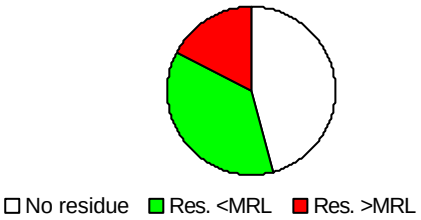

Figure 3c. Residues in products from non-EU-countries

In 2001 the violation rate of the monitoring samples was comparable with 2000. Dutch products contained residues above the MRL in 3,6 % of the cases, non-domestic products had violation rates of about 13,9 % (EU-products) and 12,2 % (non-EU products). Tables A.1 and A.2 show summarised statistical data on sampling and residues. Table 2 gives results on main products in the year 2001.

A comparison is made with the results of previous years. For the main products in the national program considerably more violations were observed with spinach. Fewer violations were observed with:

- pear, banana, sweet pepper, melon, carrot, lettuce.

Some other minor products, not within the national program show a considerable violation rate too:
- celery, pineapple, grapefruit, raspberry.

Some pesticide/product combinations contribute considerably to the overall violation rates of the products. Some of these combinations of products and analytes that exceed the MRLs most often are given in Table 1. It is remarkable that all these cases regard violations of MRLs at the LOD and imported products. In most cases a majority of the violations stemmed from one origin. Probably these violations could have been avoided, if the registrant of the pesticide had requested an import tolerance in the Netherlands. Many of these cases regard MRLs not harmonised in the EU.

Several pesticides have been authorized in other countries, but have not only not an import tolerance in the Netherlands, but no MRL at all. These occurrences (about 120) of cyprodinil, fenazaquin, fenhexamid, flufenoxuron, mepanipyrim, quinoxyfen and trifloxystrobine would have given additional exceedances in case MRLs at the LOD had existed.

Table 1. Combinations of crops and pesticides that exceed the MRLs most frequently.

Product	Pesticide	number of samples	% samples > MRL	MRL	main country of origin
Cucumber	oxadixyl	53	7,5	0,05 *	Spain
Grape	fludioxonil	180	10,6	0,05 *	Italy
Grape	penconazole	180	6,1	0,02 *	Italy
Grape	pyrimethanil	180	9,4	0,05 *	Italy, South Africa
Grape	tebuconazole	180	2,2	0,05 *	Italy
Pepper	cypermethrin	54	7,4	0,5 *	Thailand
Pepper	methamidophos	54	16,7	0,01 *	Thailand
Pineapple	triadimefon	22	27,3	0,05 *	Costa Rica
Pineapple	triadimenol	22	22,7	0,1 *	Costa Rica

* MRL at LOD

6 LITERATURE

6.1 Analytical Methods for Pesticide Residues in Foodstuffs, Sixth Edition, Inspectorate for Health Protection, Ministry of Public Health, The Hague/Rijswijk, 1996.

6.2 Quality Control Procedures for Pesticide Residue Analysis, EU Document 3023/2000, http://europa.eu.int/comm/food/fs/ph_ps/pest/qualcontrol_en.pdf

Keuringsdienst van Waren

Table 2. Samples of crops taken in monitoring program 2001, with percentage MRL violations, comparing origin and previous years.

PRODUCT	consumption (g/day)	year EU-coordinated program	Dutch program 2001	samples 2001	% samples > MRL 2001	% samples > MRL 2001 Dutch	% samples > MRL 2001 EU	% samples > MRL 2001 non-EU	samples a year 1999-2000	% samples > MRL 1999-2000	samples a year 1987-1998	% samples > MRL 1987-1998
Tangerines	13,4	97/02	100	83	4,8		6,5	2,8	46	8,8	159	6,2
Orange	93,7	98/02	150	119	6,7		8,5	4,3	88	10,8	324	4,7
Apple	74,4	96/01	100	131	0,8	0,0	3,0	0,0	91	1,6	601	0,7
Pear	10,8	97/02	50	112	2,7	0,0	13,6	0,0	325	20,5	145	1,7
Peach/nectarine	3,5	98/02	50	81	14,8		13,2	40,0	21	12,2	159	6,5
Grape	14,4	96/01	150	180	27,8		37,4	14,1	101	29,7	348	11,6
Strawberry	4,8	96/01	100	132	9,1	5,9	16,7	21,1	104	6,8	946	3,8
Banana	19,7	97/02	50	54	1,9			1,9	30	11,7	34	0,5
Carrot	13,6	98/02	100	64	3,1	1,9	9,1	0,0	52	11,5	204	5,6
Onion	14,5	04	50	24	4,2	0,0	50,0	0,0	5	0,0	32	0,4
Tomato	26,9	96/01	100	109	6,4	1,6	14,7	8,3	109	7,8	336	1,5
Sweet pepper	4,2	99/03	100	54	5,6	0,0	4,8	28,6	264	40,3	403	5,9
Cucumber	7,9	00/03	50	53	13,2	0,0	26,9	0,0	69	8,8	270	1,9
Melon	3,3	99/03	50	70	7,1		3,6	9,5	42	33,7	55	3,5
Cauliflower	14,9	99/03	50	53	0,0	0,0	0,0		47	0,0	145	0,7
Red Cabbage	4,2	00/03	50	17	0,0	0,0			8	0,0	35	0,0
White Cabbage	6,2	00/03		21	0,0	0,0			8	0,0	25	0,0
Lettuce	4,2	96/01	100	108	5,6	4,1	18,2		74	14,2	1073	3,8
Iceberg lettuce	3,3	96/01		31	3,2	8,3	0,0	0,0	32	1,6	156	3,5
Endive	7,3		100	75	9,3	7,0	50,0		43	10,5	549	5,7
Spinach	8,9	98/02	100	41	12,2	6,1	28,6		17	6,1	213	6,5
Beans (fresh)	3,2	97/02	100	96	7,3	4,0	0,0	10,5	55	9,2	272	1,7
Green peas (fresh)	12,6	00/03	50	27	7,4	0,0	0,0	9,1	0		5	0,8
Leek	12,3	04	50	44	9,1	9,8	0,0		34	7,5	173	1,1
Potato	172,6	97/02	100	61	0,0	0,0	0,0	0,0	36	1,4	302	3,0
Rice	10,1	00/03	50	38	0,0		0,0	0,0	22	0,0	35	3,5
Wheat	130,6	00/03	50	164	0,0	0,0	0,0	0,0	81	1,9	58	0,8
Products in program	695,4		2000	2042	7,2	2,6	14,2	7,6				
Total	838,8		2500	2894	9,0	3,9	13,9	12,2	2254	15,0	10379	4,1

Table A 1 - Part I: Summary of numbers of samples, sample origins and results

(sum of samples of national and co-ordinated programme)
(pesticides covered by Directives 76/895, 86/362 and 90/642 and by the national programmes)
(surveillance sampling only, no follow-up enforcement sampling)

Reporting country: The Netherlands
Year of sampling: 2001

	B	C	D	E	F	G	H	I	J	K	L	M	N	O
12		**Number of samples**	**Sample origin**				**Results**							
13		**Total number of samples**	**Number of domestic samples**	% domestic samples of total number of samples	**Number of imported* samples**	% imported* samples of total number of samples	**Number of samples without detectable residues**	% of total number of samples	**Number of samples with residues at or below MRL (national or EC) or for which no MRL is set**	% of total number of samples	**Number of samples with residues exceeding the MRL (national or EC)**	% of total number of samples	**Number of samples with residues exceeding EC-MRLs**	% of total number of samples
14	**Sum (certain products of plant origin, incl. fruit, vegetables)**	**2657**	**1155**	43,5	**1502**	56,5	**1122**	42,2	**1277**	48,1	**258**	9,7	**126**	4,7
15	**Cereals**	**204**	**96**	47,1	**108**	52,9	**69**	33,8	**135**	66,2	**0**	0,0	**0**	0,0
16	**Processed products**	**17**	**17**	100,0	**17**	100,0	**16**	94,1	**1**	5,9	**0**	0,0	**0**	0,0

*incl. samples from other Member States

Table A 1 - Part II: Summary of numbers of samples, sample origins and results

(sum of samples of national and co-ordinated programme)
(pesticides covered by Directives 76/895, 86/362 and 90/642 and by the national programmes)
(follow-up enforcement sampling only, no surveillance sampling)

Reporting country: The Netherlands
Year of sampling: 2001

	B	C	D	E	F	G	H	I	J	K	L	M	N	O
12		**Number of samples**	**Sample origin**				**Results**							
13		**Total number of samples**	**Number of domestic samples**	% domestic samples of total number of samples	**Number of imported* samples**	% imported* samples of total number of samples	**Number of samples without detectable residues**	% of total number of samples	**Number of samples with residues at or below MRL (national or EC) or for which no MRL is set**	% of total number of samples	**Number of samples with residues exceeding the MRL (national or EC)**	% of total number of samples	**Number of samples with residues exceeding EC-MRLs**	% of total number of samples
14	**Sum (certain products of plant origin, incl. fruit, vegetables)**	**18**	**12**	66,7	**6**	33,3	**2**	11,1	**11**	61,1	**5**	27,8	**2**	11,1
15	**Cereals**	**0**	**0**		**0**		**0**		**0**		**0**		**0**	
16	**Processed products**	**0**	**0**		**0**		**0**		**0**		**0**		**0**	

*incl. samples from other Member States

Table A 2 - Part I-fruit&veg: Summary table of pesticides sought and found
Surveillance sampling only

(fresh and frozen fruit, vegetables)
(pesticides covered by Directives 76/895, 90/642 and by the national programmes)
(sum of samples of national and co-ordinated programme)

Reporting country: The Netherlands **Year of sampling:** **2001**

Number of different pesticides* sought:	318
Number of different pesticides* found:	123
% pesticides found from pesticides sought:	38,7

Column 1	*Column 2*	*Column 3*	*Column 4*	*Column 5*
Pesticide* (listed in alphabetical order of the English name of the pesticide)	**Total number of samples analysed for specific pesticide**	**Number of samples with residues at or above reporting level**	**% samples with residues at or above reporting level**	**Reporting level (mg/kg)****
Acephate	2575	10	0,4	0,02
Acrinathrin	2627	4	0,2	0,03
Alachlor	2627		0,0	0,05
Aldicarb	962		0,0	0,01
Aldicarb-sulfon	962		0,0	0,05
Aldrin	2611		0,0	0,01
Allethrin	2627		0,0	0,05
Ametryn	2627		0,0	0,10
Atrazine	2627		0,0	0,10
Azaconazole	2627		0,0	0,05
Azamethiphos	2627		0,0	0,02
Azinphos-ethyl	2627		0,0	0,02
Azinphos-methyl	2575	23	0,9	0,02
Aziprotryn	2627		0,0	0,10
Azolamide	2627		0,0	0,05
Azoxystrobine	2627	12	0,5	0,05
Benalaxyl	2627	1	0,0	0,05
Bendiocarb	2627		0,0	0,03
Benfuracarb	2627		0,0	0,05
Benodanil	2627		0,0	0,05
Benzoximate	2627		0,0	0,05
Benzoylprop-ethyl	2627		0,0	0,05
Bifenox	2627		0,0	0,05
Bifenthrin	2627	18	0,7	0,03
Binapacryl	2627		0,0	0,05
Bioallethrin	2611		0,0	0,05
Bioresmethrin	2611		0,0	0,10
Biphenyl	2627	3	0,1	0,02
Bitertanol	2627	3	0,1	0,05
Bromacil	2627		0,0	0,05
Bromophos-ethyl	2627		0,0	0,05
Bromophos-methyl	2627		0,0	0,02
Bromopropylate	2627	47	1,8	0,03
Bromuconazole	2627		0,0	0,10
Bupirimate	2627	20	0,8	0,03
Buprofezin	2627	5	0,2	0,05
Butocarboxim	962	7	0,7	0,01
Butylate	2627		0,0	0,05
Cadusofos	2627		0,0	0,10
Captafol	2627		0,0	0,02
Captan	2611	177	6,8	0,03
Carbaryl	2627	30	1,1	0,03

Fruit and vegetables

	Column 6
	Ten most frequently found pesticides in decreasing order of frequency (1=most frequent, 2=second most frequent,...) **sorted by column 4** (% of samples)
1	Chlormequat
2	Imidacloprid
3	Thiabendazole
4	Carbendazim
5	Imazalil
6	Dithiocarbamates (as CS2)
7	Iprodione
8	Captan
9	Tolylfluanid
10	Chlorpyriphos-ethy

Pesticide* (listed in alphabetical order of the English name of the pesticide)	Total number of samples analysed for specific pesticide	Number of samples with residues at or above reporting level	% samples with residues at or above reporting level	Reporting level (mg/kg)**
Carbendazim	1389	146	10,5	0,05
Carbofuran	2627	8	0,3	0,03
Carbophenothion	2627		0,0	0,02
Carbosulfan	2627		0,0	0,05
Carboxin	2627		0,0	0,05
Chinomethionate	2627		0,0	0,05
Chlorbenside	2627		0,0	0,05
Chlorbromuron	2627		0,0	0,05
Chlorbufam	2627		0,0	0,05
Chlordane	2627		0,0	0,02
Chlorfenson	2627		0,0	0,02
Chlorfenvinphos	2627	20	0,8	0,03
Chlorfluazuron	2627		0,0	0,10
Chlormephos	2627		0,0	0,02
Chlormequat	124	94	75,8	0,05
Chloroaniline(3-)	2627	3	0,1	0,05
Chlorobenzilate	2627		0,0	0,03
Chlorothalonil	2611	40	1,5	0,01
Chloroxuron	2627		0,0	0,05
Chlorpropham	2627	52	2,0	0,03
Chlorpyriphos-ethyl	2627	145	5,5	0,03
Chlorpyriphos-methy	2627	9	0,3	0,03
Chlorthal-dimethyl	2627		0,0	0,01
Chlorthiofos	2627		0,0	0,05
Chlozolinate	2627		0,0	0,03
Clofentezine	2627		0,0	0,01
Coumaphos	2627		0,0	0,05
Crufomate	2627		0,0	0,05
Cyanazine	2627		0,0	0,05
Cyanofenphos	2627		0,0	0,05
Cycloate	2627		0,0	0,05
Cyfluthrin	2611	1	0,0	0,02
Cyhalothrin	2627	1	0,0	0,03
Cypermethrin	2611	23	0,9	0,03
Cyproconazole	2627		0,0	0,05
Cyprodinil	2627	57	2,2	0,02
Cyprofuran	2627		0,0	0,05
Cyromazine	2627		0,0	0,05
DDT	2627		0,0	0,05
Deltamethrin	2611	17	0,7	0,02
Demeton-O	2627		0,0	0,05
Demeton-S	2627		0,0	0,05
Demeton-S-methyl	2627		0,0	0,05
Demeton-S-methyl-s	2627		0,0	0,05
Desmetryn	2627		0,0	0,05
Dialiphos	2627		0,0	0,05
Diallate	2627		0,0	0,05
Diazinon	2627	10	0,4	0,02
Dichlobenil	2627		0,0	0,02
Dichlofenthion	2627		0,0	0,02
Dichlofluanid	2611	18	0,7	0,02
Dichloran	2611	4	0,2	0,01
Dichlorvos	2575		0,0	0,02
Diclofop-methyl	2627		0,0	0,05
Dicofol	2611	71	2,7	0,02
Dicrotophos	2627		0,0	0,10
Dienochlor	2611		0,0	0,01
Diethatyl-ethyl	2627		0,0	0,05
Diethofencarb	2627	3	0,1	0,03
Difenoconazole	2627	2	0,1	0,05

Pesticide* (listed in alphabetical order of the English name of the pesticide)	Total number of samples analysed for specific pesticide	Number of samples with residues at or above reporting level	% samples with residues at or above reporting level	Reporting level (mg/kg)**
Difenoxuron	2627		0,0	0,05
Diflubenzuron	2627		0,0	0,10
Diflufenican	2627		0,0	0,05
Dimefox	2627		0,0	0,02
Dimethachlor	2627		0,0	0,02
Dimethipin	2627		0,0	0,01
Dimethirimol	2627		0,0	0,10
Dimethoate	2627	51	1,9	0,03
Diniconazole	2627	1	0,0	0,05
Dinobuton	2627		0,0	0,05
Dinocap	2627		0,0	0,05
Dinoseb	2627		0,0	0,05
Dinoterb	2627		0,0	0,05
Dioxathion	2627		0,0	0,05
Diphenylamine	2627	30	1,1	0,03
Disulfoton	2627		0,0	0,02
Ditalimphos	2627		0,0	0,02
Dithiocarbamates (a	108	11	10,2	0,05
DNOC	2627		0,0	0,05
Dodemorph	2627	1	0,0	0,05
E.P.N.	2627		0,0	0,10
Edifenphos	2627		0,0	0,02
Endosulfan	2611	95	3,6	0,01
Endrin	2627		0,0	0,01
Epoxyconazole	2627		0,0	0,05
EPTC	2627		0,0	0,02
Ethidimuron	2627		0,0	0,03
Ethiofencarb	962	3	0,3	0,01
Ethion	2627	13	0,5	0,02
Ethofumesate	2627		0,0	0,05
Ethoprophos	2627		0,0	0,02
Ethoxyquin	2627	3	0,1	0,05
Etofenprox	962	3	0,3	0,01
Etridiazole	2627		0,0	0,05
Etrimfos	2627		0,0	0,05
Famoxadone	2627		0,0	0,10
Fenamiphos	2627		0,0	0,05
Fenarimol	2627	1	0,0	0,02
Fenazaquin	2627	2	0,1	0,05
Fenchlorphos	2627		0,0	0,02
Fenfuram	2627		0,0	0,05
Fenhexamid	2627	44	1,7	0,05
Fenitrothion	2627	7	0,3	0,02
Fenoxycarb	2627	1	0,0	0,05
Fenpiclonil	2627		0,0	0,05
Fenpropathrin	2627	9	0,3	0,03
Fenpropimorph	2627	4	0,2	0,03
Fenpyroximate	2627		0,0	0,10
Fenson	2611		0,0	0,02
Fensulfothion	2627		0,0	0,02
Fenthion	2627	12	0,5	0,03
Fenvalerate	2627	1	0,0	0,05
Fluazifop-butyl	2627		0,0	0,05
Fluazinam	2627		0,0	0,05
Flucycloxuron	2627		0,0	0,10
Flucythrinate	2627	2	0,1	0,02
Fludioxonil	2627	41	1,6	0,03
Flufenoxuron	2627	4	0,2	0,10
Fluometuron	2627		0,0	0,05
Fluorchloridone	2627		0,0	0,05

Pesticide* (listed in alphabetical order of the English name of the pesticide)	Total number of samples analysed for specific pesticide	Number of samples with residues at or above reporting level	% samples with residues at or above reporting level	Reporting level (mg/kg)**
Fluquinconazole	2627		0,0	0,10
Flusilazole	2627	4	0,2	0,03
Flutolanil	2627	8	0,3	0,02
Fluvalinate	2627	2	0,1	0,03
Folpet	2611	20	0,8	0,02
Fonofos	2627		0,0	0,05
Formothion	2627		0,0	0,10
Fuberidazole	2627		0,0	0,05
Furalaxyl	2627		0,0	0,03
Furathiocarb	2627		0,0	0,05
Furmecyclox	2627	1	0,0	0,05
HCH(alpha-)	2627		0,0	0,02
HCH(beta-)	2627		0,0	0,02
Heptachlor	2627		0,0	0,01
Heptenophos	2627	1	0,0	0,02
Hexachlorobenzene	2627		0,0	0,01
Hexaconazole	2627		0,0	0,05
Hexaflumuron	2627		0,0	0,10
Hexazinone	2627		0,0	0,10
Imazalil	2627	270	10,3	0,05
Imidacloprid	49	7	14,3	0,01
Iprodione	2627	188	7,2	0,02
Isophenphos	2627		0,0	0,05
Jodfenphos	2627		0,0	0,02
Kresoxim-methyl	2627	10	0,4	0,05
Lambda-cyhalothrin	2611	3	0,1	0,02
Lenacil	2627		0,0	0,10
Lindane	2611	2	0,1	0,01
Linuron	2627		0,0	0,05
Lufenuron	2627		0,0	0,10
Malathion	2627	50	1,9	0,02
Mecarbam	2575	2	0,1	0,03
Mepanipyrim	2627	2	0,1	0,05
Mephosfolan	2627		0,0	0,10
Mepronil	2627		0,0	0,05
Metalaxyl	2627	39	1,5	0,03
Metamitron	2627		0,0	0,05
Metazachlor	2627		0,0	0,05
Methabenzthiazuron	2627		0,0	0,05
Methacrifos	2627		0,0	0,05
Methamidophos	2575	23	0,9	0,02
Methidathion	2627	93	3,5	0,02
Methiocarb	2627	5	0,2	0,03
Methomyl	962	20	2,1	0,01
Methoprene	2627		0,0	0,05
Methoprotryne	2627		0,0	0,02
Methoxychlor	2627		0,0	0,05
Metobromuron	2627		0,0	0,05
Metolachlor	2627		0,0	0,05
Metolcarb	2627		0,0	0,10
Metoxuron	2627		0,0	0,05
Metribuzin	2627		0,0	0,10
Mevinphos	2627	3	0,1	0,03
Mirex	2627		0,0	0,10
Monalide	2627		0,0	0,10
Monocrotophos	2575	9	0,3	0,03
Myclobutanil	2627	11	0,4	0,03
natriumorthofenylfen	2627		0,0	1,00
Nicotine	2627		0,0	0,05
Nitrofen	2627		0,0	0,01

Pesticide* (listed in alphabetical order of the English name of the pesticide)	Total number of samples analysed for specific pesticide	Number of samples with residues at or above reporting level	% samples with residues at or above reporting level	Reporting level (mg/kg)**
Nitrothal-isopropyl	2627		0,0	0,05
Nuarimol	2627		0,0	0,01
Ofurace	2627		0,0	0,05
Omethoate	2575	9	0,3	0,02
Oxadixyl	2627	15	0,6	0,03
Oxamyl	962	10	1,0	0,01
Oxycarboxin	2627		0,0	0,05
Parathion-ethyl	2627	13	0,5	0,02
Parathion-methyl	2627	17	0,6	0,02
Penconazole	2627	27	1,0	0,02
Pencycuron	2627	6	0,2	0,03
Pendimethalin	2627		0,0	0,05
Pentachloroaniline	2627		0,0	0,01
Permethrin	2627	3	0,1	0,03
Perthane	2627		0,0	0,10
Phenmedipham	2627	2	0,1	0,10
Phenothrin	2627		0,0	0,05
Phenthoate	2627		0,0	0,05
Phenylphenol(ortho-	2627	134	5,1	0,03
Phorate	2627		0,0	0,05
Phosalone	2627	16	0,6	0,03
Phosmet	2627	7	0,3	0,03
Phosphamidon	2627		0,0	0,05
Picoxystrobin	2627		0,0	0,10
Piperonyl-butoxide	2627	12	0,5	0,03
Pirimicarb	2627	90	3,4	0,03
Pirimiphos-ethyl	2627		0,0	0,02
Pirimiphos-methyl	2627	11	0,4	0,03
Prochloraz	2627	48	1,8	0,05
Proclonol	2611		0,0	0,01
Proconazole	2611		0,0	0,05
Procymidone	2627	75	2,9	0,02
Profenofos	2627	3	0,1	0,02
Prometryn	2627		0,0	0,03
Propachlor	2627		0,0	0,05
Propargite	2627	15	0,6	0,05
Propazine	2627		0,0	0,05
Propetamphos	2627		0,0	0,05
Propham	2627		0,0	0,03
Propiconazole	2627		0,0	0,05
Propoxur	2627	1	0,0	0,03
Propyzamide	2627		0,0	0,02
Prothiofos	2627	2	0,1	0,02
Prothoate	2627		0,0	0,05
Pyrazophos	2627	2	0,1	0,02
Pyrethrins	2627		0,0	0,05
Pyridaben	2627	9	0,3	0,02
Pyridaphenthion	2627	1	0,0	0,02
Pyridate	2627		0,0	0,05
Pyrifenox	2627	2	0,1	0,05
Pyrimethanil	2627	56	2,1	0,03
Pyriproxifen	2627	10	0,4	0,02
Quinalphos	2627	2	0,1	0,02
Quinoxyfen	2627	13	0,5	0,05
Quintozene	2627		0,0	0,01
Quizalofop-ethyl	2627		0,0	0,05
Sethoxydim	2627		0,0	0,10
Simazine	2627	1	0,0	0,05
Spiroxamine	2627		0,0	0,10
Sulfotepp	2627		0,0	0,01

Pesticide* (listed in alphabetical order of the English name of the pesticide)	Total number of samples analysed for specific pesticide	Number of samples with residues at or above reporting level	% samples with residues at or above reporting level	Reporting level (mg/kg)**
Sulfur(S8)	2627		0,0	0,10
Sulprofos	2627		0,0	0,10
Tebuconazole	2627	15	0,6	0,05
Tebufenpyrad	2627	15	0,6	0,03
Tecnazene	2627		0,0	0,01
Teflubenzuron	2627	3	0,1	0,10
Tefluthrin	2611	1	0,0	0,05
Terbufos	2627		0,0	0,01
Terbutryn	2627		0,0	0,05
Tetrachlorvinphos	2627		0,0	0,02
Tetraconazole	2627		0,0	0,03
Tetradifon	2627	3	0,1	0,03
Tetramethrin	2627		0,0	0,05
Thiabendazole	2627	197	7,5	0,05
Thiodicarb	962		0,0	0,01
Thiometon	2627		0,0	0,02
Tolclofos-methyl	2627	45	1,7	0,02
Tolylfluanid	2611	151	5,8	0,02
Triadimefon	2627	15	0,6	0,03
Triadimenol	2627	31	1,2	0,05
Triallate	2627		0,0	0,05
Triamiphos	2627		0,0	0,02
Triazophos	2627	1	0,0	0,02
Trichlorfon	2627		0,0	0,05
Trichloronate	2627		0,0	0,02
Trifenmorph	2627		0,0	0,01
Trifloxystrobine	2627	1	0,0	0,05
Triflumizole	2627		0,0	0,05
Trifluralin	2627		0,0	0,01
Vamidothion	2627		0,0	0,05
Vernolate	2627		0,0	0,05
Vinclozolin	2627	66	2,5	0,03

Table A 2 - Part II-cereals: Summary table of pesticides sought and found
Surveillance sampling only

(cereals)
(pesticides covered by Directive 86/362/EEC and by the national programmes)
(sum of samples of national and co-ordinated programme)

Reporting country: The Netherlands **Year of sampling:** **2001**

Number of different pesticides* sought:	318
Number of different pesticides* found:	12
% pesticides found from pesticides sought:	3,8

Column 1	*Column 2*	*Column 3*	*Column 4*	*Column 5*
Pesticide* (listed in alphabetical order of the English name of the pesticide)	**Total number of samples analysed for specific pesticide**	**Number of samples with residues at or above reporting level**	**% samples with residues at or above reporting level**	**Reporting level (mg/kg)****
Acephate	204		0,0	0,02
Acrinathrin	204		0,0	0,03
Alachlor	204		0,0	0,05
Aldicarb	178		0,0	0,01
Aldicarb-sulfon	178		0,0	0,05
Aldrin	204		0,0	0,01
Allethrin	204		0,0	0,05
Ametryn	204		0,0	0,10
Atrazine	204		0,0	0,10
Azaconazole	204		0,0	0,05
Azamethiphos	204		0,0	0,02
Azinphos-ethyl	204		0,0	0,02
Azinphos-methyl	204		0,0	0,02
Aziprotryn	204		0,0	0,10
Azolamide	204		0,0	0,05
Azoxystrobine	204		0,0	0,05
Benalaxyl	204		0,0	0,05
Bendiocarb	204		0,0	0,03
Benfuracarb	204		0,0	0,05
Benodanil	204		0,0	0,05
Benzoximate	204		0,0	0,05
Benzoylprop-ethyl	204		0,0	0,05
Bifenox	204		0,0	0,05
Bifenthrin	204		0,0	0,03
Binapacryl	204		0,0	0,05
Bioallethrin	204		0,0	0,05
Bioresmethrin	204		0,0	0,10
Biphenyl	204		0,0	0,02
Bitertanol	204		0,0	0,05
Bromacil	204		0,0	0,05
Bromide (inorg.)	125	22	17,6	5,00
Bromophos-ethyl	204		0,0	0,05
Bromophos-methyl	204		0,0	0,02
Bromopropylate	204		0,0	0,03
Bromuconazole	204		0,0	0,10
Bupirimate	204		0,0	0,03
Buprofezin	204		0,0	0,05
Butocarboxim	178		0,0	0,01
Butylate	204		0,0	0,05
Cadusofos	204		0,0	0,10
Captafol	204		0,0	0,02

Cereals

	Column 6
	Ten most frequently found pesticides in decreasing order of frequency (1=most frequent, 2=second most frequent,...) **sorted by column 4** (% of samples)
1	Chlormequat
2	Trinexapac-ethyl
3	Bromide (inorg.)
4	Pirimiphos-methyl
5	Chlorpyriphos-methyl
6	Dichlorvos
7	Malathion
8	Dithiocarbamates (as CS2)
9	Piperonyl-butoxide
10	Carbendazim

Pesticide* (listed in alphabetical order of the English name of the pesticide)	Total number of samples analysed for specific pesticide	Number of samples with residues at or above reporting level	% samples with residues at or above reporting level	Reporting level (mg/kg)**
Captan	204		0,0	0,03
Carbaryl	204		0,0	0,03
Carbendazim	202	1	0,5	0,05
Carbofuran	204		0,0	0,03
Carbophenothion	204		0,0	0,02
Carbosulfan	204		0,0	0,05
Carboxin	204		0,0	0,05
Chinomethionate	204		0,0	0,05
Chlorbenside	204		0,0	0,05
Chlorbromuron	204		0,0	0,05
Chlorbufam	204		0,0	0,05
Chlordane	204		0,0	0,02
Chlorfenson	204		0,0	0,02
Chlorfenvinphos	204		0,0	0,03
Chlorfluazuron	204		0,0	0,10
Chlormephos	204		0,0	0,02
Chlormequat	94	77	81,9	0,05
Chloroaniline(3-)	204		0,0	0,05
Chlorobenzilate	204		0,0	0,03
Chlorothalonil	204		0,0	0,01
Chloroxuron	204		0,0	0,05
Chlorpropham	204	1	0,5	0,03
Chlorpyriphos-ethyl	204		0,0	0,03
Chlorpyriphos-methy	204	6	2,9	0,03
Chlorthal-dimethyl	204		0,0	0,01
Chlorthiofos	204		0,0	0,05
Chlozolinate	204		0,0	0,03
Clofentezine	204		0,0	0,01
Coumaphos	204		0,0	0,05
Crufomate	204		0,0	0,05
Cyanazine	204		0,0	0,05
Cyanofenphos	204		0,0	0,05
Cycloate	204		0,0	0,05
Cyfluthrin	204		0,0	0,02
Cyhalothrin	204		0,0	0,03
Cypermethrin	204		0,0	0,03
Cyproconazole	204		0,0	0,05
Cyprodinil	204		0,0	0,02
Cyprofuran	204		0,0	0,05
Cyromazine	204		0,0	0,05
DDT	204		0,0	0,05
Deltamethrin	204		0,0	0,02
Demeton-O	204		0,0	0,05
Demeton-S	204		0,0	0,05
Demeton-S-methyl	204		0,0	0,05
Demeton-S-methyl-s	204		0,0	0,05
Desmetryn	204		0,0	0,05
Dialiphos	204		0,0	0,05
Diallate	204		0,0	0,05
Diazinon	204		0,0	0,02
Dichlobenil	204		0,0	0,02
Dichlofenthion	204		0,0	0,02
Dichlofluanid	204		0,0	0,02
Dichloran	204		0,0	0,01
Dichlorvos	204	5	2,5	0,02
Diclofop-methyl	204		0,0	0,05
Dicofol	204		0,0	0,02
Dicrotophos	204		0,0	0,10
Dienochlor	204		0,0	0,01
Diethatyl-ethyl	204		0,0	0,05

Pesticide* (listed in alphabetical order of the English name of the pesticide)	Total number of samples analysed for specific pesticide	Number of samples with residues at or above reporting level	% samples with residues at or above reporting level	Reporting level (mg/kg)**
Diethofencarb	204		0,0	0,03
Difenoconazole	204		0,0	0,05
Difenoxuron	204		0,0	0,05
Diflubenzuron	204		0,0	0,10
Diflufenican	204		0,0	0,05
Dimefox	204		0,0	0,02
Dimethachlor	204		0,0	0,02
Dimethipin	204		0,0	0,01
Dimethirimol	204		0,0	0,10
Dimethoate	204		0,0	0,03
Diniconazole	204		0,0	0,05
Dinobuton	204		0,0	0,05
Dinocap	204		0,0	0,05
Dinoseb	204		0,0	0,05
Dinoterb	204		0,0	0,05
Dioxathion	204		0,0	0,05
Diphenylamine	204		0,0	0,03
Disulfoton	204		0,0	0,02
Ditalimphos	204		0,0	0,02
Dithiocarbamates (a	177	4	2,3	0,05
DNOC	204		0,0	0,05
Dodemorph	204		0,0	0,05
E.P.N.	204		0,0	0,10
Edifenphos	204		0,0	0,02
Endosulfan	204		0,0	0,01
Endrin	204		0,0	0,01
Epoxyconazole	204		0,0	0,05
EPTC	204		0,0	0,02
Ethidimuron	204		0,0	0,03
Ethiofencarb	178		0,0	0,01
Ethion	204		0,0	0,02
Ethofumesate	204		0,0	0,05
Ethoprophos	204		0,0	0,02
Ethoxyquin	204		0,0	0,05
Etofenprox	178		0,0	0,01
Etridiazole	204		0,0	0,05
Etrimfos	204		0,0	0,05
Famoxadone	204		0,0	0,10
Fenamiphos	204		0,0	0,05
Fenarimol	204		0,0	0,02
Fenazaquin	204		0,0	0,05
Fenchlorphos	204		0,0	0,02
Fenfuram	204		0,0	0,05
Fenhexamid	204		0,0	0,05
Fenitrothion	204		0,0	0,02
Fenoxycarb	204		0,0	0,05
Fenpiclonil	204		0,0	0,05
Fenpropathrin	204		0,0	0,03
Fenpropimorph	204		0,0	0,03
Fenpyroximate	204		0,0	0,10
Fenson	204		0,0	0,02
Fensulfothion	204		0,0	0,02
Fenthion	204		0,0	0,03
Fenvalerate	204		0,0	0,05
Fluazifop-butyl	204		0,0	0,05
Fluazinam	204		0,0	0,05
Flucycloxuron	204		0,0	0,10
Flucythrinate	204		0,0	0,02
Fludioxonil	204		0,0	0,03
Flufenoxuron	204		0,0	0,10

Pesticide* (listed in alphabetical order of the English name of the pesticide)	Total number of samples analysed for specific pesticide	Number of samples with residues at or above reporting level	% samples with residues at or above reporting level	Reporting level (mg/kg)**
Fluometuron	204		0,0	0,05
Fluorchloridone	204		0,0	0,05
Fluquinconazole	204		0,0	0,10
Flusilazole	204		0,0	0,03
Flutolanil	204		0,0	0,02
Fluvalinate	204		0,0	0,03
Folpet	204		0,0	0,02
Fonofos	204		0,0	0,05
Formothion	204		0,0	0,10
Fuberidazole	204		0,0	0,05
Furalaxyl	204		0,0	0,03
Furathiocarb	204		0,0	0,05
Furmecyclox	204		0,0	0,05
HCH(alpha-)	204		0,0	0,02
HCH(beta-)	204		0,0	0,02
Heptachlor	204		0,0	0,01
Heptenophos	204		0,0	0,02
Hexachlorobenzene	204		0,0	0,01
Hexaconazole	204		0,0	0,05
Hexaflumuron	204		0,0	0,10
Hexazinone	204		0,0	0,10
Imazalil	204		0,0	0,05
Iprodione	204		0,0	0,01
Isophenphos	204		0,0	0,02
Jodfenphos	204		0,0	0,05
Kresoxim-methyl	204		0,0	0,02
Lambda-cyhalothrin	204		0,0	0,05
Lenacil	204		0,0	0,02
Lindane	204		0,0	0,10
Linuron	204		0,0	0,01
Lufenuron	204		0,0	0,05
Malathion	204	5	2,5	0,10
Mecarbam	204		0,0	0,02
Mepanipyrim	204		0,0	0,03
Mephosfolan	204		0,0	0,05
Mepronil	204		0,0	0,10
Metalaxyl	204		0,0	0,05
Metamitron	204		0,0	0,03
Metazachlor	204		0,0	0,05
Methabenzthiazuron	204		0,0	0,05
Methacrifos	204		0,0	0,05
Methamidophos	204		0,0	0,05
Methidathion	204		0,0	0,02
Methiocarb	204		0,0	0,02
Methomyl	178		0,0	0,03
Methoprene	204		0,0	0,01
Methoprotryne	204		0,0	0,05
Methoxychlor	204		0,0	0,02
Metobromuron	204		0,0	0,05
Metolachlor	204		0,0	0,05
Metolcarb	204		0,0	0,05
Metoxuron	204		0,0	0,10
Metribuzin	204		0,0	0,05
Mevinphos	204		0,0	0,10
Mirex	204		0,0	0,03
Monalide	204		0,0	0,10
Monocrotophos	204		0,0	0,10
Myclobutanil	204		0,0	0,03
natriumorthofenylfen	204		0,0	0,03
Nicotine	204		0,0	1,00

Pesticide* (listed in alphabetical order of the English name of the pesticide)	Total number of samples analysed for specific pesticide	Number of samples with residues at or above reporting level	% samples with residues at or above reporting level	Reporting level (mg/kg)**
Nitrofen	204		0,0	0,05
Nitrothal-isopropyl	204		0,0	0,01
Nuarimol	204		0,0	0,05
Ofurace	204		0,0	0,01
Omethoate	204		0,0	0,05
Oxadixyl	204		0,0	0,02
Oxamyl	178		0,0	0,03
Oxycarboxin	204		0,0	0,01
Parathion-ethyl	204		0,0	0,05
Parathion-methyl	204		0,0	0,02
Penconazole	204		0,0	0,02
Pencycuron	204		0,0	0,02
Pendimethalin	204		0,0	0,03
Pentachloroaniline	204		0,0	0,05
Permethrin	204		0,0	0,01
Perthane	204		0,0	0,03
Phenmedipham	204		0,0	0,10
Phenothrin	204		0,0	0,10
Phenthoate	204		0,0	0,05
Phenylphenol(ortho-	204		0,0	0,05
Phorate	204		0,0	0,03
Phosalone	204		0,0	0,05
Phosmet	204		0,0	0,03
Phosphamidon	204		0,0	0,03
Picoxystrobin	204		0,0	0,05
Piperonyl-butoxide	204	3	1,5	0,10
Pirimicarb	204		0,0	0,03
Pirimiphos-ethyl	204		0,0	0,03
Pirimiphos-methyl	204	22	10,8	0,02
Prochloraz	204		0,0	0,03
Proclonol	204		0,0	0,05
Proconazole	204		0,0	0,01
Procymidone	204		0,0	0,05
Profenofos	204		0,0	0,02
Prometryn	204		0,0	0,02
Propachlor	204		0,0	0,03
Propargite	204		0,0	0,05
Propazine	204		0,0	0,05
Propetamphos	204		0,0	0,05
Propham	204		0,0	0,05
Propiconazole	204		0,0	0,03
Propoxur	204		0,0	0,05
Propyzamide	204		0,0	0,03
Prothiofos	204		0,0	0,02
Prothoate	204		0,0	0,02
Pyrazophos	204		0,0	0,05
Pyrethrins	204		0,0	0,02
Pyridaben	204		0,0	0,05
Pyridaphenthion	204		0,0	0,02
Pyridate	204		0,0	0,02
Pyrifenox	204		0,0	0,05
Pyrimethanil	204		0,0	0,05
Pyriproxifen	204		0,0	0,03
Quinalphos	204		0,0	0,02
Quinoxyfen	204		0,0	0,02
Quintozene	204		0,0	0,05
Quizalofop-ethyl	204		0,0	0,01
Sethoxydim	204		0,0	0,05
Simazine	204		0,0	0,10
Spiroxamine	204		0,0	0,05

Pesticide* (listed in alphabetical order of the English name of the pesticide)	Total number of samples analysed for specific pesticide	Number of samples with residues at or above reporting level	% samples with residues at or above reporting level	Reporting level (mg/kg)**
Sulfotepp	204		0,0	0,10
Sulfur(S8)	204		0,0	0,01
Sulprofos	204		0,0	0,10
Tebuconazole	204		0,0	0,10
Tebufenpyrad	204		0,0	0,05
Tecnazene	204		0,0	0,03
Teflubenzuron	204		0,0	0,01
Tefluthrin	204		0,0	0,10
Terbufos	204		0,0	0,05
Terbutryn	204		0,0	0,01
Tetrachlorvinphos	204		0,0	0,05
Tetraconazole	204		0,0	0,02
Tetradifon	204		0,0	0,03
Tetramethrin	204		0,0	0,03
Thiabendazole	204	1	0,5	0,05
Thiodicarb	178		0,0	0,05
Thiometon	204		0,0	0,01
Tolclofos-methyl	204		0,0	0,02
Tolylfluanid	204		0,0	0,02
Triadimefon	204		0,0	0,02
Triadimenol	204		0,0	0,03
Triallate	204		0,0	0,05
Triamiphos	204		0,0	0,05
Triazophos	204		0,0	0,02
Trichlorfon	204		0,0	0,02
Trichloronate	204		0,0	0,05
Trifenmorph	204		0,0	0,02
Trifloxystrobine	204		0,0	0,01
Triflumizole	204		0,0	0,05
Trifluralin	204		0,0	0,05
Trinexapac-ethyl	90	59	65,6	0,01
Vamidothion	204		0,0	0,05
Vernolate	204		0,0	0,05
Vinclozolin	204		0,0	0,03

Table B: Notifications of the co-ordinated programme (specific exercise) to the European Commission

Product group: Pome fruit **Food item: Apples**

Reporting country: The Netherlands **Year of sampling:** **2001** **Remark:**

Only add information regarding apples and the 36 pesticides an do not change or delete rows or columns

Total number of samples analysed:	**129**	With residues above MRL (EC+national):	1
Without detectable residues:	16	With residues above EC-MRL:	1
With detectable residues at or below MRL or without MRL:	112	With residues above national MRL:	0

Pesticide (**)	Total number of samples	Number of samples without residues	Reporting level (mg/kg)	Samples with quantifiable residues in classes up to and including (in mg/kg) (*)													Maximum residue level found (mg/kg)	Number of samples with residues exceeding the MRL	MRL (mg/kg)	Source of MRL (***)
				0.01	0.02	0.05	0.1	0.2	0.5	1	2	5	10	20	50	>50				
Acephate	129	129	0,02																	
Azinphosmethyl	129	116	0,02		1	3	6	2	1								0,24		0,50	E
Azoxystrobin	129	129	0,05																	
Benomyl group(#)	68	68	0,05																	
Captan	129	78	0,03		6	17	9	6	7	6							0,9		xxxxxx	E
Chlorothalonil	129	128	0,01			1											0,03		1,00	
Chlorpyriphos	129	126	0,03			3											0,05		0,50	E
Chlorpyriphos-methyl	129	129	0,03																	
Deltamethrin	129	128	0,02	1													0,01		0,10	E
Diazinon	129	129	0,02																	
Dichlofluanid	129	129	0,02																	
Dicofol	129	128	0,02		1												0,02		1,00	E
Dimethoate	129	129	0,03																	
Disulfotone(###)																				
Endosulfan	129	126	0,01		1		1		1								0,34		0,30	E
Folpet	129	129	0,03																xxxxxx	
Captan+ Folpet (Sum)	129	78			6	17	9	6	7	6							0,9		3,00	E
Imazalil	129	128	0,05					1									0,18		5,00	E
Iprodione	129	128	0,02							1							0,56		10,00	E
Lambda-cyhalothrin	129	129	0,03																	
Malathion	129	129	0,02																	
Maneb-group(##)	6	6	0,05														0		3,00	E
Mecarbam	129	129	0,02																	
Metalaxyl	129	129	0,03																	
Methamidophos	129	129	0,02																	
Methidathion	129	129	0,02																	
Omethoate	129	129	0,02																	
Oxydemethonmethyl(###)		0																		
Permethrin	129	129	0,03																	
Phorate(###)		0																		
Pirimiphos-methyl	129	129	0,03																	
Procymidone	129	128	0,02				1										0,06	1	0,02	E
Propyzamide			0,02																	
Thiabendazol	129	113	0,02				3	2	6	4		1					3		5,00	E
Triazophos	129	129	0,02																	
Thiomethon(###)		0																		
Vinclozolin	129	129	0,03																	

xxxx: do not report MRL here, report MRL in the row (Sum Captan+Folpet)

(*) i.e column 0.02 includes the range from 0.011... mg/kg upto 0.020... mg/kg

(**) in alphabetical order of the English name

(***) E=EC-MRL, N=National MRL, W=without MRL

(#) Benomyl, carbendazim, thiophanate-methyl (sum of residues expressed as carbendazim).

(##) Sum of dithiocarbamates, expressed as CS_2

(###) for those countries where an authorisation of this pesticide/commodity combination exist

Table B: Notifications of the co-ordinated programme (specific exercise) to the European Commission

Product group: Fruiting vegetables **Food item: Tomatoes**

Reporting country: The Netherlands **Year of sampling:** **2001** **Remark:**

Only add information regarding cucumbers and the 36 pesticide and do not change or delete rows or columns

Total number of samples analysed:	**109**	With residues above MRL (EC+national):	0
Without detectable residues:	69	With residues above EC-MRL:	0
With detectable residues at or below MRL or without MRL:	40	With residues above national MRL:	0

Pesticide (**)	Total number of samples	Number of samples without residues	Reporting level (mg/kg)	Samples with quantifiable residues in classes up to and including (in mg/kg) (*)													Maximum residue level found (mg/kg)	Number of samples with residues exceeding the MRL	MRL (mg/kg)	Source of MRL (***)
				0.01	0.02	0.05	0.1	0.2	0.5	1	2	5	10	20	50	>50				
Acephate	109	109	0,02																	
Azinphosmethyl	109	109	0,02																	
Azoxystrobin	109	109	0,05																	
Benomyl group(#)	61	60	0,05				1										0,06		0,50	E
Captan	109	109	0,03																xxxxxx	
Chlorothalonil	109	102	0,01		1			3	2	1							0,55		2,00	E
Chlorpyriphos	109	109	0,03																	
Chlorpyriphos-methyl	109	109	0,03																	
Deltamethrin	109	109	0,02																	
Diazinon	109	109	0,02																	
Dichlofluanid	109	108	0,02			1											0,04		5,00	E
Dicofol	109	109	0,02																	
Dimethoate	109	109	0,03																	
Disulfotone(###)																				
Endosulfan	109	102	0,01		1	2	2	2									0,19		0,50	E
Folpet	109	108	0,03						1								0,21		xxxxxx	
Captan+Folpet (Sum)	109	108							1								0,21		3,00	E
Imazalil	109	109	0,05																	
Iprodione	109	107	0,02				1	1									0,16		5,00	E
Lambda-cyhalothrin	109	108	0,03				1										0,09	1	0,05	E
Malathion	109	109	0,02																	
Maneb-group(##)	5	5	0,05														0		3,00	E
Mecarbam	109	109	0,02																	
Metalaxyl	109	108	0,03			1											0,03		0,05	E
Methamidophos	109	109	0,02																	
Methidathion	109	109	0,02																	
Omethoate	109	109	0,02																	
Oxydemethonmethyl(###)																				
Permethrin	109	107	0,03				1	1									0,11		0,50	E
Phorate(###)																				
Pirimiphos-methyl	109	109	0,03																	
Procymidone	109	101	0,02			2	3	3									0,17		2,00	E
Propyzamide	109	109	0,02																	
Thiabendazol	109	108	0,02				1										0,06		2,00	E
Triazophos	109	109	0,02																	
Thiomethon(###)																				
Vinclozolin	109	108	0,03		1												0,02		3,00	E

xxxx: do not report MRL here, report MRL in the row (Sum Captan+Folpet)

(*) i.e column 0.02 includes the range from 0.011... mg/kg upto 0.020... mg/kg

(**) in alphabetical order of the English name

(***) E=EC-MRL, N=National MRL, W=without MRL

(#) Benomyl, carbendazim, thiophanate-methyl (sum of residues expressed as carbendazim).

(##) Sum of dithiocarbamates, expressed as CS_2

(###) for those countries where an authorisation of this pesticide/commodity combination exist

Table B: Notifications of the co-ordinated programme (specific exercise) to the European Commission

Product group: Leafy vegetables **Food item: Lettuce**

Reporting country: The Netherlands **Year of sampling:** **2001**

Remark:
Only add information regarding head cabbage and the 36 pesticides and do not change or delete rows or columns

Total number of samples analysed:	**134**	With residues above MRL (EC+national):	1
Without detectable residues:	37	With residues above EC-MRL:	1
With detectable residues at or below MRL or without MRL:	96	With residues above national MRL:	0

Pesticide (**)	Total number of samples	Number of samples without residues	Reporting level (mg/kg)	Samples with quantifiable residues in classes up to and including (in mg/kg) (*)													Maximum residue level found (mg/kg)	Number of samples with residues exceeding the MRL	MRL (mg/kg)	Source of MRL (***)
				0.01	0.02	0.05	0.1	0.2	0.5	1	2	5	10	20	50	>50				
Acephate	134	134	0,02																	
Azinphosmethyl	134	134	0,02																	
Azoxystrobin	134	134	0,05																	
Benomyl group(#)	75	71	0,05				3		1								0,21		5,00	E
Captan	134	134	0,03																xxxxxx	
Chlorothalonil	134	134	0,01																	
Chlorpyriphos	134	134	0,03																	
Chlorpyriphos-methyl	134	134	0,03																	
Deltamethrin	134	127	0,02			1	1	3	2								0,32		0,50	E
Diazinon	134	134	0,02																	
Dichlofluanid	134	134	0,02																	
Dicofol	134	134	0,02																	
Dimethoate	134	127	0,03		1		3	2	1								0,46		1,00	E
Disulfotone(###)																				
Endosulfan	134	133	0,01			1											0,03		1,00	E
Folpet	134	134	0,03																xxxxxx	
Captan+Folpet (Sum)	134	134																		
Imazalil	134	134	0,05																	
Iprodione	134	94	0,02			3	1	3	3	9	9	7	3	2			16	1	10,00	E
Lambda-cyhalothrin	134	134	0,03																	
Malathion	134	134	0,02																	
Maneb-group(##)	15	12	0,05				1		1	1							0,6		5,00	E
Mecarbam	134	134	0,02																	
Metalaxyl	134	120	0,03	1		10	2		1								0,26		1,00	E
Methamidophos	134	134	0,02																	
Methidathion	134	134	0,02																	
Omethoate	134	133	0,02		1												0,02		0,20	E
Oxydemethonmethyl(###)																				
Permethrin	134	134	0,03																	
Phorate(###)																				
Pirimiphos-methyl	134	134	0,03																	
Procymidone	134	126	0,02			1	3	3	1								0,23		5,00	E
Propyzamide	134	134	0,02																	
Thiabendazol	134	134	0,02																	
Triazophos	134	134	0,02																	
Thiomethon(###)																				
Vinclozolin	134	101	0,03			3	4	5	7	8	6						1,9		5,00	E

xxxx: do not report MRL here, report MRL in the row (Sum Captan+Folpet)

(*) i.e column 0.02 includes the range from 0.011... mg/kg upto 0.020... mg/kg

(**) in alphabetical order of the English name

(***) E=EC-MRL, N=National MRL, W=without MRL

(#) Benomyl, carbendazim, thiophanate-methyl (sum of residues expressed as carbendazim).

(##) Sum of dithiocarbamates, expressed as CS_2

(###) for those countries where an authorisation of this pesticide/commodity combination exist

Table B: Notifications of the co-ordinated programme (specific exercise) to the European Commissio

Product group: Berries and small fruit **Food item: Strawberries**

Reporting country: The Netherlands **Year of sampling:** **2001** **Remark:**

Only add information regarding peas and the 36 pesticides and do not change or delete rows or columns

Total number of samples analysed:	**128**	With residues above MRL (EC+national):	0
Without detectable residues:	22	With residues above EC-MRL:	0
With detectable residues at or below MRL or without MRL:	106	With residues above national MRL:	0

Pesticide (**)	Total number of samples	Number of samples without residues	Reporting level (mg/kg)	Samples with quantifiable residues in classes up to and including (in mg/kg) (*)													Maximum residue level found (mg/kg)	Number of samples with residues exceeding the MRL	MRL (mg/kg)	Source of MRL (***)
				0.01	0.02	0.05	0.1	0.2	0.5	1	2	5	10	20	50	>50				
Acephate	128	128	0,02																	
Azinphosmethyl	128	128	0,02																	
Azoxystrobin	128	128	0,05																	
Benomyl group(#)	45	35	0,05			2	2	5	1								0,37		3,00	E
Captan	128	109	0,03			4	6	4	5								0,5		xxxxxx	E
Chlorothalonil	128	123	0,01			1		1	2		1						1,5		3,00	E
Chlorpyriphos	129	128	0,03			1											0,03		0,20	E
Chlorpyriphos-methyl	128	128	0,03																	
Deltamethrin	128	127	0,02			1											0,04		0,05	E
Diazinon	128	128	0,02																	
Dichlofluanid	128	123	0,02		1	1	1	2									0,18		10,00	E
Dicofol	128	126	0,02				1		1								0,35		2,00	E
Dimethoate	129	128	0,03				1										0,09		1,00	E
Disulfotone(###)																				
Endosulfan	128	123	0,01	1		2	2										0,09		0,05	E
Folpet	128	127	0,03							1							0,56		xxxxxx	
Captan+Folpet (Sum)	128	108				4	6	4	5	1							0,56		3,00	E
Imazalil	128	128	0,05																	
Iprodione	129	109	0,02			3	2	4	4	5	2						1,6		10,00	E
Lambda-cyhalothrin	128	128	0,03																	
Malathion	128	128	0,02																	
Maneb-group(##)	128	128	0,05																	
Mecarbam	128	128	0,02																	
Metalaxyl	128	128	0,03																	
Methamidophos	128	128	0,02																	
Methidathion	128	128	0,02																	
Omethoate	128	128	0,02																	
Oxydemethonmethyl(###)																				
Permethrin	128	128	0,03																	
Phorate(###)																				
Pirimiphos-methyl	128	128	0,03																	
Procymidone	129	125	0,02				1	1	2								0,3		5,00	E
Propyzamide	128	128	0,02																	
Thiabendazol	129	125	0,02				1	1	2								0,3		5,00	E
Triazophos	128	128	0,02																	
Thiomethon(###)																				
Vinclozolin	129	125	0,03			1	1		1	1							0,55		5,00	E

xxxx: do not report MRL here, report MRL in the row (Sum Captan+Folpet)

(*) i.e column 0.02 includes the range from 0.011... mg/kg upto 0.020... mg/kg

(**) in alphabetical order of the English name

(***) E=EC-MRL, N=National MRL, W=without MRL

(#) Benomyl, carbendazim, thiophanate-methyl (sum of residues expressed as carbendazim).

(##) Sum of dithiocarbamates, expressed as CS_2

(###) for those countries where an authorisation of this pesticide/commodity combination exist

Table B: Notifications of the co-ordinated programme (specific exercise) to the European Commission

Product group: Berries and small fruit **Food item: Table grapes**

Reporting country: The Netherlands **Year of sampling:** **2001** **Remark:**

Only add information regarding head cabbage and the 36 pesticides and do not change or delete rows or columns

Total number of samples analysed:	**180**	With residues above MRL (EC+national):	3
Without detectable residues:	40	With residues above EC-MRL:	3
With detectable residues at or below MRL or without MRL:	137	With residues above national MRL:	0

Pesticide (**)	Total number of samples	Number of samples without residues	Reporting level (mg/kg)	Samples with quantifiable residues in classes up to and including (in mg/kg) (*)													Maximum residue level found (mg/kg)	Number of samples with residues exceeding the MRL	MRL (mg/kg)	Source of MRL (***)
				0.01	0.02	0.05	0.1	0.2	0.5	1	2	5	10	20	50	>50				
Acephate	181	181	0,02																	
Azinphosmethyl	181	179	0,02						1	1							0,97		1,00	E
Azoxystrobin	181	181	0,05																	
Benomyl group(#)	70	65	0,05				2	2	1								0,31		2,00	E
Captan	181	155	0,03	1	1	1	3	4	7	6	2	1					3,2		xxxxxx	E
Chlorothalonil	181	181	0,01																	
Chlorpyriphos	181	169	0,03		1	1	3	5		1	1						1,2	1	0,50	E
Chlorpyriphos-methyl	181	173	0,03			4	2	1	1								0,22		0,20	E
Deltamethrin	181	179	0,02		1	1											0,03		0,10	E
Diazinon	181	181	0,02																	
Dichlofluanid	181	178	0,02				1		2								0,42		10,00	E
Dicofol	181	175	0,02			1	1	3	1								0,33		2,00	E
Dimethoate	181	168	0,03			3	5	4	1								0,26		1,00	E
Disulfotone(###)																				
Endosulfan	181	181	0,01																	
Folpet	181	174	0,03		1	3		1	1		1						1,1		xxxxxx	E
Captan+ Folpet (Sum)	181	148		1	2	4	3	5	8	6	3	1					3,2		3,00	
Imazalil	181	181	0,05																	
Iprodione	181	148	0,02			2	6	9	9	5	1	1					2,2		10,00	E
Lambda-cyhalothrin	181	180	0,03						1								0,3	1	0,20	E
Malathion	181	180	0,02			1											0,03		0,50	E
Maneb-group(##)	6	5	0,05							1							0,71		3,00	E
Mecarbam	181	181	0,02																	
Metalaxyl	181	170	0,03			2	6	3									0,15		2,00	E
Methamidophos	181	181	0,02																	
Methidathion	181	181	0,02																	
Omethoate	181	178	0,02		1	1	1										0,06		0,10	E
Oxydemethonmethyl(###)																				
Permethrin	181	181	0,03																	
Phorate(###)																				
Pirimiphos-methyl	181	180	0,03					1									0,18	1	0,05	E
Procymidone	181	159	0,02			1	4	2	9	5	1						1,3		5,00	E
Propyzamide	181	181	0,02																	
Thiabendazol	181	179	0,02			2											0,03		0,05	E
Triazophos	181	181	0,02																	
Thiomethon(###)																				
Vinclozolin	181	178	0,03				2		1								0,32		5,00	E

xxxx: do not report MRL here, report MRL in the row (Sum Captan+Folpet)

(*) i.e column 0.02 includes the range from 0.011... mg/kg upto 0.020... mg/kg

(**) in alphabetical order of the English name

(***) E=EC-MRL, N=National MRL, W=without MRL

(#) Benomyl, carbendazim, thiophanate-methyl (sum of residues expressed as carbendazim).

(##) Sum of dithiocarbamates, expressed as CS_2

(###) for those countries where an authorisation of this pesticide/commodity combination exist

Table C: Notifications of the results of Check sampling (Surveillance Sampling) of the National Programme to the European Commission

Reporting country: The Netherlands **Year of sampling:** **2001**

Product group: fruits **Food item:** Grapefruit

Total number of samples analysed:	**42**	With residues above MRL (EC+national):	6
Without detectable residues:	0	With residues above EC-MRL:	5
With detectable residues at or below MRL or without MRL:	36	With residues above national MRL:	1

Pesticide (**)	Total number of samples	Number of samples without residues	Reporting level (mg/kg)	Samples with quantifiable residues in classes up to and including (in mg/kg) (*)													Maximum residue level found (mg/kg)	Number of samples with residues exceeding the MRL	MRL (mg/kg)	Source of MRL (***)
				0.01	0.02	0.05	0.1	0.2	0.5	1	2	5	10	20	50	>50				
Biphenyl	42	41	0,02		1												0,02		70,00	N
Bromopropylate	42	35	0,03			1		1	4		1						1,7		3,00	E
Carbaryl	42	39	0,01			2					1						1,9	1	1,00	E
Chlorpyriphos-ethyl	42	22	0,03			4	5	4	7								0,38	2	0,30	E
Diazinon	42	41	0,02			1											0,03		1,00	E
Dicofol	37	35	0,02				1		1								0,26		2,00	E
Dimethoate	42	41	0,03					1									0,13		1,00	E
Dithiocarbamates (as CS2)	1	1	0,05																5,00	E
Ethion	42	38	0,02				3			1							0,9		2,00	E
Fenpropathrin	42	41	0,03				1										0,1	1	0,05	N
Imazalil	42	11	0,05			1		1	7	9	6	7					4,3		5,00	E
Malathion	42	41	0,02			1											0,03		2,00	E
Methidathion	42	34	0,02			2	2		2	1	1						1,7		2,00	E
Parathion-methyl	42	39	0,02					1	2								0,32	2	0,20	E
Phenylphenol(ortho-)	42	17	0,03			1	1	2	11	7	2	1					2,3		12,00	N
Pirimicarb	42	41	0,03			1											0,03		0,05	N
Prochloraz	42	41	0,05						1								0,34		5,00	N
Pyriproxifen	42	41	0,02			1											0,04	1	0,02	N
Thiabendazole	42	19	0,05					2	9	6	1	4	1				5,8		6,00	E

Product group: fruits **Food item:** Lemon

Total number of samples analysed:	**24**	With residues above MRL (EC+national):	3
Without detectable residues:	0	With residues above EC-MRL:	0
With detectable residues at or below MRL or without MRL:	21	With residues above national MRL:	3

Pesticide (**)	Total number of samples	Number of samples without residues	Reporting level (mg/kg)	Samples with quantifiable residues in classes up to and including (in mg/kg) (*)													Maximum residue level found (mg/kg)	Number of samples with residues exceeding the MRL	MRL (mg/kg)	Source of MRL (***)
				0.01	0.02	0.05	0.1	0.2	0.5	1	2	5	10	20	50	>50				
Bromopropylate	24	21	0,03			1	1			1							0,63		3,00	E
Buprofezin	24	23	0,05				1										0,07			W
Carbaryl	24	23	0,01			1											0,03		1,00	E
Chlorpyriphos-ethyl	24	20	0,03			2	1		1								0,24		0,20	E
Chlorpyriphos-methyl	24	23	0,03				1										0,08		0,30	E
Dicofol	24	16	0,02					1	6	1							0,68		2,00	E
Dithiocarbamates (as CS2)	2	1	0,05						1								0,24		5,00	E
Endosulfan	24	22	0,01				1		1								0,33		0,50	E
Fenitrothion	24	23	0,02							1							0,75		2,00	E
Imazalil	24	6	0,05						3	3	7	5					3,2		5,00	E
Mecarbam	24	23	0,03			1											0,04		2,00	E
Methidathion	24	14	0,02				2	1	5	1	1						1,1		2,00	E
Phenylphenol(ortho-)	24	15	0,03				1	1	4	2		1					3,4		12,00	N
Prochloraz	24	21	0,05						1	2							0,52		10,00	N
Pyriproxifen	24	21	0,02				3										0,08	3	0,02	N
Thiabendazole	24	16	0,05			3		2		1	2						2		6,00	E

Product group: fruits **Food item:** Lime

Total number of samples analysed:	9	With residues above MRL (EC+national):	1
Without detectable residues:	0	With residues above EC-MRL:	1
With detectable residues at or below MRL or without MRL:	8	With residues above national MRL:	0

Pesticide (**)	Total number of samples	Number of samples without residues	Reporting level (mg/kg)	Samples with quantifiable residues in classes up to and including (in mg/kg) (*)													Maximum residue level found (mg/kg)	Number of samples with residues exceeding the MRL	MRL (mg/kg)	Source of MRL (***)
				0.01	0.02	0.05	0.1	0.2	0.5	1	2	5	10	20	50	>50				
Carbendazim	7	6	0,05				1										0,08		5,00	E
Imazalil	9	2	0,05						2	1	2	2					3,8		5,00	E
Iprodione	9	8	0,02								1						1,1	1	0,02	E
Malathion	9	8	0,02			1											0,04			E
Phenylphenol(ortho-)	9	6	0,03			2		1									0,11		12,00	N
Thiabendazole	9	3	0,05						3	3							0,62		6,00	E

Product group: fruits **Food item:** Tangerines

Total number of samples analysed:	83	With residues above MRL (EC+national):	4
Without detectable residues:	0	With residues above EC-MRL:	0
With detectable residues at or below MRL or without MRL:	79	With residues above national MRL:	4

Pesticide (**)	Total number of samples	Number of samples without residues	Reporting level (mg/kg)	Samples with quantifiable residues in classes up to and including (in mg/kg) (*)													Maximum residue level found (mg/kg)	Number of samples with residues exceeding the MRL	MRL (mg/kg)	Source of MRL (***)
				0.01	0.02	0.05	0.1	0.2	0.5	1	2	5	10	20	50	>50				
Azinphos-methyl	83	82	0,02					1									0,2		2,00	E
Bromopropylate	83	81	0,03				1		1								0,22		3,00	E
Butocarboxim	9	8	0,01	1													0,01		0,05	N
Carbendazim	59	52	0,05			2	2	3									0,16		5,00	E
Carbofuran	83	78	0,01			3	1	1									0,16		0,30	E
Chlorpyriphos-ethyl	83	42	0,03			7	16	13	5								0,37		2,00	E
Dichlofluanid	83	80	0,02			3											0,05		5,00	E
Dicofol	83	57	0,02			3	3	8	8	2	2						1,4		2,00	E
Dimethoate	83	81	0,03			2											0,05		1,00	E
Diphenylamine	83	82	0,03			1											0,05		0,05	N
Dithiocarbamates (as CS2)	4	4	0,05																5,00	E
Endosulfan	83	82	0,01				1										0,09		0,50	E
Ethion	83	79	0,02					1		3							1		2,00	E
Fenthion	83	77	0,03			3		3									0,16	3	0,05	N
Fludioxonil	83	82	0,03			1											0,05		0,05	N
Imazalil	83	15	0,05					1	5	13	24	22	3				6		5,00	E
Malathion	83	52	0,02			10	7	8	5	1							0,51		2,00	E
Metalaxyl	83	80	0,03					2		1							0,6		5,00	E
Methidathion	83	44	0,02		1	6	9	4	13	4	2						1,6		2,00	E
Monocrotophos	83	82	0,03			1											0,03		0,20	N
Parathion-ethyl	83	82	0,02				1										0,07		1,00	E
Parathion-methyl	83	81	0,02				2										0,09		0,20	E
Phenylphenol(ortho-)	83	49	0,03			3	5	2	9	9	5	1					3,4		12,00	N
Phosmet	83	82	0,03				1										0,1		5,00	N
Prochloraz	83	55	0,05					4	11	11	1	1					2,3		10,00	N
Prothiofos	83	82	0,02				1										0,09	1	0,02	N
Pyriproxifen	83	82	0,02				1										0,06			W
Tebufenpyrad	83	82	0,03			1											0,03		0,05	N
Tetradifon	83	82	0,03				1										0,06		2,00	N
Thiabendazole	83	51	0,05			2	2	4	5	5	7	5	2				5,3		6,00	E

Product group: fruits **Food item:** Orange

Total number of samples analysed:	119	With residues above MRL (EC+national):	8
Without detectable residues:	5	With residues above EC-MRL:	5
With detectable residues at or below MRL or without MRL:	106	With residues above national MRL:	3

Pesticide (**)	Total number of samples	Number of samples without residues	Reporting level (mg/kg)	Samples with quantifiable residues in classes up to and including (in mg/kg) (*)													Maximum residue level found (mg/kg)	Number of samples with residues exceeding the MRL	MRL (mg/kg)	Source of MRL (***)
				0.01	0.02	0.05	0.1	0.2	0.5	1	2	5	10	20	50	>50				
Bromopropylate	119	111	0,03				1	3	4								0,4		3,00	E
Carbaryl	119	117	0,01				1		1								0,26		1,00	E
Carbendazim	81	76	0,05			3	1	1									0,14		5,00	E
Chlorpyriphos-ethyl	119	76	0,03			4	19	15	5								0,4	1	0,30	E

Pesticide (**)	Total number of samples	Number of samples without residues	Reporting level (mg/kg)	Samples with quantifiable residues in classes up to and including (in mg/kg) (*)													Maximum residue level found (mg/kg)	Number of samples with residues exceeding the MRL	MRL (mg/kg)	Source of MRL (***)
				0.01	0.02	0.05	0.1	0.2	0.5	1	2	5	10	20	50	>50				
Diazinon	119	117	0,02				2										0,06		0,50	E
Dichloran	118	116	0,01					1	1								0,27	2	0,01	N
Dicofol	118	102	0,02			3	1	5	7								0,4		2,00	E
Dimethoate	119	115	0,03			1	2	1									0,15		1,00	E
Dithiocarbamates (as CS2)	15	15	0,05																5,00	E
Ethion	119	118	0,02				1										0,06		2,00	E
Fenthion	119	115	0,03			2	2										0,06		0,05	N
Imazalil	119	16	0,05						7	19	37	37	3				7,8	3	5,00	E
Malathion	119	112	0,02			4	2	1									0,12		2,00	E
Mecarbam	118	117	0,03				1										0,08	1	0,05	E
Methidathion	119	85	0,02			7	10	6	6	5							0,87		2,00	E
Monocrotophos	118	117	0,03			1											0,03		0,20	N
Parathion-ethyl	119	116	0,02		1	1	1										0,1		1,00	E
Parathion-methyl	119	118	0,02					1									0,12		0,20	E
Phenylphenol(ortho-)	119	69	0,03			4	7	4	17	10	6	2					4,3		12,00	N
Pirimiphos-methyl	119	118	0,03			1											0,05		1,00	E
Prochloraz	119	116	0,05						2	1							0,52		5,00	N
Propargite	119	118	0,05			1											0,04		5,00	N
Pyridaphenthion	119	118	0,02					1									0,13	1	0,02	N
Tetradifon	119	118	0,03					1									0,14		2,00	N
Thiabendazole	119	72	0,05			1	2	7	9	9	11	7	1				5,8		6,00	E
Triadimefon	119	118	0,03			1											0,04		0,05	N

Product group: fruits **Food item:** Pomelo

Total number of samples analysed:	**3**	With residues above MRL (EC+national):	0
Without detectable residues:	0	With residues above EC-MRL:	0
With detectable residues at or below MRL or without MRL:	3	With residues above national MRL:	0

Pesticide (**)	Total number of samples	Number of samples without residues	Reporting level (mg/kg)	Samples with quantifiable residues in classes up to and including (in mg/kg) (*)													Maximum residue level found (mg/kg)	Number of samples with residues exceeding the MRL	MRL (mg/kg)	Source of MRL (***)
				0.01	0.02	0.05	0.1	0.2	0.5	1	2	5	10	20	50	>50				
Bromopropylate	3	0	0,03					1	2								0,39		3,00	E
Imazalil	3	1	0,05				1						1				5,2		5,00	E
Thiabendazole	3	0	0,05								3						2		6,00	E

Product group: fruits **Food item:** Other citrus fruit

Total number of samples analysed:	**16**	With residues above MRL (EC+national):	1
Without detectable residues:	4	With residues above EC-MRL:	1
With detectable residues at or below MRL or without MRL:	11	With residues above national MRL:	0

Pesticide (**)	Total number of samples	Number of samples without residues	Reporting level (mg/kg)	Samples with quantifiable residues in classes up to and including (in mg/kg) (*)													Maximum residue level found (mg/kg)	Number of samples with residues exceeding the MRL	MRL (mg/kg)	Source of MRL (***)
				0.01	0.02	0.05	0.1	0.2	0.5	1	2	5	10	20	50	>50				
Bifenthrin	16	15	0,03			1											0,03			N
Chlorpyriphos-ethyl	16	11	0,03			1			4								0,27		0,30	E
Dimethoate	16	15	0,03				1										0,1		1,00	E
Fluvalinate	16	15	0,03			1											0,05		0,05	N
Imazalil	16	11	0,05								1	3	1				5,3		5,00	E
Malathion	16	15	0,02									1					2,2	1	0,50	E
Methidathion	16	15	0,02				1										0,06		2,00	E
Phenylphenol(ortho-)	16	11	0,03					4	1								0,25		12,00	N
Thiabendazole	16	11	0,05					1		1	3						1,9		6,00	E

Product group: fruits **Food item:** Coconut

Total number of samples analysed:	1	With residues above MRL (EC+national):	0
Without detectable residues:	0	With residues above EC-MRL:	0
With detectable residues at or below MRL or without MRL:	1	With residues above national MRL:	0

Pesticide (**)	Total number of samples	Number of samples without residues	Reporting level (mg/kg)	Samples with quantifiable residues in classes up to and including (in mg/kg) (*)													Maximum residue level found (mg/kg)	Number of samples with residues exceeding the MRL	MRL (mg/kg)	Source of MRL (***)
				0.01	0.02	0.05	0.1	0.2	0.5	1	2	5	10	20	50	>50				
Carbendazim	1	0	0,05				1										0,06			E
Dithiocarbamates (as CS2)	1	1	0,05																2,00	E

Product group: fruits **Food item:** Apple

Total number of samples analysed:	129	With residues above MRL (EC+national):	1
Without detectable residues:	16	With residues above EC-MRL:	1
With detectable residues at or below MRL or without MRL:	112	With residues above national MRL:	0

Pesticide (**)	Total number of samples	Number of samples without residues	Reporting level (mg/kg)	Samples with quantifiable residues in classes up to and including (in mg/kg) (*)													Maximum residue level found (mg/kg)	Number of samples with residues exceeding the MRL	MRL (mg/kg)	Source of MRL (***)
				0.01	0.02	0.05	0.1	0.2	0.5	1	2	5	10	20	50	>50				
Azinphos-methyl	129	116	0,02		1	3	6	2	1								0,24		0,50	E
Bifenthrin	129	126	0,03			3											0,05		0,05	N
Bromopropylate	129	127	0,03			1		1									0,12		2,00	E
Captan	129	78	0,02		6	17	9	6	7	6							0,9		3,00	E
Carbaryl	129	127	0,01			2											0,03		3,00	E
Carbendazim	68	37	0,05	1	1	6	10	8	4	1							0,61		2,00	E
Chlorothalonil	129	128	0,01			1											0,03		1,00	E
Chlorpyriphos-ethyl	129	126	0,03			3											0,05		0,50	E
Dicofol	129	128	0,02		1												0,02		1,00	E
Diphenylamine	129	101	0,03			4	2	2	2	9	8	1					2,3		5,00	N
Dithiocarbamates (as CS2)	6	6	0,05																3,00	E
Endosulfan	129	126	0,01		1		1		1								0,34		0,30	E
Ethoxyquin	129	127	0,05			1		1									0,11		3,00	N
Fenoxycarb	129	128	0,05			1											0,04		0,05	N
Imazalil	129	128	0,05					1									0,18		5,00	E
Iprodione	129	128	0,02							1							0,56		10,00	E
Parathion-methyl	129	126	0,02			2	1										0,07		0,20	E
Phenylphenol(ortho-)	129	128	0,03						1								0,24		25,00	N
Phosalone	129	119	0,03			1	2	4	2	1							0,64		2,00	E
Phosmet	129	125	0,03			2	1		1								0,35		1,00	N
Pirimicarb	129	110	0,03			8	10	1									0,16		1,00	N
Procymidone	129	128	0,02				1										0,06	1	0,02	E
Propargite	129	117	0,05						2	7	2	1					3,3		5,00	N
Tebufenpyrad	129	119	0,03			8	2										0,08		0,20	N
Thiabendazole	129	113	0,05				3	2	6	4		1					3		5,00	E
Tolylfluanid	129	100	0,02		1	13	8	4	3								0,25		2,00	N

Product group: fruits **Food item:** Pear

Total number of samples analysed:	111	With residues above MRL (EC+national):	3
Without detectable residues:	10	With residues above EC-MRL:	2
With detectable residues at or below MRL or without MRL:	98	With residues above national MRL:	1

Pesticide (**)	Total number of samples	Number of samples without residues	Reporting level (mg/kg)	Samples with quantifiable residues in classes up to and including (in mg/kg) (*)													Maximum residue level found (mg/kg)	Number of samples with residues exceeding the MRL	MRL (mg/kg)	Source of MRL (***)
				0.01	0.02	0.05	0.1	0.2	0.5	1	2	5	10	20	50	>50				
Azinphos-methyl	75	74	0,02					1									0,14		0,50	E
Bromopropylate	75	69	0,03			1	3	1	1								0,47		2,00	E
Captan	75	49	0,02		2	9	2	4	7	2							0,67		3,00	E
Carbaryl	75	72	0,01			2	1										0,06		3,00	E
Carbendazim	52	23	0,05			3	14	8	4								0,31		2,00	E
Chlormequat	107	14	0,05			12	17	27	28	9							1	4	0,50	E
Deltamethrin	75	74	0,02		1												0,02		0,10	E
Dicofol	75	74	0,02						1								0,41		1,00	E
Diethofencarb	75	74	0,03					1									0,12	1	0,05	N
Dithiocarbamates (as CS2)	2	2	0,05																3,00	E
Ethoxyquin	75	74	0,05					1									0,19		3,00	N

Pesticide (**)	Total number of samples	Number of samples without residues	Reporting level (mg/kg)	Samples with quantifiable residues in classes up to and including (in mg/kg) (*)													Maximum residue level found (mg/kg)	Number of samples with residues exceeding the MRL	MRL (mg/kg)	Source of MRL (***)
				0.01	0.02	0.05	0.1	0.2	0.5	1	2	5	10	20	50	>50				
Iprodione	75	74	0,02							1							0,97		10,00	E
Phenylphenol(ortho-)	75	74	0,03				1										0,06		25,00	N
Phosalone	75	74	0,03					1									0,19		2,00	E
Phosmet	75	73	0,03						1	1							0,6		1,00	N
Pirimicarb	75	72	0,03			1	2										0,06		1,00	N
Procymidone	75	74	0,02					1									0,11		1,00	E
Thiabendazole	75	73	0,05						1	1							0,94		5,00	E
Tolylfluanid	75	37	0,02		3	6	11	5	12	1							0,7		2,00	N

Product group: fruits **Food item:** Quince

Total number of samples analysed:	**1**	With residues above MRL (EC+national):	0
Without detectable residues:	1	With residues above EC-MRL:	0
With detectable residues at or below MRL or without MRL:	0	With residues above national MRL:	0

Product group: fruits **Food item:** Apricot

Total number of samples analysed:	**15**	With residues above MRL (EC+national):	1
Without detectable residues:	4	With residues above EC-MRL:	1
With detectable residues at or below MRL or without MRL:	10	With residues above national MRL:	0

Pesticide (**)	Total number of samples	Number of samples without residues	Reporting level (mg/kg)	Samples with quantifiable residues in classes up to and including (in mg/kg) (*)													Maximum residue level found (mg/kg)	Number of samples with residues exceeding the MRL	MRL (mg/kg)	Source of MRL (***)
				0.01	0.02	0.05	0.1	0.2	0.5	1	2	5	10	20	50	>50				
Acephate	15	14	0,02					1									0,19	1	0,02	E
Azinphos-methyl	15	14	0,02				1										0,06		0,50	E
Captan	15	11	0,02			2		1		1							0,73		2,00	E
Carbaryl	15	13	0,01									2					3,6		3,00	E
Cypermethrin	15	14	0,03			1											0,03		2,00	E
Dicofol	15	14	0,02				1										0,1		2,00	E
Dimethoate	15	14	0,03				1										0,06		1,00	E
Fenthion	15	14	0,03					1									0,14	1	0,05	N
Iprodione	15	12	0,02			1					2						1,68		5,00	E
Malathion	15	14	0,02			1											0,03		0,50	E
Parathion-methyl	15	14	0,02			1											0,05		0,20	E

Product group: fruits **Food item:** Cherry

Total number of samples analysed:	**19**	With residues above MRL (EC+national):	1
Without detectable residues:	12	With residues above EC-MRL:	0
With detectable residues at or below MRL or without MRL:	6	With residues above national MRL:	1

Pesticide (**)	Total number of samples	Number of samples without residues	Reporting level (mg/kg)	Samples with quantifiable residues in classes up to and including (in mg/kg) (*)													Maximum residue level found (mg/kg)	Number of samples with residues exceeding the MRL	MRL (mg/kg)	Source of MRL (***)
				0.01	0.02	0.05	0.1	0.2	0.5	1	2	5	10	20	50	>50				
Butocarboxim	4	3	0,01		1												0,02		0,05	N
Captan	19	18	0,02					1									0,18		2,00	E
Cypermethrin	19	18	0,03			1											0,03		1,00	E
Diazinon	19	18	0,02				1										0,08		0,50	E
Dimethoate	19	18	0,03					1									0,15		1,00	E
Endosulfan	19	17	0,01				1	1									0,12		0,50	E
Fenhexamid	19	18	0,05						1								0,33			W
Iprodione	19	18	0,02						1								0,3		5,00	E
Monocrotophos	19	18	0,03			1											0,04		0,05	N
Pencycuron	19	18	0,03			1											0,05		0,05	N
Pirimicarb	19	18	0,03			1											0,04		0,05	N
Tebuconazole	19	18	0,05						1								0,3	1	0,05	N

Product group: fruits **Food item:** Peach

Total number of samples analysed:	**39**	With residues above MRL (EC+national):	3
Without detectable residues:	12	With residues above EC-MRL:	2
With detectable residues at or below MRL or without MRL:	24	With residues above national MRL:	1

Pesticide (**)	Total number of samples	Number of samples without residues	Reporting level (mg/kg)	Samples with quantifiable residues in classes up to and including (in mg/kg) (*)													Maximum residue level found (mg/kg)	Number of samples with residues exceeding the MRL	MRL (mg/kg)	Source of MRL (***)
				0.01	0.02	0.05	0.1	0.2	0.5	1	2	5	10	20	50	>50				
Azinphos-methyl	39	36	0,02			2	1										0,1		0,50	E
Bifenthrin	39	37	0,03			1	1										0,09	1	0,05	N
Captan	39	27	0,02			3	2	2	2	3							0,94		2,00	E
Carbendazim	9	8	0,05						1								0,24		1,00	E
Chlorpyriphos-ethyl	39	37	0,03				1		1								0,41	1	0,20	E
Dimethoate	39	38	0,03				1										0,06		1,00	E
Endosulfan	39	36	0,01			1		2									0,15		0,50	E
Fenitrothion	39	37	0,02				1	1									0,2		0,50	E
Imazalil	39	38	0,05				1										0,08	1	0,02	E
Iprodione	39	34	0,02						3	1	1						1,7		5,00	E
Parathion-methyl	39	37	0,02				2										0,1		0,20	E
Phosalone	39	38	0,03			1											0,03		2,00	E
Procymidone	39	37	0,02				1		1								0,31		2,00	E
Propargite	39	38	0,05						1								0,37		7,00	N

Product group: fruits **Food item:** Nectarine

Total number of samples analysed:	**42**	With residues above MRL (EC+national):	9
Without detectable residues:	12	With residues above EC-MRL:	4
With detectable residues at or below MRL or without MRL:	21	With residues above national MRL:	5

Pesticide (**)	Total number of samples	Number of samples without residues	Reporting level (mg/kg)	Samples with quantifiable residues in classes up to and including (in mg/kg) (*)													Maximum residue level found (mg/kg)	Number of samples with residues exceeding the MRL	MRL (mg/kg)	Source of MRL (***)
				0.01	0.02	0.05	0.1	0.2	0.5	1	2	5	10	20	50	>50				
Acephate	42	38	0,02			1	1		2								0,43	1	0,20	E
Acrinathrin	42	41	0,03			1											0,04		0,05	N
Azinphos-methyl	42	41	0,02			1											0,04		0,50	E
Captan	42	35	0,02			1	3	3									0,14		2,00	E
Chlorpyriphos-ethyl	42	39	0,03				2		1								0,23		0,20	E
Endosulfan	42	41	0,01					1									0,14		0,50	E
Etofenprox	11	10	0,01			1											0,03	1	0,01	N
Fenthion	42	41	0,03						1								0,3	1	0,05	N
Flutolanil	42	39	0,02			3											0,04	3	0,02	N
Iprodione	42	37	0,02					1	3	1							0,55		5,00	E
Methamidophos	42	36	0,01			1	3	1	1								0,22	3	0,05	E
Methiocarb	42	41	0,01			1											0,04		0,05	N
Phosalone	42	40	0,03				1	1									0,2		1,00	E
Pirimiphos-methyl	42	41	0,03			1											0,03		0,05	E
Tebuconazole	42	41	0,05			1											0,04		0,05	N
Thiabendazole	42	41	0,05			1											0,05		0,05	E
Vinclozolin	42	41	0,03				1										0,07	1	0,05	E

Product group: fruits **Food item:** Plum, including damson

Total number of samples analysed:	**47**	With residues above MRL (EC+national):	0
Without detectable residues:	26	With residues above EC-MRL:	0
With detectable residues at or below MRL or without MRL:	21	With residues above national MRL:	0

Pesticide (**)	Total number of samples	Number of samples without residues	Reporting level (mg/kg)	Samples with quantifiable residues in classes up to and including (in mg/kg) (*)													Maximum residue level found (mg/kg)	Number of samples with residues exceeding the MRL	MRL (mg/kg)	Source of MRL (***)
				0.01	0.02	0.05	0.1	0.2	0.5	1	2	5	10	20	50	>50				
Acephate	47	46	0,02			1											0,05		2,00	E
Butocarboxim	19	18	0,01		1												0,02		0,05	N
Captan	47	39	0,02			5	1	1	1								0,32		2,00	E
Chlorpyriphos-ethyl	47	46	0,03			1											0,04		0,20	E
Dimethoate	47	44	0,03			2	1										0,09		1,00	E
Endosulfan	47	46	0,01					1									0,15		1,00	E
Iprodione	47	44	0,02						1	2							0,72		5,00	E
Methomyl	19	18	0,01	1													0,01		0,05	E

Pesticide (**)	Total number of samples	Number of samples without residues	Reporting level (mg/kg)	Samples with quantifiable residues in classes up to and including (in mg/kg) (*)													Maximum residue level found (mg/kg)	Number of samples with residues exceeding the MRL	MRL (mg/kg)	Source of MRL (***)
				0.01	0.02	0.05	0.1	0.2	0.5	1	2	5	10	20	50	>50				
Omethoate	47	46	0,02			1											0,05		0,20	E
Phosalone	47	46	0,03			1											0,04		1,00	E
Pirimicarb	47	45	0,03			1	1										0,06		0,50	N
Tolylfluanid	47	46	0,02				1										0,06		0,10	N

Product group: fruits **Food item:** Grape

Total number of samples analysed:	**180**	With residues above MRL (EC+national):	50
Without detectable residues:	40	With residues above EC-MRL:	4
With detectable residues at or below MRL or without MRL:	90	With residues above national MRL:	46

Pesticide (**)	Total number of samples	Number of samples without residues	Reporting level (mg/kg)	Samples with quantifiable residues in classes up to and including (in mg/kg) (*)													Maximum residue level found (mg/kg)	Number of samples with residues exceeding the MRL	MRL (mg/kg)	Source of MRL (***)
				0.01	0.02	0.05	0.1	0.2	0.5	1	2	5	10	20	50	>50				
Azinphos-methyl	181	179	0,02						1	1							0,97		1,00	E
Azoxystrobine	181	171	0,05					3	5	2							0,66		2,00	E
Benalaxyl	181	180	0,05				1										0,07		0,20	E
Bifenthrin	181	178	0,03			1	1	1									0,14	1	0,05	N
Bromopropylate	181	171	0,03				1	3	3	2	1						1,1		2,00	E
Buprofezin	181	180	0,05					1									0,12	1	0,05	N
Butocarboxim	54	53	0,01		1												0,02		0,05	N
Captan	181	156	0,02		1	1	3	4	7	6	2	1					3,2		3,00	E
Carbaryl	181	169	0,01			5	1	2	3			1					2,5		3,00	E
Carbendazim	70	65	0,05				2	2	1								0,31		2,00	E
Chlorpyriphos-ethyl	181	170	0,03			1	3	5		1	1						1,2	1	0,50	E
Chlorpyriphos-methyl	181	173	0,03			4	2	1	1								0,22		0,20	E
Cyfluthrin	181	180	0,02					1									0,11		0,30	E
Cypermethrin	181	177	0,03				1	2	1								0,43		0,50	E
Cyprodinil	181	144	0,02			5	4	7	17	3	1						1,5			W
Deltamethrin	181	179	0,02		1	1											0,03		0,10	E
Dichlofluanid	181	178	0,02				1		2								0,42		10,00	E
Dichloran	181	180	0,01			1											0,04		10,00	N
Dicofol	181	175	0,02			1	1	3	1								0,33		2,00	E
Dimethoate	181	168	0,03			3	5	4	1								0,26		1,00	E
Diniconazole	181	180	0,05				1										0,06		0,05	N
Dithiocarbamates (as CS2)	6	5	0,05							1							0,71		3,00	E
Dodemorph	181	180	0,05					1									0,19	1	0,05	N
Etofenprox	70	68	0,01				1		1								0,47	2	0,01	N
Fenazaquin	181	179	0,05				2										0,1			N
Fenhexamid	181	174	0,05						3	3	1						1,1			W
Fenitrothion	181	177	0,02					1	2	1							0,65	1	0,50	E
Fenpropathrin	181	179	0,03				1		1								0,34	2	0,05	N
Fenvalerate	181	180	0,05				1										0,1		1,00	E
Flucythrinate	181	179	0,02				1	1									0,12	2	0,02	N
Fludioxonil	181	157	0,03			4	5	11	3		1						2	19	0,05	N
Flufenoxuron	181	178	0,02				1		2								0,3			N
Flusilazole	181	178	0,03			3											0,05		0,05	N
Fluvalinate	181	180	0,03					1									0,11	1	0,05	N
Folpet	181	174	0,02		1	3		1	1		1						1,1		3,00	E
Furmecyclox	181	180	0,05			1											0,03			N
Imidacloprid	6	6	0,01																	W
Iprodione	181	148	0,02			2	6	9	9	5	1	1					2,2		10,00	E
Lambda-cyhalothrin	181	180	0,02						1								0,3	1	0,20	E
Malathion	181	180	0,02			1											0,03		0,50	E
Metalaxyl	181	170	0,03			2	6	3									0,15		2,00	E
Methiocarb	181	180	0,01					1									0,15	1	0,05	N
Methomyl	54	52	0,01				1		1								0,26		3,00	E
Monocrotophos	181	180	0,03			1											0,05		0,05	N
Myclobutanil	181	174	0,03			3	4										0,09	3	0,05	N
Omethoate	181	178	0,02		1	1	1										0,06		0,10	E
Oxadixyl	181	178	0,03			1		2									0,12	2	0,05	N
Oxamyl	54	53	0,01	1													0,01		0,02	N
Parathion-ethyl	181	177	0,02			3	1										0,08		0,50	E
Parathion-methyl	181	176	0,02			2	2	1									0,12		0,20	E
Penconazole	181	169	0,02		1	8	3										0,09	11	0,02	N
Pencycuron	181	179	0,03			2											0,04		0,05	N
Phosalone	181	180	0,03							1							0,78		1,00	E
Piperonyl-butoxide	181	180	0,03				1										0,1		3,00	N
Pirimiphos-methyl	181	180	0,03					1									0,18	1	0,05	E
Procymidone	181	159	0,02			1	4	2	9	5	1						1,3		5,00	E
Propargite	181	180	0,05							1							0,51		10,00	N
Pyrazophos	181	180	0,02		1												0,02		0,02	N
Pyrifenox	181	180	0,05					1									0,15	1	0,05	N

Pesticide (**)	Total number of samples	Number of samples without residues	Reporting level (mg/kg)	Samples with quantifiable residues in classes up to and including (in mg/kg) (*)													Maximum residue level found (mg/kg)	Number of samples with residues exceeding the MRL	MRL (mg/kg)	Source of MRL (***)
				0.01	0.02	0.05	0.1	0.2	0.5	1	2	5	10	20	50	>50				
Pyrimethanil	181	162	0,03			2	4	5	5	2	1						1,9	17	0,05	N
Quinalphos	181	180	0,02			1											0,04	1	0,02	N
Quinoxyfen	181	170	0,05			2	5	2	2								0,3			W
Tebuconazole	181	175	0,05				4	2									0,13	4	0,05	N
Tebufenpyrad	181	179	0,03					2									0,17	2	0,05	N
Thiabendazole	181	179	0,05			2											0,03		0,05	E
Tolylfluanid	181	180	0,02			1											0,04		5,00	N
Triadimenol	181	170	0,05			4	3	3	1								0,43		2,00	N
Vinclozolin	181	178	0,03				2		1								0,32		5,00	E

Product group: fruits **Food item:** Strawberry

Total number of samples analysed:	**128**	With residues above MRL (EC+national):	11
Without detectable residues:	21	With residues above EC-MRL:	0
With detectable residues at or below MRL or without MRL:	96	With residues above national MRL:	11

Pesticide (**)	Total number of samples	Number of samples without residues	Reporting level (mg/kg)	Samples with quantifiable residues in classes up to and including (in mg/kg) (*)													Maximum residue level found (mg/kg)	Number of samples with residues exceeding the MRL	MRL (mg/kg)	Source of MRL (***)
				0.01	0.02	0.05	0.1	0.2	0.5	1	2	5	10	20	50	>50				
Bromopropylate	129	128	0,03								1						1,8		2,00	E
Bupirimate	129	110	0,03			3	9	5	1	1							0,76	1	0,50	N
Captan	128	109	0,02			4	6	4	5								0,5		3,00	E
Carbendazim	45	35	0,05			2	2	5	1								0,37		3,00	E
Carbofuran	129	128	0,01			1											0,03		0,20	E
Chlorothalonil	128	123	0,01			1		1	2		1						1,5		3,00	E
Chlorpyriphos-ethyl	129	128	0,03			1											0,03		0,20	E
Cyprodinil	129	124	0,02			4	1										0,08			N
Deltamethrin	128	127	0,02			1											0,04		0,05	E
Dichlofluanid	128	123	0,02		1	1	1	2									0,18		10,00	E
Dicofol	128	126	0,02				1		1								0,35		2,00	E
Dimethoate	129	128	0,03				1										0,09		1,00	E
Endosulfan	128	123	0,01	1		2	2										0,09		1,00	E
Fenhexamid	129	108	0,05			4	6	6	4		1						1,8			W
Fenpropathrin	129	126	0,03			1	1		1								0,25	1	0,05	N
Fludioxonil	129	125	0,03			2	1	1									0,13	2	0,05	N
Flutolanil	129	128	0,02				1										0,1	1	0,02	N
Folpet	128	127	0,02							1							0,56		3,00	E
Heptenophos	129	128	0,02				1										0,1		0,10	N
Imidacloprid	3	3	0,01																	W
Iprodione	129	109	0,02			3	2	4	4	5	2						1,6		10,00	E
Lindane	128	127	0,01		1												0,02		1,00	E
Mepanipyrim	129	127	0,05					1	1								0,4			N
Methiocarb	129	128	0,01						1								0,43	1	0,05	N
Methomyl	43	41	0,01	1		1											0,04		0,05	E
Mevinphos	129	128	0,03					1									0,11		0,10	E
Myclobutanil	129	128	0,03					1									0,12	1	0,05	N
Penconazole	129	116	0,02			6	5		1	1							0,56	2	0,20	N
Pirimicarb	129	114	0,03			2	9	2	2								0,42		0,50	N
Procymidone	129	125	0,02				1	1	2								0,3		5,00	E
Pyrazophos	129	128	0,02			1											0,03		0,10	N
Pyridaben	129	126	0,02				1		2								0,36	3	0,02	N
Pyrimethanil	129	101	0,03		1	5	6	7	7	1	1						2		5,00	N
Tebufenpyrad	129	127	0,03				2										0,1	2	0,05	N
Thiabendazole	129	128	0,05					1									0,16		5,00	E
Tolylfluanid	128	95	0,02			20	8	1	3	1							0,59		10,00	N
Triadimenol	129	128	0,05					1									0,12		0,10	N
Vinclozolin	129	125	0,03			1	1		1	1							0,55		5,00	E

Product group: fruits **Food item:** Blackberry

Total number of samples analysed:	**10**	With residues above MRL (EC+national):	0
Without detectable residues:	5	With residues above EC-MRL:	0
With detectable residues at or below MRL or without MRL:	5	With residues above national MRL:	0

Pesticide (**)	Total number of samples	Number of samples without residues	Reporting level (mg/kg)	Samples with quantifiable residues in classes up to and including (in mg/kg) (*)													Maximum residue level found (mg/kg)	Number of samples with residues exceeding the MRL	MRL (mg/kg)	Source of MRL (***)
				0.01	0.02	0.05	0.1	0.2	0.5	1	2	5	10	20	50	>50				
Fenhexamid	10	7	0,05			1			1	1							0,85			W
Iprodione	10	9	0,02							1							0,62		5,00	E
Tolylfluanid	10	6	0,02			1	1		1		1						1,4		10,00	N

Product group: fruits **Food item:** Raspberry

Total number of samples analysed:	**16**	With residues above MRL (EC+national):	6
Without detectable residues:	6	With residues above EC-MRL:	5
With detectable residues at or below MRL or without MRL:	4	With residues above national MRL:	1

Pesticide (**)	Total number of samples	Number of samples without residues	Reporting level (mg/kg)	Samples with quantifiable residues in classes up to and including (in mg/kg) (*)													Maximum residue level found (mg/kg)	Number of samples with residues exceeding the MRL	MRL (mg/kg)	Source of MRL (***)
				0.01	0.02	0.05	0.1	0.2	0.5	1	2	5	10	20	50	>50				
Bromopropylate	16	15	0,03			1											0,03		0,05	E
Captan	16	15	0,02								1						1,3		3,00	E
Cyprodinil	16	15	0,02						1								0,39			W
Dichlofluanid	16	15	0,02						1								0,36		10,00	E
Dicofol	16	13	0,02				1		1		1						1,7	3	0,02	E
Fenhexamid	16	15	0,05							1							0,8			W
Fludioxonil	16	15	0,03						1								0,43	1	0,05	N
Folpet	16	15	0,02					1									0,17		3,00	E
Iprodione	16	12	0,02						1	2		1					2,9		5,00	E
Kresoxim-methyl	16	15	0,05						1								0,24	1	0,05	E
Metalaxyl	16	14	0,03			1	1										0,07		3,00	E
Oxamyl	6	5	0,01		1												0,02		0,02	N
Permethrin	16	15	0,03				1										0,07	1	0,05	E
Pirimicarb	16	15	0,03			1											0,04		0,50	N
Tolylfluanid	16	13	0,02			1	1		1								0,21		10,00	N

Product group: fruits **Food item:** Blue bilberry

Total number of samples analysed:	**10**	With residues above MRL (EC+national):	0
Without detectable residues:	3	With residues above EC-MRL:	0
With detectable residues at or below MRL or without MRL:	7	With residues above national MRL:	0

Pesticide (**)	Total number of samples	Number of samples without residues	Reporting level (mg/kg)	Samples with quantifiable residues in classes up to and including (in mg/kg) (*)													Maximum residue level found (mg/kg)	Number of samples with residues exceeding the MRL	MRL (mg/kg)	Source of MRL (***)
				0.01	0.02	0.05	0.1	0.2	0.5	1	2	5	10	20	50	>50				
Bifenthrin	10	9	0,03			1											0,04		0,05	N
Captan	10	8	0,02			1		1									0,15		3,00	E
Endosulfan	10	9	0,01			1											0,04		0,05	E
Fenhexamid	10	9	0,05									1					3,5			W
Iprodione	10	7	0,02				1				1	1					3,2		10,00	E
Simazine	10	9	0,05			1											0,05		0,10	N
Tolylfluanid	10	7	0,02			1		1		1							0,64		10,00	N
Vinclozolin	10	9	0,03			1											0,03		0,05	E

Product group: fruits **Food item:** Currant (red, white, black)

Total number of samples analysed:	**20**	With residues above MRL (EC+national):	1
Without detectable residues:	4	With residues above EC-MRL:	0
With detectable residues at or below MRL or without MRL:	15	With residues above national MRL:	1

Pesticide (**)	Total number of samples	Number of samples without residues	Reporting level (mg/kg)	Samples with quantifiable residues in classes up to and including (in mg/kg) (*)													Maximum residue level found (mg/kg)	Number of samples with residues exceeding the MRL	MRL (mg/kg)	Source of MRL (***)
				0.01	0.02	0.05	0.1	0.2	0.5	1	2	5	10	20	50	>50				
Captan	20	15	0,02			1			1	2	1						1,8		3,00	E
Cyprodinil	20	19	0,02			1											0,03			W
Deltamethrin	20	19	0,02					1									0,11		0,20	E
Fenhexamid	20	10	0,05				1		4	4	1						1,7			W
Iprodione	20	15	0,02						1	1	1	2					4,8		10,00	E
Pirimicarb	20	17	0,03			2	1										0,07	1	0,05	N
Quinoxyfen	20	19	0,05						1								0,4			W
Tolylfluanid	20	6	0,02			2	2	2	2	4	2						1,1		10,00	N

Product group: fruits **Food item:** Gooseberry

Total number of samples analysed:	**2**	With residues above MRL (EC+national):	2
Without detectable residues:	0	With residues above EC-MRL:	2
With detectable residues at or below MRL or without MRL:	0	With residues above national MRL:	0

Pesticide (**)	Total number of samples	Number of samples without residues	Reporting level (mg/kg)	Samples with quantifiable residues in classes up to and including (in mg/kg) (*)													Maximum residue level found (mg/kg)	Number of samples with residues exceeding the MRL	MRL (mg/kg)	Source of MRL (***)
				0.01	0.02	0.05	0.1	0.2	0.5	1	2	5	10	20	50	>50				
Captan	2	1	0,02							1							0,9		3,00	E
Fenarimol	2	1	0,02						1								0,45		1,00	E
Kresoxim-methyl	2	0	0,05				1	1									0,12	2	0,05	E
Penconazole	2	1	0,02					1									0,14	1	0,02	N
Quinoxyfen	2	1	0,05					1									0,15			W
Tolylfluanid	2	1	0,02						1								0,26		10,00	N
Triadimenol	2	1	0,05					1									0,11		0,10	N

Product group: fruits **Food item:** Avocado

Total number of samples analysed:	**16**	With residues above MRL (EC+national):	0
Without detectable residues:	15	With residues above EC-MRL:	0
With detectable residues at or below MRL or without MRL:	1	With residues above national MRL:	0

Pesticide (**)	Total number of samples	Number of samples without residues	Reporting level (mg/kg)	Samples with quantifiable residues in classes up to and including (in mg/kg) (*)													Maximum residue level found (mg/kg)	Number of samples with residues exceeding the MRL	MRL (mg/kg)	Source of MRL (***)
				0.01	0.02	0.05	0.1	0.2	0.5	1	2	5	10	20	50	>50				
Prochloraz	16	15	0,05					1									0,14		5,00	N

Product group: fruits **Food item:** Banana

Total number of samples analysed:	**54**	With residues above MRL (EC+national):	1
Without detectable residues:	15	With residues above EC-MRL:	0
With detectable residues at or below MRL or without MRL:	38	With residues above national MRL:	1

Pesticide (**)	Total number of samples	Number of samples without residues	Reporting level (mg/kg)	Samples with quantifiable residues in classes up to and including (in mg/kg) (*)													Maximum residue level found (mg/kg)	Number of samples with residues exceeding the MRL	MRL (mg/kg)	Source of MRL (***)
				0.01	0.02	0.05	0.1	0.2	0.5	1	2	5	10	20	50	>50				
Bitertanol	54	53	0,05							1							1	1	0,05	N
Imazalil	54	27	0,05			2	6	7	7	5							0,97		2,00	E
Thiabendazole	54	23	0,05		1		4	8	11	4	3						1,4		5,00	E

Product group: fruits **Food item:** Fig

Total number of samples analysed:	5	With residues above MRL (EC+national):	0
Without detectable residues:	4	With residues above EC-MRL:	0
With detectable residues at or below MRL or without MRL:	1	With residues above national MRL:	0

Pesticide (**)	Total number of samples	Number of samples without residues	Reporting level (mg/kg)	Samples with quantifiable residues in classes up to and including (in mg/kg) (*)													Maximum residue level found (mg/kg)	Number of samples with residues exceeding the MRL	MRL (mg/kg)	Source of MRL (***)
				0.01	0.02	0.05	0.1	0.2	0.5	1	2	5	10	20	50	>50				
Captan	5	4	0,02		1												0,02		0,10	E

Product group: fruits **Food item:** Kiwi fruit

Total number of samples analysed:	30	With residues above MRL (EC+national):	1
Without detectable residues:	24	With residues above EC-MRL:	0
With detectable residues at or below MRL or without MRL:	5	With residues above national MRL:	1

Pesticide (**)	Total number of samples	Number of samples without residues	Reporting level (mg/kg)	Samples with quantifiable residues in classes up to and including (in mg/kg) (*)													Maximum residue level found (mg/kg)	Number of samples with residues exceeding the MRL	MRL (mg/kg)	Source of MRL (***)
				0.01	0.02	0.05	0.1	0.2	0.5	1	2	5	10	20	50	>50				
Diazinon	30	29	0,02			1											0,05		0,50	E
Pirimiphos-methyl	30	29	0,03			1											0,03		2,00	E
Quinalphos	30	29	0,02			1											0,03	1	0,02	N
Vinclozolin	30	26	0,03									3	1				7,3		10,00	E

Product group: fruits **Food item:** Cumquat

Total number of samples analysed:	4	With residues above MRL (EC+national):	3
Without detectable residues:	0	With residues above EC-MRL:	3
With detectable residues at or below MRL or without MRL:	1	With residues above national MRL:	0

Pesticide (**)	Total number of samples	Number of samples without residues	Reporting level (mg/kg)	Samples with quantifiable residues in classes up to and including (in mg/kg) (*)													Maximum residue level found (mg/kg)	Number of samples with residues exceeding the MRL	MRL (mg/kg)	Source of MRL (***)
				0.01	0.02	0.05	0.1	0.2	0.5	1	2	5	10	20	50	>50				
Imazalil	4	2	0,05							1		1					4,6	2	0,02	E
Imidacloprid	1	1	0,01																	W
Malathion	4	3	0,02					1									0,2		0,50	E
Methidathion	4	3	0,02								1						1,5	1	0,02	E

Product group: fruits **Food item:** Lychee

Total number of samples analysed:	2	With residues above MRL (EC+national):	1
Without detectable residues:	1	With residues above EC-MRL:	1
With detectable residues at or below MRL or without MRL:	0	With residues above national MRL:	0

Pesticide (**)	Total number of samples	Number of samples without residues	Reporting level (mg/kg)	Samples with quantifiable residues in classes up to and including (in mg/kg) (*)													Maximum residue level found (mg/kg)	Number of samples with residues exceeding the MRL	MRL (mg/kg)	Source of MRL (***)
				0.01	0.02	0.05	0.1	0.2	0.5	1	2	5	10	20	50	>50				
Cypermethrin	2	1	0,03					1									0,15	1	0,05	E
Monocrotophos	2	1	0,03							1							0,6	1	0,05	N

Product group: fruits **Food item:** Mango

Total number of samples analysed:	**19**	With residues above MRL (EC+national):	5
Without detectable residues:	4	With residues above EC-MRL:	4
With detectable residues at or below MRL or without MRL:	10	With residues above national MRL:	1

Pesticide (**)	Total number of samples	Number of samples without residues	Reporting level (mg/kg)	Samples with quantifiable residues in classes up to and including (in mg/kg) (*)													Maximum residue level found (mg/kg)	Number of samples with residues exceeding the MRL	MRL (mg/kg)	Source of MRL (***)
				0.01	0.02	0.05	0.1	0.2	0.5	1	2	5	10	20	50	>50				
Azoxystrobine	19	17	0,05							1	1						1,6	2	0,05	E
Carbendazim	14	11	0,05			3											0,04		0,10	E
Imazalil	19	18	0,05					1									0,15	1	0,02	E
Prochloraz	19	14	0,05						1	1	2	1					4,2		5,00	N
Tebuconazole	19	18	0,05					1									0,17	1	0,05	N
Thiabendazole	19	13	0,05				3				3						1,4	1	5,00	E

Product group: fruits **Food item:** Passion fruit

Total number of samples analysed:	**4**	With residues above MRL (EC+national):	2
Without detectable residues:	1	With residues above EC-MRL:	2
With detectable residues at or below MRL or without MRL:	1	With residues above national MRL:	0

Pesticide (**)	Total number of samples	Number of samples without residues	Reporting level (mg/kg)	Samples with quantifiable residues in classes up to and including (in mg/kg) (*)													Maximum residue level found (mg/kg)	Number of samples with residues exceeding the MRL	MRL (mg/kg)	Source of MRL (***)
				0.01	0.02	0.05	0.1	0.2	0.5	1	2	5	10	20	50	>50				
Butocarboxim	2	1	0,01	1													0,01		0,05	N
Carbendazim	2	1	0,05				1										0,06		0,10	E
Chlorothalonil	4	3	0,01				1										0,07	1	0,01	E
Monocrotophos	4	3	0,03			1											0,04		0,05	N
Thiabendazole	4	3	0,05					1									0,14	1	0,05	E

Product group: fruits **Food item:** Pineapple

Total number of samples analysed:	**22**	With residues above MRL (EC+national):	9
Without detectable residues:	11	With residues above EC-MRL:	3
With detectable residues at or below MRL or without MRL:	2	With residues above national MRL:	6

Pesticide (**)	Total number of samples	Number of samples without residues	Reporting level (mg/kg)	Samples with quantifiable residues in classes up to and including (in mg/kg) (*)													Maximum residue level found (mg/kg)	Number of samples with residues exceeding the MRL	MRL (mg/kg)	Source of MRL (***)
				0.01	0.02	0.05	0.1	0.2	0.5	1	2	5	10	20	50	>50				
Diazinon	22	20	0,02			2											0,03	2	0,02	E
Folpet	22	20	0,02			1	1										0,07		0,10	E
Imazalil	22	21	0,05				1										0,06	1	0,02	E
Oxamyl	6	5	0,01		1												0,02		0,02	N
Phenylphenol(ortho-)	22	21	0,03			1											0,04		10,00	N
Piperonyl-butoxide	22	18	0,03						1	3							0,85		3,00	N
Thiabendazole	22	21	0,05			1											0,05		0,05	E
Triadimefon	22	13	0,03			3	1	1	2	2							0,89	6	0,05	N
Triadimenol	22	15	0,05			1	1	2	3								0,47	5	0,10	N

Product group: fruits **Food item:** Other fruits and fruit products

Total number of samples analysed:	**42**	With residues above MRL (EC+national):	13
Without detectable residues:	24	With residues above EC-MRL:	13
With detectable residues at or below MRL or without MRL:	5	With residues above national MRL:	0

Pesticide (**)	Total number of samples	Number of samples without residues	Reporting level (mg/kg)	Samples with quantifiable residues in classes up to and including (in mg/kg) (*)													Maximum residue level found (mg/kg)	Number of samples with residues exceeding the MRL	MRL (mg/kg)	Source of MRL (***)
				0.01	0.02	0.05	0.1	0.2	0.5	1	2	5	10	20	50	>50				
Carbaryl	42	40	0,01						2								0,26		1,00	E
Carbendazim	34	28	0,05				2	2	2								0,25	4	0,10	E
Chlorothalonil	42	41	0,01		1												0,02	1	0,01	E

Pesticide (**)	Total number of samples	Number of samples without residues	Reporting level (mg/kg)	Samples with quantifiable residues in classes up to and including (in mg/kg) (*)													Maximum residue level found (mg/kg)	Number of samples with residues exceeding the MRL	MRL (mg/kg)	Source of MRL (***)
				0.01	0.02	0.05	0.1	0.2	0.5	1	2	5	10	20	50	>50				
Dichlofluanid	42	40	0,02			1	1										0,06		5,00	E
Dicofol	42	41	0,02			1											0,05	1	0,02	E
Dimethoate	42	41	0,03				1										0,1	1	0,05	E
Dithiocarbamates (as CS2)	1	1	0,05																0,05	E
Endosulfan	42	41	0,01							1							0,57	1	0,05	E
Folpet	42	41	0,02						1								0,41	1	0,10	E
Lambda-cyhalothrin	42	41	0,02			1											0,05	1	0,02	E
Phenylphenol(ortho-)	42	41	0,03						1								0,49			N
Prochloraz	42	40	0,05						2								0,47		5,00	N
Procymidone	42	41	0,02			1											0,05			E
Thiabendazole	42	36	0,05				1	1	3			1					2,5	5	10,00	E

Product group: vegetables **Food item:** Beetroot

Total number of samples analysed:	**6**	With residues above MRL (EC+national):	0
Without detectable residues:	6	With residues above EC-MRL:	0
With detectable residues at or below MRL or without MRL:	0	With residues above national MRL:	0

Product group: vegetables **Food item:** Carrot

Total number of samples analysed:	**64**	With residues above MRL (EC+national):	2
Without detectable residues:	28	With residues above EC-MRL:	1
With detectable residues at or below MRL or without MRL:	34	With residues above national MRL:	1

Pesticide (**)	Total number of samples	Number of samples without residues	Reporting level (mg/kg)	Samples with quantifiable residues in classes up to and including (in mg/kg) (*)													Maximum residue level found (mg/kg)	Number of samples with residues exceeding the MRL	MRL (mg/kg)	Source of MRL (***)
				0.01	0.02	0.05	0.1	0.2	0.5	1	2	5	10	20	50	>50				
Chlorfenvinphos	64	44	0,03			8	6	2	3	1							0,53		0,50	E
Chlorothalonil	64	63	0,01			1											0,05		1,00	E
Dithiocarbamates (as CS2)	2	2	0,05																2,00	E
Endosulfan	64	62	0,01			2											0,04		0,20	E
Flusilazole	64	63	0,03				1										0,06		0,05	N
Iprodione	64	54	0,02			4	5	1									0,11		0,30	E
Lindane	64	63	0,01		1												0,02		0,10	E
Metalaxyl	64	63	0,03			1											0,03		0,10	E
Pyrimethanil	64	63	0,03					1									0,12	1	0,05	N
Tefluthrin	64	63	0,05			1											0,03			N
Thiabendazole	64	63	0,05				1										0,1	1	0,05	E
Tolylfluanid	64	61	0,02			2	1										0,09		0,10	N
Triadimenol	64	63	0,05					1									0,11		0,10	N
Vinclozolin	64	61	0,03			1	1	1									0,19		0,50	E

Product group: vegetables **Food item:** Celeriac

Total number of samples analysed:	**7**	With residues above MRL (EC+national):	1
Without detectable residues:	6	With residues above EC-MRL:	1
With detectable residues at or below MRL or without MRL:	0	With residues above national MRL:	0

Pesticide (**)	Total number of samples	Number of samples without residues	Reporting level (mg/kg)	Samples with quantifiable residues in classes up to and including (in mg/kg) (*)													Maximum residue level found (mg/kg)	Number of samples with residues exceeding the MRL	MRL (mg/kg)	Source of MRL (***)
				0.01	0.02	0.05	0.1	0.2	0.5	1	2	5	10	20	50	>50				
Iprodione	8	7	0,02					1									0,2	1	0,02	E
Vinclozolin	8	7	0,03			1											0,05		0,05	E

Product group: vegetables **Food item:** Radish

Total number of samples analysed:	17	With residues above MRL (EC+national):	1
Without detectable residues:	12	With residues above EC-MRL:	1
With detectable residues at or below MRL or without MRL:	4	With residues above national MRL:	0

Pesticide (**)	Total number of samples	Number of samples without residues	Reporting level (mg/kg)	Samples with quantifiable residues in classes up to and including (in mg/kg) (*)													Maximum residue level found (mg/kg)	Number of samples with residues exceeding the MRL	MRL (mg/kg)	Source of MRL (***)
				0.01	0.02	0.05	0.1	0.2	0.5	1	2	5	10	20	50	>50				
Dithiocarbamates (as CS2)	4	2	0,05				1	1									0,2		2,00	E
Iprodione	17	15	0,02				2										0,1		0,30	E
Metalaxyl	17	16	0,03							1							0,66	1	0,05	E
Tolclofos-methyl	17	16	0,03			1											0,05		0,10	N

Product group: vegetables **Food item:** Scorzonera or black salsify

Total number of samples analysed:	1	With residues above MRL (EC+national):	0
Without detectable residues:	1	With residues above EC-MRL:	0
With detectable residues at or below MRL or without MRL:	0	With residues above national MRL:	0

Product group: vegetables **Food item:** Other roots and tubers

Total number of samples analysed:	5	With residues above MRL (EC+national):	0
Without detectable residues:	5	With residues above EC-MRL:	0
With detectable residues at or below MRL or without MRL:	0	With residues above national MRL:	0

Product group: vegetables **Food item:** Garlic

Total number of samples analysed:	7	With residues above MRL (EC+national):	0
Without detectable residues:	7	With residues above EC-MRL:	0
With detectable residues at or below MRL or without MRL:	0	With residues above national MRL:	0

Product group: vegetables **Food item:** Onion

Total number of samples analysed:	24	With residues above MRL (EC+national):	1
Without detectable residues:	20	With residues above EC-MRL:	1
With detectable residues at or below MRL or without MRL:	3	With residues above national MRL:	0

Pesticide (**)	Total number of samples	Number of samples without residues	Reporting level (mg/kg)	Samples with quantifiable residues in classes up to and including (in mg/kg) (*)													Maximum residue level found (mg/kg)	Number of samples with residues exceeding the MRL	MRL (mg/kg)	Source of MRL (***)
				0.01	0.02	0.05	0.1	0.2	0.5	1	2	5	10	20	50	>50				
Folpet	24	23	0,02								1						1,3	1	0,10	E
Iprodione	24	23	0,02						1								0,27		5,00	E
Procymidone	24	22	0,02				1	1									0,12		0,20	E

Product group: vegetables **Food item:** Shallot

Total number of samples analysed:	3	With residues above MRL (EC+national):	0
Without detectable residues:	2	With residues above EC-MRL:	0
With detectable residues at or below MRL or without MRL:	1	With residues above national MRL:	0

Pesticide (**)	Total number of samples	Number of samples without residues	Reporting level (mg/kg)	Samples with quantifiable residues in classes up to and including (in mg/kg) (*)													Maximum residue level found (mg/kg)	Number of samples with residues exceeding the MRL	MRL (mg/kg)	Source of MRL (***)
				0.01	0.02	0.05	0.1	0.2	0.5	1	2	5	10	20	50	>50				
Procymidone	3	2	0,02			1											0,05		0,20	E

Product group: vegetables **Food item:** Onion (small)

Total number of samples analysed:	5	With residues above MRL (EC+national):	0
Without detectable residues:	4	With residues above EC-MRL:	0
With detectable residues at or below MRL or without MRL:	1	With residues above national MRL:	0

Pesticide (**)	Total number of samples	Number of samples without residues	Reporting level (mg/kg)	Samples with quantifiable residues in classes up to and including (in mg/kg) (*)													Maximum residue level found (mg/kg)	Number of samples with residues exceeding the MRL	MRL (mg/kg)	Source of MRL (***)
				0.01	0.02	0.05	0.1	0.2	0.5	1	2	5	10	20	50	>50				
Metalaxyl	5	4	0,03				1										0,06		0,05	E

Product group: vegetables **Food item:** Tomato

Total number of samples analysed:	109	With residues above MRL (EC+national):	7
Without detectable residues:	69	With residues above EC-MRL:	0
With detectable residues at or below MRL or without MRL:	33	With residues above national MRL:	7

Pesticide (**)	Total number of samples	Number of samples without residues	Reporting level (mg/kg)	Samples with quantifiable residues in classes up to and including (in mg/kg) (*)													Maximum residue level found (mg/kg)	Number of samples with residues exceeding the MRL	MRL (mg/kg)	Source of MRL (***)
				0.01	0.02	0.05	0.1	0.2	0.5	1	2	5	10	20	50	>50				
Acrinathrin	109	107	0,03			2											0,03		0,05	N
Bifenthrin	109	108	0,03			1											0,03		0,05	N
Bitertanol	109	108	0,05						1								0,23		1,00	N
Bromopropylate	109	108	0,03			1											0,04		1,00	E
Buprofezin	109	107	0,05			1	1										0,08		0,20	N
Carbendazim	61	60	0,05				1										0,06		0,50	E
Chlorothalonil	109	102	0,01		1			3	2	1							0,55		2,00	E
Cyhalothrin	109	108	0,03				1										0,09	1	0,05	N
Cyprodinil	109	106	0,02				2	1									0,15			W
Dichlofluanid	109	108	0,02			1											0,04		5,00	E
Dichloran	109	108	0,01			1											0,03		0,50	N
Difenoconazole	109	108	0,05						1								0,25	1	0,05	N
Dithiocarbamates (as CS2)	5	5	0,05																3,00	E
Endosulfan	109	102	0,01		1	2	2	2									0,19		1,00	E
Fenpropathrin	109	108	0,03				1										0,09		1,00	N
Fludioxonil	109	106	0,03			3											0,05		0,05	N
Flufenoxuron	109	108	0,02				1										0,1			N
Flutolanil	109	108	0,02			1											0,03	1	0,02	N
Folpet	109	108	0,02						1								0,21		3,00	E
Imidacloprid	3	3	0,01																0,50	N
Iprodione	109	107	0,02				1	1									0,16		5,00	E
Metalaxyl	109	108	0,03			1											0,03		0,05	E
Oxadixyl	109	106	0,03			2	1										0,1	1	0,05	N
Pencycuron	109	108	0,03			1											0,03		0,05	N
Permethrin	109	107	0,03				1	1									0,11		0,50	E
Phenylphenol(ortho-)	109	108	0,03				1										0,07		10,00	N
Pirimicarb	109	108	0,03			1											0,04		1,00	N
Procymidone	109	101	0,02			2	3	3									0,17		2,00	E
Pyrimethanil	109	104	0,03			4		1									0,15		1,00	N
Pyriproxifen	109	105	0,02			2	1		1								0,27	1	0,10	N
Thiabendazole	109	108	0,05				1										0,06		2,00	E
Tolylfluanid	109	107	0,02			1	1										0,07		5,00	N
Triadimenol	109	103	0,05			1	3	1	1								0,23	2	0,10	N
Trifloxystrobine	109	108	0,05						1								0,5			W

Product group: vegetables **Food item:** Sweet pepper

Total number of samples analysed:	54	With residues above MRL (EC+national):	3
Without detectable residues:	30	With residues above EC-MRL:	2
With detectable residues at or below MRL or without MRL:	21	With residues above national MRL:	1

Pesticide (**)	Total number of samples	Number of samples without residues	Reporting level (mg/kg)	Samples with quantifiable residues in classes up to and including (in mg/kg) (*)													Maximum residue level found (mg/kg)	Number of samples with residues exceeding the MRL	MRL (mg/kg)	Source of MRL (***)
				0.01	0.02	0.05	0.1	0.2	0.5	1	2	5	10	20	50	>50				
Acrinathrin	56	55	0,03			1											0,04		0,05	N
Bifenthrin	56	54	0,03			1	1										0,07	1	0,05	N
Bromopropylate	56	55	0,03				1										0,07		1,00	E
Chlorothalonil	56	55	0,01			1											0,04		2,00	E
Chlorpyriphos-ethyl	56	55	0,03					1									0,16		0,50	E

Pesticide (**)	Total number of samples	Number of samples without residues	Reporting level (mg/kg)	Samples with quantifiable residues in classes up to and including (in mg/kg) (*)													Maximum residue level found (mg/kg)	Number of samples with residues exceeding the MRL	MRL (mg/kg)	Source of MRL (***)
				0.01	0.02	0.05	0.1	0.2	0.5	1	2	5	10	20	50	>50				
Cypermethrin	56	54	0,03			1		1									0,2		0,50	E
Cyprodinil	56	55	0,02			1											0,04			W
Dithiocarbamates (as CS2)	4	3	0,05				1										0,1		2,00	E
Endosulfan	56	50	0,01		3		1	2									0,11		1,00	E
Fenpropathrin	56	54	0,03				1	1									0,19		1,00	N
Fludioxonil	56	53	0,03			3											0,05		0,05	N
Imidacloprid	5	0	0,01		2		2	1									0,19		0,50	N
Iprodione	56	55	0,02				1										0,09		5,00	E
Methamidophos	56	54	0,01						2								0,29	2	0,01	E
Methomyl	28	26	0,01	1		1											0,04		0,05	E
Pirimicarb	56	53	0,03			2	1										0,06		1,00	N
Pirimiphos-methyl	56	52	0,03			2	1	1									0,11		1,00	E
Procymidone	56	50	0,02			3	1	1	1								0,46		2,00	E
Pyridaben	56	52	0,02			3	1										0,06		0,10	N
Pyriproxifen	56	55	0,02			1											0,05		0,10	N
Tebuconazole	56	52	0,05			4											0,05		0,05	N
Teflubenzuron	56	55	0,05					1									0,2		0,50	N

Product group: vegetables **Food item:** Aubergine/egg plant

Total number of samples analysed:	**21**	With residues above MRL (EC+national):	2
Without detectable residues:	17	With residues above EC-MRL:	0
With detectable residues at or below MRL or without MRL:	2	With residues above national MRL:	2

Pesticide (**)	Total number of samples	Number of samples without residues	Reporting level (mg/kg)	Samples with quantifiable residues in classes up to and including (in mg/kg) (*)													Maximum residue level found (mg/kg)	Number of samples with residues exceeding the MRL	MRL (mg/kg)	Source of MRL (***)
				0.01	0.02	0.05	0.1	0.2	0.5	1	2	5	10	20	50	>50				
Butocarboxim	10	9	0,01				1										0,07	1	0,05	N
Carbendazim	6	5	0,05					1									0,12		0,50	E
Chlorothalonil	21	20	0,01	1													0,01		2,00	E
Dichlofluanid	21	20	0,02			1											0,04		5,00	E
Diethofencarb	21	20	0,03				1										0,07	1	0,05	N
Dithiocarbamates (as CS2)	3	3	0,05																2,00	E
Oxamyl	10	9	0,01		1												0,02		2,00	N
Procymidone	21	20	0,02				1										0,09		2,00	E
Pyridaben	21	20	0,02				1										0,06		0,10	N

Product group: vegetables **Food item:** Pepper

Total number of samples analysed:	**53**	With residues above MRL (EC+national):	20
Without detectable residues:	20	With residues above EC-MRL:	16
With detectable residues at or below MRL or without MRL:	13	With residues above national MRL:	4

Pesticide (**)	Total number of samples	Number of samples without residues	Reporting level (mg/kg)	Samples with quantifiable residues in classes up to and including (in mg/kg) (*)													Maximum residue level found (mg/kg)	Number of samples with residues exceeding the MRL	MRL (mg/kg)	Source of MRL (***)
				0.01	0.02	0.05	0.1	0.2	0.5	1	2	5	10	20	50	>50				
Acephate	53	52	0,02			1											0,05	1	0,02	E
Bifenthrin	53	52	0,03			1											0,04		0,05	N
Buprofezin	53	52	0,05				1										0,1		0,20	N
Carbendazim	26	24	0,05						2								0,32	2	0,10	E
Chlorothalonil	53	52	0,01								1						2		2,00	E
Chlorpyriphos-ethyl	53	50	0,03				1			1	1						1,4	2	0,50	E
Cypermethrin	53	44	0,03				1	1	2	3	2						1,5	4	0,50	E
Cyprodinil	53	52	0,02				1										0,07			W
Diazinon	53	52	0,02					1									0,13		0,50	E
Dicofol	53	52	0,02				1										0,09	1	0,02	E
Dithiocarbamates (as CS2)	1	1	0,05																2,00	E
Endosulfan	53	38	0,01			5	3	3	3	1							0,66		1,00	E
Ethion	53	49	0,02				1			1			2				5,1	3	0,10	E
Fludioxonil	53	52	0,03					1									0,12	1	0,05	N
Imidacloprid	4	3	0,01			1											0,05		0,50	N
Iprodione	53	51	0,02			1			1								0,35		5,00	E
Malathion	53	52	0,02					1									0,17		3,00	E
Methamidophos	53	44	0,01			2		1	4	1	1						1,1	9	0,01	E
Methomyl	22	18	0,01	3			1										0,09	1	0,05	E
Monocrotophos	53	52	0,03					1									0,16	1	0,02	N
Parathion-ethyl	53	52	0,02			1											0,03		0,50	E

Pesticide (**)	Total number of samples	Number of samples without residues	Reporting level (mg/kg)	Samples with quantifiable residues in classes up to and including (in mg/kg) (*)													Maximum residue level found (mg/kg)	Number of samples with residues exceeding the MRL	MRL (mg/kg)	Source of MRL (***)
				0.01	0.02	0.05	0.1	0.2	0.5	1	2	5	10	20	50	>50				
Pirimiphos-methyl	53	51	0,03						1	1							0,69		1,00	E
Procymidone	53	50	0,02				1	1	1								0,26		2,00	E
Profenofos	53	50	0,02						1	1	1						1,9	3	0,02	N
Prothiofos	53	52	0,02							1							0,57	1	0,02	N
Pyrimethanil	53	52	0,03						1								0,27	1		N
Tetradifon	53	52	0,03					1									0,12		2,00	N
Triadimenol	53	51	0,05						2								0,34	2	0,10	N
Triazophos	53	52	0,02						1								0,31	1	0,02	E

Product group: vegetables **Food item:** Other solanacea

Total number of samples analysed:	**1**	With residues above MRL (EC+national):	1
Without detectable residues:	0	With residues above EC-MRL:	1
With detectable residues at or below MRL or without MRL:	0	With residues above national MRL:	0

Pesticide (**)	Total number of samples	Number of samples without residues	Reporting level (mg/kg)	Samples with quantifiable residues in classes up to and including (in mg/kg) (*)													Maximum residue level found (mg/kg)	Number of samples with residues exceeding the MRL	MRL (mg/kg)	Source of MRL (***)
				0.01	0.02	0.05	0.1	0.2	0.5	1	2	5	10	20	50	>50				
Methamidophos	1	0	0,01				1										0,07	1	0,01	E

Product group: vegetables **Food item:** Cucumber

Total number of samples analysed:	**53**	With residues above MRL (EC+national):	7
Without detectable residues:	30	With residues above EC-MRL:	1
With detectable residues at or below MRL or without MRL:	16	With residues above national MRL:	6

Pesticide (**)	Total number of samples	Number of samples without residues	Reporting level (mg/kg)	Samples with quantifiable residues in classes up to and including (in mg/kg) (*)													Maximum residue level found (mg/kg)	Number of samples with residues exceeding the MRL	MRL (mg/kg)	Source of MRL (***)
				0.01	0.02	0.05	0.1	0.2	0.5	1	2	5	10	20	50	>50				
Bupirimate	53	52	0,03					1									0,13		0,50	N
Carbendazim	33	26	0,05			1	4	2									0,15		1,00	E
Chlorothalonil	53	47	0,01	2		1	2		1								0,39		1,00	E
Cyprodinil	53	47	0,02			4	2										0,07			W
Diethofencarb	53	52	0,03			1											0,03		0,05	N
Dithiocarbamates (as CS2)	1	1	0,05																1,00	E
Endosulfan	53	49	0,01			3			1								0,31		1,00	E
Fludioxonil	53	50	0,03			2	1										0,06		0,05	N
Imidacloprid	8	8	0,01																0,50	N
Metalaxyl	53	50	0,03			2			1								0,21		0,50	E
Methomyl	24	22	0,01			1	1										0,1	1	0,05	E
Oxadixyl	53	46	0,03			2	4	1									0,14	4	0,05	N
Oxamyl	24	22	0,01		1		1										0,06		2,00	N
Procymidone	53	46	0,02			1	4	2									0,19		1,00	E
Pyrimethanil	53	51	0,03			1	1										0,1	1	0,05	N
Thiabendazole	53	52	0,05			1											0,05		0,05	E
Triadimenol	53	52	0,05					1									0,16	1	0,10	N

Product group: vegetables **Food item:** Pumpkin, courgette

Total number of samples analysed:	**17**	With residues above MRL (EC+national):	2
Without detectable residues:	13	With residues above EC-MRL:	2
With detectable residues at or below MRL or without MRL:	2	With residues above national MRL:	0

Pesticide (**)	Total number of samples	Number of samples without residues	Reporting level (mg/kg)	Samples with quantifiable residues in classes up to and including (in mg/kg) (*)													Maximum residue level found (mg/kg)	Number of samples with residues exceeding the MRL	MRL (mg/kg)	Source of MRL (***)
				0.01	0.02	0.05	0.1	0.2	0.5	1	2	5	10	20	50	>50				
Dithiocarbamates (as CS2)	3	3	0,05																2,00	E
Endosulfan	17	13	0,01			2	1	1									0,11	2	1,00	E

Product group: vegetables **Food item:** Melon

Total number of samples analysed:	70	With residues above MRL (EC+national):	5
Without detectable residues:	24	With residues above EC-MRL:	2
With detectable residues at or below MRL or without MRL:	41	With residues above national MRL:	3

Pesticide (**)	Total number of samples	Number of samples without residues	Reporting level (mg/kg)	Samples with quantifiable residues in classes up to and including (in mg/kg) (*)													Maximum residue level found (mg/kg)	Number of samples with residues exceeding the MRL	MRL (mg/kg)	Source of MRL (***)
				0.01	0.02	0.05	0.1	0.2	0.5	1	2	5	10	20	50	>50				
Captan	70	69	0,02				1										0,06		0,10	E
Carbendazim	39	30	0,05				3	3	3								0,38		0,50	E
Chlorothalonil	70	65	0,01			2		2		1							0,64		1,00	E
Cypermethrin	70	69	0,03			1											0,03		0,20	E
Diazinon	70	69	0,02			1											0,03		0,50	E
Dicofol	70	69	0,02				1										0,06		0,50	E
Dithiocarbamates (as CS2)	4	4	0,05																2,00	E
Endosulfan	70	41	0,01	1	2	5	7	13	1								0,21		1,00	E
Flutolanil	70	69	0,02			1											0,04	1	0,02	N
Imazalil	70	67	0,05				1				2						1,4		2,00	E
Imidacloprid	16	15	0,01		1												0,02		0,05	N
Malathion	70	69	0,02				1										0,09		3,00	E
Metalaxyl	70	68	0,03			1	1										0,08		0,20	E
Methamidophos	70	68	0,01					2									0,15	2	0,01	E
Methomyl	40	37	0,01	1	1	1											0,03		0,20	E
Penconazole	70	69	0,02		1												0,02		0,02	N
Pencycuron	70	69	0,03			1											0,03		0,05	N
Phenylphenol(ortho-)	70	69	0,03					1									0,18		10,00	N
Prochloraz	70	68	0,05						1	1							0,7	2	0,05	N
Procymidone	70	67	0,02			1		1	1								0,45		1,00	E
Tolylfluanid	70	69	0,02			1											0,04		5,00	N

Product group: vegetables **Food item:** Watermelon

Total number of samples analysed:	3	With residues above MRL (EC+national):	0
Without detectable residues:	1	With residues above EC-MRL:	0
With detectable residues at or below MRL or without MRL:	2	With residues above national MRL:	0

Pesticide (**)	Total number of samples	Number of samples without residues	Reporting level (mg/kg)	Samples with quantifiable residues in classes up to and including (in mg/kg) (*)													Maximum residue level found (mg/kg)	Number of samples with residues exceeding the MRL	MRL (mg/kg)	Source of MRL (***)
				0.01	0.02	0.05	0.1	0.2	0.5	1	2	5	10	20	50	>50				
Dichlofluanid	3	2	0,02		1												0,02		5,00	E
Imidacloprid	3	3	0,01																	W
Methomyl	3	2	0,01	1													0,01		0,20	E

Product group: vegetables **Food item:** Sweet corn

Total number of samples analysed:	3	With residues above MRL (EC+national):	0
Without detectable residues:	3	With residues above EC-MRL:	0
With detectable residues at or below MRL or without MRL:	0	With residues above national MRL:	0

Product group: vegetables **Food item:** Broccoli

Total number of samples analysed:	21	With residues above MRL (EC+national):	0
Without detectable residues:	20	With residues above EC-MRL:	0
With detectable residues at or below MRL or without MRL:	1	With residues above national MRL:	0

Pesticide (**)	Total number of samples	Number of samples without residues	Reporting level (mg/kg)	Samples with quantifiable residues in classes up to and including (in mg/kg) (*)													Maximum residue level found (mg/kg)	Number of samples with residues exceeding the MRL	MRL (mg/kg)	Source of MRL (***)
				0.01	0.02	0.05	0.1	0.2	0.5	1	2	5	10	20	50	>50				
Dithiocarbamates (as CS2)	1	1	0,05																2,00	E
Folpet	21	20	0,02				1										0,09		0,10	E

Product group: vegetables **Food item:** Cauliflower

Total number of samples analysed:	53	With residues above MRL (EC+national):	0
Without detectable residues:	52	With residues above EC-MRL:	0
With detectable residues at or below MRL or without MRL:	1	With residues above national MRL:	0

Pesticide (**)	Total number of samples	Number of samples without residues	Reporting level (mg/kg)	Samples with quantifiable residues in classes up to and including (in mg/kg) (*)													Maximum residue level found (mg/kg)	Number of samples with residues exceeding the MRL	MRL (mg/kg)	Source of MRL (***)
				0.01	0.02	0.05	0.1	0.2	0.5	1	2	5	10	20	50	>50				
Carbendazim	21	20	0,05			1											0,05		0,10	E

Product group: vegetables **Food item:** Brussels sprouts

Total number of samples analysed:	25	With residues above MRL (EC+national):	0
Without detectable residues:	18	With residues above EC-MRL:	0
With detectable residues at or below MRL or without MRL:	7	With residues above national MRL:	0

Pesticide (**)	Total number of samples	Number of samples without residues	Reporting level (mg/kg)	Samples with quantifiable residues in classes up to and including (in mg/kg) (*)													Maximum residue level found (mg/kg)	Number of samples with residues exceeding the MRL	MRL (mg/kg)	Source of MRL (***)
				0.01	0.02	0.05	0.1	0.2	0.5	1	2	5	10	20	50	>50				
Carbendazim	20	13	0,05				4	2	1								0,4		3,00	E
Chlorothalonil	25	24	0,01			1											0,04		0,50	E

Product group: vegetables **Food item:** Red Cabbage

Total number of samples analysed:	17	With residues above MRL (EC+national):	0
Without detectable residues:	16	With residues above EC-MRL:	0
With detectable residues at or below MRL or without MRL:	1	With residues above national MRL:	0

Pesticide (**)	Total number of samples	Number of samples without residues	Reporting level (mg/kg)	Samples with quantifiable residues in classes up to and including (in mg/kg) (*)													Maximum residue level found (mg/kg)	Number of samples with residues exceeding the MRL	MRL (mg/kg)	Source of MRL (***)
				0.01	0.02	0.05	0.1	0.2	0.5	1	2	5	10	20	50	>50				
Iprodione	17	16	0,02						1								0,43		5,00	E

Product group: vegetables **Food item:** White Cabbage

Total number of samples analysed:	21	With residues above MRL (EC+national):	0
Without detectable residues:	20	With residues above EC-MRL:	0
With detectable residues at or below MRL or without MRL:	1	With residues above national MRL:	0

Pesticide (**)	Total number of samples	Number of samples without residues	Reporting level (mg/kg)	Samples with quantifiable residues in classes up to and including (in mg/kg) (*)													Maximum residue level found (mg/kg)	Number of samples with residues exceeding the MRL	MRL (mg/kg)	Source of MRL (***)
				0.01	0.02	0.05	0.1	0.2	0.5	1	2	5	10	20	50	>50				
Dithiocarbamates (as CS2)	3	2	0,05				1										0,06		2,00	E

Product group: vegetables **Food item:** Other head cabbage

Total number of samples analysed:	7	With residues above MRL (EC+national):	0
Without detectable residues:	6	With residues above EC-MRL:	0
With detectable residues at or below MRL or without MRL:	1	With residues above national MRL:	0

Pesticide (**)	Total number of samples	Number of samples without residues	Reporting level (mg/kg)	Samples with quantifiable residues in classes up to and including (in mg/kg) (*)													Maximum residue level found (mg/kg)	Number of samples with residues exceeding the MRL	MRL (mg/kg)	Source of MRL (***)
				0.01	0.02	0.05	0.1	0.2	0.5	1	2	5	10	20	50	>50				
Captan	7	6	0,02		1												0,02		0,10	E
Carbendazim	7	6	0,05		1												0,02		3,00	E
Dithiocarbamates (as CS2)	1	1	0,05																2,00	E
Folpet	7	6	0,02				1										0,08		0,10	E

Product group: vegetables **Food item:** Chinese Cabbage

Total number of samples analysed:	**24**	With residues above MRL (EC+national):	0
Without detectable residues:	21	With residues above EC-MRL:	0
With detectable residues at or below MRL or without MRL:	3	With residues above national MRL:	0

Pesticide (**)	Total number of samples	Number of samples without residues	Reporting level (mg/kg)	Samples with quantifiable residues in classes up to and including (in mg/kg) (*)													Maximum residue level found (mg/kg)	Number of samples with residues exceeding the MRL	MRL (mg/kg)	Source of MRL (***)
				0.01	0.02	0.05	0.1	0.2	0.5	1	2	5	10	20	50	>50				
Chlorpropham	24	23	0,03			1											0,04		0,05	E
Iprodione	24	21	0,02					2			1						2		5,00	E
Pirimicarb	24	23	0,03			1											0,05		1,00	N
Vinclozolin	24	21	0,03			1		2									0,16		2,00	E

Product group: vegetables **Food item:** Kale

Total number of samples analysed:	**8**	With residues above MRL (EC+national):	0
Without detectable residues:	8	With residues above EC-MRL:	0
With detectable residues at or below MRL or without MRL:	0	With residues above national MRL:	0

Product group: vegetables **Food item:** Other leafy cabbage

Total number of samples analysed:	**24**	With residues above MRL (EC+national):	6
Without detectable residues:	9	With residues above EC-MRL:	5
With detectable residues at or below MRL or without MRL:	9	With residues above national MRL:	1

Pesticide (**)	Total number of samples	Number of samples without residues	Reporting level (mg/kg)	Samples with quantifiable residues in classes up to and including (in mg/kg) (*)													Maximum residue level found (mg/kg)	Number of samples with residues exceeding the MRL	MRL (mg/kg)	Source of MRL (***)
				0.01	0.02	0.05	0.1	0.2	0.5	1	2	5	10	20	50	>50				
Carbendazim	16	15	0,05									1					2,7	1	0,10	E
Chlorpropham	24	23	0,03			1											0,04		0,05	E
Deltamethrin	24	23	0,02			1											0,03		0,50	E
Dimethoate	24	23	0,03							1							0,84		1,00	E
Dithiocarbamates (as CS2)	1	1	0,05																2,00	E
Iprodione	24	11	0,02					3	1	1	2	4	2				6,2	2	5,00	E
Omethoate	24	23	0,02			1											0,03			E
Pirimicarb	24	20	0,03			2			1	1							0,89	2	0,05	N
Vinclozolin	24	21	0,03			1		1			1						1,7	2	0,05	E

Product group: vegetables **Food item:** Lamb's lettuce

Total number of samples analysed:	**9**	With residues above MRL (EC+national):	2
Without detectable residues:	3	With residues above EC-MRL:	1
With detectable residues at or below MRL or without MRL:	4	With residues above national MRL:	1

Pesticide (**)	Total number of samples	Number of samples without residues	Reporting level (mg/kg)	Samples with quantifiable residues in classes up to and including (in mg/kg) (*)													Maximum residue level found (mg/kg)	Number of samples with residues exceeding the MRL	MRL (mg/kg)	Source of MRL (***)
				0.01	0.02	0.05	0.1	0.2	0.5	1	2	5	10	20	50	>50				
Captan	9	6	0,02				2	1									0,13	1	0,10	E
Carbofuran	9	8	0,01				1										0,1		0,10	E
Iprodione	9	4	0,02						1		1	2	1				5,9		10,00	E
Tolclofos-methyl	9	7	0,03			1		1									0,17	1	0,05	N

Product group: vegetables **Food item:** Lettuce

Total number of samples analysed:	**103**	With residues above MRL (EC+national):	6
Without detectable residues:	19	With residues above EC-MRL:	2
With detectable residues at or below MRL or without MRL:	78	With residues above national MRL:	4

Pesticide (**)	Total number of samples	Number of samples without residues	Reporting level (mg/kg)	Samples with quantifiable residues in classes up to and including (in mg/kg) (*)													Maximum residue level found (mg/kg)	Number of samples with residues exceeding the MRL	MRL (mg/kg)	Source of MRL (***)
				0.01	0.02	0.05	0.1	0.2	0.5	1	2	5	10	20	50	>50				
Carbendazim	59	56	0,05				2		1								0,21		5,00	E
Chlorpropham	103	102	0,03				1										0,07	1	0,05	E
Cypermethrin	103	102	0,03				1										0,06		2,00	E
Cyprodinil	103	102	0,02						1								0,38			W
Deltamethrin	103	96	0,02			1	1	3	2								0,32		0,50	E
Dimethoate	103	98	0,03				2	2	1								0,46		1,00	E
Dithiocarbamates (as CS2)	12	9	0,05				1		1	1							0,6		5,00	E
Endosulfan	103	102	0,01			1											0,03		1,00	E
Fludioxonil	103	102	0,03							1							0,87	1	0,05	N
Iprodione	103	63	0,02			3	1	3	3	9	9	7	3	2			16	1	10,00	E
Metalaxyl	103	95	0,03			6	1		1								0,26		1,00	E
Mevinphos	103	101	0,03			2											0,05		0,50	E
Omethoate	103	102	0,02		1												0,02		0,20	E
Oxadixyl	103	102	0,03						1								0,35	1	0,05	N
Oxamyl	50	49	0,01				1										0,09		0,50	N
Parathion-ethyl	103	99	0,02			1	2	1									0,13		0,50	E
Piperonyl-butoxide	103	98	0,03			1			2		2						1,6		3,00	N
Pirimicarb	103	89	0,03			1	3	3	4	1	1	1					3,3	2	1,00	N
Procymidone	103	100	0,02				1	1	1								0,23		5,00	E
Pyrifenox	103	102	0,05			1											0,05		0,05	N
Tolclofos-methyl	103	63	0,03			8	11	9	9	3							0,77		1,00	N
Tolylfluanid	103	94	0,02		1	2	1	2	2	1							1		1,00	N
Triadimefon	103	99	0,03			4											0,05		0,05	N
Vinclozolin	103	70	0,03			3	4	5	7	8	6						1,9		5,00	E

Product group: vegetables **Food item:** Iceberg lettuce

Total number of samples analysed:	**31**	With residues above MRL (EC+national):	1
Without detectable residues:	18	With residues above EC-MRL:	0
With detectable residues at or below MRL or without MRL:	12	With residues above national MRL:	1

Pesticide (**)	Total number of samples	Number of samples without residues	Reporting level (mg/kg)	Samples with quantifiable residues in classes up to and including (in mg/kg) (*)													Maximum residue level found (mg/kg)	Number of samples with residues exceeding the MRL	MRL (mg/kg)	Source of MRL (***)
				0.01	0.02	0.05	0.1	0.2	0.5	1	2	5	10	20	50	>50				
Carbendazim	16	15	0,05				1										0,08		5,00	E
Cyprodinil	31	30	0,02		1												0,02			W
Dimethoate	31	30	0,03				1										0,06		1,00	E
Dithiocarbamates (as CS2)	3	3	0,05																5,00	E
Metalaxyl	31	26	0,03			4	1										0,1		1,00	E
Myclobutanil	31	30	0,03				1										0,07	1	0,05	N
Pencycuron	31	30	0,03			1											0,03		0,05	N
Procymidone	31	26	0,02			1	2	2									0,14		5,00	E
Propoxur	31	30	0,01					1									0,2		3,00	E
Triadimefon	31	30	0,03			1											0,05		0,05	N

Product group: vegetables **Food item:** Endive

Total number of samples analysed:	**74**	With residues above MRL (EC+national):	7
Without detectable residues:	36	With residues above EC-MRL:	3
With detectable residues at or below MRL or without MRL:	31	With residues above national MRL:	4

Pesticide (**)	Total number of samples	Number of samples without residues	Reporting level (mg/kg)	Samples with quantifiable residues in classes up to and including (in mg/kg) (*)													Maximum residue level found (mg/kg)	Number of samples with residues exceeding the MRL	MRL (mg/kg)	Source of MRL (***)
				0.01	0.02	0.05	0.1	0.2	0.5	1	2	5	10	20	50	>50				
Acephate	74	73	0,02			1											0,03	1	0,02	E
Captan	74	70	0,02				2	1					1				8,8	1	2,00	E
Chlorothalonil	74	73	0,01			1											0,03	1	0,01	E
Chlorpropham	74	73	0,03			1											0,03		0,05	E
Deltamethrin	74	72	0,02		1		1										0,06		0,50	E
Dimethoate	74	73	0,03						1								0,21		1,00	E
Dithiocarbamates (as CS2)	1	1	0,05																5,00	E

Pesticide (**)	Total number of samples	Number of samples without residues	Reporting level (mg/kg)	Samples with quantifiable residues in classes up to and including (in mg/kg) (*)													Maximum residue level found (mg/kg)	Number of samples with residues exceeding the MRL	MRL (mg/kg)	Source of MRL (***)
				0.01	0.02	0.05	0.1	0.2	0.5	1	2	5	10	20	50	>50				
Fenpropimorph	74	73	0,03			1											0,03		0,05	N
Iprodione	74	59	0,02		1		1	2	3	3	4	1					2,9		10,00	E
Methiocarb	74	73	0,01							1							0,51		1,00	N
Myclobutanil	74	72	0,03				1		1								0,21	2	0,05	N
Oxamyl	32	31	0,01	1													0,01		0,50	N
Pirimicarb	74	56	0,03			2	1	7	7	1							0,59		1,00	N
Procymidone	74	72	0,02				1				1						1,5		5,00	E
Teflubenzuron	74	73	0,05								1						1,7	1	0,05	N
Tolclofos-methyl	74	73	0,03						1								0,37	1	0,05	N
Tolylfluanid	74	69	0,02		1	1		1	1	1							0,84		1,00	N
Vinclozolin	74	68	0,03				2	1	2		1						1,2		5,00	E

Product group: vegetables **Food item:** Spinach

Total number of samples analysed:	**41**	With residues above MRL (EC+national):	5
Without detectable residues:	31	With residues above EC-MRL:	3
With detectable residues at or below MRL or without MRL:	5	With residues above national MRL:	2

Pesticide (**)	Total number of samples	Number of samples without residues	Reporting level (mg/kg)	Samples with quantifiable residues in classes up to and including (in mg/kg) (*)													Maximum residue level found (mg/kg)	Number of samples with residues exceeding the MRL	MRL (mg/kg)	Source of MRL (***)
				0.01	0.02	0.05	0.1	0.2	0.5	1	2	5	10	20	50	>50				
Carbendazim	20	18	0,05				2										0,08		0,10	E
Carbofuran	41	40	0,01					1									0,18	1	0,10	E
Chlorpyriphos-ethyl	41	40	0,03							1							0,64	1	0,05	E
Cypermethrin	41	39	0,03			1			1								0,49		0,50	E
Ethiofencarb	20	19	0,01	1													0,01		0,02	N
Phenmedipham	41	39	0,10							1	1						1,3	2	0,05	N
Iprodione	41	39	0,02					1	1								0,22	2	0,02	E
Methomyl	20	19	0,01						1								0,28		2,00	E
Pirimicarb	41	40	0,03			1											0,05		1,00	N

Product group: vegetables **Food item:** Witloof

Total number of samples analysed:	**15**	With residues above MRL (EC+national):	1
Without detectable residues:	14	With residues above EC-MRL:	1
With detectable residues at or below MRL or without MRL:	0	With residues above national MRL:	0

Pesticide (**)	Total number of samples	Number of samples without residues	Reporting level (mg/kg)	Samples with quantifiable residues in classes up to and including (in mg/kg) (*)													Maximum residue level found (mg/kg)	Number of samples with residues exceeding the MRL	MRL (mg/kg)	Source of MRL (***)
				0.01	0.02	0.05	0.1	0.2	0.5	1	2	5	10	20	50	>50				
Acephate	15	14	0,02				1										0,07	1	0,02	E
Dithiocarbamates (as CS2)	4	4	0,05																5,00	E
Monocrotophos	15	14	0,03				1										0,07	1	0,02	N
Omethoate	15	14	0,02				1										0,07		0,20	E
Pyridaben	15	14	0,02			1											0,03	1	0,02	N

Product group: vegetables **Food item:** Other leafy vegetables

Total number of samples analysed:	**11**	With residues above MRL (EC+national):	3
Without detectable residues:	7	With residues above EC-MRL:	1
With detectable residues at or below MRL or without MRL:	1	With residues above national MRL:	2

Pesticide (**)	Total number of samples	Number of samples without residues	Reporting level (mg/kg)	Samples with quantifiable residues in classes up to and including (in mg/kg) (*)													Maximum residue level found (mg/kg)	Number of samples with residues exceeding the MRL	MRL (mg/kg)	Source of MRL (***)
				0.01	0.02	0.05	0.1	0.2	0.5	1	2	5	10	20	50	>50				
Bitertanol	11	10	0,05						1								0,45	1	0,05	N
Dimethoate	11	10	0,03			1											0,03			E
Iprodione	11	10	0,02					1									0,2	1	0,02	E
Oxadixyl	11	10	0,03				1										0,1	1	0,05	N

Product group: vegetables **Food item:** Chervil

Total number of samples analysed:	4	With residues above MRL (EC+national):	0
Without detectable residues:	4	With residues above EC-MRL:	0
With detectable residues at or below MRL or without MRL:	0	With residues above national MRL:	0

Product group: vegetables **Food item:** Parsley

Total number of samples analysed:	12	With residues above MRL (EC+national):	0
Without detectable residues:	8	With residues above EC-MRL:	0
With detectable residues at or below MRL or without MRL:	4	With residues above national MRL:	0

Pesticide (**)	Total number of samples	Number of samples without residues	Reporting level (mg/kg)	Samples with quantifiable residues in classes up to and including (in mg/kg) (*)													Maximum residue level found (mg/kg)	Number of samples with residues exceeding the MRL	MRL (mg/kg)	Source of MRL (***)
				0.01	0.02	0.05	0.1	0.2	0.5	1	2	5	10	20	50	>50				
Biphenyl	12	11	0,03			1											0,03			N
Captan	12	11	0,02					1									0,11		0,10	E
Chlorpropham	12	11	0,03				1										0,06		0,05	E
Dithiocarbamates (as CS2)	2	2	0,05																5,00	E
Iprodione	12	11	0,02									1					3,5		10,00	E
Malathion	12	11	0,02						1								0,43		3,00	E
Pirimicarb	12	11	0,03					1									0,17		1,00	N

Product group: vegetables **Food item:** Other herbs

Total number of samples analysed:	11	With residues above MRL (EC+national):	1
Without detectable residues:	9	With residues above EC-MRL:	1
With detectable residues at or below MRL or without MRL:	1	With residues above national MRL:	0

Pesticide (**)	Total number of samples	Number of samples without residues	Reporting level (mg/kg)	Samples with quantifiable residues in classes up to and including (in mg/kg) (*)													Maximum residue level found (mg/kg)	Number of samples with residues exceeding the MRL	MRL (mg/kg)	Source of MRL (***)
				0.01	0.02	0.05	0.1	0.2	0.5	1	2	5	10	20	50	>50				
Chlorothalonil	11	10	0,01			1											0,04		5,00	E
Endosulfan	11	10	0,01				1										0,08	1	0,05	E
Methomyl	3	2	0,01	1													0,01		2,00	E

Product group: vegetables **Food item:** Beans with pod (fresh)

Total number of samples analysed:	93	With residues above MRL (EC+national):	6
Without detectable residues:	59	With residues above EC-MRL:	2
With detectable residues at or below MRL or without MRL:	28	With residues above national MRL:	4

Pesticide (**)	Total number of samples	Number of samples without residues	Reporting level (mg/kg)	Samples with quantifiable residues in classes up to and including (in mg/kg) (*)													Maximum residue level found (mg/kg)	Number of samples with residues exceeding the MRL	MRL (mg/kg)	Source of MRL (***)
				0.01	0.02	0.05	0.1	0.2	0.5	1	2	5	10	20	50	>50				
Acephate	93	92	0,02						1								0,41		3,00	E
Aniline	93	92	0,05				1										0,08	1	0,05	N
Bifenthrin	93	89	0,03			2	1	1									0,18	1	0,05	N
Bromopropylate	93	92	0,03				1										0,09		1,00	E
Butocarboxim	40	39	0,01	1													0,01		0,05	N
Captan	93	92	0,02		1												0,02		2,00	E
Carbaryl	93	91	0,01			1				1							1		1,00	E
Carbendazim	56	52	0,05			1	2	1									0,13		2,00	E
Chloroaniline(3-)	93	92	0,05				1										0,06		0,05	E
Chlorothalonil	93	92	0,01		1												0,02	1	0,01	E
Chlorpropham	93	88	0,03			5											0,05		0,05	E
Chlorpyriphos-ethyl	93	92	0,03				1										0,07	1	0,05	E
Deltamethrin	93	91	0,02		1	1											0,03		0,20	E
Dicofol	93	92	0,02						1								0,3		0,50	E
Dimethoate	93	90	0,03				1	2									0,16		1,00	E
Dithiocarbamates (as CS2)	6	6	0,05																2,00	E
Endosulfan	93	90	0,01		1	1	1										0,08		1,00	E
Folpet	93	91	0,02			1			1								0,26		2,00	E
Iprodione	93	91	0,02				2										0,1		5,00	E
Methamidophos	93	92	0,01			1											0,05		0,50	E
Methomyl	40	39	0,01			1											0,05		0,05	E
Monocrotophos	93	92	0,03				1										0,09		0,20	N

Pesticide (**)	Total number of samples	Number of samples without residues	Reporting level (mg/kg)	Samples with quantifiable residues in classes up to and including (in mg/kg) (*)													Maximum residue level found (mg/kg)	Number of samples with residues exceeding the MRL	MRL (mg/kg)	Source of MRL (***)
				0.01	0.02	0.05	0.1	0.2	0.5	1	2	5	10	20	50	>50				
Oxamyl	40	38	0,01	1				1									0,18		0,20	N
Procymidone	93	91	0,02				1		1								0,5		2,00	E
Tebuconazole	93	92	0,05				1										0,06		0,05	N
Teflubenzuron	93	92	0,05						1								0,24	1	0,05	N
Tolylfluanid	93	92	0,02				1										0,1		0,10	N
Triadimenol	93	92	0,05					1									0,13	1	0,10	N
Vinclozolin	93	90	0,03			2		1									0,12		2,00	E

Product group: vegetables **Food item:** Green/(garden) peas (fresh)

Total number of samples analysed:	**27**	With residues above MRL (EC+national):	2
Without detectable residues:	13	With residues above EC-MRL:	2
With detectable residues at or below MRL or without MRL:	12	With residues above national MRL:	0

Pesticide (**)	Total number of samples	Number of samples without residues	Reporting level (mg/kg)	Samples with quantifiable residues in classes up to and including (in mg/kg) (*)													Maximum residue level found (mg/kg)	Number of samples with residues exceeding the MRL	MRL (mg/kg)	Source of MRL (***)
				0.01	0.02	0.05	0.1	0.2	0.5	1	2	5	10	20	50	>50				
Bromopropylate	27	26	0,03					1									0,16		1,00	E
Captan	27	26	0,02					1									0,11		2,00	E
Carbaryl	27	26	0,01			1											0,04		1,00	E
Chlorothalonil	27	26	0,01						1								0,32		2,00	E
Dicofol	27	26	0,02							1							0,81	1	0,02	E
Dimethoate	27	19	0,03			3	1	3	1								0,21		1,00	E
Dithiocarbamates (as CS2)	2	1	0,05								1						1,2		2,00	E
Endosulfan	27	24	0,01				1	2									0,18	1	1,00	E
Methamidophos	27	26	0,01			1											0,05		0,50	E
Omethoate	27	26	0,02			1											0,03		0,20	E
Vinclozolin	27	26	0,03			1											0,04		2,00	E

Product group: vegetables **Food item:** Beans without pod (fresh)

Total number of samples analysed:	**2**	With residues above MRL (EC+national):	0
Without detectable residues:	2	With residues above EC-MRL:	0
With detectable residues at or below MRL or without MRL:	0	With residues above national MRL:	0

Product group: vegetables **Food item:** Peas without pod (fresh)

Total number of samples analysed:	**8**	With residues above MRL (EC+national):	0
Without detectable residues:	8	With residues above EC-MRL:	0
With detectable residues at or below MRL or without MRL:	0	With residues above national MRL:	0

Product group: vegetables **Food item:** Other legume vegetables (fresh)

Total number of samples analysed:	**2**	With residues above MRL (EC+national):	0
Without detectable residues:	1	With residues above EC-MRL:	0
With detectable residues at or below MRL or without MRL:	1	With residues above national MRL:	0

Pesticide (**)	Total number of samples	Number of samples without residues	Reporting level (mg/kg)	Samples with quantifiable residues in classes up to and including (in mg/kg) (*)													Maximum residue level found (mg/kg)	Number of samples with residues exceeding the MRL	MRL (mg/kg)	Source of MRL (***)
				0.01	0.02	0.05	0.1	0.2	0.5	1	2	5	10	20	50	>50				
Methamidophos	2	1	0,01					1									0,18		0,50	E

Product group: vegetables **Food item:** Asparagus

Total number of samples analysed:	**18**	With residues above MRL (EC+national):	1
Without detectable residues:	17	With residues above EC-MRL:	1
With detectable residues at or below MRL or without MRL:	0	With residues above national MRL:	0

Pesticide (**)	Total number of samples	Number of samples without residues	Reporting level (mg/kg)	Samples with quantifiable residues in classes up to and including (in mg/kg) (*)													Maximum residue level found (mg/kg)	Number of samples with residues exceeding the MRL	MRL (mg/kg)	Source of MRL (***)
				0.01	0.02	0.05	0.1	0.2	0.5	1	2	5	10	20	50	>50				
Dithiocarbamates (as CS2)	5	4	0,05				1										0,1	1	0,05	E

Product group: vegetables **Food item:** Celery

Total number of samples analysed:	**26**	With residues above MRL (EC+national):	6
Without detectable residues:	12	With residues above EC-MRL:	4
With detectable residues at or below MRL or without MRL:	8	With residues above national MRL:	2

Pesticide (**)	Total number of samples	Number of samples without residues	Reporting level (mg/kg)	Samples with quantifiable residues in classes up to and including (in mg/kg) (*)													Maximum residue level found (mg/kg)	Number of samples with residues exceeding the MRL	MRL (mg/kg)	Source of MRL (***)
				0.01	0.02	0.05	0.1	0.2	0.5	1	2	5	10	20	50	>50				
Biphenyl	27	26	0,03			1											0,03			N
Chloroaniline(3-)	27	25	0,05					1	1								0,27	2	0,10	E
Chlorothalonil	26	22	0,01			1			1	1	1						1,2		10,00	E
Chlorpropham	27	26	0,03					1									0,17	1	0,10	E
Chlorpyriphos-ethyl	27	25	0,03			1	1										0,06		0,05	E
Cypermethrin	26	25	0,03				1										0,09	1	0,05	E
Diazinon	27	26	0,02			1											0,03		0,50	E
Dichlofluanid	26	25	0,02						1								0,38		5,00	E
Difenoconazole	27	26	0,05						1								0,5	1	0,05	N
Dithiocarbamates (as CS2)	1	1	0,05																2,00	E
Kresoxim-methyl	27	26	0,05					1									0,15	1		E
Lambda-cyhalothrin	26	25	0,02					1									0,2		1,00	E
Malathion	27	25	0,02				1			1							0,67		3,00	E
Methiocarb	27	26	0,01							1							0,995	1	0,05	N
Omethoate	26	25	0,02			1											0,05		0,20	E
Pirimicarb	27	26	0,03				1										0,1	1	1,00	N
Procymidone	27	26	0,02				1										0,08	1	0,02	E

Product group: vegetables **Food item:** Fennel

Total number of samples analysed:	**2**	With residues above MRL (EC+national):	0
Without detectable residues:	2	With residues above EC-MRL:	0
With detectable residues at or below MRL or without MRL:	0	With residues above national MRL:	0

Product group: vegetables **Food item:** Artichoke

Total number of samples analysed:	**1**	With residues above MRL (EC+national):	0
Without detectable residues:	0	With residues above EC-MRL:	0
With detectable residues at or below MRL or without MRL:	1	With residues above national MRL:	0

Pesticide (**)	Total number of samples	Number of samples without residues	Reporting level (mg/kg)	Samples with quantifiable residues in classes up to and including (in mg/kg) (*)													Maximum residue level found (mg/kg)	Number of samples with residues exceeding the MRL	MRL (mg/kg)	Source of MRL (***)
				0.01	0.02	0.05	0.1	0.2	0.5	1	2	5	10	20	50	>50				
Ethiofencarb	1	0	0,01	1													0,01		5,00	N
Pirimicarb	1	0	0,03			1											0,04		0,05	N

Product group: vegetables **Food item:** Leek

Total number of samples analysed:	**44**	With residues above MRL (EC+national):	4
Without detectable residues:	34	With residues above EC-MRL:	4
With detectable residues at or below MRL or without MRL:	6	With residues above national MRL:	0

Pesticide (**)	Total number of samples	Number of samples without residues	Reporting level (mg/kg)	Samples with quantifiable residues in classes up to and including (in mg/kg) (*)													Maximum residue level found (mg/kg)	Number of samples with residues exceeding the MRL	MRL (mg/kg)	Source of MRL (***)
				0.01	0.02	0.05	0.1	0.2	0.5	1	2	5	10	20	50	>50				
Chlorothalonil	44	43	0,01							1							1		10,00	E
Fenpropimorph	44	41	0,03			2		1									0,11		0,50	N
Kresoxim-methyl	44	38	0,05			1	2	1	1	1							1	4	0,05	E
Piperonyl-butoxide	44	43	0,03				1										0,08		3,00	N
Tebuconazole	44	43	0,05				1										0,09		1,00	N
Tolylfluanid	44	43	0,02				1										0,07		0,10	N

Product group: vegetables **Food item:** Rhubarb

Total number of samples analysed:	**3**	With residues above MRL (EC+national):	0
Without detectable residues:	3	With residues above EC-MRL:	0
With detectable residues at or below MRL or without MRL:	0	With residues above national MRL:	0

Pesticide (**)	Total number of samples	Number of samples without residues	Reporting level (mg/kg)	Samples with quantifiable residues in classes up to and including (in mg/kg) (*)													Maximum residue level found (mg/kg)	Number of samples with residues exceeding the MRL	MRL (mg/kg)	Source of MRL (***)
				0.01	0.02	0.05	0.1	0.2	0.5	1	2	5	10	20	50	>50				
Dithiocarbamates (as CS2)	1	1	0,05																0,05	E

Product group: vegetables **Food item:** Other stem vegetables

Total number of samples analysed:	**1**	With residues above MRL (EC+national):	0
Without detectable residues:	1	With residues above EC-MRL:	0
With detectable residues at or below MRL or without MRL:	0	With residues above national MRL:	0

Product group: vegetables **Food item:** Mushrooms (not wild)

Total number of samples analysed:	**17**	With residues above MRL (EC+national):	0
Without detectable residues:	14	With residues above EC-MRL:	0
With detectable residues at or below MRL or without MRL:	3	With residues above national MRL:	0

Pesticide (**)	Total number of samples	Number of samples without residues	Reporting level (mg/kg)	Samples with quantifiable residues in classes up to and including (in mg/kg) (*)													Maximum residue level found (mg/kg)	Number of samples with residues exceeding the MRL	MRL (mg/kg)	Source of MRL (***)
				0.01	0.02	0.05	0.1	0.2	0.5	1	2	5	10	20	50	>50				
Azinphos-methyl	17	16	0,02			1											0,03		0,50	E
Prochloraz	17	16	0,05				1										0,08		0,50	N
Thiabendazole	17	16	0,05				1										0,07		10,00	E

Product group: vegetables **Food item:** Potato

Total number of samples analysed:	**61**	With residues above MRL (EC+national):	0
Without detectable residues:	17	With residues above EC-MRL:	0
With detectable residues at or below MRL or without MRL:	44	With residues above national MRL:	0

Pesticide (**)	Total number of samples	Number of samples without residues	Reporting level (mg/kg)	Samples with quantifiable residues in classes up to and including (in mg/kg) (*)													Maximum residue level found (mg/kg)	Number of samples with residues exceeding the MRL	MRL (mg/kg)	Source of MRL (***)
				0.01	0.02	0.05	0.1	0.2	0.5	1	2	5	10	20	50	>50				
Chlorpropham	61	20	0,03			1	2	3	6	12	9	8					4,8		5,00	E
Flutolanil	61	59	0,02				1		1								0,23		0,50	N

Product group: vegetables **Food item:** Tea

Total number of samples analysed:	5	With residues above MRL (EC+national):	0
Without detectable residues:	5	With residues above EC-MRL:	0
With detectable residues at or below MRL or without MRL:	0	With residues above national MRL:	0

Product group: vegetables **Food item:** Other arable product

Total number of samples analysed:	46	With residues above MRL (EC+national):	10
Without detectable residues:	34	With residues above EC-MRL:	9
With detectable residues at or below MRL or without MRL:	2	With residues above national MRL:	1

Pesticide (**)	Total number of samples	Number of samples without residues	Reporting level (mg/kg)	Samples with quantifiable residues in classes up to and including (in mg/kg) (*)													Maximum residue level found (mg/kg)	Number of samples with residues exceeding the MRL	MRL (mg/kg)	Source of MRL (***)
				0.01	0.02	0.05	0.1	0.2	0.5	1	2	5	10	20	50	>50				
Carbendazim	18	12	0,05				1	1	1	1	2						1,8	5	0,10	E
Dimethoate	46	45	0,03					1									0,2	1	0,05	E
Ethiofencarb	15	14	0,01	1													0,01		0,02	N
Malathion	46	45	0,02					1									0,18	1	0,02	E
Phenylphenol(ortho-)	46	44	0,03			2											0,05		1,00	N
Pirimiphos-methyl	46	45	0,03			1											0,03		0,05	E
Prochloraz	46	44	0,05						2								0,34	2	0,05	N
Thiabendazole	46	44	0,05				1			1							0,85	2	0,05	E

Product group: cereals **Food item:** Maize

Total number of samples analysed:	2	With residues above MRL (EC+national):	0
Without detectable residues:	2	With residues above EC-MRL:	0
With detectable residues at or below MRL or without MRL:	0	With residues above national MRL:	0

Product group: cereals **Food item:** Rice

Total number of samples analysed:	38	With residues above MRL (EC+national):	0
Without detectable residues:	31	With residues above EC-MRL:	0
With detectable residues at or below MRL or without MRL:	7	With residues above national MRL:	0

Pesticide (**)	Total number of samples	Number of samples without residues	Reporting level (mg/kg)	Samples with quantifiable residues in classes up to and including (in mg/kg) (*)													Maximum residue level found (mg/kg)	Number of samples with residues exceeding the MRL	MRL (mg/kg)	Source of MRL (***)
				0.01	0.02	0.05	0.1	0.2	0.5	1	2	5	10	20	50	>50				
Dithiocarbamates (as CS2)	14	12	0,05			2											0,05		1,00	E
Piperonyl-butoxide	38	37	0,03						1								0,25			N
Pirimiphos-methyl	38	35	0,03	1		1	1										0,06		5,00	E
Thiabendazole	38	37	0,05				1										0,09			E

Product group: cereals **Food item:** Wheat

Total number of samples analysed:	164	With residues above MRL (EC+national):	0
Without detectable residues:	36	With residues above EC-MRL:	0
With detectable residues at or below MRL or without MRL:	128	With residues above national MRL:	0

Pesticide (**)	Total number of samples	Number of samples without residues	Reporting level (mg/kg)	Samples with quantifiable residues in classes up to and including (in mg/kg) (*)													Maximum residue level found (mg/kg)	Number of samples with residues exceeding the MRL	MRL (mg/kg)	Source of MRL (***)
				0.01	0.02	0.05	0.1	0.2	0.5	1	2	5	10	20	50	>50				
Bromide (inorg.)	125	103	5,00										20	2			13,9		50,00	E
Carbendazim	163	162	0,05					1									0,11			E
Chlormequat	94	17	0,05			11	23	24	16	3							0,56		2,00	E
Chlorpyriphos-methyl	164	158	0,03			1	1	2	1			1					2,3		3,00	E
Dichlorvos	164	159	0,02				4		1								0,43		2,00	E
Dithiocarbamates (as CS2)	163	161	0,05			2											0,05		1,00	E
Malathion	164	159	0,02			1	3		1								0,31		8,00	E
Piperonyl-butoxide	164	162	0,03			2											0,05		10,00	N
Pirimiphos-methyl	164	145	0,03			7	7	2	1	1	1						1,7		5,00	E
Trinexapac-ethyl	90	31	0,01	29	16	12	1	1									0,11			W

Product group:	processed products	**Food item:**	baby food
Total number of samples analysed:	**17**	With residues above MRL (EC+national):	0
Without detectable residues:	16	With residues above EC-MRL:	0
With detectable residues at or below MRL or without MRL:	1	With residues above national MRL:	0

Pesticide (**)	Total number of samples	Number of samples without residues	Reporting level (mg/kg)	Samples with quantifiable residues in classes up to and including (in mg/kg) (*)													Maximum residue level found (mg/kg)	Number of samples with residues exceeding the MRL	MRL (mg/kg)	Source of MRL (***)
				0.01	0.02	0.05	0.1	0.2	0.5	1	2	5	10	20	50	>50				
Chlormequat	17	16	0,05			1											0,04			E

(*) i.e column 0.02 includes the range from 0.011... mg/kg upto 0.020... mg/kg

(**) in alphabetical order of the English name

(***) E=EC-MRL, N=National MRL, W=without MRL at 31-12-2001

Table D1: Details of Residues Exceeding EC-MRLs
Surveillance sampling

(Samples of national and co-ordinated programme)
(Fresh and frozen fruit, vegetables and cereals)
(Pesticides covered by Directives 76/895, 86/362 and 90/642)

Reporting country: The Netherlands **Year of sampling:** **2001**

Pesticide (in alphabetical order of the English name)	Food item	Point of sampling (*)	Country of origin	Residue in mg/kg	EC-MRL (mg/kg)	follow-up (**)	Sample reference
Acephate	Apricot	W	Spain	0,19	0,02	A	37348503
Acephate	Endive	W	The Netherlan	0,03	0,02		38395645
Acephate	Pepper	W	Mexico	0,05	0,02		37216798
Acephate	Red loof	W	The Netherlan	0,07	0,02		38369768
Azoxystrobine	Mango	W	Mexico	1,60	0,05		38069241
Azoxystrobine	Mango	W	Brasil	0,59	0,05	A	38055372
Captan	Endive	W	The Netherlan	8,80	2,00	A	38395637
Captan	Lamb's lettuce	W	The Netherlan	0,13	0,10		37167452
Carbaryl	Apricot	W	New-Zealand	3,60	3,00		38188712
Carbaryl	Grapefruit	W	Turkey	1,90	1,00	W	35173706
Carbendazim	Other fruits an	W	Ecuador	0,25	0,10	A	37053333
Carbendazim	Other fruits an	W	Jamaica	0,14	0,10		38172654
Carbendazim	Other vegetab	W	France	1,80	0,10	W	38188534
Carbendazim	Other vegetab	W	The Netherlan	1,40	0,10		25976738
Carbendazim	Other vegetab	W	The Netherlan	0,81	0,10		25976797
Carbendazim	Other vegetab	W	The Netherlan	0,21	0,10		25976711
Carbendazim	Other vegetab	W	The Netherlan	0,18	0,10		25976827
Carbendazim	Paksoy	W	The Netherlan	2,70	0,10	A	27574556
Carbendazim	Pepper	W	United Kingdo	0,32	0,10	A	38368648
Carbendazim	Pepper	W	United Kingdo	0,28	0,10	A	38368656
Carbendazim	Pitahaya	W	Columbia	0,16	0,10		37205575
Carbendazim	Ugli	W	Jamaica	0,21	0,10		36150904
Carbofuran	Spinach	W	The Netherlan	0,18	0,10	W	34120412
Chloroaniline(3-)	Celery	W	The Netherlan	0,27	0,10	A	38368133
Chloroaniline(3-)	Celery	W	The Netherlan	0,17	0,10	A	38367897
Chloroaniline(3-)	French bean	W	Egypt	0,06	0,05		37054801
Chlorothalonil	Beans with po	W	Kenya	0,02	0,01		36150734
Chlorothalonil	Endive	W	The Netherlan	0,03	0,01		36545836
Chlorothalonil	Papaya	W	Brasil	0,02	0,01		37407259
Chlorothalonil	Passion fruit	W	Kenya	0,07	0,01	A	37237647
Chlorpropham	Celery	W	The Netherlan	0,17	0,10	A	38367897
Chlorpropham	Lettuce	W	The Netherlan	0,07	0,05		38395149
Chlorpropham	Parsley	W	The Netherlan	0,06	0,05		27574491
Chlorpyriphos-ethyl	Celery	W	Spain	0,06	0,05		36512954
Chlorpyriphos-ethyl	French bean	W	Egypt	0,07	0,05		37227366
Chlorpyriphos-ethyl	Grape	W	Italy	1,20	0,50	A	38286498
Chlorpyriphos-ethyl	Grapefruit	W	Turkey	0,38	0,30		37408182
Chlorpyriphos-ethyl	Grapefruit	W	Turkey	0,38	0,30		38152696
Chlorpyriphos-ethyl	Lemon	W	Spain	0,24	0,20		38349961
Chlorpyriphos-ethyl	Orange	W	Spain	0,40	0,30	W	38366971
Chlorpyriphos-ethyl	Peach	W	Italy	0,41	0,20	A	37134627
Chlorpyriphos-ethyl	Pepper	W	Thailand	1,40	0,50	A	37206164
Chlorpyriphos-ethyl	Pepper	W	Thailand	0,63	0,50		37205591
Chlorpyriphos-ethyl	Spinach	W	Cyprus	0,64	0,05	A	37206245
Cypermethrin	Celery	W	Spain	0,09	0,05	W	38067524
Cypermethrin	Lychee	W	Thailand	0,15	0,05	W	37216739
Cypermethrin	Pepper	W	United Kingdo	1,50	0,50	A	38368648

Pesticide (in alphabetical order of the English name)	Food item	Point of sampling (*)	Country of origin	Residue in mg/kg	EC-MRL (mg/kg)	follow-up (**)	Sample reference
Cypermethrin	Pepper	W	United Kingdo	1,50	0,50	A	38368656
Cypermethrin	Pepper	W	Thailand	0,84	0,50	W	37347345
Cypermethrin	Pepper	W	Thailand	0,78	0,50	W	37205583
Diazinon	Pineapple	W	Costa Rica	0,03	0,02		38095358
Diazinon	Pineapple	W	Costa Rica	0,03	0,02	W	36517158
Dimethoate	Other fruits ar	W		0,10	0,05		36517026
Dimethoate	Other vegetab	W	Kenya	0,20	0,05		35469036
Dithiocarbamates (as CS2	Asparagus	W	The Netherlan	0,10	0,05		38369687
Endosulfan	Green/(garder	W	Zimbabwe	0,18	0,05	A	37378763
Endosulfan	Green/(garder	W	Kenya	0,06	0,05		34120471
Endosulfan	Other fruits ar	W	The Netherlan	0,57	0,05		24952126
Endosulfan	Pumpkin, cou	W	Spain	0,11	0,05	A	36513136
Endosulfan	Pumpkin, cou	W	Spain	0,08	0,05		38368087
Endosulfan	Strawberry	W	The Netherlan	0,06	0,05		36320001
Endosulfan	Thyme	W	Israel	0,08	0,05		38188437
Ethion	Pepper	W	United Kingdo	5,10	0,10	A	38368656
Ethion	Pepper	W	United Kingdo	5,10	0,10	A	38368648
Ethion	Pepper	W	Thailand	0,67	0,10	A	37229008
Fenitrothion	Grape	W	Italy	0,65	0,50	A	38381296
Folpet	Tamarillo	W	Columbia	0,41	0,10		37000493
Imazalil	Cumquat	W	Uruguay	4,60	0,02	A	37407194
Imazalil	Cumquat	W	Argentina	0,73	0,02	A	38068504
Imazalil	Mango	W	South-Africa	0,15	0,02	A	38367048
Imazalil	Orange	W	Spain	7,80	5,00		27702511
Imazalil	Orange	W	Uruguay	7,30	5,00	W	38247514
Imazalil	Orange	W	Morocco	6,10	5,00		38349945
Imazalil	Peach	W	Zimbabwe	0,08	0,02		37407143
Imazalil	Pineapple	W	Kenya	0,06	0,02		37407208
Imazalil	Tangerines	W	Spain	6,00	5,00		36150351
Iprodione	Celeriac	W	Belgium	0,20	0,02		38188593
Iprodione	Lettuce	W	The Netherlan	16,00	10,00	W	38395122
Iprodione	Lime	W	Brasil	1,10	0,02		37053236
Iprodione	Paksoy	W	The Netherlan	6,20	5,00		37140104
Iprodione	Paksoy	W	The Netherlan	6,20	5,00		27574521
Iprodione	Spinach	W	The Netherlan	0,22	0,02	A	35430296
Iprodione	Spinach	W	The Netherlan	0,17	0,02	W	34120412
Iprodione	Turnip tops/gr	W	The Netherlan	0,20	0,02		38369075
Kresoxim-methyl	Celery	W	The Netherlan	0,15	0,05	A	38368125
Kresoxim-methyl	Gooseberry	W	Belgium	0,12	0,05	A	36319089
Kresoxim-methyl	Gooseberry	W	The Netherlan	0,09	0,05		35162631
Kresoxim-methyl	Leek	W	The Netherlan	1,00	0,05		24770125
Kresoxim-methyl	Leek	W	The Netherlan	0,41	0,05		38163825
Kresoxim-methyl	Leek	W	The Netherlan	0,19	0,05		38395238
Kresoxim-methyl	Leek	W	The Netherlan	0,10	0,05		38368869
Kresoxim-methyl	Leek	W	The Netherlan	0,06	0,05		38395181
Kresoxim-methyl	Raspberry	W	The Netherlan	0,24	0,05	A	35162844
Lambda-cyhalothrin	Grape	W	Turkey	0,30	0,20	A	36517085
Malathion	Kaki, sharonfr	W	Brasil	2,20	0,50	A	37206202
Malathion	Other vegetab	W	Egypt	0,18	0,02		35166122
Mecarbam	Orange	W	Spain	0,08	0,05		37515396
Metalaxyl	Radish	W	The Netherlan	0,66	0,05	A	37000418
Methamidophos	Melon	W	Ecuador	0,15	0,01	A	38055399
Methamidophos	Melon	W	Brasil	0,11	0,01	A	37203726
Methamidophos	Nectarine	W	France	0,22	0,05	A	37231207
Methamidophos	Nectarine	W	Spain	0,14	0,05	A	37134406
Methamidophos	Nectarine	W	France	0,09	0,05	W	38168568
Methamidophos	Nectarine	W	Spain	0,06	0,05		37134651
Methamidophos	Nectarine	W	France	0,06	0,05		38247719
Methamidophos	Okra	W	Thailand	0,07	0,01	A	37000485
Methamidophos	Pepper	W	Thailand	1,10	0,01	A	37227552

Pesticide (in alphabetical order of the English name)	Food item	Point of sampling (*)	Country of origin	Residue in mg/kg	EC-MRL (mg/kg)	follow-up (**)	Sample reference
Methamidophos	Pepper	W	Thailand	0,63	0,01	A	37218138
Methamidophos	Pepper	W	Thailand	0,46	0,01	W	37347361
Methamidophos	Pepper	W	Thailand	0,42	0,01	W	37347353
Methamidophos	Pepper	W	Thailand	0,27	0,01	W	37347345
Methamidophos	Pepper	W	Thailand	0,25	0,01	W	37205583
Methamidophos	Pepper	W	Thailand	0,15	0,01		37205591
Methamidophos	Pepper	W	Thailand	0,05	0,01		37206172
Methamidophos	Pepper	W	Mexico	0,04	0,01		37216798
Methamidophos	Sweet pepper	W	Turkey	0,29	0,01	A	36190825
Methamidophos	Sweet pepper	W	Turkey	0,26	0,01	A	36190817
Methidathion	Cumquat	W	Israel	1,50	0,02		37205524
Methomyl	Cucumber	W	Spain	0,10	0,05		37000736
Methomyl	Pepper	W	Israel	0,09	0,05	A	37205451
Parathion-methyl	Grapefruit	W	Turkey	0,32	0,20	W	37204153
Parathion-methyl	Grapefruit	W	Turkey	0,26	0,20		37212784
Permethrin	Raspberry	W	The Netherlan	0,07	0,05		36260505
Pirimiphos-methyl	Grape	W	Greece	0,18	0,05	A	37439592
Procymidone	Apple	W	France	0,06	0,02	A	37507555
Procymidone	Celery	W	The Netherlan	0,08	0,02	A	38367897
Procymidone	Kiwano	W	Spain	0,05	0,02		38055321
Thiabendazole	Carrot	W	The Netherlan	0,10	0,05		38381202
Thiabendazole	Other fruits an	W	The Netherlan	0,15	0,05		24952142
Thiabendazole	Other fruits an	W	Jamaica	0,07	0,05		38172654
Thiabendazole	Other vegetab	W	Brasil	0,85	0,05		34120595
Thiabendazole	Other vegetab	W	Thailand	0,08	0,05		37206369
Thiabendazole	Passion fruit	W	Mexico	0,14	0,05		37053341
Thiabendazole	Rice	W	Italy	0,09	0,05		37524638
Thiabendazole	Sweety	W	Israel	2,50	0,05		37513466
Triazophos	Pepper	W	Thailand	0,31	0,02	A	37206377
Vinclozolin	Nectarine	W	France	0,07	0,05		37388726
Vinclozolin	Paksoy	W	The Netherlan	1,70	0,05		37368946
Vinclozolin	Paksoy	W		0,11	0,05		36150513

(*) Point of sampling in distribution: F = farmgate, R = retail, W = wholesale, O = other

(**) e.g.

W:	Warnings have been issued to the holders of the product inspected and sampled
A:	Administrative consequences have followed,
	e.g. prohibiting for sale, prosecutions, the levying of penalties or fines
RA	a Rapid Alert has been notified
Others:	Please indicate other actions taken by other abbreviations and related footnotes

Table D2: Details of Residues Exceeding non-harmonised MRLs, including national MRLs in Open positions
Surveillance sampling

(Samples of national and co-ordinated programme)
(Fresh and frozen fruit, vegetables and cereals)

Reporting country: The Netherlands **Year of sampling:** **2001**

Pesticide (in alphabetical order of the English name)	Food item	Point of sampling (*)	Country of origin	Residue in mg/kg	national MRL (mg/kg)	Follow-up (**)	Sample reference
Acephate	Nectarine	W	Spain	0,43	0,20	A	37134406
Acephate	Nectarine	W	Spain	0,24	0,20		37134651
Aniline	French bean	W	Egypt	0,08	0,05	W	37340219
Bifenthrin	Beans with p	W	The Netherla	0,06	0,05		24895777
Bifenthrin	French bean	W	Kenya	0,18	0,05		37000566
Bifenthrin	Grape	W	Greece	0,14	0,05	A	37436895
Bifenthrin	Grape	W	Greece	0,06	0,05		37268992
Bifenthrin	Peach	W	France	0,09	0,05	W	34067503
Bifenthrin	Sweet peppe	W	Spain	0,07	0,05		36040238
Bitertanol	Banana	W	Martinique	1,00	0,05	A	37014982
Bitertanol	Turnip tops/g	W	The Netherla	0,45	0,05	A	37001244
Bupirimate	Strawberry	W	The Netherla	0,76	0,50	W	35162682
Buprofezin	Grape	W	Italy	0,12	0,05	A	38286498
Buprofezin	Lemon	W	Spain	0,07	0,05		37513458
Butocarboxim	Aubergine/eg	W	South-Africa	0,07	0,05		37053325
Cyhalothrin	Tomato	W	Spain	0,09	0,05		35429115
Dichloran	Orange	W	Spain	0,27	0,01	A	37231274
Dichloran	Orange	W	Spain	0,16	0,01	A	37310115
Dicofol	Green/(garde	W	Turkey	0,81	0,02	A	35237488
Dicofol	Other fruits a	W	The Netherla	0,05	0,02		24952126
Dicofol	Pepper	W	Morocco	0,09	0,02	A	36517093
Dicofol	Raspberry	W	Spain	1,70	0,02	A	37039209
Dicofol	Raspberry	W	Spain	0,32	0,02	A	37054895
Dicofol	Raspberry	W	Spain	0,08	0,02	A	36079681
Diethofencarb	Aubergine/eg	W	Spain	0,07	0,05		38143603
Diethofencarb	Pear	W	Belgium	0,12	0,05	A	34120315
Difenoconazole	Celery	W	Spain	0,50	0,05	A	37000388
Difenoconazole	Tomato	W	Israel	0,25	0,05		36150777
Diniconazole	Grape	W	Greece	0,06	0,05		37268992
Dodemorph	Grape	W	Italy	0,19	0,05	A	36191015
Etofenprox	Grape	W	Egypt	0,47	0,01	A	37231134
Etofenprox	Grape	W	Italy	0,09	0,01	A	37378585
Etofenprox	Nectarine	W	Italy	0,03	0,01		38157272
fenmedifam	Spinach	W	Belgium	1,30	0,05	A	38394983
fenmedifam	Spinach	W	Belgium	0,57	0,05	A	38367749
Fenpropathrin	Grape	W	Greece	0,34	0,05	A	37439592
Fenpropathrin	Grape	W	Greece	0,10	0,05	W	37439568
Fenpropathrin	Grapefruit	W	South-Africa	0,10	0,05	W	38068385
Fenpropathrin	Strawberry	W		0,25	0,05	A	26585732
Fenpropathrin	Strawberry	W	Egypt	0,06	0,05		37000558
Fenthion	Apricot	W	Spain	0,14	0,05	A	37348503
Fenthion	Nectarine	W	South-Africa	0,30	0,05	A	37039063
Fenthion	Orange	W	Greece	0,06	0,05		38038982
Fenthion	Orange	W	Spain	0,06	0,05		27702503
Fenthion	Tangerines	W	Spain	0,16	0,05	A	34120374
Fenthion	Tangerines	W	Spain	0,15	0,05	A	38381199
Fenthion	Tangerines	W	Spain	0,13	0,05	A	34120382
Flucythrinate	Grape	W	Italy	0,12	0,02	A	37437107
Flucythrinate	Grape	W	Italy	0,08	0,02	A	38255142

Pesticide (in alphabetical order of the English name)	Food item	Point of sampling (*)	Country of origin	Residue in mg/kg	national MRL (mg/kg)	Follow-up (**)	Sample reference
Fludioxonil	Cucumber	W	Spain	0,06	0,05	A	26586739
Fludioxonil	Grape	W	Turkey	2,00	0,05	A	36517085
Fludioxonil	Grape	W	Italy	0,37	0,05	A	35173692
Fludioxonil	Grape	W	Italy	0,27	0,05	A	36190981
Fludioxonil	Grape	W	Italy	0,21	0,05	A	38381296
Fludioxonil	Grape	W	Italy	0,17	0,05	A	38367986
Fludioxonil	Grape	W	Italy	0,17	0,05	A	38255142
Fludioxonil	Grape	W	Italy	0,17	0,05	A	38255169
Fludioxonil	Grape	W	Italy	0,15	0,05	A	37269271
Fludioxonil	Grape	W	Italy	0,15	0,05	A	37439649
Fludioxonil	Grape	W	Italy	0,14	0,05	A	36513098
Fludioxonil	Grape	W	Italy	0,14	0,05	A	38381172
Fludioxonil	Grape	W	Italy	0,14	0,05	A	37439622
Fludioxonil	Grape	W	Italy	0,13	0,05	A	36039973
Fludioxonil	Grape	W	Italy	0,12	0,05	A	36545615
Fludioxonil	Grape	W	Italy	0,12	0,05	A	37513385
Fludioxonil	Grape	W	Italy	0,10	0,05	W	35430261
Fludioxonil	Grape	W	Greece	0,08	0,05	A	37439592
Fludioxonil	Grape	W	Italy	0,08	0,05	W	37269344
Fludioxonil	Grape	W	Italy	0,08	0,05	A	37398837
Fludioxonil	Grape	W	France	0,06	0,05		38367994
Fludioxonil	Lollo rossa	W	Germany	0,87	0,05	A	36517263
Fludioxonil	Pepper	W	Spain	0,12	0,05	A	38367072
Fludioxonil	Raspberry	W	Spain	0,43	0,05	A	38026054
Fludioxonil	Strawberry	W	Belgium	0,13	0,05	A	34120307
Fludioxonil	Strawberry	W	Egypt	0,07	0,05	W	38055232
Flusilazole	Carrot	W	Spain	0,06	0,05	A	24769976
Flutolanil	Melon	W	Spain	0,04	0,02		36319178
Flutolanil	Nectarine	W	Greece	0,04	0,02		36319194
Flutolanil	Nectarine	W	Spain	0,04	0,02		37348457
Flutolanil	Nectarine	W	Spain	0,04	0,02		37348422
Flutolanil	Strawberry	W	The Netherla	0,10	0,02		36185058
Flutolanil	Tomato	W	The Netherla	0,03	0,02		37167967
Fluvalinate	Grape	W	Italy	0,11	0,05	A	35429085
Folpet	Onion	W	Germany	1,30	0,10		37231282
Lambda-cyhalothrin	Pomegranate	W	Israel	0,05	0,02	A	38068466
Metalaxyl	Onion (small)	W	Germany	0,06	0,05		38157086
Methiocarb	Celery	W	Spain	0,99	0,05	A	37000388
Methiocarb	Grape	W	Italy	0,15	0,05	A	37398608
Methiocarb	Strawberry	W	The Netherla	0,43	0,05	A	35161856
Monocrotophos	Lychee	W	Thailand	0,60	0,05	W	37216739
Monocrotophos	Pepper	W	Thailand	0,16	0,02	W	37347329
Monocrotophos	Red loof	W	The Netherla	0,07	0,02		38369768
Myclobutanil	Endive	W	Spain	0,21	0,05	A	37000353
Myclobutanil	Endive	W	Spain	0,09	0,05	W	38067494
Myclobutanil	Grape	W	Italy	0,09	0,05	A	37268879
Myclobutanil	Grape	W	Greece	0,07	0,05		38247433
Myclobutanil	Grape	W	Italy	0,07	0,05		38418181
Myclobutanil	Grape	W	Italy	0,06	0,05		37437042
Myclobutanil	Iceberg lettuc	W	The Netherla	0,07	0,05	W	36079851
Myclobutanil	Strawberry	W	Spain	0,12	0,05	A	36150645
Oxadixyl	Cucumber	W	Spain	0,14	0,05	A	26586739
Oxadixyl	Cucumber	W	Spain	0,09	0,05	W	36191295
Oxadixyl	Cucumber	W	Spain	0,08	0,05	W	37000728
Oxadixyl	Cucumber	W	Spain	0,07	0,05		35429131
Oxadixyl	Cucumber	W	Spain	0,06	0,05		36517069
Oxadixyl	Grape	W	Italy	0,12	0,05	A	37268941
Oxadixyl	Grape	W	Italy	0,11	0,05	A	37268879
Oxadixyl	Lollo rossa	W	France	0,35	0,05	A	24770249
Oxadixyl	Tomato	W	Spain	0,10	0,05	W	38368028
Oxadixyl	Turnip tops/g	W	Italy	0,10	0,05	A	37231304

Pesticide (in alphabetical order of the English name)	Food item	Point of sampling (*)	Country of origin	Residue in mg/kg	national MRL (mg/kg)	Follow-up (**)	Sample reference
Penconazole	Gooseberry	W	Belgium	0,14	0,02	A	36319089
Penconazole	Grape	W	Greece	0,09	0,02	A	37439592
Penconazole	Grape	W	Italy	0,07	0,02	A	38381296
Penconazole	Grape	W	Italy	0,06	0,02	A	38381172
Penconazole	Grape	W	Italy	0,05	0,02	A	37439649
Penconazole	Grape	W	Italy	0,04	0,02		38247441
Penconazole	Grape	W	Italy	0,04	0,02	A	37268941
Penconazole	Grape	W	South-Africa	0,03	0,02		24794172
Penconazole	Grape	W	South-Africa	0,03	0,02		38367056
Penconazole	Grape	W	Italy	0,03	0,02		38418246
Penconazole	Grape	W	Italy	0,03	0,02	A	37439622
Penconazole	Grape	W	Italy	0,03	0,02	W	37269344
Penconazole	Strawberry	W	The Netherla	0,56	0,20		36185082
Penconazole	Strawberry	W	The Netherla	0,33	0,20	W	38163671
Penconazole	Strawberry	W	The Netherla	0,30	0,20	W	36237538
Pirimicarb	Celery	W	The Netherla	0,10	0,05		37001279
Pirimicarb	Currant (red,	W	The Netherla	0,07	0,05		35162852
Pirimicarb	Lollo rossa	W	The Netherla	3,30	1,00	A	36040025
Pirimicarb	Lollo rossa	W	The Netherla	1,80	1,00	W	36040033
Pirimicarb	Paksoy	W	The Netherla	0,89	0,05		37156604
Pirimicarb	Paksoy	W	The Netherla	0,27	0,05		27574556
Prochloraz	Melon	W	Brasil	0,70	0,05		37205672
Prochloraz	Melon	W	Brasil	0,30	0,05	A	37203718
Prochloraz	Other vegeta	W	South-Africa	0,34	0,05		37407313
Prochloraz	Other vegeta	W	France	0,21	0,05	W	38188534
Profenofos	French bean	W	Egypt	0,12	0,02	A	38069373
Profenofos	Pepper	W	Thailand	1,90	0,02	A	37206164
Profenofos	Pepper	W	Thailand	0,61	0,02	A	37206377
Profenofos	Pepper	W	Thailand	0,25	0,02	W	37205583
Prothiofos	Pepper	W	Thailand	0,57	0,02	A	37206164
Prothiofos	Tangerines	W	South-Africa	0,09	0,02	A	38229923
Pyridaben	Red loof	W	The Netherla	0,03	0,02		38369768
Pyridaben	Strawberry	W	Egypt	0,36	0,02	A	37000744
Pyridaben	Strawberry	W	Egypt	0,36	0,02		37000744
Pyridaben	Strawberry	W	Egypt	0,08	0,02		37205559
Pyridaphenthion	Orange	W	Spain	0,13	0,02	A	27702651
Pyrifenox	Grape	W	Italy	0,15	0,05	A	38286498
Pyrimethanil	Carrot	W	Spain	0,12	0,05	A	24769976
Pyrimethanil	Cucumber	W	Spain	0,10	0,05	W	35173676
Pyrimethanil	Grape	W	Greece	1,90	0,05	A	37439592
Pyrimethanil	Grape	W	Italy	0,69	0,05	A	37439614
Pyrimethanil	Grape	W	Italy	0,60	0,05	A	36191015
Pyrimethanil	Grape	W	South-Africa	0,39	0,05	A	37039055
Pyrimethanil	Grape	W	Italy	0,37	0,05	A	36545615
Pyrimethanil	Grape	W	Italy	0,32	0,05	A	38418173
Pyrimethanil	Grape	W	Greece	0,30	0,05	A	35237437
Pyrimethanil	Grape	W	France	0,23	0,05	A	37439681
Pyrimethanil	Grape	W	Italy	0,20	0,05	A	36190981
Pyrimethanil	Grape	W	Italy	0,18	0,05	A	37398837
Pyrimethanil	Grape	W	Spain	0,15	0,05	A	24770184
Pyrimethanil	Grape	W	South-Africa	0,15	0,05	A	37218391
Pyrimethanil	Grape	W	South-Africa	0,12	0,05	A	37001392
Pyrimethanil	Grape	W	Italy	0,09	0,05	W	37269344
Pyrimethanil	Grape	W	South-Africa	0,09	0,05	W	24770303
Pyrimethanil	Grape	W	Italy	0,07	0,05	A	38381172
Pyrimethanil	Grape	W	Italy	0,07	0,05	W	37269255
Pyrimethanil	Pepper	W	Spain	0,27	0,05	A	38368079
Pyriproxifen	Grapefruit	W	South-Africa	0,04	0,02	W	38068385
Pyriproxifen	Lemon	W	Spain	0,08	0,02	A	38025775
Pyriproxifen	Lemon	W	Spain	0,06	0,02		38349961
Pyriproxifen	Lemon	W	Spain	0,06	0,02		38168444

Pesticide (in alphabetical order of the English name)	Food item	Point of sampling (*)	Country of origin	Residue in mg/kg	national MRL (mg/kg)	Follow-up (**)	Sample reference
Pyriproxifen	Tangerines	W	Spain	0,06	0,02	A	34120374
Pyriproxifen	Tomato	W	Spain	0,27	0,10	A	26586798
Quinalphos	Grape	W	Ivory Coast	0,04	0,02		36079975
Quinalphos	Kiwi fruit	W	Italy	0,03	0,02		38229869
Tebuconazole	Cherry	W	Belgium	0,30	0,05	A	36319062
Tebuconazole	French bean	W	Kenya	0,06	0,05		37000566
Tebuconazole	Grape	W	South-Africa	0,13	0,05	A	37054917
Tebuconazole	Grape	W	Greece	0,11	0,05	W	37268984
Tebuconazole	Grape	W	Italy	0,10	0,05	A	36190981
Tebuconazole	Grape	W	Italy	0,08	0,05	W	36191058
Tebuconazole	Grape	W	Italy	0,06	0,05	A	35173692
Tebuconazole	Grape	W	Italy	0,06	0,05	A	37269271
Tebuconazole	Mango	W	United States	0,17	0,05	A	24786404
Tebufenpyrad	Grape	W	Italy	0,17	0,05	A	38255142
Tebufenpyrad	Grape	W	Italy	0,13	0,05	A	37439649
Tebufenpyrad	Strawberry	W	The Netherla	0,10	0,05		36185082
Tebufenpyrad	Strawberry	W	The Netherla	0,09	0,05		36185058
Teflubenzuron	Endive	W	The Netherla	1,70	0,05	A	37368938
Teflubenzuron	French bean	W	The Netherla	0,24	0,05	A	37369063
Thiabendazole	Mango	W	Brasil	1,30	0,05	A	37039004
Thiabendazole	Papaya	W	Brasil	0,46	0,05		37053287
Thiabendazole	Papaya	W	Brasil	0,27	0,05	A	38188607
Tolclofos-methyl	Endive	W	The Netherla	0,37	0,05	A	37371106
Tolclofos-methyl	Endive	W	The Netherla	0,06	0,05		35022155
Tolclofos-methyl	Lamb's lettuc	W	The Netherla	0,17	0,05	A	38368729
Triadimefon	Pineapple	W	Costa Rica	0,89	0,05		37039012
Triadimefon	Pineapple	W	Costa Rica	0,81	0,05		38095358
Triadimefon	Pineapple	W	Costa Rica	0,28	0,05	W	36517158
Triadimefon	Pineapple	W	Costa Rica	0,26	0,05		35173668
Triadimefon	Pineapple	W	Costa Rica	0,11	0,05		38172646
Triadimefon	Pineapple	W	Honduras	0,07	0,05		37407224
Triadimenol	Cucumber	W	Spain	0,16	0,10		38064339
Triadimenol	French bean	W	Ethiopia	0,13	0,10		37001414
Triadimenol	Pepper	W	Israel	0,34	0,10	A	37205451
Triadimenol	Pepper	W	Israel	0,29	0,10	A	37205478
Triadimenol	Pineapple	W	Costa Rica	0,47	0,10		35173668
Triadimenol	Pineapple	W	Costa Rica	0,37	0,10	W	36517158
Triadimenol	Pineapple	W	Costa Rica	0,28	0,10		38172646
Triadimenol	Pineapple	W	Costa Rica	0,17	0,10		36545747
Triadimenol	Pineapple	W	Costa Rica	0,13	0,10		38068377
Triadimenol	Strawberry	W	The Netherla	0,12	0,10		36185058
Triadimenol	Tomato	W	Spain	0,23	0,10	A	37408425
Triadimenol	Tomato	W	Spain	0,13	0,10		24786412

(*) Point of sampling in distribution: F = farmgate, R = retail, W = wholesale, O = other

(**) e.g.

W:	Warnings have been issued to the holders of the product inspected and sampled
A:	Administrative consequences have followed, e.g. prohibiting for sale, prosecutions, the levying of penalties or fines
RA	a Rapid Alert has been notified
Others:	Please indicate other actions taken by other abbreviations and related footnotes

Table D3: Details of Residues Exceeding EC-MRLs
Follow-up enforcement sampling

(Samples of national and co-ordinated programme)
(Fresh and frozen fruit, vegetables and cereals)
(Pesticides covered by Directives 76/895, 86/362 and 90/642)

Reporting country: The Netherlands **Year of sampling:** **2001**

Pesticide (in alphabetical order of the English name)	Food item	Point of sampling (*)	Country of origin	Residue in mg/kg	EC-MRL (mg/kg)	follow-up (**)	Sample reference
Chlormequat	Pear	W	Italy	1,00	0,50	A	35133917
Chlormequat	Pear	W	Italy	0,77	0,50	A	35134034

(*) Point of sampling in distribution: F = farmgate, R = retail, W = wholesale, O = other

(**) e.g.
W: Warnings have been issued to the holders of the product inspected and sampled
A: Administrative consequences have followed,
e.g. prohibiting for sale, prosecutions, the levying of penalties or fines
RA a Rapid Alert has been notified
Others: Please indicate other actions taken by other abbreviations and related footnotes

Table E: Details of Samples with Multiple Residues (>=2) in Single Samples

(Samples of national and co-ordinated programme)
(Fresh and frozen fruit, vegetables and cereals)
(Sum of surveillance and follow-up enforcement sampling)
(Pesticides covered by Directives 76/895, 86/362 and 90/642 and by the national programmes)

Reporting country:	The Netherlands	**Year of sampling: 2001**			
Total number of samples with multiple residues (>=2):	939				
Number of samples with 2 pesticide residues:	418	Number of samples with 5 pesticide residues:	55	Number of samples with 8 pesticide residues:	4
Number of samples with 3 pesticide residues:	268	Number of samples with 6 pesticide residues:	29	Number of samples with 9 pesticide residues:	3
Number of samples with 4 pesticide residues:	145	Number of samples with 7 pesticide residues:	16	Number of samples with 11 pesticide residues:	1

Food item	Number of compounds	Compound 1 name	Residue level mg/kg	Compound 2 name	Residue level mg/kg	Compound 3 name	Residue level mg/kg	Compound 4 name	Residue level mg/kg	Compound 5 name	Residue level mg/kg	Compound 6 name	Residue level mg/kg	Compound 7 name	Residue level mg/kg	Origin (*)	Sample reference
Grapefruit	2	Imazalil	0,64	Thiabendazole	0,69												26586593
Grapefruit	4	Bromopropylate	0,26	Chlorpyriphos-ethyl	0,04	Phenylphenol(ortho-)	0,26	Thiabendazole	2,70							IL	26586712
Grapefruit	4	Carbaryl	1,90	Chlorpyriphos-ethyl	0,21	Dimethoate	0,13	Imazalil	0,95							TR	35173706
Grapefruit	3	Chlorpyriphos-ethyl	0,21	Imazalil	2,30	Thiabendazole	5,80									ES	35429077
Grapefruit	3	Imazalil	1,50	Phenylphenol(ortho-)	0,16	Thiabendazole	0,63									US	36150548
Grapefruit	2	Imazalil	0,76	Phenylphenol(ortho-)	1,40											PY	36190973
Grapefruit	3	Imazalil	0,77	Phenylphenol(ortho-)	0,21	Thiabendazole	0,58									US	36517212
Grapefruit	5	Carbaryl	0,04	Ethion	0,10	Imazalil	0,16	Phenylphenol(ortho-)	0,53	Thiabendazole	1,30					US	36545704
Grapefruit	4	Biphenyl	0,02	Bromopropylate	0,04	Chlorpyriphos-ethyl	0,34	Phenylphenol(ortho-)	0,71							TR	37204145
Grapefruit	4	Chlorpyriphos-ethyl	0,15	Imazalil	0,04	Parathion-methyl	0,32	Phenylphenol(ortho-)	2,30							TR	37204153
Grapefruit	4	Chlorpyriphos-ethyl	0,08	Parathion-methyl	0,20	Phenylphenol(ortho-)	0,74	Thiabendazole	0,15							TR	37212776
Grapefruit	4	Chlorpyriphos-ethyl	0,13	Imazalil	0,35	Parathion-methyl	0,26	Thiabendazole	0,27							TR	37212784
Grapefruit	5	Chlorpyriphos-ethyl	0,07	Imazalil	0,23	Methidathion	0,57	Phenylphenol(ortho-)	1,10	Thiabendazole	0,25					TR	37212792
Grapefruit	5	Chlorpyriphos-ethyl	0,10	Imazalil	0,28	Methidathion	0,23	Phenylphenol(ortho-)	1,00	Thiabendazole	0,26					TR	37212806
Grapefruit	5	Chlorpyriphos-ethyl	0,05	Imazalil	0,34	Methidathion	0,47	Phenylphenol(ortho-)	0,76	Thiabendazole	0,35					TR	37212814
Grapefruit	2	Imazalil	4,30	Pirimicarb	0,03											ZA	37231258
Grapefruit	2	Imazalil	3,80	Thiabendazole	0,40											ZA	37378577
Grapefruit	5	Chlorpyriphos-ethyl	0,05	Imazalil	0,27	Methidathion	0,03	Phenylphenol(ortho-)	0,41	Thiabendazole	2,90					AR	37398586
Grapefruit	3	Bromopropylate	1,70	Chlorpyriphos-ethyl	0,38	Imazalil	0,48									TR	37408182
Grapefruit	2	Dicofol	0,26	Malathion	0,03											CU	37408336
Grapefruit	3	Chlorpyriphos-ethyl	0,32	Dicofol	0,09	Phenylphenol(ortho-)	0,30									TR	37515302
Grapefruit	3	Imazalil	0,84	Phenylphenol(ortho-)	0,07	Thiabendazole	0,47									US	37515329
Grapefruit	4	Ethion	0,10	Imazalil	1,30	Phenylphenol(ortho-)	0,04	Thiabendazole	1,00							US	37515337
Grapefruit	4	Ethion	0,07	Imazalil	1,40	Phenylphenol(ortho-)	0,26	Thiabendazole	0,80							US	37515345
Grapefruit	5	Chlorpyriphos-ethyl	0,08	Ethion	0,90	Imazalil	0,49	Phenylphenol(ortho-)	0,43	Thiabendazole	0,49					US	38025805
Grapefruit	3	Imazalil	0,83	Phenylphenol(ortho-)	0,77	Thiabendazole	0,86									IL	38025872
Grapefruit	3	Imazalil	0,61	Phenylphenol(ortho-)	0,47	Thiabendazole	0,42									AR	38038885
Grapefruit	3	Bromopropylate	0,39	Imazalil	1,60	Thiabendazole	2,40									IL	38055437
Grapefruit	4	Bromopropylate	0,21	Imazalil	1,30	Phenylphenol(ortho-)	0,46	Thiabendazole	2,60							IL	38055461
Grapefruit	3	Fenpropathrin	0,10	Imazalil	2,80	Pyriproxifen	0,04									ZA	38068385
Grapefruit	3	Carbaryl	0,05	Chlorpyriphos-ethyl	0,22	Phenylphenol(ortho-)	0,11									TR	38152467
Grapefruit	2	Chlorpyriphos-ethyl	0,15	Phenylphenol(ortho-)	0,30											TR	38152599
Grapefruit	3	Chlorpyriphos-ethyl	0,38	Methidathion	1,70	Phenylphenol(ortho-)	0,36									TR	38152696
Grapefruit	2	Chlorpyriphos-ethyl	0,13	Phenylphenol(ortho-)	0,85											TR	38152718
Grapefruit	4	Chlorpyriphos-ethyl	0,04	Diazinon	0,03	Methidathion	0,04	Phenylphenol(ortho-)	0,21							HN	38157027
Grapefruit	2	Imazalil	0,98	Methidathion	0,07											ZA	38168517
Grapefruit	3	Bromopropylate	0,26	Imazalil	2,20	Thiabendazole	0,24									IL	38229907
Grapefruit	4	Bromopropylate	0,16	Imazalil	3,70	Methidathion	0,08	Thiabendazole	0,20							IL	38229915
Grapefruit	2	Imazalil	1,70	Prochloraz	0,34											ZA	38247735
Lemon	2	Imazalil	1,20	Thiabendazole	0,12											BR	34120366
Lemon	4	Carbaryl	0,03	Imazalil	2,70	Methidathion	1,10	Thiabendazole	0,05							ES	35173714
Lemon	2	Imazalil	2,00	Phenylphenol(ortho-)	0,48											AR	35429247
Lemon	3	Dicofol	0,38	Endosulfan	0,06	Imazalil	0,92									ES	35430148
Lemon	3	Imazalil	2,00	Phenylphenol(ortho-)	0,32	Thiabendazole	0,80									AR	35468986
Lemon	4	Dicofol	0,43	Dithiocarbamates (as CS2)	0,24	Imazalil	0,31	Methidathion	0,39							ES	36040173
Lemon	2	Imazalil	0,24	Phenylphenol(ortho-)	0,17											EC	36190922
Lemon	3	Chlorpyriphos-methyl	0,08	Imazalil	3,00	Thiabendazole	2,00									ES	36513063
Lemon	6	Bromopropylate	0,07	Dicofol	0,44	Imazalil	1,70	Mecarbam	0,04	Methidathion	0,39	Thiabendazole	0,05			ES	37237825
Lemon	3	Chlorpyriphos-ethyl	0,05	Imazalil	2,40	Phenylphenol(ortho-)	0,82									AR	37378542
Lemon	4	Carbendazim	0,01	Methidathion	0,10	Phenylphenol(ortho-)	0,22	Prochloraz	0,52							ES	37507296
Lemon	5	Bromopropylate	0,63	Chlorpyriphos-ethyl	0,10	Methidathion	0,26	Phenylphenol(ortho-)	0,37	Thiabendazole	0,13					TR	37507318
Lemon	2	Imazalil	2,50	Phenylphenol(ortho-)	0,73											AR	37507326
Lemon	4	Chlorpyriphos-ethyl	0,03	Dicofol	0,68	Imazalil	1,30	Methidathion	0,36							ES	37507512
Lemon	2	Dicofol	0,40	Imazalil	1,00											ES	37507539
Lemon	5	Bromopropylate	0,03	Imazalil	3,20	Methidathion	0,06	Phenylphenol(ortho-)	0,06	Prochloraz	0,52					ES	37513431
Lemon	4	Buprofezin	0,07	Fenitrothion	0,75	Imazalil	0,42	Thiabendazole	0,05							ES	37513458
Lemon	2	Imazalil	1,50	Pyriproxifen	0,08											ES	38025775
Lemon	3	Dicofol	0,33	Methidathion	0,33	Prochloraz	0,23									ES	38038877
Lemon	3	Imazalil	0,88	Methidathion	0,13	Pyriproxifen	0,06									ES	38168444
Lemon	2	Dicofol	0,16	Imazalil	1,40											ES	38229893
Lemon	5	Chlorpyriphos-ethyl	0,24	Dicofol	0,21	Endosulfan	0,33	Pyriproxifen	0,06	Thiabendazole	1,10					ES	38349961
Lime	2	Imazalil	1,80	Thiabendazole	0,42											BR	27702597

Food item	Number of compounds	Compound 1 name	Residue level mg/kg	Compound 2 name	Residue level mg/kg	Compound 3 name	Residue level mg/kg	Compound 4 name	Residue level mg/kg	Compound 5 name	Residue level mg/kg	Compound 6 name	Residue level mg/kg	Compound 7 name	Residue level mg/kg	Origin (*)	Sample reference
Lime	2	Imazalil	3,80	Thiabendazole	0,27											BR	27702619
Lime	4	Carbendazim	0,08	Imazalil	2,90	Malathion	0,04	Phenylphenol(ortho-)	0,11							MX	35430164
Lime	2	Imazalil	0,22	Thiabendazole	0,52											BR	37039144
Lime	3	Imazalil	0,48	Iprodione	1,10	Thiabendazole	0,53									BR	37053236
Lime	2	Phenylphenol(ortho-)	0,05	Thiabendazole	0,32											MX	37216801
Lime	2	Imazalil	0,80	Phenylphenol(ortho-)	0,05											MX	38163868
Tangerines	5	Chlorpyriphos-ethyl	0,06	Dicofol	0,34	Imazalil	2,70	Phenylphenol(ortho-)	3,40	Prochloraz	0,56					ES	24770273
Tangerines	3	Imazalil	1,60	Methidathion	0,03	Thiabendazole	3,50									ZA	24895718
Tangerines	4	Imazalil	5,60	Methidathion	0,04	Phenylphenol(ortho-)	0,08	Thiabendazole	0,50							UY	24895726
Tangerines	4	Bromopropylate	0,06	Imazalil	1,60	Malathion	0,09	Thiabendazole	0,90							IL	26586852
Tangerines	4	Chlorpyriphos-ethyl	0,11	Methidathion	0,21	Monocrotophos	0,03	Thiabendazole	1,60							MA	27426964
Tangerines	3	Imazalil	5,10	Methidathion	0,68	Thiabendazole	0,04									MA	27702538
Tangerines	4	Carbendazim	0,11	Chlorpyriphos-ethyl	0,09	Dicofol	0,22	Methidathion	0,33							ES	27702589
Tangerines	4	Chlorpyriphos-ethyl	0,05	Malathion	0,07	Methidathion	0,50	Thiabendazole	2,20							MA	27702716
Tangerines	8	Chlorpyriphos-ethyl	0,24	Dicofol	0,67	Fenthion	0,16	Imazalil	1,20	Malathion	0,36	Methidathion	0,05	Prochloraz	0,80	ES	34120374
		Pyriproxifen	0,06														34120374
Tangerines	7	Chlorpyriphos-ethyl	0,24	Dicofol	0,23	Fenthion	0,13	Imazalil	0,98	Phenylphenol(ortho-)	0,65	Prochloraz	0,68	Thiabendazole	2,20	ES	34120382
Tangerines	9	Chlorpyriphos-ethyl	0,05	Dicofol	0,08	Ethion	0,64	Fenthion	0,04	Imazalil	2,50	Methidathion	0,09	Prochloraz	0,63	ES	34120498
		Tebufenpyrad	0,03	Thiabendazole	5,30												34120498
Tangerines	4	Carbendazim	0,16	Chlorpyriphos-ethyl	0,13	Imazalil	1,70	Prochloraz	0,41							ES	34120528
Tangerines	4	Dicofol	0,31	Imazalil	1,30	Phenylphenol(ortho-)	0,19	Prochloraz	0,43							ES	35173587
Tangerines	4	Chlorpyriphos-ethyl	0,10	Imazalil	2,30	Phenylphenol(ortho-)	0,60	Prochloraz	0,80							ES	35173595
Tangerines	7	Dimethoate	0,04	Endosulfan	0,09	Imazalil	2,40	Malathion	0,11	Methidathion	0,47	Parathion-methyl	0,09	Prochloraz	0,60	MA	35173609
Tangerines	4	Chlorpyriphos-ethyl	0,14	Malathion	0,11	Methidathion	0,02	Phenylphenol(ortho-)	1,10							ES	35237585
Tangerines	4	Chlorpyriphos-ethyl	0,09	Dicofol	0,12	Methidathion	0,16	Phenylphenol(ortho-)	0,93							ES	35237755
Tangerines	5	Chlorpyriphos-ethyl	0,11	Dicofol	0,23	Imazalil	1,90	Malathion	0,05	Phenylphenol(ortho-)	0,10					ES	35429069
Tangerines	6	Chlorpyriphos-ethyl	0,12	Dicofol	0,19	Imazalil	0,99	Malathion	0,06	Methidathion	0,08	Thiabendazole	1,70			ES	36040149
Tangerines	7	Chlorpyriphos-ethyl	0,06	Dicofol	0,05	Imazalil	1,50	Malathion	0,04	Phenylphenol(ortho-)	0,36	Prochloraz	0,15	Thiabendazole	2,20	ES	36040157
Tangerines	4	Carbofuran	0,03	Chlorpyriphos-ethyl	0,05	Imazalil	6,00	Methidathion	0,30							ES	36150351
Tangerines	3	Chlorpyriphos-ethyl	0,13	Imazalil	3,50	Methidathion	0,08									ES	36150378
Tangerines	3	Imazalil	1,10	Prochloraz	0,45	Thiabendazole	0,23									AR	36150866
Tangerines	6	Dicofol	0,18	Imazalil	3,60	Malathion	0,14	Methidathion	0,05	Phenylphenol(ortho-)	0,93	Thiabendazole	5,10			ES	36513047
Tangerines	5	Dicofol	0,12	Dimethoate	0,05	Imazalil	2,20	Methidathion	0,39	Thiabendazole	0,12					ES	36513071
Tangerines	6	Chlorpyriphos-ethyl	0,03	Dicofol	0,18	Imazalil	1,00	Malathion	0,04	Methidathion	0,05	Tetradifon	0,06			ES	36545631
Tangerines	3	Imazalil	1,80	Malathion	0,06	Methidathion	1,00									MA	36545895
Tangerines	5	Chlorpyriphos-ethyl	0,10	Imazalil	3,00	Methidathion	0,08	Phenylphenol(ortho-)	0,28	Thiabendazole	0,50					UY	37063215
Tangerines	4	Diphenylamine	0,05	Imazalil	1,90	Phenylphenol(ortho-)	0,05	Thiabendazole	1,10							ZA	37231177
Tangerines	3	Imazalil	1,10	Malathion	0,13	Thiabendazole	0,18									ES	37398667
Tangerines	2	Imazalil	2,90	Prochloraz	1,30											AR	37398675
Tangerines	3	Chlorpyriphos-ethyl	0,05	Dicofol	0,08	Thiabendazole	0,04									IT	37408123
Tangerines	7	Carbendazim	0,05	Chlorpyriphos-ethyl	0,14	Dicofol	0,07	Imazalil	1,50	Methidathion	0,07	Phenylphenol(ortho-)	1,20	Prochloraz	0,23	ES	37408158
Tangerines	4	Carbendazim	0,03	Imazalil	1,10	Malathion	0,05	Methidathion	0,65							MA	37408212
Tangerines	3	Chlorpyriphos-ethyl	0,25	Malathion	0,17	Thiabendazole	0,97									MA	37408263
Tangerines	3	Imazalil	1,60	Methidathion	1,60	Thiabendazole	0,07									MA	37408271
Tangerines	3	Malathion	0,05	Methidathion	1,40	Thiabendazole	0,67									MA	37408298
Tangerines	3	Imazalil	0,93	Malathion	0,05	Methidathion	0,84									MA	37408328
Tangerines	5	Chlorpyriphos-ethyl	0,07	Dicofol	0,17	Imazalil	1,50	Malathion	0,51	Phenylphenol(ortho-)	1,10					ES	37408387
Tangerines	5	Dicofol	0,18	Imazalil	1,00	Malathion	0,18	Methidathion	0,15	Prochloraz	0,30					ES	37439746
Tangerines	6	Chlorpyriphos-ethyl	0,19	Fenthion	0,04	Imazalil	1,20	Malathion	0,24	Phenylphenol(ortho-)	0,56	Prochloraz	0,62			ES	37439754
Tangerines	4	Carbofuran	0,16	Chlorpyriphos-ethyl	0,06	Imazalil	3,20	Prochloraz	0,16							ES	37463833
Tangerines	6	Chlorpyriphos-ethyl	0,09	Imazalil	2,30	Malathion	0,12	Methidathion	0,31	Phenylphenol(ortho-)	0,04	Prochloraz	0,17			ES	37463841
Tangerines	4	Chlorpyriphos-ethyl	0,09	Imazalil	2,40	Phenylphenol(ortho-)	0,16	Thiabendazole	1,00							ES	37507334
Tangerines	5	Chlorpyriphos-ethyl	0,03	Dicofol	1,40	Ethion	1,00	Imazalil	3,20	Phenylphenol(ortho-)	0,49					ES	37507423
Tangerines	3	Carbendazim	0,06	Chlorpyriphos-ethyl	0,12	Imazalil	3,30									ES	37507431
Tangerines	4	Chlorpyriphos-ethyl	0,11	Dichlofluanid	0,03	Dicofol	0,90	Malathion	0,35							ES	37507458
Tangerines	5	Dicofol	1,40	Ethion	0,85	Imazalil	2,50	Phenylphenol(ortho-)	0,41	Prochloraz	0,68					ES	37507466
Tangerines	6	Azinphos-methyl	0,20	Dichlofluanid	0,03	Dicofol	0,42	Ethion	0,15	Imazalil	1,80	Malathion	0,21			ES	37507474
Tangerines	4	Chlorpyriphos-ethyl	0,18	Dicofol	0,22	Imazalil	2,30	Phenylphenol(ortho-)	0,24							ES	37507482
Tangerines	2	Imazalil	0,26	Malathion	0,08											MA	37507504
Tangerines	7	Chlorpyriphos-ethyl	0,07	Dicofol	0,05	Imazalil	2,40	Malathion	0,06	Methidathion	0,15	Phenylphenol(ortho-)	0,68	Thiabendazole	0,12	ES	37515353
Tangerines	2	Carbendazim	0,11	Imazalil	1,20											MA	37515442
Tangerines	6	Chlorpyriphos-ethyl	0,05	Imazalil	0,18	Malathion	0,03	Methidathion	0,03	Parathion-methyl	0,07	Phenylphenol(ortho-)	0,80			GR	37515469
Tangerines	3	Chlorpyriphos-ethyl	0,07	Imazalil	1,50	Thiabendazole	1,70									ES	38025988
Tangerines	7	Dichlofluanid	0,05	Imazalil	3,30	Malathion	0,30	Methidathion	0,20	Phenylphenol(ortho-)	0,45	Prochloraz	2,30	Thiabendazole	2,00	UY	38038915
Tangerines	5	Imazalil	2,40	Methidathion	0,37	Phenylphenol(ortho-)	0,32	Prochloraz	0,38	Thiabendazole	0,66					ZA	38038923
Tangerines	5	Chlorpyriphos-ethyl	0,14	Imazalil	2,00	Malathion	0,04	Phenylphenol(ortho-)	0,09	Phosmet	0,10					ES	38055453
Tangerines	3	Imazalil	0,89	Methidathion	0,06	Phenylphenol(ortho-)	1,30										38157019
Tangerines	4	Imazalil	0,78	Methidathion	0,06	Parathion-ethyl	0,07	Thiabendazole	0,30							NL	38157213
Tangerines	4	Imazalil	1,60	Phenylphenol(ortho-)	0,84	Prochloraz	0,54	Thiabendazole	1,90							UY	38168533
Tangerines	6	Bromopropylate	0,22	Imazalil	0,56	Metalaxyl	0,60	Methidathion	0,26	Phenylphenol(ortho-)	1,10	Thiabendazole	2,20			CY	38172638
Tangerines	2	Butocarboxim	0,01	Prothiofos	0,09											ZA	38229923
Tangerines	2	Imazalil	0,34	Prochloraz	0,34											ZA	38247379
Tangerines	4	Fludioxonil	0,05	Imazalil	0,41	Phenylphenol(ortho-)	0,08	Prochloraz	0,96							ZA	38247387
Tangerines	3	Imazalil	1,40	Malathion	0,06	Prochloraz	0,49									ZA	38247743
Tangerines	7	Chlorpyriphos-ethyl	0,37	Dicofol	0,05	Imazalil	1,20	Methidathion	0,32	Phenylphenol(ortho-)	0,45	Prochloraz	0,26	Thiabendazole	0,10	ES	38254944
Tangerines	5	Chlorpyriphos-ethyl	0,09	Dicofol	0,16	Imazalil	2,20	Methidathion	0,39	Phenylphenol(ortho-)	0,50					ES	38255134
Tangerines	2	Carbofuran	0,08	Imazalil	0,91											MA	38258656
Tangerines	3	Imazalil	0,91	Phenylphenol(ortho-)	0,72	Thiabendazole	0,32									TR	38258699
Tangerines	2	Imazalil	2,40	Thiabendazole	0,13											IL	38258702

Food item	Number of compounds	Compound 1 name	Residue level mg/kg	Compound 2 name	Residue level mg/kg	Compound 3 name	Residue level mg/kg	Compound 4 name	Residue level mg/kg	Compound 5 name	Residue level mg/kg	Compound 6 name	Residue level mg/kg	Compound 7 name	Residue level mg/kg	Origin (*)	Sample reference
Tangerines	3	Carbendazim	0,09	Carbofuran	0,03	Imazalil	0,49									MA	38258877
Tangerines	4	Carbofuran	0,05	Imazalil	0,81	Methidathion	0,47	Thiabendazole	1,10							IL	38258893
Tangerines	4	Chlorpyriphos-ethyl	0,08	Fenthion	0,15	Imazalil	1,30	Phenylphenol(ortho-)	0,09							ES	38381199
Tangerines	4	Chlorpyriphos-ethyl	0,23	Fenthion	0,04	Malathion	0,05	Prochloraz	0,57							ES	38418149
Tangerines	7	Chlorpyriphos-ethyl	0,07	Dicofol	0,26	Imazalil	0,38	Malathion	0,15	Methidathion	0,07	Phenylphenol(ortho-)	0,05	Prochloraz	0,20	ES	38418157
Tangerines	4	Chlorpyriphos-ethyl	0,09	Imazalil	0,74	Methidathion	0,08	Prochloraz	0,23							ES	38418262
Tangerines	3	Chlorpyriphos-ethyl	0,14	Imazalil	0,82	Methidathion	0,26									ES	38418289
Orange	3	Imazalil	0,62	Phenylphenol(ortho-)	1,20	Thiabendazole	0,32									GR	24794059
Orange	3	Imazalil	1,40	Phenylphenol(ortho-)	1,00	Thiabendazole	0,51									GR	24794067
Orange	3	Chlorpyriphos-ethyl	0,10	Imazalil	1,30	Methidathion	0,05									ES	27426778
Orange	2	Bromopropylate	0,15	Thiabendazole	2,30											CU	27426786
Orange	4	Chlorpyriphos-ethyl	0,15	Imazalil	1,20	Methidathion	0,04	Thiabendazole	1,80							ES	27426808
Orange	4	Chlorpyriphos-ethyl	0,10	Imazalil	1,60	Phenylphenol(ortho-)	0,48	Thiabendazole	0,11							ES	27426913
Orange	3	Chlorpyriphos-ethyl	0,07	Dicofol	0,04	Phenylphenol(ortho-)	0,03									IT	27426921
Orange	7	Chlorpyriphos-ethyl	0,09	Diazinon	0,06	Dicofol	0,04	Imazalil	3,20	Methidathion	0,24	Phenylphenol(ortho-)	4,30	Thiabendazole	0,17	ES	27660428
Orange	2	Chlorpyriphos-ethyl	0,10	Imazalil	2,10											ES	27660436
Orange	4	Dicofol	0,08	Fenthion	0,02	Methidathion	0,07	Monocrotophos	0,03							ES	27702481
Orange	3	Chlorpyriphos-ethyl	0,17	Fenthion	0,06	Methidathion	0,04									ES	27702503
Orange	2	Imazalil	7,80	Thiabendazole	0,22											ES	27702511
Orange	3	Imazalil	3,80	Phenylphenol(ortho-)	0,29	Thiabendazole	0,34									ES	27702546
Orange	3	Imazalil	3,30	Phenylphenol(ortho-)	0,12	Thiabendazole	0,47									ES	27702554
Orange	4	Imazalil	3,60	Malathion	0,12	Methidathion	0,06	Phenylphenol(ortho-)	1,20							ES	27702562
Orange	5	Carbendazim	0,04	Dicofol	0,27	Dimethoate	0,15	Imazalil	2,30	Methidathion	0,06					ES	27702635
Orange	2	Imazalil	2,70	Thiabendazole	0,28											ES	27702643
Orange	4	Chlorpyriphos-ethyl	0,09	Imazalil	4,40	Phenylphenol(ortho-)	1,50	Pyridaphenthion	0,13							ES	27702651
Orange	2	Imazalil	2,30	Phenylphenol(ortho-)	0,23											ES	27702686
Orange	3	Chlorpyriphos-ethyl	0,08	Imazalil	2,00	Pirimiphos-methyl	0,05									ES	27702694
Orange	2	Chlorpyriphos-ethyl	0,08	Imazalil	1,50											ES	27702708
Orange	3	Chlorpyriphos-ethyl	0,07	Imazalil	2,90	Thiabendazole	3,00									ES	27702732
Orange	4	Chlorpyriphos-ethyl	0,10	Dicofol	0,40	Imazalil	1,70	Phenylphenol(ortho-)	0,17							ES	27702759
Orange	4	Chlorpyriphos-ethyl	0,09	Imazalil	0,82	Phenylphenol(ortho-)	1,50	Thiabendazole	2,00							ES	27702775
Orange	4	Dimethoate	0,08	Imazalil	2,50	Methidathion	0,10	Phenylphenol(ortho-)	0,08							ES	27702783
Orange	3	Imazalil	2,30	Methidathion	0,59	Parathion-ethyl	0,02									ZA	34067333
Orange	2	Imazalil	1,20	Parathion-ethyl	0,10											ZA	35171584
Orange	4	Bromopropylate	0,22	Imazalil	1,20	Methidathion	0,31	Thiabendazole	0,30							ZA	35171606
Orange	3	Chlorpyriphos-ethyl	0,13	Imazalil	1,50	Methidathion	0,34									ES	35173579
Orange	2	Imazalil	1,30	Thiabendazole	0,31											ZA	35237704
Orange	2	Bromopropylate	0,34	Imazalil	3,10											ZA	35429026
Orange	2	Imazalil	0,99	Thiabendazole	0,70											ZA	35429034
Orange	3	Imazalil	0,57	Methidathion	0,31	Thiabendazole	1,70									ZA	35429042
Orange	4	Chlorpyriphos-ethyl	0,18	Imazalil	1,30	Methidathion	0,05	Thiabendazole	1,10							ES	35430156
Orange	5	Carbendazim	0,08	Dicofol	0,40	Imazalil	0,48	Phenylphenol(ortho-)	0,22	Thiabendazole	0,54					BR	36040122
Orange	5	Chlorpyriphos-ethyl	0,13	Imazalil	0,54	Malathion	0,07	Methidathion	0,07	Thiabendazole	0,88					ES	36040165
Orange	3	Fenthion	0,03	Imazalil	0,65	Parathion-methyl	0,12									GR	36150912
Orange	2	Methidathion	0,51	Thiabendazole	1,50											MA	36150939
Orange	2	Imazalil	0,27	Phenylphenol(ortho-)	0,06											BR	36517123
Orange	3	Imazalil	0,42	Phenylphenol(ortho-)	0,16	Thiabendazole	2,30									ZA	36517131
Orange	3	Bromopropylate	0,40	Imazalil	2,00	Tetradifon	0,14									ZA	36517174
Orange	5	Bromopropylate	0,12	Imazalil	4,00	Methidathion	0,09	Propargite	0,04	Triadimefon	0,04					CO	36517182
Orange	4	Bromopropylate	0,08	Carbaryl	0,26	Chlorpyriphos-ethyl	0,17	Phenylphenol(ortho-)	0,41							TR	37053392
Orange	3	Chlorpyriphos-ethyl	0,12	Imazalil	3,00	Thiabendazole	1,40									ES	37063134
Orange	3	Imazalil	4,90	Phenylphenol(ortho-)	0,26	Thiabendazole	1,40									US	37231169
Orange	2	Imazalil	1,60	Thiabendazole	0,53											ZA	37231266
Orange	5	Chlorpyriphos-ethyl	0,04	Dichloran	0,27	Imazalil	3,80	Phenylphenol(ortho-)	0,52	Thiabendazole	0,18					ES	37231274
Orange	3	Chlorpyriphos-ethyl	0,08	Imazalil	1,10	Methidathion	0,47									MA	37237787
Orange	2	Imazalil	0,77	Methidathion	0,13											MA	37237795
Orange	5	Diazinon	0,06	Imazalil	3,60	Methidathion	0,06	Phenylphenol(ortho-)	0,81	Thiabendazole	0,30					EG	37237809
Orange	2	Imazalil	3,20	Methidathion	0,14											GR	37237817
Orange	4	Dichloran	0,16	Imazalil	1,30	Phenylphenol(ortho-)	0,57	Thiabendazole	0,16							ES	37310115
Orange	2	Bromopropylate	0,12	Imazalil	0,61											ZA	37378569
Orange	2	Imazalil	0,72	Thiabendazole	1,00											ZA	37378615
Orange	2	Imazalil	2,90	Thiabendazole	1,10											ZA	37378631
Orange	5	Dimethoate	0,04	Imazalil	0,34	Methidathion	0,87	Parathion-ethyl	0,04	Phenylphenol(ortho-)	0,34					ZA	37398632
Orange	3	Imazalil	0,29	Phenylphenol(ortho-)	0,50	Thiabendazole	0,88									NL	37398659
Orange	2	Imazalil	0,68	Phenylphenol(ortho-)	0,05											ZA	37408131
Orange	3	Chlorpyriphos-ethyl	0,07	Imazalil	0,32	Thiabendazole	0,20									ES	37408166
Orange	5	Chlorpyriphos-ethyl	0,02	Imazalil	1,40	Malathion	0,05	Methidathion	0,06	Phenylphenol(ortho-)	0,93					ES	37408174
Orange	5	Bromopropylate	0,29	Carbendazim	0,05	Imazalil	1,80	Phenylphenol(ortho-)	0,06	Thiabendazole	0,34					ZA	37408247
Orange	6	Chlorpyriphos-ethyl	0,04	Dicofol	0,16	Imazalil	1,80	Malathion	0,04	Methidathion	0,17	Phenylphenol(ortho-)	0,80			ES	37408255
Orange	4	Chlorpyriphos-ethyl	0,10	Dicofol	0,18	Imazalil	1,00	Phenylphenol(ortho-)	0,37							ES	37408352
Orange	4	Chlorpyriphos-ethyl	0,19	Dicofol	0,17	Imazalil	1,80	Malathion	0,04							ES	37507342
Orange	6	Carbaryl	0,07	Chlorpyriphos-ethyl	0,23	Dicofol	0,15	Imazalil	2,40	Methidathion	0,04	Phenylphenol(ortho-)	0,40			ES	37507369
Orange	3	Chlorpyriphos-ethyl	0,07	Imazalil	3,00	Thiabendazole	4,00									ES	37507377
Orange	3	Chlorpyriphos-ethyl	0,12	Imazalil	1,10	Phenylphenol(ortho-)	0,37									ES	37507385
Orange	6	Carbendazim	0,04	Chlorpyriphos-ethyl	0,05	Imazalil	2,00	Phenylphenol(ortho-)	0,32	Prochloraz	0,52	Thiabendazole	0,07			AR	37507393
Orange	4	Carbendazim	0,14	Chlorpyriphos-ethyl	0,26	Dicofol	0,34	Imazalil	3,00							ES	37507407
Orange	5	Chlorpyriphos-ethyl	0,06	Imazalil	1,80	Methidathion	0,03	Phenylphenol(ortho-)	0,08	Thiabendazole	0,18					ES	37515361
Orange	3	Chlorpyriphos-ethyl	0,22	Imazalil	1,30	Methidathion	0,03									ES	37515388
Orange	6	Chlorpyriphos-ethyl	0,11	Dicofol	0,33	Imazalil	1,60	Malathion	0,03	Mecarbam	0,08	Phenylphenol(ortho-)	0,29			ES	37515396

Food item	Number of compounds	Compound 1 name	Residue level mg/kg	Compound 2 name	Residue level mg/kg	Compound 3 name	Residue level mg/kg	Compound 4 name	Residue level mg/kg	Compound 5 name	Residue level mg/kg	Compound 6 name	Residue level mg/kg	Compound 7 name	Residue level mg/kg	Origin (*)	Sample reference
Orange	3	Chlorpyriphos-ethyl	0,12	Imazalil	0,70	Phenylphenol(ortho-)	0,04									ES	37515418
Orange	3	Chlorpyriphos-ethyl	0,11	Imazalil	2,30	Thiabendazole	3,10									ES	37515426
Orange	5	Chlorpyriphos-ethyl	0,07	Imazalil	4,30	Malathion	0,07	Phenylphenol(ortho-)	2,00	Thiabendazole	5,80					ES	37515434
Orange	4	Chlorpyriphos-ethyl	0,05	Dimethoate	0,09	Imazalil	1,40	Thiabendazole	0,11							ES	38025961
Orange	2	Imazalil	0,54	Thiabendazole	0,57											CU	38038893
Orange	3	Folpet	0,01	Imazalil	1,30	Thiabendazole	0,07									MA	38038907
Orange	3	Fenthion	0,06	Imazalil	1,60	Methidathion	0,06									GR	38038982
Orange	3	Chlorpyriphos-ethyl	0,07	Imazalil	1,80	Phenylphenol(ortho-)	0,54									ES	38055534
Orange	4	Chlorpyriphos-ethyl	0,11	Dicofol	0,22	Imazalil	2,30	Phenylphenol(ortho-)	0,59							ES	38067656
Orange	4	Dicofol	0,31	Imazalil	0,77	Phenylphenol(ortho-)	0,08	Thiabendazole	1,80							ES	38067729
Orange	3	Dicofol	0,04	Fenthion	0,04	Methidathion	0,65									ES	38143689
Orange	2	Imazalil	0,91	Methidathion	0,06												38156993
Orange	3	Imazalil	2,90	Methidathion	0,17	Thiabendazole	1,60									GR	38168509
Orange	5	Ethion	0,06	Imazalil	1,70	Phenylphenol(ortho-)	0,50	Prochloraz	0,30	Thiabendazole	3,70					UY	38168525
Orange	2	Chlorpyriphos-ethyl	0,28	Thiabendazole	3,50											MA	38172662
Orange	3	Imazalil	7,30	Phenylphenol(ortho-)	3,50	Prochloraz	0,50									UY	38247514
Orange	2	Imazalil	3,70	Phenylphenol(ortho-)	0,33											ES	38254936
Orange	2	Imazalil	0,80	Phenylphenol(ortho-)	1,80											IT	38258621
Orange	4	Chlorpyriphos-ethyl	0,07	Imazalil	1,30	Methidathion	0,13	Phenylphenol(ortho-)	0,28							ES	38258648
Orange	4	Chlorpyriphos-ethyl	0,17	Imazalil	2,10	Phenylphenol(ortho-)	0,03	Thiabendazole	0,80							ES	38258737
Orange	2	Imazalil	1,80	Phenylphenol(ortho-)	0,55											ES	38258745
Orange	3	Imazalil	6,10	Methidathion	0,87	Thiabendazole	0,05									MA	38349945
Orange	2	Imazalil	3,90	Phenylphenol(ortho-)	0,08											GR	38349953
Orange	2	Chlorpyriphos-ethyl	0,40	Imazalil	0,73											ES	38366971
Orange	3	Chlorpyriphos-ethyl	0,12	Imazalil	2,30	Thiabendazole	1,60									ES	38368001
Orange	3	Dicofol	0,12	Imazalil	1,50	Phenylphenol(ortho-)	0,13									BR	38418203
Orange	3	Imazalil	2,60	Methidathion	0,11	Phenylphenol(ortho-)	0,06									SZ	38418254
Pomelo	2	Bromopropylate	0,39	Thiabendazole	1,50											IL	36513101
Pomelo	3	Bromopropylate	0,34	Imazalil	5,20	Thiabendazole	2,00									IL	37001449
Pomelo	3	Bromopropylate	0,20	Imazalil	0,09	Thiabendazole	1,20									IL	38067516
Other citrus fruit	2	Chlorpyriphos-ethyl	0,21	Phenylphenol(ortho-)	0,20											TR	27702627
Other citrus fruit	3	Chlorpyriphos-ethyl	0,23	Phenylphenol(ortho-)	0,11	Thiabendazole	0,15									TR	27702678
Other citrus fruit	2	Chlorpyriphos-ethyl	0,24	Phenylphenol(ortho-)	0,11											TR	27702767
Other citrus fruit	2	Imazalil	1,50	Thiabendazole	1,10											EG	36150947
Other citrus fruit	2	Chlorpyriphos-ethyl	0,04	Dimethoate	0,10											ES	36513039
Other citrus fruit	3	Imazalil	5,30	Phenylphenol(ortho-)	0,15	Thiabendazole	0,87									EG	37001422
Other citrus fruit	2	Imazalil	2,40	Thiabendazole	1,90											IL	38366998
Other citrus fruit	3	Imazalil	2,40	Phenylphenol(ortho-)	0,25	Thiabendazole	1,10									IL	38367005
Other citrus fruit	3	Chlorpyriphos-ethyl	0,27	Fluvalinate	0,05	Methidathion	0,06									TR	38367013
Apple	3	Captan	0,03	Diazinon	0,03	Phenylphenol(ortho-)	0,28									NL	24082237
Apple	3	Bromopropylate	0,04	Endosulfan	0,34	Propargite	0,75									FR	24770052
Apple	3	Diphenylamine	0,72	Propargite	0,75	Thiabendazole	0,11									FR	24770176
Apple	4	Bromopropylate	0,12	Captan	0,04	Carbendazim	0,06	Tolylfluanid	0,03							BE	24770397
Apple	2	Captan	0,06	Tolylfluanid	0,04											NL	24895866
Apple	3	Captan	0,02	Carbendazim	0,08	Pirimicarb	0,06									NL	25976304
Apple	3	Captan	0,21	Carbaryl	0,03	Carbendazim	0,15									NL	25976371
Apple	2	Carbendazim	0,05	Pirimicarb	0,16											NL	25976398
Apple	4	Captan	0,06	Diphenylamine	0,03	Phosalone	0,37	Tolylfluanid	0,03								26586682
Apple	2	Carbaryl	0,03	Tolylfluanid	0,03											NL	26586755
Apple	2	Captan	0,04	Tolylfluanid	0,07											NL	26586925
Apple	2	Pirimicarb	0,07	Tolylfluanid	0,04											NL	26586933
Apple	4	Dicofol	0,02	Diphenylamine	0,40	Propargite	0,28	Thiabendazole	0,26							FR	27426824
Apple	2	Carbendazim	0,08	Diphenylamine	0,14											FR	27426883
Apple	4	Carbendazim	0,02	Diphenylamine	1,20	Phosalone	0,03	Thiabendazole	0,09							FR	27426891
Apple	4	Captan	0,04	Diphenylamine	1,30	Phosalone	0,18	Thiabendazole	0,50							FR	27426972
Apple	4	Captan	0,25	Carbendazim	0,05	Pirimicarb	0,09	Tolylfluanid	0,16							NL	27574297
Apple	2	Carbendazim	0,05	Tolylfluanid	0,06											NL	35159819
Apple	2	Captan	0,04	Carbendazim	0,13											NL	35159827
Apple	2	Carbendazim	0,12	Pirimicarb	0,09											NL	35159835
Apple	3	Captan	0,03	Carbendazim	0,34	Pirimicarb	0,06									NL	35159843
Apple	2	Carbendazim	0,10	Pirimicarb	0,06											NL	35159851
Apple	2	Captan	0,02	Carbendazim	0,13											NL	35165177
Apple	3	Carbendazim	0,22	Pirimicarb	0,04	Tolylfluanid	0,22									NL	35165185
Apple	2	Captan	0,02	Phosalone	0,16											NZ	35469079
Apple	2	Azinphos-methyl	0,09	Diphenylamine	1,80											ZA	35469095
Apple	2	Carbendazim	0,08	Phosalone	0,20											NL	36040092
Apple	4	Captan	0,04	Carbendazim	0,14	Pirimicarb	0,04	Tolylfluanid	0,04							NL	36150386
Apple	3	Captan	0,03	Pirimicarb	0,05	Tolylfluanid	0,04									NL	36150394
Apple	2	Diphenylamine	0,52	Thiabendazole	0,19												36150416
Apple	4	Bifenthrin	0,04	Diphenylamine	0,11	Ethoxyquin	0,11	Thiabendazole	0,39								36150424
Apple	3	Diphenylamine	0,48	Ethoxyquin	0,03	Thiabendazole	0,22										36150459
Apple	3	Captan	0,08	Pirimicarb	0,09	Tolylfluanid	0,06									NL	36150564
Apple	3	Diphenylamine	0,81	Propargite	1,30	Thiabendazole	0,91									FR	36150572
Apple	3	Captan	0,45	Pirimicarb	0,03	Tolylfluanid	0,05									NL	36260416
Apple	3	Captan	0,20	Carbendazim	0,41	Pirimicarb	0,04									NL	37038989
Apple	3	Captan	0,16	Carbendazim	0,08	Pirimicarb	0,03									NL	37038997
Apple	2	Captan	0,03	Carbendazim	0,15											NL	37063126
Apple	3	Captan	0,04	Carbendazim	0,61	Tebufenpyrad	0,08									NL	37063169
Apple	5	Carbaryl	0,33	Deltamethrin	0,01	Diphenylamine	0,39	Pirimicarb	0,06	Thiabendazole	0,10					AR	37068284

Food item	Number of compounds	Compound 1 name	Residue level mg/kg	Compound 2 name	Residue level mg/kg	Compound 3 name	Residue level mg/kg	Compound 4 name	Residue level mg/kg	Compound 5 name	Residue level mg/kg	Compound 6 name	Residue level mg/kg	Compound 7 name	Residue level mg/kg	Origin (*)	Sample reference
Apple	2	Captan	0,06	Carbendazim	0,27											NL	37156434
Apple	2	Azinphos-methyl	0,07	Phosmet	0,10											CL	37231118
Apple	2	Azinphos-methyl	0,05	Diphenylamine	1,65											ZA	37268771
Apple	2	Azinphos-methyl	0,04	Tolylfluanid	0,25											NL	37398764
Apple	4	Bifenthrin	0,05	Captan	0,05	Chlorpyriphos-ethyl	0,05	Parathion-methyl	0,07							FR	37436836
Apple	3	Azinphos-methyl	0,02	Diphenylamine	0,03	Thiabendazole	3,00									CL	37436879
Apple	3	Azinphos-methyl	0,17	Captan	0,04	Tebufenpyrad	0,05									FR	37436917
Apple	2	Azinphos-methyl	0,06	Diphenylamine	1,60											ZA	37436933
Apple	2	Azinphos-methyl	0,08	Diphenylamine	0,55											ZA	37436976
Apple	4	Azinphos-methyl	0,06	Chlorpyriphos-ethyl	0,05	Propargite	0,50	Tebufenpyrad	0,04							FR	37436984
Apple	2	Azinphos-methyl	0,04	Diphenylamine	0,73											ZA	37436992
Apple	2	Phosalone	0,09	Propargite	1,60											FR	37463868
Apple	2	Propargite	0,84	Thiabendazole	0,37											FR	37463876
Apple	3	Diphenylamine	1,40	Phosalone	0,64	Thiabendazole	0,10									FR	37463884
Apple	4	Captan	0,02	Carbendazim	0,01	Diphenylamine	0,06	Phosalone	0,15							FR	37507547
Apple	3	Carbendazim	0,09	Procymidone	0,06	Thiabendazole	0,72									FR	37507555
Apple	3	Captan	0,02	Diphenylamine	0,07	Propargite	0,83									FR	37507563
Apple	2	Carbendazim	0,06	Diphenylamine	0,04											FR	37507571
Apple	4	Carbendazim	0,05	Endosulfan	0,02	Parathion-methyl	0,05	Tolylfluanid	0,02							FR	37507598
Apple	4	Bifenthrin	0,04	Carbendazim	0,04	Diphenylamine	0,03	Propargite	0,81							FR	37507601
Apple	4	Captan	0,08	Phosmet	0,04	Propargite	0,54	Tolylfluanid	0,03							FR	37515485
Apple	2	Diphenylamine	1,00	Thiabendazole	0,08											FR	37515493
Apple	3	Captan	0,04	Phosalone	0,09	Tolylfluanid	0,06									FR	38067699
Apple	2	Captan	0,80	Tebufenpyrad	0,03											NL	38093266
Apple	2	Captan	0,90	Tebufenpyrad	0,05											NL	38093274
Apple	2	Captan	0,70	Tebufenpyrad	0,05											NL	38093282
Apple	2	Captan	0,80	Tebufenpyrad	0,05											NL	38093304
Apple	2	Captan	0,80	Tebufenpyrad	0,06											NL	38093312
Apple	2	Captan	0,80	Tebufenpyrad	0,03											NL	38093339
Apple	3	Captan	0,05	Deltamethrin	0,01	Diphenylamine	2,30									CL	38095463
Apple	2	Captan	0,05	Tolylfluanid	0,20											NL	38157035
Apple	3	Captan	0,18	Fenoxycarb	0,04	Tolylfluanid	0,15									NL	38157043
Apple	5	Azinphos-methyl	0,12	Captan	0,20	Diphenylamine	0,63	Imazalil	0,18	Iprodione	0,56					UY	38168401
Apple	2	Captan	0,40	Tolylfluanid	0,03											NL	38172506
Apple	2	Captan	0,10	Tolylfluanid	0,06											NL	38172514
Apple	2	Carbendazim	0,15	Tebufenpyrad	0,04											NL	38172549
Apple	2	Captan	0,14	Tolylfluanid	0,05											NL	38172557
Apple	3	Captan	0,27	Pirimicarb	0,03	Tolylfluanid	0,04									NL	38172751
Apple	5	Azinphos-methyl	0,24	Diphenylamine	1,30	Phosalone	0,25	Propargite	3,30	Thiabendazole	0,64					FR	38188658
Apple	2	Diphenylamine	1,70	Thiabendazole	0,30											CL	38247689
Apple	3	Chlorothalonil	0,03	Pirimicarb	0,06	Tolylfluanid	0,09									NL	38254995
Apple	2	Captan	0,26	Tolylfluanid	0,24											NL	38286439
Pear	4	Captan	0,44	Carbendazim	0,07	Chlormequat	0,26	Tolylfluanid	0,07							NL	24770079
Pear	5	Bromopropylate	0,12	Captan	0,36	Carbendazim	0,31	Chlormequat	0,23	Tolylfluanid	0,23					NL	25976193
Pear	5	Bromopropylate	0,07	Captan	0,21	Carbendazim	0,26	Chlormequat	0,34	Tolylfluanid	0,09					NL	25976207
Pear	2	Carbendazim	0,06	Chlormequat	0,09											NL	25976215
Pear	3	Captan	0,01	Carbendazim	0,06	Chlormequat	0,09									NL	25976223
Pear	4	Bromopropylate	0,04	Carbendazim	0,11	Chlormequat	0,29	Tolylfluanid	0,09							NL	25976231
Pear	4	Bromopropylate	0,08	Carbendazim	0,17	Chlormequat	0,35	Tolylfluanid	0,24							NL	25976258
Pear	4	Captan	0,02	Carbendazim	0,16	Chlormequat	0,19	Tolylfluanid	0,38							NL	25976266
Pear	3	Carbendazim	0,14	Chlormequat	0,09	Tolylfluanid	0,28									NL	25976274
Pear	4	Captan	0,04	Carbendazim	0,13	Chlormequat	0,13	Tolylfluanid	0,04							NL	25976401
Pear	3	Carbaryl	0,06	Chlormequat	0,19	Tolylfluanid	0,40									NL	25976428
Pear	3	Captan	0,13	Carbendazim	0,05	Chlormequat	0,17									NL	25976436
Pear	2	Carbendazim	0,08	Chlormequat	0,05											NL	25976444
Pear	2	Carbendazim	0,07	Chlormequat	0,06											NL	25976452
Pear	2	Carbendazim	0,07	Chlormequat	0,09											NL	25976479
Pear	3	Carbaryl	0,04	Chlormequat	0,15	Tolylfluanid	0,33									NL	25976487
Pear	3	Captan	0,20	Carbendazim	0,06	Chlormequat	0,23									NL	25976495
Pear	2	Chlormequat	0,16	Tolylfluanid	0,07											NL	26586747
Pear	4	Captan	0,05	Carbendazim	0,06	Chlormequat	0,11	Tolylfluanid	0,07							NL	26586763
Pear	3	Chlormequat	0,19	Pirimicarb	0,06	Tolylfluanid	0,03									NL	26586879
Pear	4	Bromopropylate	0,47	Captan	0,13	Chlormequat	0,20	Tolylfluanid	0,03							NL	26586887
Pear	4	Carbendazim	0,17	Chlormequat	0,56	Diethofencarb	0,12	Tolylfluanid	0,22							BE	34120315
Pear	4	Captan	0,05	Carbendazim	0,11	Chlormequat	0,05	Tolylfluanid	0,02							NL	34120323
Pear	3	Carbendazim	0,10	Chlormequat	0,41	Tolylfluanid	0,12									NL	35159738
Pear	4	Bromopropylate	0,06	Carbendazim	0,10	Chlormequat	0,11	Tolylfluanid	0,25							NL	35159746
Pear	2	Carbendazim	0,09	Tolylfluanid	0,17											NL	35159754
Pear	3	Carbendazim	0,21	Chlormequat	0,31	Tolylfluanid	0,18									NL	35159762
Pear	3	Carbendazim	0,05	Chlormequat	0,05	Tolylfluanid	0,06									NL	35165096
Pear	2	Carbendazim	0,06	Chlormequat	0,21											NL	35165118
Pear	3	Captan	0,03	Chlormequat	0,11	Tolylfluanid	0,06									NL	35165134
Pear	2	Captan	0,03	Chlormequat	0,06											NL	35165142
Pear	2	Chlormequat	0,12	Tolylfluanid	0,06											NL	36040084
Pear	2	Chlormequat	0,25	Tolylfluanid	0,22												36150432
Pear	2	Chlormequat	0,36	Tolylfluanid	0,02											FR	36191066
Pear	3	Captan	0,04	Chlormequat	0,08	Tolylfluanid	0,02									NL	36191147
Pear	2	Chlormequat	0,07	Tolylfluanid	0,30											NL	36191171
Pear	2	Dicofol	0,41	Phosmet	0,28											BR	37053244

Food item	Number of compounds	Compound 1 name	Residue level mg/kg	Compound 2 name	Residue level mg/kg	Compound 3 name	Residue level mg/kg	Compound 4 name	Residue level mg/kg	Compound 5 name	Residue level mg/kg	Compound 6 name	Residue level mg/kg	Compound 7 name	Residue level mg/kg	Origin (*)	Sample reference
Pear	2	Captan	0,53	Carbaryl	0,04											AR	37053457
Pear	4	Captan	0,02	Chlormequat	0,08	Deltamethrin	0,02	Tolylfluanid	0,07							NL	37139521
Pear	3	Captan	0,03	Chlormequat	0,18	Pirimicarb	0,03									NL	37139556
Pear	3	Captan	0,13	Chlormequat	0,36	Tolylfluanid	0,70									NL	37139564
Pear	2	Chlormequat	0,11	Tolylfluanid	0,13											NL	37139572
Pear	2	Chlormequat	0,09	Tolylfluanid	0,05											NL	37139599
Pear	3	Carbendazim	0,11	Chlormequat	0,26	Tolylfluanid	0,09									NL	37156442
Pear	2	Chlormequat	0,37	Tolylfluanid	0,34											NL	37156469
Pear	2	Chlormequat	0,16	Tolylfluanid	0,04											NL	37237736
Pear	4	Chlormequat	0,05	Phenylphenol(ortho-)	0,06	Phosalone	0,19	Tolylfluanid	0,03							NL	37398713
Pear	2	Captan	0,48	Phosmet	0,60											PT	37513407
Pear	2	Chlormequat	0,59	Tolylfluanid	0,12											NL	38067702
Pear	3	Captan	0,04	Carbendazim	0,05	Chlormequat	0,29									NL	38143743
Pear	4	Captan	0,30	Carbendazim	0,21	Chlormequat	0,80	Tolylfluanid	0,07							NL	38143751
Pear	2	Captan	0,08	Chlormequat	0,15											NL	38157264
Pear	2	Azinphos-methyl	0,14	Thiabendazole	0,39											AR	38172743
Pear	7	Captan	0,67	Carbendazim	0,07	Chlormequat	0,05	Ethoxyquin	0,19	Iprodione	0,97	Procymidone	0,11	Thiabendazole	0,94	IT	38172824
Pear	2	Carbendazim	0,08	Tolylfluanid	0,33											NL	38381148
Pear	2	Captan	0,29	Pirimicarb	0,06											NL	38395009
Apricot	2	Carbaryl	2,20	Iprodione	1,68											NZ	37039284
Apricot	3	Azinphos-methyl	0,06	Captan	0,01	Cypermethrin	0,03									ES	37134511
Apricot	4	Acephate	0,19	Fenthion	0,14	Malathion	0,03	Parathion-methyl	0,05							ES	37348503
Apricot	2	Carbaryl	3,60	Iprodione	1,40											NZ	38188712
Cherry	4	Endosulfan	0,12	Iprodione	0,30	Pencycuron	0,05	Pirimicarb	0,04							ES	24895742
Cherry	2	Cypermethrin	0,03	Monocrotophos	0,04											TR	36190701
Cherry	2	Butocarboxim	0,02	Endosulfan	0,09											GR	36260343
Cherry	2	Fenhexamid	0,33	Tebuconazole	0,30											BE	36319062
Peach	4	Bifenthrin	0,09	Iprodione	1,70	Parathion-methyl	0,07	Phosalone	0,03							FR	34067503
Peach	2	Captan	0,73	Fenitrothion	0,20											ES	37134465
Peach	2	Bifenthrin	0,03	Captan	0,05											ES	37310077
Peach	3	Azinphos-methyl	0,10	Captan	0,06	Fenitrothion	0,10									ES	37348406
Peach	2	Captan	0,05	Iprodione	0,24											FR	37348562
Peach	2	Dimethoate	0,06	Endosulfan	0,14											ZA	37407151
Peach	3	Iprodione	0,24	Parathion-methyl	0,10	Propargite	0,37									FR	38247727
Nectarine	3	Acrinathrin	0,04	Iprodione	0,36	Thiabendazole	0,05									ES	24895734
Nectarine	2	Chlorpyriphos-ethyl	0,02	Tebuconazole	0,04											IT	34067511
Nectarine	3	Captan	0,06	Chlorpyriphos-ethyl	0,23	Flutolanil	0,04									GR	36319194
Nectarine	3	Endosulfan	0,14	Fenthion	0,30	Iprodione	0,55									ZA	37039063
Nectarine	2	Acephate	0,43	Methamidophos	0,14											ES	37134406
Nectarine	2	Acephate	0,24	Methamidophos	0,06											ES	37134651
Nectarine	2	Acephate	0,08	Methamidophos	0,03											ES	37348414
Nectarine	2	Iprodione	0,14	Methamidophos	0,06											FR	38247719
Plum, including damson	2	Captan	0,32	Omethoate	0,05											NL	36319992
Plum, including damson	2	Acephate	0,05	Dimethoate	0,03											ES	37348643
Plum, including damson	2	Butocarboxim	0,02	Captan	0,15											ES	38229842
Grape	3	Carbendazim	0,31	Flufenoxuron	0,10	Parathion-methyl	0,03									ES	24770095
Grape	2	Flusilazole	0,05	Propargite	0,51											ES	24770109
Grape	3	Flufenoxuron	0,30	Parathion-methyl	0,07	Pyrimethanil	0,15									ES	24770184
Grape	3	Azoxystrobine	0,15	Iprodione	0,40	Pyrimethanil	0,09									ZA	24770303
Grape	3	Dimethoate	0,13	Penconazole	0,03	Procymidone	0,22									ZA	24794172
Grape	2	Dimethoate	0,08	Tolylfluanid	0,04											IT	34067325
Grape	6	Azoxystrobine	0,28	Chlorpyriphos-methyl	0,05	Cyprodinil	0,71	Dichlofluanid	0,22	Fludioxonil	0,37	Tebuconazole	0,06			IT	35173692
Grape	2	Fenhexamid	0,25	Pyrimethanil	0,30											GR	35237437
Grape	4	Chlorpyriphos-ethyl	0,05	Dimethoate	0,07	Folpet	0,38	Pyrimethanil	0,05							FR	35237445
Grape	4	Captan	0,24	Cyprodinil	0,04	Fludioxonil	0,03	Iprodione	0,49							IT	35237453
Grape	2	Fluvalinate	0,11	Procymidone	1,30											IT	35429085
Grape	3	Bromopropylate	0,44	Carbendazim	0,06	Thiabendazole	0,03									GR	35429093
Grape	5	Cyprodinil	0,23	Fenitrothion	0,15	Fludioxonil	0,10	Procymidone	0,18	Quinoxyfen	0,06					IT	35430261
Grape	6	Carbendazim	0,11	Cyprodinil	0,24	Dithiocarbamates (as CS2)	0,71	Fenitrothion	0,21	Fludioxonil	0,13	Procymidone	0,18			IT	36039973
Grape	3	Carbendazim	0,15	Quinalphos	0,04	Triadimenol	0,05									IN	36079975
Grape	2	Captan	0,29	Chlorpyriphos-ethyl	0,55											CY	36190884
Grape	8	Bromopropylate	0,57	Chlorpyriphos-methyl	0,07	Cyprodinil	0,30	Fludioxonil	0,27	Metalaxyl	0,08	Pyrimethanil	0,20	Quinoxyfen	0,09	IT	36190981
		Tebuconazole	0,10														36190981
Grape	3	Dodemorph	0,19	Pyrimethanil	0,60	Quinoxyfen	0,16									IT	36191015
Grape	2	Procymidone	0,35	Quinoxyfen	0,08											IT	36191023
Grape	2	Folpet	0,02	Procymidone	0,21											FR	36191244
Grape	2	Folpet	0,12	Iprodione	0,19											ZA	36260483
Grape	3	Captan	1,00	Carbaryl	0,25	Cyprodinil	0,59									CL	36319232
Grape	2	Fludioxonil	0,14	Metalaxyl	0,07											IT	36513098
Grape	6	Chlorpyriphos-ethyl	0,13	Cyprodinil	1,50	Fludioxonil	2,00	Flufenoxuron	0,30	Lambda-cyhalothrin	0,30	Procymidone	1,00			TR	36517085
Grape	9	Azinphos-methyl	0,97	Chlorpyriphos-methyl	0,03	Cypermethrin	0,13	Cyprodinil	0,30	Fludioxonil	0,12	Phosalone	0,78	Pyrimethanil	0,37	IT	36545615
		Quinoxyfen	0,22	Triadimenol	0,05												36545615
Grape	2	Cyprodinil	0,04	Iprodione	0,48											ZA	37000175
Grape	2	Iprodione	1,40	Piperonyl-butoxide	0,10											ZA	37001384
Grape	3	Furmecyclox	0,03	Iprodione	0,55	Pyrimethanil	0,12									ZA	37001392
Grape	3	Dimethoate	0,14	Omethoate	0,06	Pyrimethanil	0,39									ZA	37039055
Grape	2	Captan	0,03	Iprodione	0,38											AR	37053449
Grape	5	Butocarboxim	0,02	Captan	0,01	Dicofol	0,12	Dimethoate	0,07	Iprodione	0,18					AR	37053465
Grape	2	Iprodione	0,19	Pencycuron	0,04											ZA	37054909

Food item	Number of compounds	Compound 1 name	Residue level mg/kg	Compound 2 name	Residue level mg/kg	Compound 3 name	Residue level mg/kg	Compound 4 name	Residue level mg/kg	Compound 5 name	Residue level mg/kg	Compound 6 name	Residue level mg/kg	Compound 7 name	Residue level mg/kg	Origin (*)	Sample reference
Grape	2	Cyprodinil	0,07	Tebuconazole	0,13											ZA	37054917
Grape	6	Captan	0,47	Carbaryl	0,25	Cyprodinil	0,18	Fenhexamid	0,74	Iprodione	0,58	Methomyl	0,26			CL	37054941
Grape	5	Captan	0,75	Carbaryl	0,21	Cyprodinil	0,33	Fenhexamid	0,43	Pencycuron	0,03					CL	37206679
Grape	5	Captan	0,16	Cyprodinil	0,27	Dichloran	0,04	Dimethoate	0,26	Omethoate	0,05					CL	37206687
Grape	2	Captan	1,60	Cyprodinil	0,67											CL	37206695
Grape	3	Captan	0,07	Dimethoate	0,03	Iprodione	0,99									ZA	37216631
Grape	2	Captan	0,74	Oxamyl	0,01											ZA	37218227
Grape	2	Dimethoate	0,03	Iprodione	0,11											ZA	37218235
Grape	2	Captan	3,20	Fenhexamid	0,31											CL	37218243
Grape	4	Captan	0,02	Folpet	0,03	Iprodione	0,18	Omethoate	0,02							ZA	37218383
Grape	3	Malathion	0,03	Procymidone	0,66	Pyrimethanil	0,15									ZA	37218391
Grape	2	Captan	0,45	Cyprodinil	0,11											CL	37218618
Grape	3	Captan	0,39	Carbaryl	0,03	Cyprodinil	0,09									CL	37218626
Grape	2	Iprodione	0,07	Metalaxyl	0,06											EG	37227358
Grape	2	Chlorpyriphos-ethyl	0,15	Metalaxyl	0,03											IL	37231215
Grape	2	Carbaryl	0,15	Metalaxyl	0,09											IT	37268844
Grape	2	Azoxystrobine	0,28	Carbaryl	0,11											IT	37268852
Grape	3	Benalaxyl	0,07	Myclobutanil	0,09	Oxadixyl	0,11									IT	37268879
Grape	4	Metalaxyl	0,06	Oxadixyl	0,12	Parathion-ethyl	0,05	Penconazole	0,04							IT	37268941
Grape	4	Bifenthrin	0,06	Bromopropylate	0,55	Diniconazole	0,06	Iprodione	0,14							GR	37268992
Grape	2	Bifenthrin	0,03	Iprodione	0,08											GR	37269026
Grape	3	Azoxystrobine	0,39	Pyrimethanil	0,07	Quinoxyfen	0,07									IT	37269255
Grape	6	Chlorpyriphos-methyl	0,11	Cyprodinil	0,28	Fenazaquin	0,08	Fludioxonil	0,15	Tebuconazole	0,06	Triadimenol	0,17			IT	37269271
Grape	3	Bromopropylate	0,26	Iprodione	0,07	Parathion-methyl	0,03									GR	37269301
Grape	4	Cyprodinil	0,03	Fludioxonil	0,05	Folpet	1,10	Procymidone	0,05							FR	37269328
Grape	2	Dicofol	0,04	Quinoxyfen	0,14											IT	37269336
Grape	7	Chlorpyriphos-methyl	0,03	Cyprodinil	0,18	Fludioxonil	0,08	Iprodione	0,03	Penconazole	0,03	Procymidone	0,10	Pyrimethanil	0,09	IT	37269344
Grape	5	Captan	1,20	Carbaryl	0,05	Fenvalerate	0,10	Iprodione	0,12	Pencycuron	0,02					CL	37309834
Grape	3	Captan	0,15	Iprodione	0,29	Methomyl	0,07									ZA	37309842
Grape	2	Metalaxyl	0,03	Pyrimethanil	0,05											IT	37378607
Grape	4	Fenhexamid	0,56	Methiocarb	0,15	Parathion-ethyl	0,03	Triadimenol	0,14							IT	37398608
Grape	2	Dimethoate	0,07	Folpet	0,05											FR	37398616
Grape	4	Azoxystrobine	0,15	Cyprodinil	0,11	Fludioxonil	0,08	Pyrimethanil	0,18							IT	37398837
Grape	3	Azinphos-methyl	0,24	Bifenthrin	0,14	Quinoxyfen	0,04									GR	37436895
Grape	3	Azoxystrobine	0,41	Cyprodinil	0,15	Triadimenol	0,04									IT	37437077
Grape	4	Cypermethrin	0,16	Dimethoate	0,14	Flucythrinate	0,12	Metalaxyl	0,08							IT	37437107
Grape	4	Bromopropylate	1,10	Fenpropathrin	0,10	Flusilazole	0,04	Myclobutanil	0,03							GR	37439568
Grape	6	Bromopropylate	0,39	Carbaryl	0,03	Dicofol	0,33	Iprodione	0,14	Parathion-methyl	0,12	Pyrazophos	0,02			GR	37439584
Grape	11	Carbaryl	2,50	Cypermethrin	0,06	Cyprodinil	0,26	Deltamethrin	0,03	Fenpropathrin	0,34	Fludioxonil	0,08	Flusilazole	0,04	GR	37439592
		Penconazole	0,09	Pirimiphos-methyl	0,18	Pyrimethanil	1,90	Vinclozolin	0,09								37439592
Grape	3	Chlorpyriphos-ethyl	0,02	Myclobutanil	0,05	Procymidone	0,50									IT	37439606
Grape	2	Iprodione	0,07	Pyrimethanil	0,69											IT	37439614
Grape	4	Azoxystrobine	0,13	Cyprodinil	0,23	Fludioxonil	0,14	Penconazole	0,03							IT	37439622
Grape	6	Cyprodinil	0,12	Fenitrothion	0,27	Fludioxonil	0,15	Penconazole	0,05	Procymidone	0,09	Tebufenpyrad	0,13			IT	37439649
Grape	2	Bromopropylate	0,14	Carbaryl	0,07											IT	37439657
Grape	9	Chlorpyriphos-ethyl	0,13	Cypermethrin	0,43	Cyprodinil	0,14	Deltamethrin	0,02	Dicofol	0,20	Fludioxonil	0,03	Iprodione	2,20	TR	37439673
		Monocrotophos	0,05	Procymidone	0,44												37439673
Grape	2	Procymidone	0,22	Pyrimethanil	0,23											FR	37439681
Grape	6	Bromopropylate	0,06	Cyprodinil	0,28	Dichlofluanid	0,09	Fenazaquin	0,10	Fludioxonil	0,12	Procymidone	0,62			IT	37513385
Grape	2	Cyprodinil	0,05	Dimethoate	0,12											ZA	38026046
Grape	2	Iprodione	0,09	Triadimenol	0,04											GR	38157167
Grape	4	Bromopropylate	0,15	Dicofol	0,08	Iprodione	0,29	Vinclozolin	0,10							GR	38163884
Grape	2	Cyprodinil	0,04	Procymidone	0,07											ES	38168436
Grape	2	Captan	0,36	Cyprodinil	0,44											CL	38172735
Grape	3	Myclobutanil	0,07	Quinoxyfen	0,05	Triadimenol	0,08									GR	38247433
Grape	8	Carbaryl	0,05	Chlorpyriphos-methyl	0,22	Cyfluthrin	0,11	Flucythrinate	0,08	Fludioxonil	0,17	Penconazole	0,02	Tebufenpyrad	0,17	IT	38255142
		Triadimenol	0,18														38255142
Grape	3	Cyprodinil	0,36	Fludioxonil	0,17	Triadimenol	0,06									IT	38255169
Grape	6	Buprofezin	0,12	Chlorpyriphos-ethyl	1,20	Fenhexamid	1,10	Procymidone	0,76	Pyrifenox	0,15	Triadimenol	0,43			IT	38286498
Grape	3	Captan	0,25	Cyprodinil	0,36	Iprodione	0,48									CL	38286501
Grape	3	Fenhexamid	0,57	Penconazole	0,03	Vinclozolin	0,32									ZA	38367056
Grape	2	Captan	0,07	Iprodione	0,44											AR	38367064
Grape	2	Fludioxonil	0,17	Procymidone	0,28											IT	38367986
Grape	3	Carbendazim	0,08	Fludioxonil	0,06	Procymidone	0,08									FR	38367994
Grape	5	Cyprodinil	0,36	Fludioxonil	0,14	Penconazole	0,06	Pyrimethanil	0,07	Quinoxyfen	0,30					IT	38381172
Grape	6	Cyprodinil	0,49	Dichlofluanid	0,42	Fenitrothion	0,65	Fludioxonil	0,21	Penconazole	0,07	Procymidone	0,47			IT	38381296
Grape	4	Azoxystrobine	0,21	Chlorpyriphos-methyl	0,06	Cyprodinil	0,07	Pyrimethanil	0,32							IT	38418173
Grape	2	Chlorpyriphos-ethyl	0,11	Myclobutanil	0,07											IT	38418181
Grape	7	Azoxystrobine	0,66	Chlorpyriphos-methyl	0,04	Cyprodinil	0,07	Dicofol	0,12	Fludioxonil	0,04	Penconazole	0,03	Triadimenol	0,09	IT	38418246
Strawberry	3	Fenhexamid	0,20	Pyrimethanil	0,04	Tolylfluanid	0,08									NL	24786188
Strawberry	8	Captan	0,46	Carbendazim	0,16	Cyprodinil	0,08	Dicofol	0,06	Dimethoate	0,09	Endosulfan	0,03	Fludioxonil	0,05	ES	24794075
		Pyrimethanil	0,19														24794075
Strawberry	2	Pyrimethanil	0,06	Tolylfluanid	0,03											DE	24819663
Strawberry	5	Captan	0,08	Carbendazim	0,18	Dicofol	0,35	Fenpropathrin	0,25	Penconazole	0,08						26585732
Strawberry	3	Bupirimate	0,10	Fenhexamid	1,80	Vinclozolin	0,55									NL	34067546
Strawberry	3	Cyprodinil	0,04	Fenhexamid	0,50	Fludioxonil	0,13									BE	34120307
Strawberry	3	Iprodione	0,81	Methiocarb	0,43	Pirimicarb	0,09									NL	35161856
Strawberry	2	Bupirimate	0,76	Pyrimethanil	0,23											NL	35162682
Strawberry	4	Bupirimate	0,15	Iprodione	0,46	Pirimicarb	0,07	Pyrimethanil	0,11							NL	35162704

Food item	Number of compounds	Compound 1 name	Residue level mg/kg	Compound 2 name	Residue level mg/kg	Compound 3 name	Residue level mg/kg	Compound 4 name	Residue level mg/kg	Compound 5 name	Residue level mg/kg	Compound 6 name	Residue level mg/kg	Compound 7 name	Residue level mg/kg	Origin (*)	Sample reference
Strawberry	3	Bupirimate	0,03	Pyrimethanil	0,17	Tolylfluanid	0,07									NL	35162712
Strawberry	2	Bupirimate	0,04	Iprodione	1,50											NL	35162739
Strawberry	2	Captan	0,32	Tolylfluanid	0,04											NL	35162763
Strawberry	4	Fenhexamid	0,20	Iprodione	0,58	Pirimicarb	0,08	Tolylfluanid	0,28							NL	35162798
Strawberry	4	Carbendazim	0,16	Chlorothalonil	0,13	Cyprodinil	0,04	Fludioxonil	0,05							EG	36150599
Strawberry	2	Captan	0,05	Myclobutanil	0,12											ES	36150645
Strawberry	3	Fenhexamid	0,10	Mepanipyrim	0,40	Penconazole	0,10									NL	36185031
Strawberry	6	Flutolanil	0,10	Penconazole	0,06	Pirimicarb	0,10	Pyrimethanil	0,09	Tebufenpyrad	0,09	Triadimenol	0,12			NL	36185058
Strawberry	2	Fenhexamid	0,05	Iprodione	0,21											NL	36185066
Strawberry	3	Fenhexamid	0,05	Iprodione	0,16	Tolylfluanid	0,03									NL	36185074
Strawberry	3	Bupirimate	0,25	Penconazole	0,56	Tebufenpyrad	0,10									NL	36185082
Strawberry	3	Bupirimate	0,09	Fenhexamid	0,10	Pirimicarb	0,10									NL	36185104
Strawberry	3	Bupirimate	0,13	Fenhexamid	0,10	Tolylfluanid	0,05									NL	36185155
Strawberry	2	Fenhexamid	0,10	Tolylfluanid	0,04											NL	36185163
Strawberry	3	Bupirimate	0,09	Fenhexamid	0,10	Tolylfluanid	0,05									NL	36193026
Strawberry	3	Fenhexamid	0,20	Iprodione	0,20	Tolylfluanid	0,04									NL	36193093
Strawberry	3	Captan	0,06	Penconazole	0,04	Tolylfluanid	0,04									NL	36237295
Strawberry	3	Iprodione	0,10	Pyrimethanil	0,05	Tolylfluanid	0,03									NL	36237317
Strawberry	3	Bupirimate	0,09	Fenhexamid	0,30	Pirimicarb	0,19									NL	36237392
Strawberry	2	Bupirimate	0,09	Penconazole	0,30											NL	36237538
Strawberry	2	Fenhexamid	0,05	Tolylfluanid	0,04											NL	36257997
Strawberry	3	Bupirimate	0,17	Fenhexamid	0,40	Tolylfluanid	0,05									NL	36258004
Strawberry	2	Captan	0,50	Pyrimethanil	0,14												36258063
Strawberry	2	Captan	0,04	Tolylfluanid	0,08											NL	36258071
Strawberry	3	Chlorothalonil	1,50	Endosulfan	0,04	Procymidone	0,22									FR	36260386
Strawberry	3	Iprodione	0,68	Penconazole	0,03	Tolylfluanid	0,05									NL	36260408
Strawberry	4	Captan	0,06	Fenhexamid	0,10	Penconazole	0,10	Procymidone	0,17							NL	36317361
Strawberry	2	Fenhexamid	0,25	Tolylfluanid	0,05											NL	36319038
Strawberry	4	Bupirimate	0,07	Penconazole	0,07	Tolylfluanid	0,08	Vinclozolin	0,36							NL	36319968
Strawberry	3	Deltamethrin	0,04	Endosulfan	0,06	Tolylfluanid	0,48									NL	36320001
Strawberry	4	Captan	0,08	Dichlofluanid	0,16	Iprodione	0,18	Tolylfluanid	0,16							EG	36513055
Strawberry	2	Dichlofluanid	0,06	Iprodione	0,03											EG	36545852
Strawberry	3	Captan	0,20	Carbendazim	0,17	Chlorothalonil	0,29									ES	37000159
Strawberry	5	Captan	0,24	Carbendazim	0,37	Folpet	0,56	Methomyl	0,01	Pyrimethanil	0,38					ES	37000167
Strawberry	4	Captan	0,06	Carbendazim	0,09	Dichlofluanid	0,18	Fludioxonil	0,02							EG	37000531
Strawberry	2	Carbendazim	0,07	Fenpropathrin	0,06											EG	37000558
Strawberry	4	Carbendazim	0,15	Chlorothalonil	0,45	Fenpropathrin	0,05	Pyridaben	0,36							EG	37000744
Strawberry	2	Iprodione	0,05	Pirimicarb	0,06											NL	37167282
Strawberry	3	Captan	0,03	Carbendazim	0,05	Pyridaben	0,08									EG	37205559
Strawberry	2	Methomyl	0,04	Thiabendazole	0,16											EG	37205567
Strawberry	2	Pirimicarb	0,21	Tolylfluanid	0,05											NL	37231223
Strawberry	2	Bupirimate	0,06	Pyrimethanil	0,03											NL	37305596
Strawberry	2	Bupirimate	0,07	Fenhexamid	0,14											NL	37305618
Strawberry	3	Fenhexamid	0,13	Penconazole	0,03	Tolylfluanid	0,59									NL	37305626
Strawberry	2	Pyrimethanil	0,14	Tolylfluanid	0,03											NL	37368822
Strawberry	2	Bupirimate	0,18	Tolylfluanid	0,04											NL	37368857
Strawberry	2	Iprodione	0,60	Penconazole	0,04											NL	37368881
Strawberry	2	Iprodione	0,56	Pyrimethanil	0,07											NL	37388866
Strawberry	3	Chlorpyriphos-ethyl	0,03	Cyprodinil	0,04	Fludioxonil	0,07									EG	38055232
Strawberry	3	Captan	0,17	Cyprodinil	0,03	Endosulfan	0,09									ES	38067613
Strawberry	3	Captan	0,12	Iprodione	1,60	Penconazole	0,33									NL	38163671
Strawberry	3	Bupirimate	0,09	Pyrimethanil	0,50	Tolylfluanid	0,03									NL	38168606
Strawberry	3	Bupirimate	0,03	Pyrimethanil	0,12	Tolylfluanid	0,06									NL	38247603
Strawberry	2	Bupirimate	0,12	Captan	0,21											NL	38247611
Strawberry	3	Captan	0,16	Chlorothalonil	0,03	Dichlofluanid	0,04									IL	38254979
Strawberry	3	Iprodione	0,08	Pyrimethanil	0,04	Vinclozolin	0,07									NL	38286382
Strawberry	3	Fenhexamid	0,11	Mepanipyrim	0,11	Vinclozolin	0,04									BE	38286536
Strawberry	2	Endosulfan	0,01	Mevinphos	0,11											NL	38345397
Strawberry	2	Captan	0,10	Procymidone	0,07											ES	38350021
Strawberry	2	Heptenophos	0,10	Iprodione	0,46											NL	38350153
Strawberry	2	Bupirimate	0,05	Pyrimethanil	0,74											NL	38370049
Strawberry	2	Pyrimethanil	0,09	Tolylfluanid	0,08											NL	38394193
Strawberry	2	Penconazole	0,04	Tolylfluanid	0,41											NL	38394266
Blackberry	3	Fenhexamid	0,85	Iprodione	0,62	Tolylfluanid	0,28									NL	36191201
Blackberry	2	Fenhexamid	0,35	Tolylfluanid	0,04											NL	38394215
Raspberry	2	Pirimicarb	0,04	Tolylfluanid	0,21											NL	35162755
Raspberry	3	Iprodione	0,71	Kresoxim-methyl	0,24	Tolylfluanid	0,06									NL	35162844
Raspberry	2	Dicofol	0,08	Iprodione	0,38											ES	36079681
Raspberry	2	Iprodione	2,90	Tolylfluanid	0,04											NL	36191228
Raspberry	2	Oxamyl	0,02	Permethrin	0,07											NL	36260505
Raspberry	3	Captan	1,30	Dicofol	1,70	Fenhexamid	0,80									ES	37039209
Raspberry	2	Dicofol	0,32	Iprodione	0,72											ES	37054895
Raspberry	5	Cyprodinil	0,39	Dichlofluanid	0,36	Fludioxonil	0,43	Folpet	0,17	Metalaxyl	0,04					ES	38026054
Blue bilberry	2	Captan	0,15	Iprodione	0,10											CL	36150661
Blue bilberry	2	Tolylfluanid	0,03	Vinclozolin	0,03											NL	36260467
Blue bilberry	2	Iprodione	1,80	Tolylfluanid	0,18											NL	37378658
Blue bilberry	4	Fenhexamid	3,50	Iprodione	3,20	Simazine	0,05	Tolylfluanid	0,64							NL	38157256
Currant (red, white, black)	3	Fenhexamid	0,30	Pirimicarb	0,03	Tolylfluanid	0,74									NL	35162658
Currant (red, white, black)	4	Captan	0,99	Fenhexamid	0,10	Iprodione	0,26	Tolylfluanid	0,54							NL	35162828

Food item	Number of compounds	Compound 1 name	Residue level mg/kg	Compound 2 name	Residue level mg/kg	Compound 3 name	Residue level mg/kg	Compound 4 name	Residue level mg/kg	Compound 5 name	Residue level mg/kg	Compound 6 name	Residue level mg/kg	Compound 7 name	Residue level mg/kg	Origin (*)	Sample reference
Currant (red, white, black)	3	Fenhexamid	0,30	Pirimicarb	0,07	Tolylfluanid	0,19									NL	35162852
Currant (red, white, black)	4	Captan	0,52	Iprodione	4,80	Pirimicarb	0,03	Tolylfluanid	1,00							NL	36150718
Currant (red, white, black)	4	Captan	0,04	Fenhexamid	1,70	Iprodione	2,10	Tolylfluanid	0,34							NL	36191198
Currant (red, white, black)	2	Deltamethrin	0,11	Tolylfluanid	0,09											NL	36193905
Currant (red, white, black)	2	Fenhexamid	0,90	Tolylfluanid	0,05											NL	36320036
Currant (red, white, black)	2	Fenhexamid	0,63	Tolylfluanid	1,10											NL	38168614
Currant (red, white, black)	3	Captan	0,43	Fenhexamid	0,88	Tolylfluanid	1,10									NL	38168622
Currant (red, white, black)	2	Captan	1,80	Iprodione	1,40											NL	38381091
Currant (red, white, black)	2	Iprodione	0,74	Tolylfluanid	0,24											NL	38394223
Currant (red, white, black)	3	Cyprodinil	0,03	Fenhexamid	0,39	Quinoxyfen	0,40									DE	38394274
Currant (red, white, black)	2	Fenhexamid	0,35	Tolylfluanid	0,06											NL	38394347
Currant (red, white, black)	2	Fenhexamid	0,60	Tolylfluanid	0,04											NL	38394355
Gooseberry	4	Captan	0,90	Kresoxim-methyl	0,09	Tolylfluanid	0,26	Triadimenol	0,11							NL	35162631
Gooseberry	4	Fenarimol	0,45	Kresoxim-methyl	0,12	Penconazole	0,14	Quinoxyfen	0,15							BE	36319089
Banana	2	Imazalil	0,87	Thiabendazole	0,11											EC	36517107
Banana	2	Imazalil	0,37	Thiabendazole	0,49											CO	36517204
Banana	2	Imazalil	0,06	Thiabendazole	0,64											CO	37014788
Banana	2	Imazalil	0,07	Thiabendazole	0,25											PA	37014796
Banana	2	Imazalil	0,12	Thiabendazole	0,65											CO	37014818
Banana	2	Imazalil	0,13	Thiabendazole	0,36											PA	37014826
Banana	2	Imazalil	0,06	Thiabendazole	0,16											CO	37014834
Banana	2	Imazalil	0,04	Thiabendazole	0,53											GH	37014915
Banana	2	Imazalil	0,07	Thiabendazole	0,14											CO	37014923
Banana	2	Imazalil	0,20	Thiabendazole	1,40											CO	37014931
Banana	2	Imazalil	0,07	Thiabendazole	0,24											CR	37014958
Banana	2	Imazalil	0,03	Thiabendazole	0,02											EC	37014966
Banana	2	Bitertanol	1,00	Imazalil	0,15											MQ	37014982
Banana	2	Imazalil	0,28	Thiabendazole	1,10											GH	37269115
Banana	2	Imazalil	0,59	Thiabendazole	0,50											CO	37309966
Banana	2	Imazalil	0,44	Thiabendazole	0,22											CO	37398624
Banana	2	Imazalil	0,65	Thiabendazole	0,31											CO	37398748
Banana	2	Imazalil	0,06	Thiabendazole	0,27											GH	38039172
Banana	2	Imazalil	0,36	Thiabendazole	0,16											EC	38258753
Banana	2	Imazalil	0,20	Thiabendazole	0,10											PA	38258761
Kiwi fruit	2	Quinalphos	0,03	Vinclozolin	4,10											IT	38229869
Lychee	2	Cypermethrin	0,15	Monocrotophos	0,60											TH	37216739
Mango	2	Carbendazim	0,03	Thiabendazole	0,06											BR	37408204
Mango	2	Azoxystrobine	0,59	Thiabendazole	0,09											BR	38055372
Mango	2	Imazalil	0,15	Prochloraz	1,20											ZA	38367048
Passion fruit	2	Butocarboxim	0,01	Thiabendazole	0,14											MX	37053341
Passion fruit	2	Chlorothalonil	0,07	Monocrotophos	0,04											KE	37237647
Pineapple	3	Piperonyl-butoxide	0,51	Triadimefon	0,26	Triadimenol	0,47									CR	35173668
Pineapple	6	Diazinon	0,03	Folpet	0,03	Phenylphenol(ortho-)	0,04	Piperonyl-butoxide	0,85	Triadimefon	0,28	Triadimenol	0,37			CR	36517158
Pineapple	2	Triadimefon	0,05	Triadimenol	0,17											CR	36545747
Pineapple	2	Piperonyl-butoxide	0,79	Triadimefon	0,89											CR	37039012
Pineapple	3	Imazalil	0,06	Triadimefon	0,03	Triadimenol	0,05									KE	37407208
Pineapple	3	Folpet	0,07	Triadimefon	0,07	Triadimenol	0,09									HN	37407224
Pineapple	2	Triadimefon	0,05	Triadimenol	0,13											CR	38068377
Pineapple	4	Diazinon	0,03	Folpet	0,01	Piperonyl-butoxide	0,36	Triadimefon	0,81							CR	38095358
Pineapple	2	Triadimefon	0,11	Triadimenol	0,28											CR	38172646
Other fruits/fruit products	2	Dicofol	0,05	Endosulfan	0,57											NL	24952126
Other fruits/fruit products	2	Carbaryl	0,26	Carbendazim	0,21											JM	36150904
Other fruits/fruit products	2	Carbendazim	0,07	Prochloraz	0,23											BR	37039268
Other fruits/fruit products	2	Dichlofluanid	0,05	Thiabendazole	0,46											BR	37053287
Other fruits/fruit products	2	Carbendazim	0,06	Chlorothalonil	0,02											BR	37407259
Other fruits/fruit products	2	Phenylphenol(ortho-)	0,49	Thiabendazole	2,50											IL	37513466
Other fruits/fruit products	3	Carbaryl	0,21	Carbendazim	0,14	Thiabendazole	0,07									JM	38172654
Carrot	3	Flusilazole	0,06	Metalaxyl	0,03	Pyrimethanil	0,12									ES	24769976
Carrot	2	Chlorfenvinphos	0,07	Tolylfluanid	0,04											NL	24895831
Carrot	2	Iprodione	0,11	Vinclozolin	0,19											NL	37139874
Carrot	2	Chlorfenvinphos	0,10	Tolylfluanid	0,03											NL	37140007
Carrot	2	Chlorfenvinphos	0,05	Vinclozolin	0,08											NL	37156507
Carrot	2	Chlorfenvinphos	0,04	Triadimenol	0,11											NL	37162825
Carrot	2	Chlorfenvinphos	0,13	Iprodione	0,04											NL	37162841
Carrot	2	Chlorfenvinphos	0,40	Iprodione	0,04											NL	37162892
Carrot	2	Chlorfenvinphos	0,03	Iprodione	0,03											NL	37162906
Carrot	2	Chlorfenvinphos	0,35	Tolylfluanid	0,09											NL	38368915
Celeriac	2	Iprodione	0,20	Vinclozolin	0,05											BE	38188593
Radish	2	Dithiocarbamates (as CS2)	0,20	Iprodione	0,10											NL	38369814
Tomato	3	Buprofezin	0,05	Oxadixyl	0,05	Pyriproxifen	0,03									ES	24770192
Tomato	4	Cyprodinil	0,06	Fludioxonil	0,03	Iprodione	0,16	Metalaxyl	0,03								26586607
Tomato	3	Endosulfan	0,07	Procymidone	0,06	Triadimenol	0,08										26586666
Tomato	3	Iprodione	0,06	Oxadixyl	0,05	Pyrimethanil	0,04									NL	26586771
Tomato	3	Chlorothalonil	0,30	Pyrimethanil	0,04	Pyriproxifen	0,27									ES	26586798
Tomato	3	Cyhalothrin	0,09	Flufenoxuron	0,10	Procymidone	0,17									ES	35429115
Tomato	2	Difenoconazole	0,25	Trifloxystrobine	0,50											IL	36150777
Tomato	3	Bifenthrin	0,03	Endosulfan	0,07	Procymidone	0,03									ES	36513012
Tomato	3	Chlorothalonil	0,24	Endosulfan	0,02	Folpet	0,21									ES	37000299
Tomato	4	Acrinathrin	0,03	Bromopropylate	0,04	Flutolanil	0,03	Permethrin	0,11							NL	37167967

Food item	Number of compounds	Compound 1 name	Residue level mg/kg	Compound 2 name	Residue level mg/kg	Compound 3 name	Residue level mg/kg	Compound 4 name	Residue level mg/kg	Compound 5 name	Residue level mg/kg	Compound 6 name	Residue level mg/kg	Compound 7 name	Residue level mg/kg	Origin (*)	Sample reference
Tomato	2	Bitertanol	0,23	Pyriproxifen	0,07											NL	37378534
Tomato	2	Endosulfan	0,05	Procymidone	0,08											ES	37408417
Tomato	2	Endosulfan	0,11	Triadimenol	0,05											ES	37408433
Tomato	5	Chlorothalonil	0,11	Cyprodinil	0,15	Fludioxonil	0,05	Procymidone	0,14	Pyrimethanil	0,01					ES	38066625
Tomato	2	Dichlofluanid	0,04	Procymidone	0,08											ES	38143565
Tomato	6	Carbaryl	0,01	Cyprodinil	0,07	Dichloran	0,03	Fludioxonil	0,05	Procymidone	0,13	Vinclozolin	0,02			ES	38143697
Tomato	2	Endosulfan	0,03	Triadimenol	0,07											ES	38255053
Tomato	2	Pyrimethanil	0,03	Pyriproxifen	0,05											NL	38344714
Tomato	2	Chlorothalonil	0,11	Oxadixyl	0,10											ES	38368028
Sweet pepper	2	Endosulfan	0,02	Pirimiphos-methyl	0,04											ES	36040181
Sweet pepper	4	Bifenthrin	0,07	Dithiocarbamates (as CS2)	0,10	Pirimiphos-methyl	0,03	Pyridaben	0,05							ES	36040238
Sweet pepper	3	Fludioxonil	0,05	Methomyl	0,01	Tebuconazole	0,05									ES	36150483
Sweet pepper	3	Chlorpyriphos-ethyl	0,16	Endosulfan	0,06	Methamidophos	0,26									TR	36190817
Sweet pepper	3	Bromopropylate	0,07	Endosulfan	0,11	Methamidophos	0,29									TR	36190825
Sweet pepper	6	Chlorothalonil	0,04	Cypermethrin	0,03	Fenpropathrin	0,19	Pirimiphos-methyl	0,07	Pyridaben	0,06	Tebuconazole	0,03			ES	36545674
Sweet pepper	3	Imidacloprid	0,06	Methomyl	0,04	Tebuconazole	0,03									ES	37000221
Sweet pepper	2	Endosulfan	0,02	Imidacloprid	0,19											ES	37000248
Sweet pepper	2	Endosulfan	0,02	Imidacloprid	0,02											ES	37000256
Sweet pepper	7	Acrinathrin	0,04	Bifenthrin	0,04	Cyprodinil	0,04	Fludioxonil	0,03	Imidacloprid	0,06	Pyriproxifen	0,05	Tebuconazole	0,04	ES	37000264
Sweet pepper	3	Cypermethrin	0,20	Pirimicarb	0,04	Procymidone	0,16									ES	37439533
Sweet pepper	2	Fenpropathrin	0,06	Procymidone	0,46											ES	38025899
Sweet pepper	2	Endosulfan	0,11	Pyridaben	0,03											ES	38055429
Sweet pepper	3	Fludioxonil	0,05	Iprodione	0,09	Procymidone	0,05									ES	38143638
Aubergine/egg plant	5	Carbendazim	0,12	Chlorothalonil	0,01	Dichlofluanid	0,04	Diethofencarb	0,07	Procymidone	0,09					ES	38143603
Pepper	2	Methomyl	0,01	Procymidone	0,26											NL	36150602
Pepper	5	Buprofezin	0,10	Dicofol	0,09	Endosulfan	0,34	Pirimiphos-methyl	0,69	Tetradifon	0,12					MA	36517093
Pepper	3	Chlorothalonil	2,00	Methomyl	0,09	Triadimenol	0,34									IL	37205451
Pepper	2	Methomyl	0,01	Triadimenol	0,29											IL	37205478
Pepper	4	Cypermethrin	0,78	Endosulfan	0,23	Methamidophos	0,25	Profenofos	0,25							TH	37205583
Pepper	3	Chlorpyriphos-ethyl	0,63	Cypermethrin	0,54	Methamidophos	0,15									TH	37205591
Pepper	5	Chlorpyriphos-ethyl	1,40	Endosulfan	0,66	Methomyl	0,01	Profenofos	1,90	Prothiofos	0,57					TH	37206164
Pepper	3	Endosulfan	0,16	Profenofos	0,61	Triazophos	0,31									TH	37206377
Pepper	2	Acephate	0,05	Methamidophos	0,04											MX	37216798
Pepper	3	Cypermethrin	0,06	Endosulfan	0,15	Methamidophos	0,63									TH	37218138
Pepper	2	Chlorpyriphos-ethyl	0,07	Endosulfan	0,05											TH	37218154
Pepper	3	Cypermethrin	0,84	Ethion	0,06	Methamidophos	0,27									TH	37347345
Pepper	4	Bifenthrin	0,04	Cypermethrin	0,23	Endosulfan	0,08	Methamidophos	0,42							TH	37347353
Pepper	2	Cypermethrin	0,26	Methamidophos	0,46											TH	37347361
Pepper	2	Cypermethrin	0,13	Endosulfan	0,03											TH	37347388
Pepper	6	Cyprodinil	0,07	Endosulfan	0,05	Fludioxonil	0,12	Imidacloprid	0,05	Malathion	0,17	Procymidone	0,14			ES	38367072
Pepper	2	Endosulfan	0,04	Procymidone	0,06											ES	38367099
Pepper	3	Endosulfan	0,32	Pirimiphos-methyl	0,25	Pyrimethanil	0,27									ES	38368079
Pepper	3	Carbendazim	0,32	Cypermethrin	1,50	Ethion	5,10									GB	38368648
Pepper	3	Carbendazim	0,28	Cypermethrin	1,50	Ethion	5,10									GB	38368656
Cucumber	7	Carbendazim	0,05	Cyprodinil	0,07	Diethofencarb	0,03	Fludioxonil	0,06	Metalaxyl	0,03	Oxadixyl	0,14	Procymidone	0,07	ES	26586739
Cucumber	2	Pyrimethanil	0,10	Thiabendazole	0,05											ES	35173676
Cucumber	2	Carbendazim	0,09	Chlorothalonil	0,39											GR	35430091
Cucumber	2	Endosulfan	0,03	Oxadixyl	0,09											ES	36191295
Cucumber	2	Metalaxyl	0,21	Oxadixyl	0,06											ES	36517069
Cucumber	2	Cyprodinil	0,04	Fludioxonil	0,03											ES	37000302
Cucumber	4	Cyprodinil	0,04	Fludioxonil	0,03	Methomyl	0,03	Procymidone	0,11							ES	37000701
Cucumber	2	Cyprodinil	0,05	Oxadixyl	0,08											ES	37000728
Cucumber	3	Carbendazim	0,06	Methomyl	0,10	Oxamyl	0,02									ES	37000736
Cucumber	2	Endosulfan	0,03	Oxadixyl	0,05											ES	37439517
Cucumber	4	Carbendazim	0,08	Chlorothalonil	0,07	Cyprodinil	0,03	Oxadixyl	0,05							ES	38055275
Cucumber	4	Endosulfan	0,31	Metalaxyl	0,01	Oxamyl	0,06	Triadimenol	0,16							ES	38064339
Cucumber	2	Chlorothalonil	0,05	Procymidone	0,04											ES	38143611
Cucumber	4	Carbendazim	0,12	Chlorothalonil	0,01	Procymidone	0,08	Pyrimethanil	0,05							ES	38143794
Cucumber	3	Carbendazim	0,15	Chlorothalonil	0,01	Procymidone	0,19									ES	38143808
Cucumber	2	Metalaxyl	0,05	Procymidone	0,06											ES	38143832
Melon	2	Endosulfan	0,15	Pencycuron	0,03											ES	35166696
Melon	2	Endosulfan	0,21	Procymidone	0,03											ES	36260432
Melon	4	Endosulfan	0,09	Flutolanil	0,04	Malathion	0,09	Metalaxyl	0,08							ES	36319178
Melon	3	Captan	0,06	Carbendazim	0,26	Endosulfan	0,03									CR	37039217
Melon	3	Endosulfan	0,07	Imazalil	1,20	Prochloraz	0,30									BR	37203718
Melon	2	Carbendazim	0,20	Methamidophos	0,11											BR	37203726
Melon	2	Carbendazim	0,08	Endosulfan	0,11											VE	37205389
Melon	2	Endosulfan	0,12	Methomyl	0,01											CR	37205397
Melon	2	Imazalil	1,40	Prochloraz	0,70											BR	37205672
Melon	2	Phenylphenol(ortho-)	0,18	Procymidone	0,13											FR	37398705
Melon	3	Carbendazim	0,06	Chlorothalonil	0,64	Procymidone	0,45									MA	38025953
Melon	6	Carbendazim	0,11	Chlorothalonil	0,04	Diazinon	0,03	Endosulfan	0,02	Metalaxyl	0,03	Methomyl	0,03			BR	38143735
Melon	2	Dicofol	0,06	Endosulfan	0,07											ES	38157248
Melon	2	Imazalil	0,10	Tolylfluanid	0,04											ES	38168592
Watermelon	2	Cypermethrin	0,01	Methomyl	0,01											CR	37205656
Brussels sprouts	2	Carbendazim	0,08	Chlorothalonil	0,04											NL	38368761
Other head cabbage	3	Captan	0,02	Carbendazim	0,02	Folpet	0,08									NL	38368702
Chinese Cabbage	3	Iprodione	0,16	Pirimicarb	0,05	Vinclozolin	0,16									NL	36079886
Chinese Cabbage	3	Chlorpropham	0,04	Iprodione	2,00	Vinclozolin	0,05									NL	38067559

Food item	Number of compounds	Compound 1 name	Residue level mg/kg	Compound 2 name	Residue level mg/kg	Compound 3 name	Residue level mg/kg	Compound 4 name	Residue level mg/kg	Compound 5 name	Residue level mg/kg	Compound 6 name	Residue level mg/kg	Compound 7 name	Residue level mg/kg	Origin (*)	Sample reference
Chinese Cabbage	2	Iprodione	0,13	Vinclozolin	0,15											NL	38229761
Other leafy cabbage	2	Iprodione	2,90	Vinclozolin	0,04											NL	24794156
Other leafy cabbage	2	Iprodione	6,20	Pirimicarb	0,04											NL	27574521
Other leafy cabbage	2	Iprodione	2,10	Pirimicarb	0,27											NL	27574556
Other leafy cabbage	2	Dimethoate	0,84	Omethoate	0,03											NL	36040068
Other leafy cabbage	2	Iprodione	4,00	Vinclozolin	0,11												36150513
Other leafy cabbage	2	Deltamethrin	0,03	Iprodione	6,20											NL	37140104
Other leafy cabbage	3	Chlorpropham	0,04	Iprodione	1,60	Pirimicarb	0,89									NL	37156604
Other leafy cabbage	2	Iprodione	0,12	Vinclozolin	1,70											NL	37368946
Lamb's lettuce	2	Captan	0,13	Carbofuran	0,10											NL	37167452
Lamb's lettuce	2	Captan	0,06	Iprodione	0,35											NL	37167479
Lamb's lettuce	3	Captan	0,07	Iprodione	5,90	Tolclofos-methyl	0,17									NL	38368729
Lamb's lettuce	2	Iprodione	2,50	Tolclofos-methyl	0,04											NL	38369229
Lettuce	7	Deltamethrin	0,12	Dimethoate	0,06	Iprodione	0,76	Oxadixyl	0,35	Pyrifenox	0,05	Triadimefon	0,04	Vinclozolin	1,90	FR	24770249
Lettuce	3	Cypermethrin	0,06	Iprodione	0,84	Parathion-ethyl	0,05									DE	24786439
Lettuce	3	Iprodione	1,20	Tolclofos-methyl	0,32	Vinclozolin	0,28									NL	26586941
Lettuce	2	Tolclofos-methyl	0,14	Tolylfluanid	0,04											NL	27574378
Lettuce	4	Iprodione	1,70	Pirimicarb	0,06	Tolclofos-methyl	0,41	Vinclozolin	0,06							NL	27574386
Lettuce	4	Dimethoate	0,46	Iprodione	0,19	Omethoate	0,02	Parathion-ethyl	0,13							DE	34067414
Lettuce	2	Parathion-ethyl	0,13	Pencycuron	0,02											NL	35036105
Lettuce	2	Iprodione	3,50	Vinclozolin	0,14											NL	35187022
Lettuce	5	Deltamethrin	0,07	Dithiocarbamates (as CS2)	0,60	Iprodione	10,80	Tolclofos-methyl	0,35	Vinclozolin	0,36					NL	36039922
Lettuce	2	Piperonyl-butoxide	0,49	Pirimicarb	3,30											NL	36040025
Lettuce	3	Parathion-ethyl	0,09	Piperonyl-butoxide	1,60	Pirimicarb	1,80									NL	36040033
Lettuce	3	Iprodione	0,38	Tolclofos-methyl	0,09	Vinclozolin	0,09									NL	36079878
Lettuce	2	Piperonyl-butoxide	0,35	Tolclofos-methyl	0,04											NL	36079959
Lettuce	2	Tolclofos-methyl	0,16	Vinclozolin	0,06											NL	36147113
Lettuce	2	Endosulfan	0,03	Procymidone	0,23											IT	36150785
Lettuce	2	Tolclofos-methyl	0,57	Vinclozolin	0,08											NL	36196416
Lettuce	3	Deltamethrin	0,20	Iprodione	0,56	Tolclofos-methyl	0,23									NL	36228245
Lettuce	3	Dimethoate	0,12	Tolclofos-methyl	0,08	Vinclozolin	1,50									NL	36260548
Lettuce	5	Cyprodinil	0,38	Dimethoate	0,18	Fludioxonil	0,87	Iprodione	1,50	Metalaxyl	0,04					DE	36517263
Lettuce	4	Iprodione	1,70	Tolclofos-methyl	0,17	Triadimefon	0,04	Vinclozolin	0,55							NL	37001163
Lettuce	5	Carbendazim	0,21	Iprodione	0,16	Tolclofos-methyl	0,04	Tolylfluanid	0,01	Vinclozolin	1,60					NL	37001171
Lettuce	2	Pirimicarb	0,11	Tolclofos-methyl	0,09											NL	37001295
Lettuce	4	Iprodione	0,14	Pirimicarb	0,42	Tolclofos-methyl	0,37	Vinclozolin	0,65							NL	37054925
Lettuce	2	Dimethoate	0,02	Iprodione	0,10											NL	37139726
Lettuce	2	Iprodione	3,00	Pirimicarb	0,40											NL	37139912
Lettuce	4	Deltamethrin	0,03	Iprodione	1,20	Pirimicarb	0,10	Tolclofos-methyl	0,07							NL	37140058
Lettuce	2	Tolclofos-methyl	0,04	Vinclozolin	0,04											NL	37167231
Lettuce	4	Iprodione	6,70	Pirimicarb	0,27	Tolylfluanid	0,28	Vinclozolin	0,65							NL	37167258
Lettuce	5	Deltamethrin	0,32	Iprodione	8,80	Tolclofos-methyl	0,60	Tolylfluanid	0,34	Vinclozolin	0,11					NL	37269441
Lettuce	2	Iprodione	0,03	Vinclozolin	1,30											NL	37368962
Lettuce	3	Iprodione	0,04	Tolylfluanid	0,02	Vinclozolin	0,23									NL	37371017
Lettuce	2	Iprodione	4,70	Mevinphos	0,04											NL	37371025
Lettuce	2	Iprodione	0,78	Tolclofos-methyl	0,05											NL	37398802
Lettuce	3	Pirimicarb	0,12	Tolclofos-methyl	0,62	Tolylfluanid	1,00									NL	38025996
Lettuce	2	Iprodione	0,81	Metalaxyl	0,04											BE	38055259
Lettuce	3	Iprodione	0,59	Metalaxyl	0,01	Tolclofos-methyl	0,12									NL	38067508
Lettuce	2	Tolclofos-methyl	0,08	Vinclozolin	0,78											NL	38345265
Lettuce	2	Tolclofos-methyl	0,09	Vinclozolin	0,64											NL	38345273
Lettuce	3	Dimethoate	0,07	Tolclofos-methyl	0,07	Vinclozolin	0,67									NL	38345354
Lettuce	2	Tolclofos-methyl	0,21	Vinclozolin	0,09											NL	38369016
Lettuce	3	Carbendazim	0,08	Tolclofos-methyl	0,48	Tolylfluanid	0,18									NL	38369059
Lettuce	2	Pirimicarb	0,48	Vinclozolin	0,73											NL	38369172
Lettuce	2	Metalaxyl	0,05	Tolclofos-methyl	0,18											NL	38369199
Lettuce	3	Piperonyl-butoxide	1,20	Tolclofos-methyl	0,77	Tolylfluanid	0,04									NL	38369237
Lettuce	3	Metalaxyl	0,09	Tolclofos-methyl	0,27	Vinclozolin	0,26									NL	38369253
Lettuce	2	Tolclofos-methyl	0,14	Vinclozolin	0,05											NL	38369296
Lettuce	2	Tolclofos-methyl	0,21	Vinclozolin	0,12											NL	38369318
Lettuce	3	Carbendazim	0,06	Tolclofos-methyl	0,39	Tolylfluanid	0,12									NL	38369326
Lettuce	7	Dithiocarbamates (as CS2)	0,30	Iprodione	1,70	Metalaxyl	0,03	Oxamyl	0,09	Pirimicarb	0,08	Tolclofos-methyl	0,20	Vinclozolin	0,24	NL	38369571
Lettuce	3	Iprodione	2,50	Tolclofos-methyl	0,16	Vinclozolin	0,17									NL	38369598
Lettuce	5	Dithiocarbamates (as CS2)	0,08	Iprodione	1,20	Mevinphos	0,05	Tolclofos-methyl	0,04	Vinclozolin	1,20					NL	38369601
Lettuce	2	Iprodione	4,00	Vinclozolin	0,33											NL	38369628
Lettuce	3	Iprodione	0,41	Metalaxyl	0,03	Tolylfluanid	0,07									NL	38369636
Lettuce	2	Iprodione	0,79	Vinclozolin	0,09											NL	38395084
Lettuce	3	Iprodione	0,68	Pirimicarb	0,04	Vinclozolin	0,18									NL	38395114
Lettuce	3	Iprodione	16,00	Tolclofos-methyl	0,06	Vinclozolin	1,10									NL	38395122
Lettuce	4	Chlorpropham	0,07	Deltamethrin	0,14	Iprodione	9,10	Vinclozolin	0,38							NL	38395149
Lettuce	2	Tolclofos-methyl	0,08	Vinclozolin	0,97											NL	38395157
Iceberg lettuce	2	Metalaxyl	0,03	Procymidone	0,04												26586828
Iceberg lettuce	2	Carbendazim	0,08	Procymidone	0,14											ES	37408379
Iceberg lettuce	2	Procymidone	0,06	Propoxur	0,20											ES	38026062
Iceberg lettuce	2	Cyprodinil	0,02	Metalaxyl	0,05											ES	38064312
Endive	2	Oxamyl	0,01	Pirimicarb	0,47											NL	24794105
Endive	3	Iprodione	2,00	Pirimicarb	0,13	Tolylfluanid	0,27									NL	26586836
Endive	2	Iprodione	0,88	Tolylfluanid	0,04											NL	27574408
Endive	3	Iprodione	0,07	Tolylfluanid	0,15	Vinclozolin	1,20									NL	34120439

Food item	Number of compounds	Compound 1 name	Residue level mg/kg	Compound 2 name	Residue level mg/kg	Compound 3 name	Residue level mg/kg	Compound 4 name	Residue level mg/kg	Compound 5 name	Residue level mg/kg	Compound 6 name	Residue level mg/kg	Compound 7 name	Residue level mg/kg	Origin (*)	Sample reference
Endive	2	Iprodione	0,19	Pirimicarb	0,04											NL	35135928
Endive	2	Procymidone	0,09	Vinclozolin	0,27											ES	36039957
Endive	2	Chlorothalonil	0,03	Iprodione	2,90											NL	36545836
Endive	2	Iprodione	1,20	Myclobutanil	0,21											ES	37000353
Endive	2	Captan	0,07	Pirimicarb	0,14											NL	37139661
Endive	2	Iprodione	0,35	Vinclozolin	0,16											NL	37163325
Endive	2	Iprodione	1,50	Pirimicarb	0,03											NL	37163384
Endive	2	Iprodione	0,14	Pirimicarb	0,59											NL	37163473
Endive	2	Deltamethrin	0,02	Iprodione	0,02											NL	37371149
Endive	2	Myclobutanil	0,09	Procymidone	1,50											ES	38067494
Endive	4	Captan	0,06	Iprodione	0,35	Tolylfluanid	0,02	Vinclozolin	0,09							NL	38369334
Endive	4	Captan	0,18	Chlorpropham	0,03	Tolylfluanid	0,84	Vinclozolin	0,47							NL	38395599
Endive	4	Captan	8,80	Deltamethrin	0,06	Iprodione	0,66	Pirimicarb	0,12							NL	38395637
Spinach	2	Carbofuran	0,18	Iprodione	0,17											NL	34120412
Spinach	3	Cypermethrin	0,04	Ethiofencarb	0,01	Methomyl	0,28									NL	37054976
Witloof	4	Acephate	0,07	Monocrotophos	0,07	Omethoate	0,07	Pyridaben	0,03							NL	38369768
Parsley	3	Biphenyl	0,03	Chlorpropham	0,06	Iprodione	3,50									NL	27574491
Other herbs	2	Chlorothalonil	0,04	Methomyl	0,01											IL	37054887
Beans with pod (fresh)	3	Bifenthrin	0,06	Endosulfan	0,02	Oxamyl	0,01									NL	24895777
Beans with pod (fresh)	2	Bifenthrin	0,05	Procymidone	0,07											ES	35430032
Beans with pod (fresh)	2	Carbaryl	0,05	Chlorpropham	0,04											EG	35430245
Beans with pod (fresh)	2	Carbendazim	0,13	Deltamethrin	0,03											SN	36150726
Beans with pod (fresh)	2	Deltamethrin	0,02	Oxamyl	0,18											ES	36260602
Beans with pod (fresh)	2	Bifenthrin	0,18	Tebuconazole	0,06											KE	37000566
Beans with pod (fresh)	2	Dicofol	0,30	Methomyl	0,05											KE	37039179
Beans with pod (fresh)	4	Acephate	0,41	Butocarboxim	0,01	Carbaryl	1,00	Methamidophos	0,05								37206156
Beans with pod (fresh)	2	Chlorpropham	0,05	Chlorpyriphos-ethyl	0,07											EG	37227366
Beans with pod (fresh)	3	Aniline	0,08	Captan	0,02	Endosulfan	0,04									EG	37340219
Beans with pod (fresh)	2	Teflubenzuron	0,24	Tolylfluanid	0,10											NL	37369063
Beans with pod (fresh)	2	Iprodione	0,10	Vinclozolin	0,12											NL	37398799
Green peas (fresh)	4	Captan	0,11	Chlorothalonil	0,32	Dimethoate	0,05	Endosulfan	0,06							KE	34120471
Green peas (fresh)	3	Bromopropylate	0,16	Dicofol	0,81	Methamidophos	0,05									TR	35237488
Green peas (fresh)	2	Dimethoate	0,14	Omethoate	0,03											KE	37347426
Celery	4	Chlorothalonil	0,28	Chlorpyriphos-ethyl	0,03	Dichlofluanid	0,38	Malathion	0,08							ES	35173757
Celery	3	Biphenyl	0,03	Difenoconazole	0,50	Methiocarb	0,99									ES	37000388
Celery	2	Chlorothalonil	0,61	Cypermethrin	0,09											ES	38067524
Celery	2	Chlorpropham	0,17	Procymidone	0,08											NL	38367897
Celery	2	Kresoxim-methyl	0,15	Pirimicarb	0,02											NL	38368125
Artichoke	2	Ethiofencarb	0,01	Pirimicarb	0,04											ES	37053317
Leek	3	Chlorothalonil	1,00	Kresoxim-methyl	1,00	Tolylfluanid	0,07									NL	24770125
Leek	2	Fenpropimorph	0,11	Kresoxim-methyl	0,41											NL	38163825
Other arable product	2	Malathion	0,18	Pirimiphos-methyl	0,03											EG	35166122
Other arable product	2	Ethiofencarb	0,01	Thiabendazole	0,08											TH	37206369
Other arable product	3	Carbendazim	1,80	Phenylphenol(ortho-)	0,05	Prochloraz	0,21									FR	38188534
Wheat	2	Chlormequat	0,24	Pirimiphos-methyl	0,03											DE	24047814
Wheat	3	Chlormequat	0,16	Dichlorvos	0,06	Pirimiphos-methyl	0,09									FR	24047822
Wheat	3	Chlormequat	0,10	Dichlorvos	0,06	Pirimiphos-methyl	0,07										24047849
Wheat	3	Chlormequat	0,07	Malathion	0,04	Pirimiphos-methyl	0,03									NL	27690017
Wheat	2	Bromide (inorg.)	6,00	Trinexapac-ethyl	0,01											NL	35172882
Wheat	2	Chlormequat	0,08	Trinexapac-ethyl	0,01											GB	36237805
Wheat	3	Chlormequat	0,11	Pirimiphos-methyl	0,40	Trinexapac-ethyl	0,01									DE	36237821
Wheat	3	Chlormequat	0,06	Pirimiphos-methyl	0,08	Trinexapac-ethyl	0,01									NL	36237856
Wheat	2	Bromide (inorg.)	6,50	Pirimiphos-methyl	0,06											GB	37169196
Wheat	2	Bromide (inorg.)	6,00	Malathion	0,07											DE	37169285
Wheat	2	Bromide (inorg.)	9,50	Dithiocarbamates (as CS2)	0,05											NL	37169382
Wheat	2	Chlormequat	0,23	Trinexapac-ethyl	0,01											NL	37366854
Wheat	2	Chlormequat	0,31	Trinexapac-ethyl	0,08												37366889
Wheat	2	Chlormequat	0,05	Trinexapac-ethyl	0,01												37366897
Wheat	2	Chlormequat	0,18	Trinexapac-ethyl	0,01											NL	37367036
Wheat	2	Chlormequat	0,35	Trinexapac-ethyl	0,04											NL	37367052
Wheat	2	Chlormequat	0,55	Trinexapac-ethyl	0,01											NL	37367079
Wheat	2	Chlormequat	0,12	Trinexapac-ethyl	0,02											NL	37367095
Wheat	3	Bromide (inorg.)	6,00	Chlormequat	0,16	Trinexapac-ethyl	0,02									NL	37367109
Wheat	2	Chlormequat	0,24	Trinexapac-ethyl	0,03											NL	37367214
Wheat	4	Chlormequat	0,09	Chlorpropham	0,02	Pirimiphos-methyl	0,06	Trinexapac-ethyl	0,02							NL	37367257
Wheat	2	Chlormequat	0,18	Trinexapac-ethyl	0,01											NL	37367354
Wheat	2	Chlormequat	0,20	Trinexapac-ethyl	0,01											NL	37367362
Wheat	2	Chlormequat	0,13	Trinexapac-ethyl	0,01											NL	37367389
Wheat	2	Dithiocarbamates (as CS2)	0,04	Trinexapac-ethyl	0,04											NL	37524344
Wheat	3	Chlorpyriphos-methyl	0,09	Dichlorvos	0,09	Trinexapac-ethyl	0,01									FR	37524484
Wheat	3	Chlormequat	0,06	Pirimiphos-methyl	1,70	Trinexapac-ethyl	0,01									DE	38345559
Wheat	3	Chlormequat	0,15	Dichlorvos	0,06	Pirimiphos-methyl	0,14									FR	38345567
Wheat	3	Chlormequat	0,05	Pirimiphos-methyl	0,07	Trinexapac-ethyl	0,01									DE	38370456
Wheat	3	Chlormequat	0,06	Pirimiphos-methyl	0,14	Trinexapac-ethyl	0,01									FR	38370464
Wheat	2	Chlormequat	0,05	Trinexapac-ethyl	0,01											FR	38370472
Wheat	2	Chlormequat	0,07	Trinexapac-ethyl	0,01											FR	38370499
Wheat	2	Chlormequat	0,20	Trinexapac-ethyl	0,02											NL	38370529
Wheat	2	Chlormequat	0,22	Trinexapac-ethyl	0,02											NL	38370537
Wheat	2	Chlormequat	0,10	Malathion	0,31											FR	38370553

Food item	Number of compounds	Compound 1 name	Residue level mg/kg	Compound 2 name	Residue level mg/kg	Compound 3 name	Residue level mg/kg	Compound 4 name	Residue level mg/kg	Compound 5 name	Residue level mg/kg	Compound 6 name	Residue level mg/kg	Compound 7 name	Residue level mg/kg	Origin (*)	Sample reference
Wheat	2	Chlormequat	0,16	Trinexapac-ethyl	0,01											NL	38370588
Wheat	2	Chlormequat	0,22	Trinexapac-ethyl	0,02											NL	38370596
Wheat	2	Chlormequat	0,11	Trinexapac-ethyl	0,01											DE	38370685
Wheat	3	Chlormequat	0,20	Chlorpyriphos-methyl	0,16	Pirimiphos-methyl	0,04									GB	38370804
Wheat	3	Bromide (inorg.)	5,10	Chlormequat	0,56	Trinexapac-ethyl	0,02									DE	38370812
Wheat	2	Chlormequat	0,05	Trinexapac-ethyl	0,01											NL	38370839
Wheat	3	Chlormequat	0,14	Chlorpyriphos-methyl	0,18	Pirimiphos-methyl	0,05									GB	38370847
Wheat	2	Chlormequat	0,29	Trinexapac-ethyl	0,02											NL	38370855
Wheat	4	Chlormequat	0,09	Malathion	0,08	Pirimiphos-methyl	0,09	Trinexapac-ethyl	0,01							FR	38370863
Wheat	2	Chlormequat	0,39	Trinexapac-ethyl	0,02											NL	38370944
Wheat	3	Bromide (inorg.)	5,30	Chlormequat	0,31	Trinexapac-ethyl	0,01									NL	38370952
Wheat	2	Chlormequat	0,45	Trinexapac-ethyl	0,02											NL	38370987
Wheat	2	Chlormequat	0,38	Trinexapac-ethyl	0,03											NL	38371002
Wheat	2	Chlormequat	0,53	Trinexapac-ethyl	0,02											NL	38371029
Wheat	3	Chlormequat	0,05	Pirimiphos-methyl	0,03	Trinexapac-ethyl	0,01									FR	38371037
Wheat	2	Chlormequat	0,05	Trinexapac-ethyl	0,01											FR	38371045

(*) ISO code of the country

Table G: Laboratories

Year	2001
Country	The Netherlands

Column 1	*Column 2*	*Column 3*	*Column 4*	*Column 5*	*Column 6*	*Column 7*	*Column 8*
	Workload with regard to the monitoring exercise	**Accreditation status**			**Participa-tion in proficiency tests or interlaboratory tests in 2001**	**Implementation of EU Quality control procedures** [please refer to each element as specified in the table below by giving its number]	
Name of the laboratory/ laboratories carrying out the monitoring exercise	Percentage of monitoring samples analysed	Accredita-tion achieved (Yes/No) [Please provide accr. certificates]	Date of accreditation	Accredita-tion body	Which? Scope?	Implemen-ted parts	Not implemen-ted parts
Inspectrorate for Health protection	*100*	*yes*	*18.02.1998*	*RvA*	*FAPAS, pesticide residues*	*1-10*	*6,7, partly*

EU Quality control procedures (ref. SANCO 3103/2000)

Element number	**Content**
1	Accreditation
2	Sampling, transport, processing and storage of samples
3	Pesticide standards, calibration, solutions, etc.
4	Extraction and concentration
5	Contamination and interference
6	Analytical calibration and chromatographic integratíon
7	Analytical methods and analytical performance
8	Proficiency testing and analysis of reference materials
9	Confirmation of results
10	Reporting of results