



Fluoridation Census

SEPTEMBER – 1993

U.S. DEPARTMENT OF HEALTH & HUMAN SERVICES
Public Health Service
Centers for Disease Control and Prevention
National Center for Prevention Services
Division of Oral Health
Atlanta, Georgia 30333

TABLE OF CONTENTS

	PAGE
INTRODUCTION.....	iv
METHODOLOGY.....	v
SUMMARY OF FLUORIDATION	
STATISTICS.....	vi
TABLE I Population and Percent Served with Adjusted and Natural Fluoridated Water by Region and State as of December 31, 1992.....	viii
TABLE II Number of Public Water Systems, Communities, and Population Using Adjusted and Natural Fluoridation by Region and State as of December 31, 1992.....	x
TABLE III School Population and Number of Schools Using Adjusted and Natural Fluoridation by Region and State as of December 31, 1992.....	xii
TABLE IV Population, Number of American Indian and Alaskan Native Reservations Using Adjusted and Natural Fluoridation, by Region and State as of December 31, 1992.....	xiii
TABLE V Resident Population, Number of Military Installations Using Adjusted and Natural Fluoridation, by Region and State as of December 31, 1992.....	xv
TABLE VI Number of Public Water Systems and Population Served by Each of the Major Chemicals by Regions as of December 31, 1992.....	xvii
FLUORIDATION STATISTICS CHARTS.....	xix
Chart 1 Percent of Public Water Supply Population Using Fluoridated Water and State Ranking.....	xx
Chart 2 U.S. Fluoridation Status December 31, 1992.....	xxi
Chart 3 U.S. Fluoridation Status by DHHS Region December 31, 1992.....	xxii
Chart 4 Fluoridation Growth, by Population United States, 1945-1992.....	xxiii
Chart 5 U.S. Population on Public Water Systems.....	xxiv
Chart 6 Total U.S. Population Year 1992.....	xxv
Chart 7 Total Public Water Supply Population Year 1992.....	xxvi
Chart 8 Number of Public Water Systems EPA Data 1992.....	xxvii
Chart 9 Number of Fluoridated Public Water Systems Fluoridation Census 1992 - Summary.....	xxviii
Chart 10 Type of Public Water Systems Fluoridating Year 1992.....	xxix
Chart 11 Fluoridation Adjusted and Natural Fluoridation Census 1992 - Summary.....	xxx

**STATES USING FLUORIDATED WATER, ADJUSTED AND NATURAL. POPULATION SERVED
FLUORIDATED DRINKING WATER BY COMMUNITY, WITHIN STATE.....1008**

Alabama.....	1009
Alaska.....	1019
Arizona.....	1025
Arkansas.....	1028
California.....	1034
Colorado.....	1039
Connecticut.....	1046
Delaware.....	1050
District of Columbia.....	1051
Florida.....	1052
Georgia.....	1059
Hawaii.....	1072
Idaho.....	1073
Illinois.....	1075
Indiana.....	1121
Iowa.....	1138
Kansas.....	1161
Kentucky.....	1169
Louisiana.....	1178
Maine.....	1183
Maryland.....	1187
Massachusetts.....	1193
Michigan.....	1198
Minnesota.....	1210
Mississippi.....	1237
Missouri.....	1243
Montana.....	1255
Nebraska.....	1257
Nevada.....	1262
New Hampshire.....	1263
New Jersey.....	1264
New Mexico.....	1268
New York.....	1271
North Carolina.....	1296
North Dakota.....	1310
Ohio.....	1318
Oklahoma.....	1338
Oregon.....	1344
Pennsylvania.....	1346
Rhode Island.....	1369
South Carolina.....	1370
South Dakota.....	1372
Tennessee.....	1385
Texas.....	1395
Utah.....	1414
Vermont.....	1415
Virginia.....	1417
Washington.....	1428
West Virginia.....	1431
Wisconsin.....	1438
Wyoming.....	1454

METHODOLOGY

A computer printout of the fluoridation status for each state as it was collected for the 1989 Fluoridation Census Summary was forwarded to every state health department as a guide to updating information for the Fluoridation Census 1992 Summary. They were requested to update, change, and verify the information presented and to include new fluoridation installations while deleting those that were inappropriate. A request was made to update the population figures to reflect 1992 census estimates. This information was then submitted for the Fluoridation Census 1992: States were asked to report each fluoridated water system and the communities each system served; the status of fluoridation, adjusted, consecutive, or natural; the system from which water was purchased, if consecutive; the population receiving fluoridated water; the date on which fluoridation started; and the chemical used for fluoridation, if adjusted.

The updated information was returned to CDC where a master file was created to incorporate the new format and to reflect changes made in the previous data provided by state health officials. The states were informed that unless they made specific changes in their state's printout, the data on the existing printout would be used in the publication of the Fluoridation Census 1992 Summary. In essence, this publication is a report of the status of fluoridation made by the states, and the data herewith reported have been provided by the individual states.

Previous Status Reports were:

Fluoridation Census, 1967, Division of Dental Health, National Institutes of Health, U.S. Department of Health, Education, and Welfare. U.S. Government Printing Office Publication #1968 0-310-023.

Fluoridation Census, 1969, Division of Dental Health, National Institutes of Health, U.S. Department of Health, Education, and Welfare. Natural Fluoride Content of Community Water Supplies, Division of Dental Health, NIH, DHEW. U.S. Government Printing Office Publication #1970 0-380-791.


Fluoridation Census, 1975, Dental Disease Prevention Activity, Bureau of State Services, Center for Disease Control, Public Health Service, U.S. Department of Health, Education, and Welfare. U.S. Government Printing Office Publication # 1977 - 740-116/3782, Region No. 4.

Fluoridation Census, 1980, Dental Disease Prevention Activity, Center for Prevention Services, Centers for Disease Control, Public Health Service, U.S. Department of Health and Human Services. U.S. Government Printing Office Publication #1984 - 751-641, Region No. 4.

Fluoridation Census, 1985, Dental Disease Prevention Activity, Center for Prevention Services, Centers for Disease Control, Public Health Service, U.S. Department of Health and Human Services. U.S. Government Printing Office Publication # 1988 - 535-439.

Fluoridation Census Summary, 1988, Dental Disease Prevention Activity, Center for Prevention Services, Centers for Disease Control, Public Health Service, U.S. Department of Health and Human Services.

Fluoridation Census 1989 - Summary, Dental Disease Prevention Activity, National Center for Prevention Services, Centers for Disease Control, Public Health Service, U.S. Department of Health and Human Services.



SUMMARY OF FLUORIDATION STATISTICS

TABLE 1
POPULATION AND PERCENT SERVED WITH ADJUSTED AND NATURAL FLUORIDATED
WATER BY REGION AND STATE AS OF DECEMBER 31, 1992

	TOTAL POPULATION*	POPULATION BY PUBLIC WATER SUPPLY**	POPULATION FLUORIDATED WATER	% PUBLIC WATER SUPPLY POPULATION DRINKING FLUORIDATED WATER	RANK
UNITED STATES	258,544,000	232,438,000	144,217,476	62.1	
REGION I	13,200,000	11,648,000	7,606,940	65.3	
CONNECTICUT*	3,281,000	2,716,000	2,334,340	85.9	16
MAINE*	1,235,000	787,000	439,266	55.8	36
MASSACHUSETTS	5,998,000	5,998,000	3,418,594	57.0	35
NEW HAMPSHIRE	1,111,000	735,000	176,293	24.0	46
RHODE ISLAND	1,005,000	1,005,000	1,005,000	100.0	1
VERMONT	570,000	407,000	233,447	57.4	34
REGION II	29,532,000	27,890,000	15,436,288	55.8	
NEW JERSEY*	7,789,000	7,560,000	1,227,323	16.2	47
NEW YORK*	18,119,000	16,776,000	11,687,653	69.7	24
REGION III	26,384,000	22,769,000	14,962,052	65.7	
DELAWARE*	689,000	653,000	439,871	67.4	25
DISTRICT OF COLUMBIA	589,000	589,000	589,000	100.0	1
MARYLAND*	4,908,000	4,007,000	3,438,289	85.8	17
PENNSYLVANIA*	12,090,000	10,768,000	5,483,381	50.9	39
VIRGINIA*	6,377,000	5,297,000	3,817,138	72.1	22
WEST VIRGINIA	1,812,000	1,455,000	1,194,373	82.1	19
REGION IV	46,206,000	42,062,000	32,247,674	76.7	
ALABAMA	4,136,000	4,010,000	3,311,633	82.6	18
FLORIDA	13,480,000	13,480,000	7,853,197	58.3	32
GEORGIA	6,751,000	6,122,000	5,638,324	92.1	10
KENTUCKY	3,755,000	3,585,000	3,585,000	100.0	1
MISSISSIPPI	2,614,000	2,524,000	1,222,371	48.4	41
NORTH CAROLINA	6,843,000	4,856,000	3,810,152	78.5	21
SOUTH CAROLINA*	3,603,000	2,845,000	2,559,608	90.0	13
TENNESSEE	5,024,000	4,640,000	4,267,389	92.0	11
REGION V	47,233,000	37,615,000	34,648,771	82.1	
ILLINOIS	11,631,000	10,718,000	10,200,933	95.2	7
INDIANA	5,662,000	3,848,000	3,795,438	96.6	5
MICHIGAN	9,437,000	7,007,000	6,200,322	88.5	14
MINNESOTA*	4,480,000	3,472,000	3,241,845	93.4	8
OHIO	11,016,000	9,328,000	8,195,177	87.9	15
WISCONSIN	5,007,000	3,242,000	3,015,056	93.0	9

*Based on 1992 Bureau of Census estimates

**Federal Reporting Data System PWS service populations exceeded the Bureau of Census estimates for AR, CA, DC, FL, HI, LA, MA, NV, OK, RI, UT, & PR.

+Data for these States based on EPA data with no update of new systems.

TABLE 1 (CONTINUED)
POPULATION AND PERCENT SERVED WITH ADJUSTED AND NATURAL FLUORIDATED
WATER BY REGION AND STATE AS OF DECEMBER 31, 1992

	TOTAL POPULATION*	POPULATION BY PUBLIC WATER SUPPLY**	POPULATION FLUORIDATED WATER	% PUBLIC WATER SUPPLY POPULATION DRINKING FLUORIDATED WATER	RANK
UNITED STATES	258,544,000	232,438,000	144,217,476	62.1	
REGION VI	29,135,000	28,403,000	17,530,909	61.7	
ARKANSAS*	2,399,000	2,399,000	1,407,811	58.7	30
LOUISIANA	4,287,000	4,287,000	2,386,371	55.7	37
NEW MEXICO	1,581,000	1,364,000	903,202	66.2	26
OKLAHOMA*	3,212,000	3,212,000	1,863,547	58.0	33
TEXAS*	17,656,000	17,141,000	10,969,978	64.0	27
REGION VII	12,134,000	10,334,000	7,436,187	72.0	
IOWA	2,812,000	2,322,000	2,122,803	91.4	12
KANSAS	2,523,000	2,204,000	1,287,562	58.4	31
MISSOURI	5,193,000	4,504,000	3,215,729	71.4	23
NEBRASKA	1,606,000	1,304,000	810,093	62.1	28
REGION VIII	7,720,000	7,051,000	4,162,363	59.0	
COLORADO	3,470,000	3,333,000	2,722,749	81.7	20
MONTANA*	824,000	575,000	149,108	25.9	44
NORTH DAKOTA	636,000	518,000	499,423	96.4	6
SOUTH DAKOTA	711,000	591,000	591,000	100.0	1
UTAH	1,613,000	1,613,000	49,955	3.1	50
WYOMING	466,000	421,000	150,128	35.7	43
REGION IX	37,233,000	36,859,000	6,663,813	18.1	
ARIZONA	3,832,000	3,263,000	1,627,691	49.9	40
CALIFORNIA*	30,867,000	30,867,000	4,857,644	15.7	48
HAWAII	1,160,000	1,160,000	150,644	13.0	49
NEVADA	1,327,000	1,327,000	27,934	2.1	51
REGION X	9,767,000	7,807,000	3,522,379	45.1	
ALASKA*	587,000	500,000	306,019	61.2	29
IDAHO	1,067,000	763,000	368,736	48.3	42
OREGON*	2,977,000	2,230,000	552,329	24.8	45
WASHINGTON	5,136,000	4,314,000	2,295,296	53.2	38

*Based on 1992 Bureau of Census estimates

**Federal Reporting Data System FWS service populations exceeded the Bureau of Census estimates for AR, CA, DC, FL, HI, LA, MA, NV, OK, RI, UT, & PR.

+Data for these States based on EPA data with no update of new systems.

TABLE II
NUMBER OF PUBLIC WATER SYSTEMS, COMMUNITIES, AND POPULATIONS USING
ADJUSTED AND NATURAL FLUORIDATION BY REGION AS OF DECEMBER 31, 1992

	USING ADJUSTED			USING NATURAL		
	SYSTEMS*	COMMUNITIES	POPULATION	SYSTEMS*	COMMUNITIES	POPULATION
UNITED STATES	10,567	8,572	134,657,132	3,784	1,924	10,011,861
REGION I	279	356	7,696,905	133	6	28,703
CONNECTICUT	37	88	2,333,310	4	1	1,030
MAINE	66	91	439,266	0	0	0
MASSACHUSETTS	77	115	3,418,472	3	3	122
NEW HAMPSHIRE	12	9	148,742	126	2	27,551
RHODE ISLAND	19	20	1,123,668	0	0	0
VERMONT	68	33	233,447	0	0	0
REGION II	727	706	15,321,307	19	23	114,981
NEW JERSEY	28	66	1,113,878	15	20	113,445
NEW YORK	660	598	11,686,117	4	3	1,536
REGION III	718	1,014	14,953,915	269	89	303,137
DELAWARE	9	11	432,700	5	3	7,171
DISTRICT OF COLUMBIA	2	1	589,000	0	0	0
MARYLAND	100	74	3,389,676	54	34	48,613
PENNSYLVANIA	149	558	5,483,381	0	0	0
VIRGINIA	140	215	3,570,444	209	51	246,694
WEST VIRGINIA	317	155	1,193,714	1	1	659
REGION IV	2,261	1,569	30,569,939	306	127	1,701,715
ALABAMA	270	225	3,348,700	29	21	62,933
FLORIDA	117	137	6,924,092	32	35	929,105
GEORGIA	329	297	5,612,732	10	9	25,592
KENTUCKY	536	219	3,607,081	3	0	1899
MISSISSIPPI	228	122	1,117,726	52	12	104,645
NORTH CAROLINA	256	285	3,619,551	46	48	190,601
SOUTH CAROLINA	171	43	2,172,668	134	2	386,940
TENNESSEE	354	241	4,267,389	0	0	0
REGION V	3,637	2,868	33,384,478	843	510	1,264,293
ILLINOIS	1,395	1,014	9,758,219	170	127	442,714
INDIANA	456	326	3,530,385	95	80	265,053
MICHIGAN	372	243	6,075,699	104	52	124,623
MINNESOTA	668	651	3,237,845	14	12	4,000
OHIO	416	361	7,944,697	307	114	250,480
WISCONSIN	330	273	2,837,633	153	125	177,423

*Note: Systems refers to fluoridating systems plus consecutive systems.

TABLE II (CONTINUED)
NUMBER OF PUBLIC WATER SYSTEMS, COMMUNITIES, AND POPULATIONS USING
ADJUSTED AND NATURAL FLUORIDATION BY REGION AS OF DECEMBER 31, 1992

	USING ADJUSTED			USING NATURAL		
	SYSTEMS*	COMMUNITIES	POPULATION	SYSTEMS*	COMMUNITIES	POPULATION
UNITED STATES	10,567	8,572	134,657,132	3,784	1,924	10,011,861
REGION VI	863	497	13,801,367	851	402	3,732,542
ARKANSAS	193	119	1,392,672	20	9	18,139
LOUISIANA	84	76	2,026,465	111	31	359,906
NEW MEXICO	73	18	615,717	137	42	287,485
OKLAHOMA	174	103	1,752,530	55	36	111,017
TEXAS	339	181	8,013,983	528	284	2,955,995
REGION VII	815	769	6,781,693	438	355	654,494
IOWA	379	388	1,815,756	223	174	307,047
KANSAS	155	109	1,125,379	83	75	162,183
MISSOURI	222	213	3,066,063	82	64	149,666
NEBRASKA	59	59	774,495	50	42	35,598
REGION VIII	655	470	3,156,819	657	264	1,016,413
COLORADO	156	64	1,911,725	298	106	811,024
MONTANA	39	6	53,391	119	20	95,717
NORTH DAKOTA	170	130	478,399	65	51	21,024
SOUTH DAKOTA	266	255	562,963	102	57	38,906
UTAH	12	5	39,155	19	9	10,800
WYOMING	12	10	111,186	54	21	38,942
REGION IX	180	96	5,878,240	186	82	785,673
ARIZONA	73	8	1,282,425	137	48	345,266
CALIFORNIA	85	82	4,442,846	32	29	414,798
HAWAII	10	3	150,290	1	1	354
NEVADA	12	3	2,679	16	4	25,255
REGION X	432	227	3,112,469	82	66	409,810
ALASKA	209	135	306,019	0	0	0
IDAHO	19	6	64,183	46	34	304,552
OREGON	37	30	509,464	20	20	42,865
WASHINGTON	167	56	2,232,803	16	12	62,493

*Note: Systems refers to fluoridating systems plus consecutive systems.

TABLE III
SCHOOL POPULATION AND NUMBER OF SCHOOLS USING ADJUSTED
AND NATURAL FLUORIDATION BY REGION AND STATE AS OF DECEMBER 31, 1992

	USING ADJUSTED*		USING NATURAL*	
	POPULATION	NUMBER OF SCHOOLS	POPULATION	NUMBER OF SCHOOLS
UNITED STATES	109,408	319	8,027	11
REGION I	6,000	24	0	0
VERMONT	6,000	24	0	0
REGION III	3,407	6	0	0
VIRGINIA	3,020	5	0	0
WEST VIRGINIA	387	1	0	0
REGION IV	48,895	154	0	0
KENTUCKY	28,358	89	0	0
NORTH CAROLINA	20,987	64	0	0
SOUTH CAROLINA	450	1	0	0
REGION V	43,733	126	5,881	1
INDIANA	34,570	78	0	0
MINNESOTA	1,543	5	0	0
WISCONSIN	7,620	43	5,881	1
REGION VI	1,410	2	1,045	6
NEW MEXICO	1,410	2	1,045	6
REGION VII	0	0	441	1
MISSOURI	0	0	441	1
REGION IX	170	1	660	3
ARIZONA	170	1	660	3
REGION X	393	5	0	0
ALASKA	393	5	0	0

*Schools are fluoridated at 4.5 times the recommended optimal level for communities.
Note: Schools include all American Indian and Alaskan Native Reservation Schools

TABLE IV
POPULATION, NUMBER OF AMERICAN INDIAN AND ALASKAN NATIVE
RESERVATIONS USING ADJUSTED AND NATURAL FLUORIDATION, BY REGION AND STATE AS OF
DECEMBER 31, 1992

SYSTEMS				
	ADJUSTED		NATURAL	
	POPULATION	NUMBER OF SYSTEMS	POPULATION	NUMBER OF SYSTEMS
UNITED STATES	330,456	470	28,775	103
REGION I	1,225	4	0	0
MAINE	1,225	4	0	0
REGION IV	3,728	7	0	1
FLORIDA	N/R	2	0	0
MISSISSIPPI	3,667	3	0	0
NORTH CAROLINA	61	5	N/R	1
REGION V	8,537	12	0	0
WISCONSIN	8,537	12	0	0
REGION VI	55,974	48	10,167	30
NEW MEXICO	55,094	46	10,167	30
OKLAHOMA	880	2	0	0
REGION VII	7,497	6	0	0
IOWA	240	1	0	0
MISSOURI	4,080	1	0	0
NEBRASKA	3,177	4	0	0
REGION VIII	51,496	113	8,052	25
COLORADO	1,400	1	0	0
MONTANA	6,904	22	5,579	20
NORTH DAKOTA	11,163	14	84	1
SOUTH KAKOTA	23,937	65	84	1
UTAH	5,155	7	1700	2
WYOMING	2,937	4	689	2
REGION IX	89,426	89	10,106	46
ARIZONA	80,867	67	9,399	42
CALIFORNIA	6,175	22	100	1
NEVADA	2,384	10	607	3
REGION X	112,573	181	450	1
ALASKA	50,822	140	0	0
IDAHO	1,434	5	0	0
OREGON	3,480	5	0	0
WASHINGTON	56,837	31	450	1

TABLE IV (CONTINUED)
POPULATION, NUMBER OF AMERICAN INDIAN AND ALASKAN NATIVE
RESERVATIONS USING ADJUSTED AND NATURAL FLUORIDATION, BY REGION AND STATE AS OF
DECEMBER 31, 1992

SCHOOLS*				
	ADJUSTED		NATURAL	
	POPULATION	NUMBER OF SYSTEMS	POPULATION	NUMBER OF SCHOOLS
UNITED STATES	1,973	8	8,024	11
REGION V	0	0	5,881	1
WISCONSIN	0	0	5,881	1
REGION VI	1,410	2	1,045	6
NEW MEXICO	1,410	2	1,045	6
REGION VII	0	0	441	1
MISSOURI	0	0	441	1
REGION IX	170	1	660	3
ARIZONA	170	1	660	3
REGION X	393	5	0	0
ALASKA	393	5	0	0

*Schools are fluoridated at 4.5 times the recommended optimal level for communities.

TABLE V
RESIDENT POPULATION, NUMBER OF MILITARY INSTALLATIONS USING
ADJUSTED AND NATURAL FLUORIDATION, BY REGION AND STATE, AS OF DECEMBER 31, 1992

	ADJUSTED		NATURAL	
	RESIDENT POPULATION USING ADJUSTED	INSTALLATIONS ADJUSTED	RESIDENT POPULATION USING ADJUSTED	INSTALLATIONS NATURAL
UNITED STATES	1,366,801	133	78,526	18
REGION I	18,225	5	0	0
MAINE	10,200	2	0	0
MASSACHUSETTS	8,000	2	0	0
NEW HAMPSHIRE	25	1	0	0
REGION II	46,952	6	0	0
NEW JERSEY	37,352	3	0	0
NEW YORK	9,600	3	0	0
REGION III	70,117	11	2,027	2
DELAWARE	6,400	2	0	0
MARYLAND	52,003	7	2,027	2
VIRGINIA	11,714	2	0	0
REGION IV	565,871	42	8,287	2
ALABAMA	61,323	4	0	0
FLORIDA	95,174	11	5,100	1
GEORGIA	92,664	6	0	0
KENTUCKY	65,800	2	0	0
MISSISSIPPI	14,390	3	0	0
NORTH CAROLINA	128,200	7	0	0
SOUTH CAROLINA	47,201	6	3,187	1
TENNESSEE	61,119	3	0	0
REGION V	71,506	9	1,500	1
ILLINOIS	50,306	5	139	1
INDIANA	1,500	1	0	0
MICHIGAN	19,700	3	0	0
OHIO	0	0	1,500	1

TABLE V (CONTINUED)
 RESIDENT POPULATION, NUMBER OF MILITARY INSTALLATIONS USING
 ADJUSTED AND NATURAL FLUORIDATION, BY REGION AND STATE, AS OF DECEMBER 31, 1992

	ADJUSTED		NATURAL	
	RESIDENT POPULATION USING ADJUSTED	INSTALLATIONS ADJUSTED	RESIDENT POPULATION USING ADJUSTED	INSTALLATION NATURAL
UNITED STATES	1,366,801	133	78,526	18
REGION VI	190,618	23	25,824	5
ARKANSAS	15,210	2	0	0
LOUISIANA	33,500	3	9,958	1
NEW MEXICO	0	0	10,366	2
OKLAHOMA	16,096	5	0	0
TEXAS	125,812	13	5,500	2
REGION VII	64,837	5	4,000	1
KANSAS	33,350	3	0	0
MISSOURI	22,500	1	4,000	1
NEBRASKA	8,787	1	0	0
REGION VIII	35,738	5	5,938	1
MONTANA	0	0	5,938	1
NORTH DAKOTA	18,438	2	0	0
SOUTH DAKOTA	5,000	1	0	0
UTAH	12,300	2	0	0
REGION IX	189,595	14	30,850	6
ARIZONA	0	0	26,100	5
HAWAII	150,290	10	0	0
NEVADA	0	0	4,850	1
REGION X	113,542	13	0	0
ALASKA	50,180	9	0	0
IDAHO	7,500	1	0	0
WASHINGTON	55,862	3	0	0

TABLE VI
NUMBER OF PUBLIC WATER SUPPLY SYSTEMS AND POPULATION SERVED BY EACH
OF THE MAJOR CHEMICALS BY REGION AS OF DECEMBER 31, 1992

	HYDROFLUOSILICIC ACID		SODIUM SILICOFLUORIDE		SODIUM FLUORIDE	
	POPULATION	#SYSTEMS	POPULATION	#SYSTEMS	POPULATION	#SYSTEMS
UNITED STATES	80,019,175	5,876	36,084,896	1,635	11,701,979	2,491
REGION I	4,736,306	114	1,988,226	30	966,684	133
CONNECTICUT	1,646,087	24	557,015	5	130,208	7
MAINE	284,826	36	72,500	2	81,940	28
MASSACHUSETTS	2,495,446	25	292,732	5	630,294	47
NEW HAMPSHIRE	91,842	5	0	0	56,900	7
RHODE ISLAND	108,000	1	1,010,979	16	0	0
VERMONT	110,105	22	56,000	2	67,342	44
REGION II	4,839,795	557	7,976,775	68	2,769,723	88
NEW JERSEY	1,195,034	18	291,600	3	81,628	6
NEW YORK	3,644,761	539	7,685,175	65	166,783	39
REGION III	9,289,000	241	2,003,937	118	1,432,372	235
DELAWARE	0	0	140,000	1	43,400	5
DISTRICT OF COLUMBIA	589,000	1	0	0	0	0
MARYLAND	2,065,870	56	130,353	7	38,350	12
PENNSYLVANIA	3,990,234	82	553,395	28	275,545	25
VIRGINIA	1,923,764	62	853,330	30	742,571	45
WEST VIRGINIA	425,132	38	326,859	52	332,506	148
REGION IV	17,535,473	973	9,179,780	495	2,883,160	692
ALABAMA	3,205,354	261	33,329	5	0	0
FLORIDA	3,812,672	77	2,593,842	10	49,336	6
GEORGIA	3,613,774	140	952,788	47	1,046,170	142
KENTUCKY	2,365,221	245	993,673	115	243,570	173
MISSISSIPPI	14,305	6	330,811	9	712,398	184
NORTH CAROLINA	1,811,812	108	1,015,850	14	400,849	97
SOUTH CAROLINA	1,024,301	59	928,312	85	217,617	26
TENNESSEE	1,688,034	77	2,331,175	210	213,229	64
REGION V	25,987,626	2,662	6,116,741	293	1,134,993	607
ILLINOIS	9,027,958	1,104	421,751	62	237,480	197
INDIANA	1,527,560	116	1,287,856	47	721,750	291
MICHIGAN	5,335,497	298	609,621	47	38,239	10
MINNESOTA	3,127,386	615	218,379	17	45,469	32
OHIO	4,716,265	278	3,031,885	96	56,057	24
WISCONSIN	2,252,960	251	547,249	24	35,998	53

Note: Chemical used was not indicated for all systems, so these data are not consistent with other summary tables.

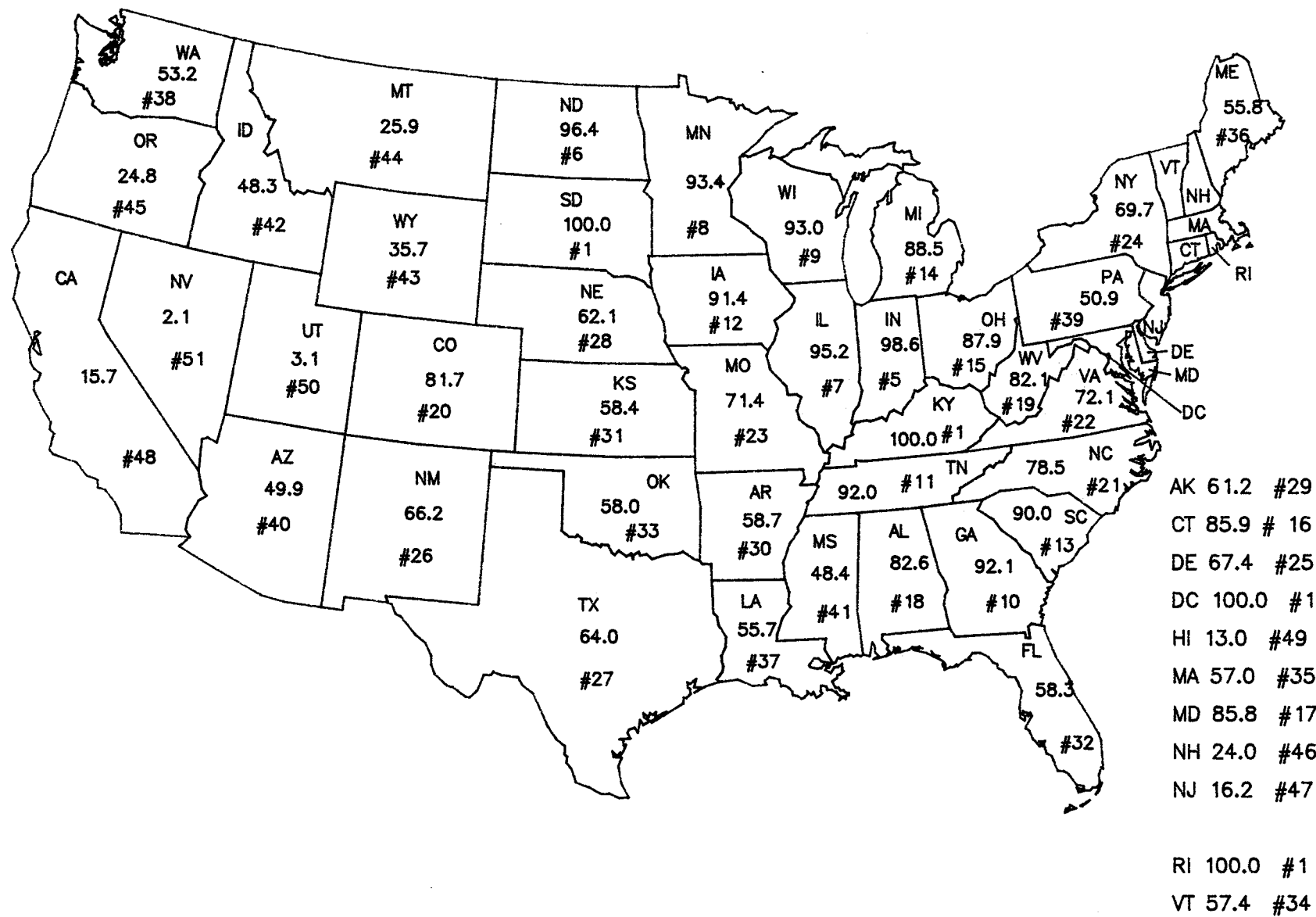
TABLE VI (CONTINUED)
NUMBER OF PUBLIC WATER SUPPLY SYSTEMS AND POPULATION SERVED BY EACH
OF THE MAJOR CHEMICALS BY REGION AS OF DECEMBER 31, 1992

	HYDROFLUOSILICIC ACID		SODIUM SILICOFLUORIDE		SODIUM FLUORIDE	
	POPULATION	# SYSTEMS	POPULATION	# SYSTEMS	POPULATION	# SYSTEMS
UNITED STATES	80,019,175	5,876	36,084,886	1,635	11,701,979	2,491
REGION VI	8,739,531	430	4,321,675	278	761,253	133
ARKANSAS	898,064	85	641,067	101	7,342	6
LOUISIANA	2,026,465	84	0	0	0	0
NEW MEXICO	435,736	4	18,626	2	161,355	67
OKLAHOMA	196,636	34	1,317,905	118	220,989	21
TEXAS	5,182,630	223	2,344,077	57	371,567	39
REGION VII	5,145,169	519	1,227,616	118	413,125	150
IOWA	1,419,210	347	375,414	20	19,610	11
KANSAS	406,295	51	652,300	74	30,261	8
MISSOURI	2,542,977	76	164,337	18	358,749	128
NEBRASKA	776,687	45	35,565	6	4,505	3
REGION VIII	504,935	270	2,345,159	181	259,195	155
COLORADO	84,500	4	1,727,885	116	87,140	31
MONTANA	0	0	37,867	11	15,228	27
NORTH DAKOTA	174,743	118	275,858	23	26,630	23
SOUTH DAKOTA	232,392	145	187,300	23	114,465	65
UTAH	4,300	2	17,000	1	12,795	5
WYOMING	9,000	1	99,249	7	2,937	4
REGION IX	1,734,107	15	150,458	2	366,745	103
ARIZONA	919,930	2	150,458	2	207,437	62
CALIFORNIA	814,177	13	0	0	6,609	20
HAWAII	0	0	0	0	150,290	10
NEVADA	0	0	0	0	2,409	11
REGION X	1,507,233	85	773,529	52	714,720	195
ALASKA	0	0	0	0	220,705	125
IDAHO	0	0	42,215	8	5,943	8
OREGON	26,989	2	466,419	26	16,056	9
WASHINGTON	1,480,244	93	264,895	18	472,016	53

Note: Chemical used was not indicated for all systems, so these data are not consistent with other summary tables.

Chart 1

PERCENT OF PUBLIC WATER SUPPLY POPULATION USING FLUORIDATED WATER AND STATE RANK



CDC/NCPS/DOH

U.S. FLUORIDATION STATUS BY DHHS REGION

Chart 2

	UNITED STATES TOTAL POPULATION	P.W. SYSTEM POPULATION	POPULATION FLUORIDATED WATER	PERCENT P.W.S. FLUORIDATED	PERCENT TOTAL FLUORIDATED
DECEMBER 31, 1989	248,243,000	220,179,000	135,256,757	61.4	54.5
DECEMBER 31, 1992	258,544,000	232,438,000	144,217,476	62.1	55.8

CDC/NCPS/DOH

U.S. FLUORIDATION STATUS

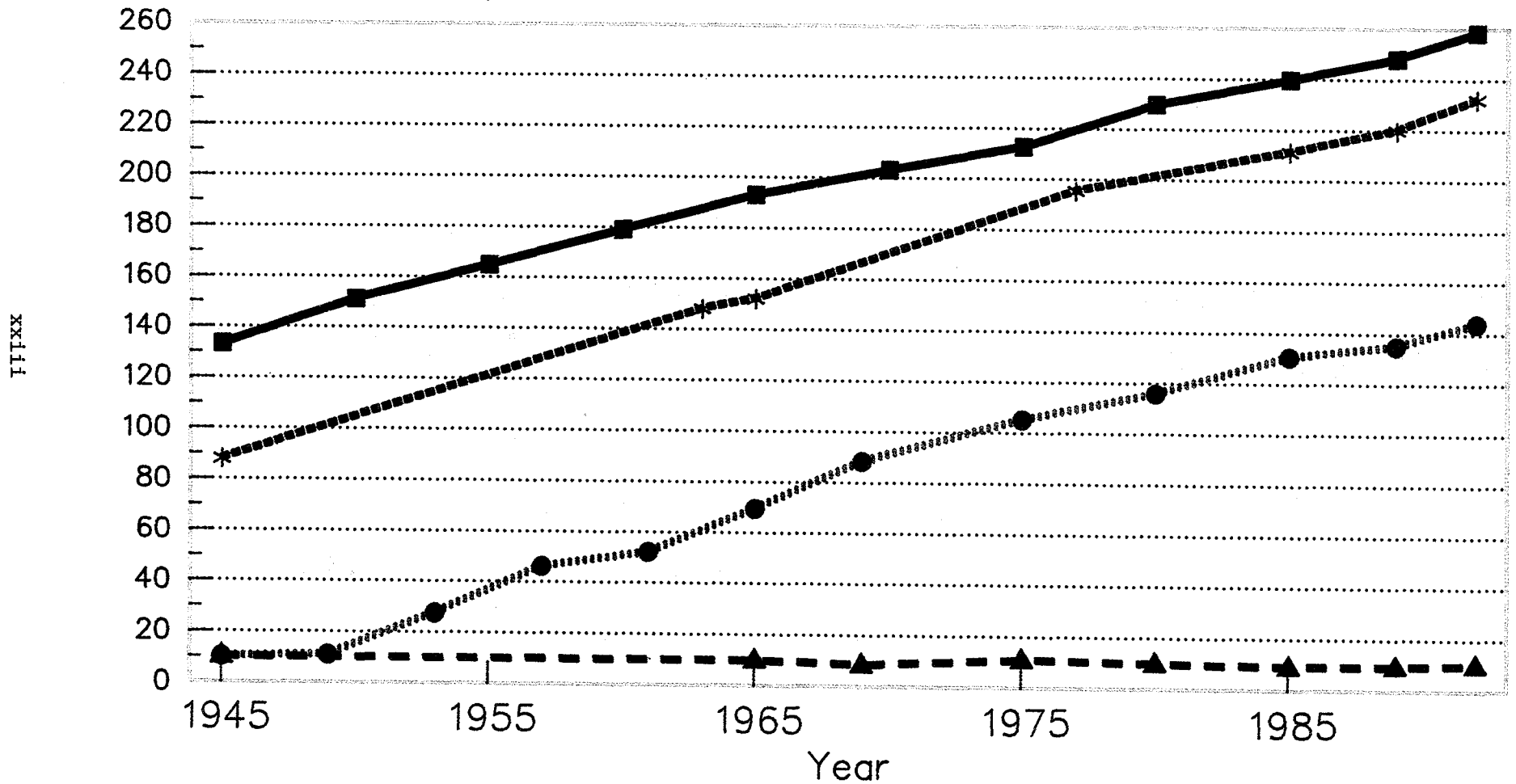
BY DHHS REGION

DECEMBER 31, 1992

	TOTAL POPULATION	P.W. SYSTEM POPULATION	POPULATION FLUORIDATED WATER	PERCENT P.W.S. FLUORIDATED	PERCENT TOTAL FLUORIDATED
UNITED STATES	258,544,000	232,438,000	144,217,476	62.1	55.8
REGION I	13,200,000	11,648,000	7,606,940	65.3	57.6
REGION II	29,532,000	27,890,000	15,436,288	55.3	52.3
REGION III	26,384,000	22,769,000	14,962,052	65.7	56.7
REGION IV	46,206,000	42,062,000	32,247,674	76.7	69.8
REGION V	47,233,000	37,615,000	34,648,771	92.1	73.4
REGION VI	29,135,000	28,403,000	17,530,909	61.7	60.2
REGION VII	12,134,000	10,334,000	7,436,187	72.0	61.3
REGION VIII	7,720,000	7,051,000	4,162,363	59.0	53.9
REGION IX	37,233,000	36,859,000	6,663,913	18.1	17.9
REGION X	9,767,000	7,807,000	3,522,379	45.1	36.1

Fluoridation Growth, by Population, United States, 1945–1992

Population (Millions)



Total U.S. Population



Public Water Supply
Population



Total F Water
Population

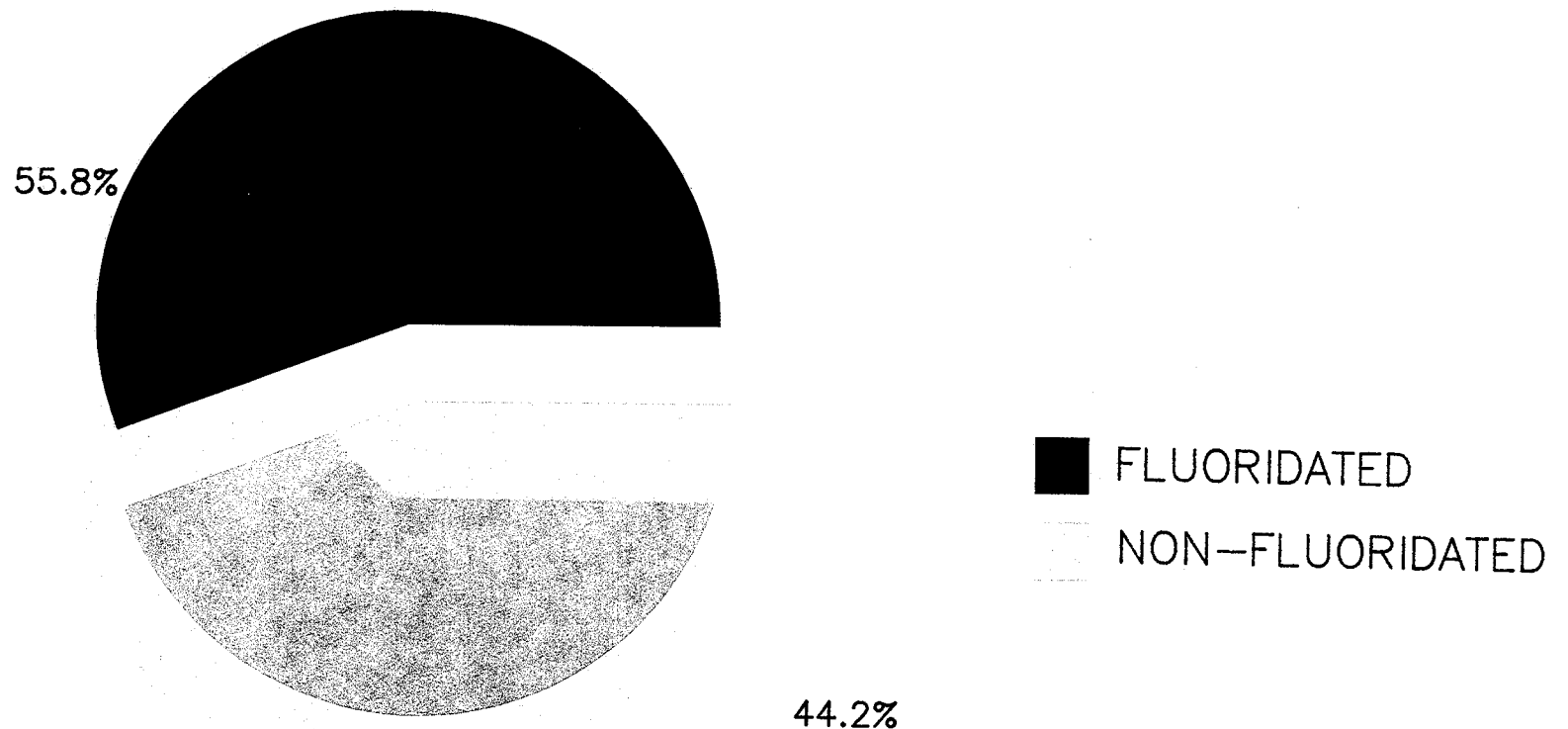


Naturally Fluoridated
Water Population



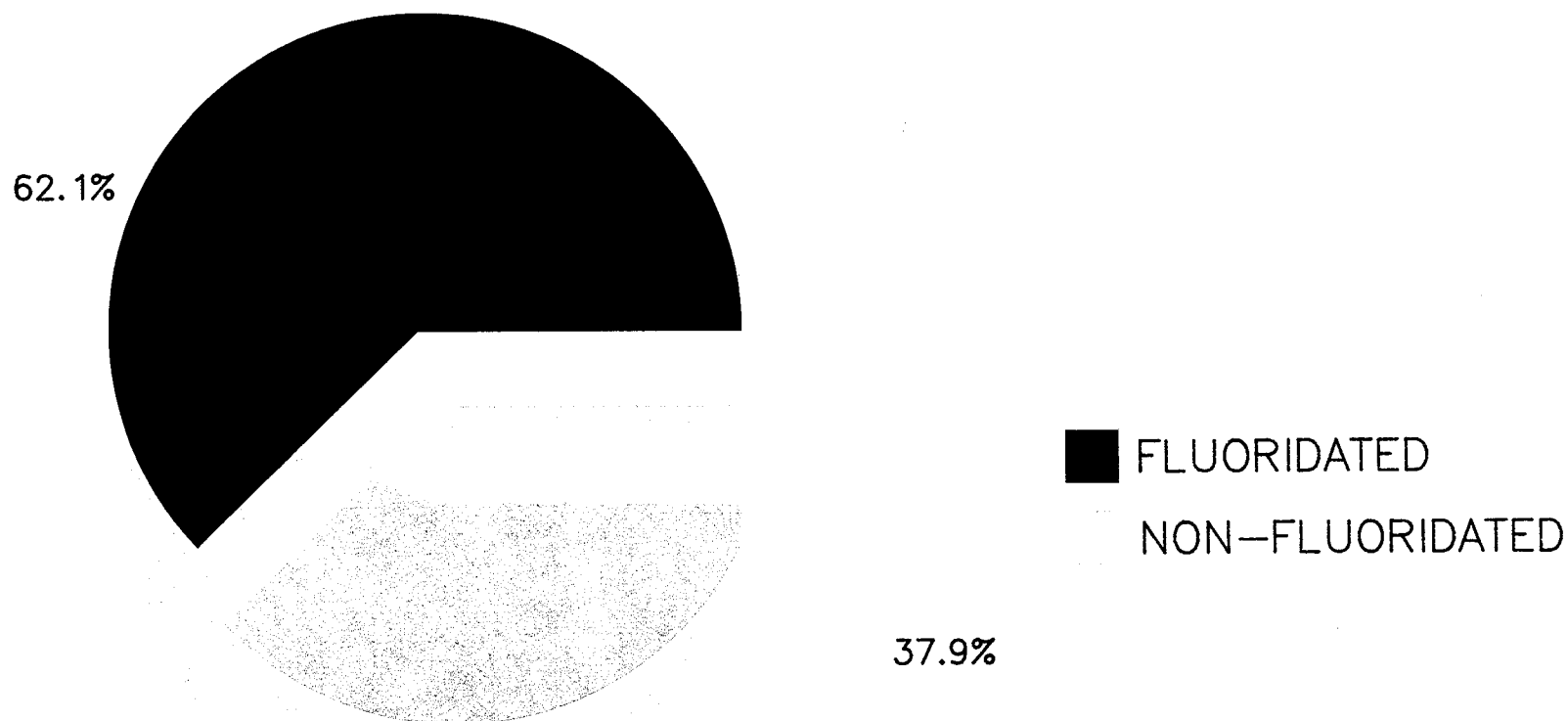
TOTAL U.S. POPULATION YEAR 1992

Chart 6




U.S. POPULATION
= 258,544,000

TOTAL PUBLIC WATER SUPPLY POPULATION YEAR 1992



PUBLIC WATER SUPPLY
POP = 232,438,000

NUMBER OF PUBLIC WATER SYSTEMS EPA DATA 1992



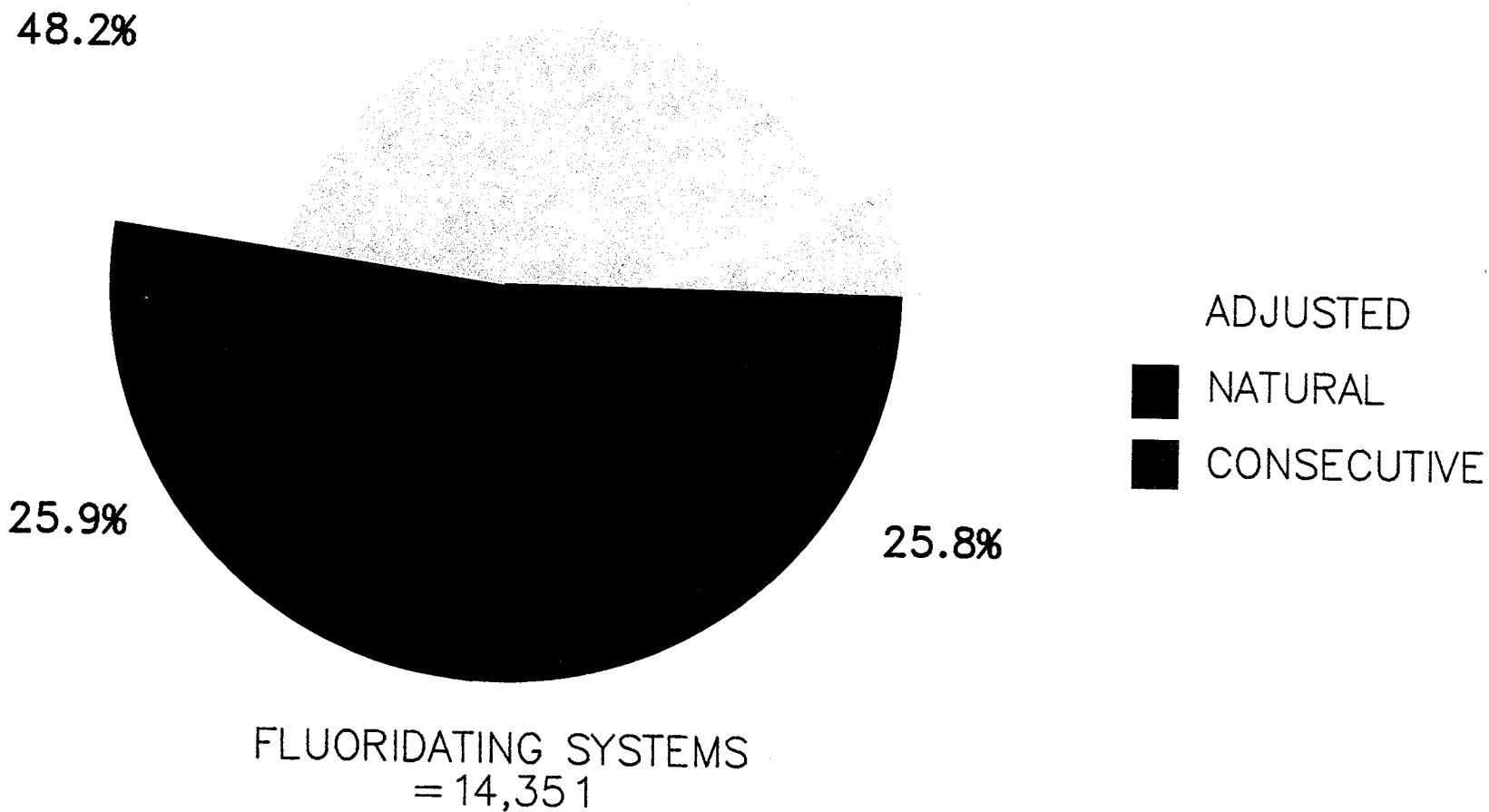
TOTAL P.W.SYSTEMS
= 58,666

**NUMBER OF FLUORIDATED P.W.S.
FLUORIDATION CENSUS 1992**

FLUORIDATING SYSTEMS 6,923
CONSECUTIVE SYSTEMS 3,708
NATURAL SYSTEMS 3,719
TOTAL FLUORIDATED SYSTEMS 14,351

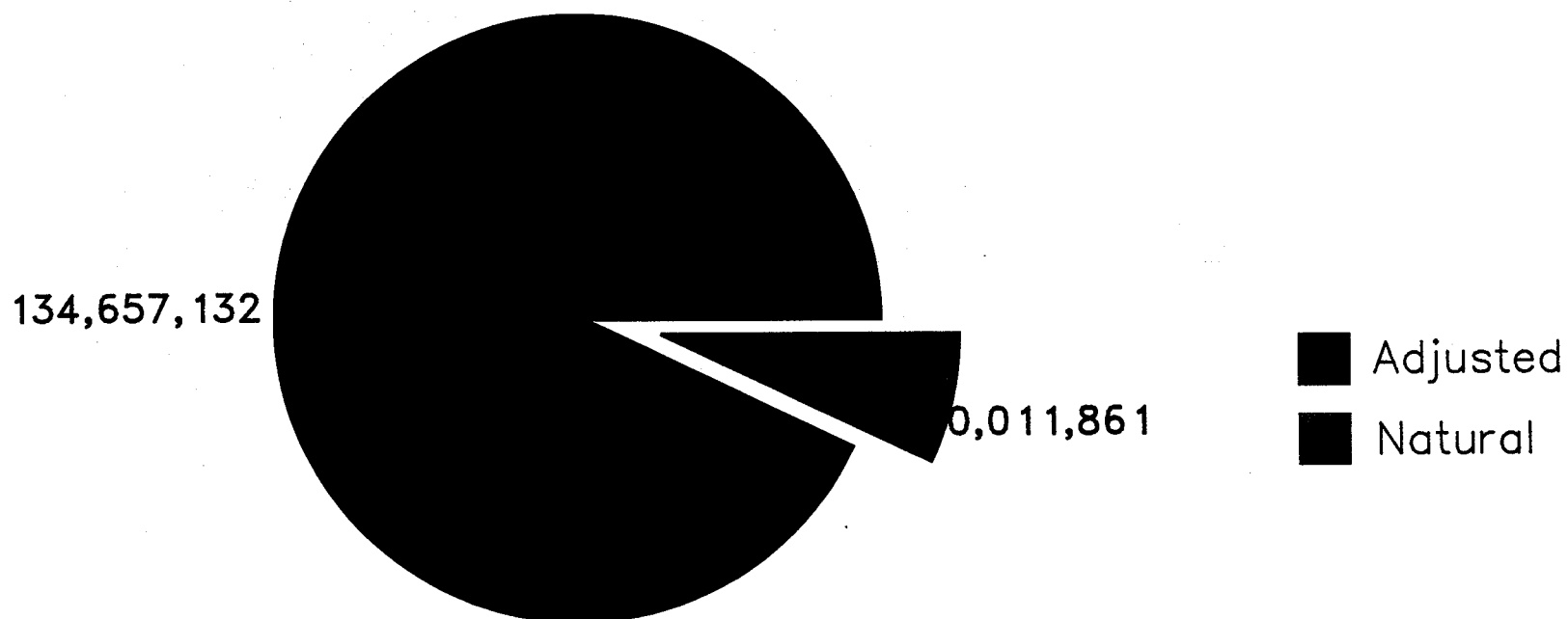
TYPE OF P.W.S. FLUORIDATING YEAR 1992

Chart 10




CDC/NCPS/DOH

Fluoridation Adjusted and Natural Fluoridation Census 1992



Fluoridated Pop.
= 144,217,476



PUBLIC WATER SUPPLY
SYSTEMS USING
FLUORIDATED WATER
adjusted and natural

STATE SUMMARY DATA AS OF 12/31/92

ALABAMA

SYSTEM SIZE CLASSIFICATION

	FLUORIDATED SYSTEMS		PUBLIC WATER SYSTEMS	
	NUMBER OF SYSTEMS	TOTAL POPULATION	NUMBER OF SYSTEMS	TOTAL POPULATION
=<1,000	60	32,256	198	107,000
1,001-5,000	124	310,082	266	653,000
5,001-10,000	51	375,467	75	542,000
10,001-50,000	54	1,039,330	61	1,153,000
50,001-100,000	5	311,337	5	311,000
>100,000	5	1,243,161	5	1,243,000
TOTAL	299	3,311,633	610	4,010,000

FLUORIDATED SYSTEM CLASSIFICATION

	NUMBER	POPULATION	PERCENTAGE (POP.)
ADJUSTED	117	2,654,055	80.1
CONSECUTIVE	162	603,295	18.2
NATURAL	20	54,283	1.6
TOTAL	299	3,311,633	

SCHOOLS, INDIAN AND MILITARY SYSTEMS

	ADJUSTED		NATURAL	
	NUMBER	POP.	NUMBER	POP.
TOTAL SCHOOLS	1	4500	0	0
INDIAN SYSTEMS	0	0	0	0
INDIAN SCHOOLS	0	0	0	0
MILITARY SYSTEMS	4	61,323	0	0

CHEMICAL USAGE OF FLUORIDATING SYSTEMS

	NUMBER	POPULATION
SODIUM FLUORIDE	0	0
SODIUM SILICOFLUORIDE	5	33,329
HYDROFLUOSILICIC ACID	261	3,205,354

POPULATION SERVED FLUORIDATED DRINKING WATER BY SOURCE SYSTEM,
CONSECUTIVE SYSTEM, AND COUNTY WITHIN STATE (AS OF 12/31/92)

ALABAMA

WATER SYSTEMS AND CONSECUTIVE SYSTEMS SERVED	EPA ID NO	COUNTY	CHEM USED	STATUS	FLUOR START DATE	POP SERVED	NATURAL SYSTEMS NAT LEVEL	OPT LEVEL
ABBEVILLE	0000657	HENRY	Acid	ADJ	11/76	3287		1.0
CAPPS	0000660	HENRY		CONS		600		
WILLS CROSSROADS	0000669	HENRY		CONS		450		
TOTAL POPULATION SERVED BY SOURCE WATER SYSTEM - - - - -						4337		
ALBERTVILLE	0000933	MARSHALL	Acid	ADJ	05/57	22095		1.0
BOAZ	0000936	MARSHALL		CONS		8700		
SARDIS CITY	0000947	ETOWAH		CONS		3495		
COLLINSVILLE	0000506	DEKALB		CONS		1725		
TOTAL POPULATION SERVED BY SOURCE WATER SYSTEM - - - - -						36015		
ALEXANDER CITY	0001265	TALLAPOOSA	Acid	ADJ	10/69	21216		1.0
HACKNEYVILLE	0001541	TALLAPOOSA		CONS		735		
JACKSON GAP	0001279	TALLAPOOSA		CONS		4689		
KELLYTON	0000352	COOSA		CONS		1350		
NEW SITE	0001283	TALLAPOOSA		CONS		1431		
DAVISTON	0001274	TALLAPOOSA		CONS		570		
SOUTH TALLAPOOSA	0001429	TALLAPOOSA		CONS		2040		
WALNUT HILL	0001289	TALLAPOOSA		CONS		4344		
TOTAL POPULATION SERVED BY SOURCE WATER SYSTEM - - - - -						36375		
ALICEVILLE	0001102	PICKENS	Acid	ADJ	07/78	3372		1.0
TOTAL POPULATION SERVED BY SOURCE WATER SYSTEM - - - - -						3372		
ANDALUSIA	0000356	COVINGTON		NATL		11700	0.8	
COMMUNITY	0001499	COVINGTON		CONS		917		
HEATH	0000368	COVINGTON		CONS		236		
SANFORD	0000384	COVINGTON		CONS		285		
TOTAL POPULATION SERVED BY SOURCE WATER SYSTEM - - - - -						13138		
ANNISTON	0000133	CALHOUN	Acid	ADJ	07/60	58845		1.0
FORT MCCLELLAN	0001493	CALHOUN		CONS		12181		
HOBSON CITY	0000149	CALHOUN		CONS		417		
TOTAL POPULATION SERVED BY SOURCE WATER SYSTEM - - - - -						71443		
ARAB	0000934	MARSHALL	Acid	ADJ	12/72	25500		1.0
JOPPA-HULACO-RYAN	0000409	CULLMAN		CONS		3268		
UNION GROVE	0000951	MARSHALL		CONS		2100		
TOTAL POPULATION SERVED BY SOURCE WATER SYSTEM - - - - -						30868		
ATHENS	0000824	LIMESTONE	Acid	ADJ	02/62	19050		1.0
TOTAL POPULATION SERVED BY SOURCE WATER SYSTEM - - - - -						19050		

POPULATION SERVED FLUORIDATED DRINKING WATER BY SOURCE SYSTEM,
CONSECUTIVE SYSTEM, AND COUNTY WITHIN STATE (AS OF 12/31/92)

ALABAMA

WATER SYSTEMS AND CONSECUTIVE SYSTEMS SERVED	EPA ID NO	COUNTY	CHEM USED	STATUS	FLUOR START DATE	POP SERVED	NATURAL SYSTEMS NAT LEVEL	OPT LEVEL
ATMORE	0000553	ESCAMBIA	Acid	ADJ	10/74	10035		1.0
PERDIDO	0001546	BALDWIN		CONS		540		
TOTAL POPULATION SERVED BY SOURCE WATER SYSTEM - - - - -						10575		
AUBURN	0000804	LEE	Acid	ADJ	06/60	30735		1.0
TOTAL POPULATION SERVED BY SOURCE WATER SYSTEM - - - - -						30735		
BAY MINETTE	0000023	BALDWIN	Acid	ADJ	12/80	9000		1.0
PINE GROVE	0000056	BALDWIN		CONS		2211		
WHITE HOUSE	0000076	BALDWIN		CONS		2244		
TOTAL POPULATION SERVED BY SOURCE WATER SYSTEM - - - - -						13455		
BELFOREST	0000025	BALDWIN	Acid	ADJ	11/82	1533		1.0
TOTAL POPULATION SERVED BY SOURCE WATER SYSTEM - - - - -						1533		
BELK	0000595	FAYETTE		NATL		548	0.7	
TOTAL POPULATION SERVED BY SOURCE WATER SYSTEM - - - - -						548		
BETHLEHEM	0000658	HENRY	OTHER	ADJ	00/00	1110		0.0
TOTAL POPULATION SERVED BY SOURCE WATER SYSTEM - - - - -						1110		
BIRMINGHAM	0000738	JEFFERSON	Acid	ADJ	09/81	528000		1.0
BESSEMER	0000737	JEFFERSON		CONS		85262		
WOODWARD ESTATES	0000774	JEFFERSON		CONS		710		
BROOKSIDE	0000741	JEFFERSON		CONS		3390		
GRAYSVILLE	0000748	JEFFERSON		CONS		8987		
MOUNT HIGH ROCK SPRINGS	0000107	BLOUNT		CONS		4098		
MULGA	0000755	JEFFERSON		CONS		6782		
REMLAP-PINE MOUNTAIN	0001672	BLOUNT		CONS		465		
WEST JEFFERSON	0000765	JEFFERSON		CONS		2880		
TOTAL POPULATION SERVED BY SOURCE WATER SYSTEM - - - - -						640574		
BOWDON, GA	0220164	CARROLL	Acid	ADJ	12/99	0		1.0
RANBURN	0000283	CLEBURNE		CONS		1455		
TOTAL POPULATION SERVED BY SOURCE WATER SYSTEM - - - - -						1455		
BRANTLEY	0000385	CRENSHAW	Acid	ADJ	10/82	1200		1.0
TOTAL POPULATION SERVED BY SOURCE WATER SYSTEM - - - - -						1200		

POPULATION SERVED FLUORIDATED DRINKING WATER BY SOURCE SYSTEM,
CONSECUTIVE SYSTEM, AND COUNTY WITHIN STATE (AS OF 12/31/92)

ALABAMA

WATER SYSTEMS AND CONSECUTIVE SYSTEMS SERVED	EPA ID NO	COUNTY	CHEM USED	STATUS	FLUOR START DATE	POP SERVED	NATURAL SYSTEMS NAT LEVEL	OPT LEVEL
BRENT	0000091	BIBB	Acid	ADJ	12/89	4350		1.0
HARRISBURG	0000094	BIBB		CONS		735		
TOTAL POPULATION SERVED BY SOURCE WATER SYSTEM - - - - -						5085		
BRUNDIDGE	0001110	PIKE		NATL		2472	1.0	
BANKS	0001108	PIKE		CONS		751		
TOTAL POPULATION SERVED BY SOURCE WATER SYSTEM - - - - -						3223		
BUTLER	0000232	CHOCTAW	Acid	ADJ	01/82	2808		1.0
TOTAL POPULATION SERVED BY SOURCE WATER SYSTEM - - - - -						2808		
CAMDEN	0001374	WILCOX		NATL		3575	1.4	
TOTAL POPULATION SERVED BY SOURCE WATER SYSTEM - - - - -						3575		
CENTRE	0000188	CHEROKEE	Acid	ADJ	01/82	4200		1.0
TOTAL POPULATION SERVED BY SOURCE WATER SYSTEM - - - - -						4200		
CENTREVILLE	0000092	BIBB	Acid	ADJ	10/84	2892		1.0
BIBB COUNTY	0001543	BIBB		CONS		1161		
TOTAL POPULATION SERVED BY SOURCE WATER SYSTEM - - - - -						4053		
CHEROKEE	0000311	COLBERT	Acid	ADJ	05/67	2070		1.0
BARTON	0000308	COLBERT		CONS		1995		
TOTAL POPULATION SERVED BY SOURCE WATER SYSTEM - - - - -						4065		
CHILDERSBURG	0001228	TALLADEGA	Acid	ADJ	08/85	7111		1.0
TOTAL POPULATION SERVED BY SOURCE WATER SYSTEM - - - - -						7111		
CLAY COUNTY	0000266	CLAY	Acid	ADJ	08/81	336		1.0
ASHLAND	0000264	CLAY		CONS		2433		
LINEVILLE	0000268	CLAY		CONS		2622		
MILLERVILLE	0000270	CLAY		CONS		540		
TOTAL POPULATION SERVED BY SOURCE WATER SYSTEM - - - - -						5931		
CULLMAN	0000398	CULLMAN	Acid	ADJ	11/67	22072		1.0
CULLMAN CO COMM	0000394	CULLMAN		CONS		33150		
ARLEY	0001403	WINSTON		CONS		2055		
GARDEN CITY	0000404	CULLMAN		CONS		855		
EAST CULLMAN	0000402	CULLMAN		CONS		8350		
JOHNSON'S CROSSING	0000408	CULLMAN		CONS		2031		

POPULATION SERVED FLUORIDATED DRINKING WATER BY SOURCE SYSTEM,
CONSECUTIVE SYSTEM, AND COUNTY WITHIN STATE (AS OF 12/31/92)

ALABAMA

WATER SYSTEMS AND CONSECUTIVE SYSTEMS SERVED	EPA ID NO	COUNTY	CHEM USED	STATUS	FLUOR START DATE	POP SERVED	NATURAL SYSTEMS NAT LEVEL	OPT LEVEL
VAW	0000413	CULLMAN		CONS		9666		
WALTER	0000414	CULLMAN		CONS		993		
TOTAL POPULATION SERVED BY SOURCE WATER SYSTEM - - - - -						79172		
DADEVILLE	0001273	TALLAPOOSA	Acid	ADJ	12/67	3477		1.0
CAMP HILL	0001270	TALLAPOOSA		CONS		1737		
WAVERLY	0000823	CHAMBERS		CONS		240		
TOTAL POPULATION SERVED BY SOURCE WATER SYSTEM - - - - -						5454		
DALEVILLE	0000420	DALE	Acid	ADJ	07/81	6300		1.0
TOTAL POPULATION SERVED BY SOURCE WATER SYSTEM - - - - -						6300		
DAPHNE	0000029	BALDWIN	Acid	ADJ	11/82	14742		1.0
PARK CITY	0000028	BALDWIN		CONS		615		
TOTAL POPULATION SERVED BY SOURCE WATER SYSTEM - - - - -						15357		
DECATUR	0001084	MORGAN	Acid	ADJ	04/66	55938		1.0
TRINITY	0001091	MORGAN		CONS		1680		
WEST MORGAN	0001092	MORGAN		CONS		16623		
TOTAL POPULATION SERVED BY SOURCE WATER SYSTEM - - - - -						74241		
DEMOPOLIS	0000908	MARENGO		NATL		8100	1.7	
RANGELINE	0000915	MARENGO		CONS		81		
TOTAL POPULATION SERVED BY SOURCE WATER SYSTEM - - - - -						8181		
DOTHAN	0000681	HOUSTON	Acid	ADJ	04/59	60825		1.0
NAPIER FIELD	0000693	DALE		CONS		1506		
TOTAL POPULATION SERVED BY SOURCE WATER SYSTEM - - - - -						62331		
ELBA	0000295	COFFEE	Acid	ADJ	05/86	4011		1.0
TOTAL POPULATION SERVED BY SOURCE WATER SYSTEM - - - - -						4011		
ENTERPRISE	0000296	COFFEE	Acid	ADJ	/74	25694		1.0
BETHANY	0000287	COFFEE		CONS		795		
TOTAL POPULATION SERVED BY SOURCE WATER SYSTEM - - - - -						26489		
EUFULA	0000085	BARBOUR	Acid	ADJ	05/72	16080		1.0
TOTAL POPULATION SERVED BY SOURCE WATER SYSTEM - - - - -						16080		

POPULATION SERVED FLUORIDATED DRINKING WATER BY SOURCE SYSTEM,
CONSECUTIVE SYSTEM, AND COUNTY WITHIN STATE (AS OF 12/31/92)

ALABAMA

WATER SYSTEMS AND CONSECUTIVE SYSTEMS SERVED	EPA ID NO	COUNTY	CHEM USED	STATUS	FLUOR START DATE	POP SERVED	NATURAL SYSTEMS NAT LEVEL	OPT LEVEL
EUTAW	0000636	GREENE			NATL	3933	1.3	
GREENE COUNTY	0000643	GREENE			CONS	960		
TOTAL POPULATION SERVED BY SOURCE WATER SYSTEM - - - - -						4893		
EVERGREEN	0000338	CONECUH	Acid	ADJ	06/85	5061		1.0
TOTAL POPULATION SERVED BY SOURCE WATER SYSTEM - - - - -						5061		
FAIRHOPE	0000035	BALDWIN	Acid	ADJ	03/81	21201		1.0
TOTAL POPULATION SERVED BY SOURCE WATER SYSTEM - - - - -						21201		
FAYETTE	0000597	FAYETTE	Acid	ADJ	02/57	7014		1.0
COVIN-MT. VERNON	0000594	FAYETTE		CONS		1296		
TOTAL POPULATION SERVED BY SOURCE WATER SYSTEM - - - - -						8310		
FLORENCE	0000783	LAUDERDALE	Acid	ADJ	06/68	48105		1.0
CHISHOLM HEIGHTS	0000777	LAUDERDALE		CONS		900		
EAST LAUDERDALE	0001424	LAUDERDALE		CONS		3582		
LEXINGTON	0000788	LAUDERDALE		CONS		1860		
WATERLOO	0000793	LAUDERDALE		CONS		411		
WEST LAUDERDALE	0000794	LAUDERDALE		CONS		6750		
TOTAL POPULATION SERVED BY SOURCE WATER SYSTEM - - - - -						61608		
FOLEY	0000036	BALDWIN	Acid	ADJ	10/63	8994		1.0
OYSTER BAY	0000055	BALDWIN		CONS		1155		
TOTAL POPULATION SERVED BY SOURCE WATER SYSTEM - - - - -						10149		
FORKLAND	0001428	GREENE			NATL	1086	0.8	
TOTAL POPULATION SERVED BY SOURCE WATER SYSTEM - - - - -						1086		
FORT DEPOSIT	0000846	LOWNDES	Acid	ADJ	06/84	1980		1.0
LOGAN	0000851	LOWNDES		CONS		543		
TOTAL POPULATION SERVED BY SOURCE WATER SYSTEM - - - - -						2523		
FORT PAYNE	0000509	DEKALB	Acid	ADJ	02/64	16800		1.0
MENTONE	0000515	DEKALB		CONS		1050		
NORTHEAST ALABAMA	0001422	DEKALB		CONS		17100		
CEDAR BLUFF	0000187	CHEROKEE		CONS		2100		
TOTAL POPULATION SERVED BY SOURCE WATER SYSTEM - - - - -						37050		
FORT RUCKER	0001489	DALE	Acid	ADJ	11/61	21000		1.0
TOTAL POPULATION SERVED BY SOURCE WATER SYSTEM - - - - -						21000		

POPULATION SERVED FLUORIDATED DRINKING WATER BY SOURCE SYSTEM,
CONSECUTIVE SYSTEM, AND COUNTY WITHIN STATE (AS OF 12/31/92)

ALABAMA

WATER SYSTEMS AND CONSECUTIVE SYSTEMS SERVED	EPA ID NO	COUNTY	CHEM USED	STATUS	FLUOR START DATE	POP SERVED	NATURAL SYSTEMS NAT LEVEL	OPT LEVEL
FREEMANVILLE	0000561	ESCAMBIA	Acid	ADJ	06/84	2403		1.0
TOTAL POPULATION SERVED BY SOURCE WATER SYSTEM - - - - -						2403		
GADSDEN	0000577	ETOWAH	Acid	ADJ	09/80	52455		1.0
HIGHLAND	0000580	ETOWAH		CONS		3786		
RAINBOW CITY	0000588	ETOWAH		CONS		8691		
TILLISON BEND	0000583	ETOWAH		CONS		678		
WHORTON BEND	0000573	ETOWAH		CONS		1020		
TOTAL POPULATION SERVED BY SOURCE WATER SYSTEM - - - - -						66630		
GEORGIANA	0000123	BUTLER			NATL	2396	1.4	
TOTAL POPULATION SERVED BY SOURCE WATER SYSTEM - - - - -						2396		
GORDO	0001105	PICKENS	Acid	ADJ	02/65	2771		1.0
TOTAL POPULATION SERVED BY SOURCE WATER SYSTEM - - - - -						2771		
GRAND BAY	0000983	MOBILE	Hf	ADJ	04/82	6450		1.0
TOTAL POPULATION SERVED BY SOURCE WATER SYSTEM - - - - -						6450		
GREENVILLE	0000125	BUTLER			NATL	8353	0.7	
TOTAL POPULATION SERVED BY SOURCE WATER SYSTEM - - - - -						8353		
GUIN	0000924	MARION	Acid	ADJ	04/80	3900		1.0
TOTAL POPULATION SERVED BY SOURCE WATER SYSTEM - - - - -						3900		
GULF SHORES	0000038	BALDWIN	Acid	ADJ	03/82	8643		1.0
TOTAL POPULATION SERVED BY SOURCE WATER SYSTEM - - - - -						8643		
GUNTERSVILLE	0000943	MARSHALL	Acid	ADJ	11/60	9804		1.0
ASBURY	0000935	MARSHALL		CONS		1984		
TOTAL POPULATION SERVED BY SOURCE WATER SYSTEM - - - - -						11788		
HARTFORD	0000624	GENEVA	Acid	ADJ	10/91	2604		1.0
TOTAL POPULATION SERVED BY SOURCE WATER SYSTEM - - - - -						2604		
HARTSELLE	0001086	MORGAN	Acid	ADJ	02/73	15600		1.0
FALKVILLE	0001085	MORGAN		CONS		1350		
TOTAL POPULATION SERVED BY SOURCE WATER SYSTEM - - - - -						16950		

POPULATION SERVED FLUORIDATED DRINKING WATER BY SOURCE SYSTEM,
CONSECUTIVE SYSTEM, AND COUNTY WITHIN STATE (AS OF 12/31/92)

ALABAMA

WATER SYSTEMS AND CONSECUTIVE SYSTEMS SERVED	EPA ID NO	COUNTY	CHEM USED	STATUS	FLUOR START DATE	POP SERVED	NATURAL SYSTEMS NAT LEVEL	OPT LEVEL
HEADLAND	0000664	HENRY	Acid	ADJ	11/68	3825		1.0
TOTAL POPULATION SERVED BY SOURCE WATER SYSTEM - - - - -						3825		
HEFLIN	0000279	CLEBURNE	Acid	ADJ	03/81	3150		1.0
EDWARDSVILLE	0000277	CLEBURNE		CONS		414		
TOTAL POPULATION SERVED BY SOURCE WATER SYSTEM - - - - -						3564		
HILLSBORO	0000797	LAWRENCE		NATL		1230	1.3	
TOTAL POPULATION SERVED BY SOURCE WATER SYSTEM - - - - -						1230		
HOLTVILLE	0000540	ELMORE	Acid	ADJ	03/82	4800		1.0
TOTAL POPULATION SERVED BY SOURCE WATER SYSTEM - - - - -						4800		
HUNTSVILLE	0000882	MADISON	Acid	ADJ	09/59	177000		1.0
TOTAL POPULATION SERVED BY SOURCE WATER SYSTEM - - - - -						177000		
IRONDALE	0000751	JEFFERSON	Acid	ADJ	09/82	9600		1.0
TOTAL POPULATION SERVED BY SOURCE WATER SYSTEM - - - - -						9600		
JACKSON	0000256	CLARKE	Acid	ADJ	02/84	7395		1.0
MCVAY	0000258	CLARKE		CONS		1002		
OLD LINE	0000257	CLARKE		CONS		1095		
SALITPA	0000260	CLARKE		CONS		618		
TOTAL POPULATION SERVED BY SOURCE WATER SYSTEM - - - - -						10110		
JACKSONVILLE	0000154	CALHOUN	Acid	ADJ	01/81	10275		1.0
TOTAL POPULATION SERVED BY SOURCE WATER SYSTEM - - - - -						10275		
JASPER	0001336	WALKER	Acid	ADJ	10/68	19500		1.0
BOLDO	0001322	WALKER		CONS		2895		
COPELAND FERRY	0001327	WALKER		CONS		1005		
CORDOVA	0001326	WALKER		CONS		4500		
CURRY	0001432	WALKER		CONS		11660		
OAKMAN	0001343	WALKER		CONS		1800		
PARRISH	0001344	WALKER		CONS		4939		
PROVIDENCE	0001345	WALKER		CONS		990		
SIPSEY	0001349	WALKER		CONS		6075		
TOWNLEY	0001353	WALKER		CONS		2160		
WEST WALKER	0001717	WALKER		CONS		150		
TOTAL POPULATION SERVED BY SOURCE WATER SYSTEM - - - - -						55674		

POPULATION SERVED FLUORIDATED DRINKING WATER BY SOURCE SYSTEM,
CONSECUTIVE SYSTEM, AND COUNTY WITHIN STATE (AS OF 12/31/92)

ALABAMA

WATER SYSTEMS AND CONSECUTIVE SYSTEMS SERVED	EPA ID NO	COUNTY	CHEM USED	STATUS	FLUOR START DATE	POP SERVED	NATURAL SYSTEMS NAT LEVEL	OPT LEVEL
LAFAYETTE	0000178	CHAMBERS	Acid	ADJ	01/63	4080		1.0
TOTAL POPULATION SERVED BY SOURCE WATER SYSTEM - - - - -						4080		
LEEDS	0000753	JEFFERSON	Acid	ADJ	12/86	13980		1.0
COOK SPRINGS	0001434	ST. CLAIR		CONS		1953		
SHELBY COUNTY	0001671	SHELBY		CONS		510		
WOODLAND VILLAGE	0000768	JEFFERSON		CONS		825		
TOTAL POPULATION SERVED BY SOURCE WATER SYSTEM - - - - -						17268		
LINDEN	0000914	MARENGO		NATL		3344	3.6	
SOUTH MARENGO	0001439	MARENGO		CONS		1983		
TOTAL POPULATION SERVED BY SOURCE WATER SYSTEM - - - - -						5327		
LIVINGSTON	0001220	SUMTER	Acid	ADJ	10/55	4248		1.0
TOTAL POPULATION SERVED BY SOURCE WATER SYSTEM - - - - -						4248		
LOXLEY	0000048	BALDWIN	Acid	ADJ	02/89	3138		1.0
TOTAL POPULATION SERVED BY SOURCE WATER SYSTEM - - - - -						3138		
LUVERNE	0000390	CRENSHAW	Acid	ADJ	10/80	3255		1.0
TOTAL POPULATION SERVED BY SOURCE WATER SYSTEM - - - - -						3255		
MACEDONIA	0000300	DALE	Acid	ADJ	10/82	1002		1.0
TOTAL POPULATION SERVED BY SOURCE WATER SYSTEM - - - - -						1002		
MADISON	0000885	MADISON	Acid	ADJ	05/92	24291		1.0
TOTAL POPULATION SERVED BY SOURCE WATER SYSTEM - - - - -						24291		
MADISON CO	0000888	MADISON	Acid	ADJ	10/84	42615		1.0
TOTAL POPULATION SERVED BY SOURCE WATER SYSTEM - - - - -						42615		
MARION	0001097	PERRY	Acid	ADJ	09/89	4098		1.0
TOTAL POPULATION SERVED BY SOURCE WATER SYSTEM - - - - -						4098		
MOBILE	0001005	MOBILE	Acid	ADJ	07/58	275867		1.0
TOTAL POPULATION SERVED BY SOURCE WATER SYSTEM - - - - -						275867		

POPULATION SERVED FLUORIDATED DRINKING WATER BY SOURCE SYSTEM,
CONSECUTIVE SYSTEM, AND COUNTY WITHIN STATE (AS OF 12/31/92)

ALABAMA

WATER SYSTEMS AND CONSECUTIVE SYSTEMS SERVED	EPA ID NO	COUNTY	CHEM USED	STATUS	FLUOR START DATE	POP SERVED	NATURAL SYSTEMS NAT LEVEL	OPT LEVEL
MONROEVILLE	0001052	MONROE	Acid	ADJ	05/82	8400		1.0
MEXIA	0001050	MONROE		CONS		1674		
PETERMAN	0001055	MONROE		CONS		420		
TOTAL POPULATION SERVED BY SOURCE WATER SYSTEM - - - - -						10494		
MONTEVALLO	0001160	SHELBY	Acid	ADJ	05/63	6510		1.0
TOTAL POPULATION SERVED BY SOURCE WATER SYSTEM - - - - -						6510		
MONTGOMERY	0001070	MONTGOMERY	Acid	ADJ	05/79	195000		1.0
MONTGOMERY NORTH	0001435	MONTGOMERY		CONS		1290		
PINTLALA	0001073	MONTGOMERY		CONS		1500		
WETUMPKA	0000551	ELMORE		CONS		5469		
TOTAL POPULATION SERVED BY SOURCE WATER SYSTEM - - - - -						203259		
MOULTON	0000798	LAWRENCE	Acid	ADJ	07/71	5670		1.0
COURTLAND	0000795	LAWRENCE		CONS		2400		
TOTAL POPULATION SERVED BY SOURCE WATER SYSTEM - - - - -						8070		
MUSCLE SHOALS	0000321	COLBERT	Acid	ADJ	02/75	14203		1.0
COLBERT COUNTY	0000314	COLBERT		CONS		6513		
WEST LAWRENCE	0000801	LAWRENCE		CONS		11100		
LAGRANGE MOUNTAIN	0000318	COLBERT		CONS		1350		
SPRING VALLEY	0000329	COLBERT		CONS		3540		
TOTAL POPULATION SERVED BY SOURCE WATER SYSTEM - - - - -						36706		
NORTH MARSHALL	0000945	MARSHALL	Acid	ADJ	02/71	6000		1.0
SWEARENGIN	0000949	MARSHALL		CONS		1530		
VALLEY	0000952	MARSHALL		CONS		1809		
TOTAL POPULATION SERVED BY SOURCE WATER SYSTEM - - - - -						9339		
NORTHEAST MORGAN	0001088	MORGAN	Acid	ADJ	09/73	15786		1.0
SHERBROOKE	0001089	MORGAN		CONS		510		
TOTAL POPULATION SERVED BY SOURCE WATER SYSTEM - - - - -						16296		
NORTHPORT	0001307	TUSCALOOSA	Acid	ADJ	07/51	19068		1.0
SAND SPRINGS	0001430	TUSCALOOSA		CONS		1845		
TOTAL POPULATION SERVED BY SOURCE WATER SYSTEM - - - - -						20913		
ODENVILLE	0001203	ST. CLAIR	Acid	ADJ	04/88	9000		1.0
MARGARET	0001199	ST. CLAIR		CONS		660		
TOTAL POPULATION SERVED BY SOURCE WATER SYSTEM - - - - -						9660		

POPULATION SERVED FLUORIDATED DRINKING WATER BY SOURCE SYSTEM,
CONSECUTIVE SYSTEM, AND COUNTY WITHIN STATE (AS OF 12/31/92)

ALABAMA

WATER SYSTEMS AND CONSECUTIVE SYSTEMS SERVED	EPA ID NO	COUNTY	CHEM USED	STATUS	FLUOR START DATE	POP SERVED	NATURAL SYSTEMS NAT LEVEL	OPT LEVEL
ONEONTA	0000103	BLOUNT	Acid	ADJ	02/62	10500		1.0
TOTAL POPULATION SERVED BY SOURCE WATER SYSTEM - - - - -						10500		
OPELIKA	0000816	LEE	Acid	ADJ	07/58	27000		1.0
TOTAL POPULATION SERVED BY SOURCE WATER SYSTEM - - - - -						27000		
ORANGE BEACH	0000053	BALDWIN	Acid	ADJ	02/83	6150		1.0
TOTAL POPULATION SERVED BY SOURCE WATER SYSTEM - - - - -						6150		
ORRVILLE	0000484	DALLAS		NATL		221	1.1	
TOTAL POPULATION SERVED BY SOURCE WATER SYSTEM - - - - -						221		
OXFORD	0000162	CALHOUN	Acid	ADJ	07/60	13761		1.0
TOTAL POPULATION SERVED BY SOURCE WATER SYSTEM - - - - -						13761		
OZARK	0000441	DALE	Acid	ADJ	08/60	17604		1.0
TOTAL POPULATION SERVED BY SOURCE WATER SYSTEM - - - - -						17604		
PELHAM	0001163	SHELBY	Acid	ADJ	08/90	14895		1.0
TOTAL POPULATION SERVED BY SOURCE WATER SYSTEM - - - - -						14895		
PELL CITY	0001204	ST. CLAIR	Acid	ADJ	12/80	12147		1.0
TOTAL POPULATION SERVED BY SOURCE WATER SYSTEM - - - - -						12147		
PERDIDO BAY	0001490	BALDWIN	Acid	ADJ	06/82	2700		1.0
TOTAL POPULATION SERVED BY SOURCE WATER SYSTEM - - - - -						2700		
PHENIX CITY	0001142	RUSSELL	Acid	ADJ	02/75	27600		1.0
TOTAL POPULATION SERVED BY SOURCE WATER SYSTEM - - - - -						27600		
PIEDMONT	0000164	CLAHOUN	Acid	ADJ	03/85	7800		1.0
TOTAL POPULATION SERVED BY SOURCE WATER SYSTEM - - - - -						7800		
PINE APPLE	0001391	WILCOX		NATL		426	1.9	
TOTAL POPULATION SERVED BY SOURCE WATER SYSTEM - - - - -						426		

POPULATION SERVED FLUORIDATED DRINKING WATER BY SOURCE SYSTEM,
CONSECUTIVE SYSTEM, AND COUNTY WITHIN STATE (AS OF 12/31/92)

ALABAMA

WATER SYSTEMS AND CONSECUTIVE SYSTEMS SERVED	EPA ID NO	COUNTY	CHEM USED	STATUS	FLUOR START DATE	POP SERVED	NATURAL SYSTEMS NAT LEVEL	OPT LEVEL
PINE HILL	0001393	WILCOX	Acid	ADJ	10/82	1650		1.0
THOMASVILLE	0000262	CLARKE		CONS		5706		
TOTAL POPULATION SERVED BY SOURCE WATER SYSTEM - - - - -						7356		
PRATTVILLE	0000017	AUTAUGA	Acid	ADJ	01/81	22950		1.0
TOTAL POPULATION SERVED BY SOURCE WATER SYSTEM - - - - -						22950		
PRICHARD	0001015	MOBILE	Acid	ADJ	04/83	42000		1.0
TOTAL POPULATION SERVED BY SOURCE WATER SYSTEM - - - - -						42000		
RAMER	0001074	MONTGOMERY		NATL		1467	1.4	
TOTAL POPULATION SERVED BY SOURCE WATER SYSTEM - - - - -						1467		
RED BAY	0000607	FRANKLIN	Acid	ADJ	05/88	4491		1.0
TOTAL POPULATION SERVED BY SOURCE WATER SYSTEM - - - - -						4491		
REDSTONE ARSENAL	0000899	MADISON	Acid	ADJ	06/57	26636		1.0
TOTAL POPULATION SERVED BY SOURCE WATER SYSTEM - - - - -						26636		
ROANOKE	0001127	RANDOLPH	Acid	ADJ	10/87	6879		1.0
RANDOLPH COUNTY	0001537	RANDOLPH		CONS		1110		
TOTAL POPULATION SERVED BY SOURCE WATER SYSTEM - - - - -						7989		
RUSSELLVILLE	0000610	FRANKLIN	Acid	ADJ	10/67	10770		1.0
FRANKLIN COUNTY	0001500	FRANKLIN		CONS		1200		
ISBELL	0000605	FRANKLIN		CONS		960		
ROCKWOOD	0000609	FRANKLIN		CONS		210		
WACO	0000613	FRANKLIN		CONS		747		
TOTAL POPULATION SERVED BY SOURCE WATER SYSTEM - - - - -						13887		
SARALAND	0001021	MOBILE	Acid	ADJ	04/88	11760		1.0
TOTAL POPULATION SERVED BY SOURCE WATER SYSTEM - - - - -						11760		
SCOTTSBORO	0000729	JACKSON	Acid	ADJ	07/61	18000		1.0
CUMBERLAND MT.	0000717	JACKSON		CONS		2802		
TOTAL POPULATION SERVED BY SOURCE WATER SYSTEM - - - - -						20802		
SECTION-DUTTON	0000728	JACKSON	Acid	ADJ	04/65	20550		1.0
NORTH JACKSON	0000723	JACKSON		CONS		3909		
TOTAL POPULATION SERVED BY SOURCE WATER SYSTEM - - - - -						24459		

POPULATION SERVED FLUORIDATED DRINKING WATER BY SOURCE SYSTEM,
CONSECUTIVE SYSTEM, AND COUNTY WITHIN STATE (AS OF 12/31/92)

ALABAMA

WATER SYSTEMS AND CONSECUTIVE SYSTEMS SERVED	EPA ID NO	COUNTY	CHEM USED	STATUS	FLUOR START DATE	POP SERVED	NATURAL SYSTEMS NAT LEVEL	OPT LEVEL
SELLERS STATION	0001077	MONTGOMERY			NATL	1500	2.2	
TOTAL POPULATION SERVED BY SOURCE WATER SYSTEM - - - - -						1500		
SELMA	0000490	DALLAS	Acid	ADJ	11/79	27900		1.0
TOTAL POPULATION SERVED BY SOURCE WATER SYSTEM - - - - -						27900		
SHEFFIELD	0000327	COLBERT	Acid	ADJ	12/52	14733		1.0
TOTAL POPULATION SERVED BY SOURCE WATER SYSTEM - - - - -						14733		
SILVERHILL	0000065	BALDWIN	Acid	ADJ	07/84	1035		1.0
TOTAL POPULATION SERVED BY SOURCE WATER SYSTEM - - - - -						1035		
SMITHS	0000820	LEE	Acid	ADJ	03/89	13527		1.0
TOTAL POPULATION SERVED BY SOURCE WATER SYSTEM - - - - -						13527		
SOUTHSIDE	0000591	ETOWAH	Acid	ADJ	02/84	6300		1.0
TOTAL POPULATION SERVED BY SOURCE WATER SYSTEM - - - - -						6300		
STARMONT SUBDIVISION	0000916	MARENGO			NATL	147	1.3	
TOTAL POPULATION SERVED BY SOURCE WATER SYSTEM - - - - -						147		
SUMMERDALE	0000073	BALDWIN	Acid	ADJ	02/83	792		1.0
TOTAL POPULATION SERVED BY SOURCE WATER SYSTEM - - - - -						792		
SYLACAUGA	0001258	TALLADEGA	Acid	ADJ	11/82	23100		1.0
FAYETTEVILLE	0001236	TALLADEGA		CONS		2268		
STEWARTVILLE	0000354	COOSA		CONS		3138		
TOTAL POPULATION SERVED BY SOURCE WATER SYSTEM - - - - -						28506		
TALLADEGA	0001260	TALLADEGA	Acid	ADJ	02/79	17400		1.0
WALDO	0001250	TALLADEGA		CONS		285		
TOTAL POPULATION SERVED BY SOURCE WATER SYSTEM - - - - -						17685		
TALLASSEE	0000548	ELMORE	Acid	ADJ	02/67	6522		1.0
ECLECTIC	0000533	ELMORE		CONS		2911		
FRIENDSHIP	0000537	ELMORE		CONS		2268		
WALL STREET	0001288	TALLAPOOSA		CONS		4242		
TOTAL POPULATION SERVED BY SOURCE WATER SYSTEM - - - - -						15943		

POPULATION SERVED FLUORIDATED DRINKING WATER BY SOURCE SYSTEM,
CONSECUTIVE SYSTEM, AND COUNTY WITHIN STATE (AS OF 12/31/92)

ALABAMA

WATER SYSTEMS AND CONSECUTIVE SYSTEMS SERVED	EPA ID NO	COUNTY	CHEM USED	STATUS	FLUOR START DATE	POP SERVED	NATURAL SYSTEMS NAT LEVEL	OPT LEVEL
TAYLOR	0000702	HOUSTON	Acid	ADJ	08/91	3111		1.0
TOTAL POPULATION SERVED BY SOURCE WATER SYSTEM - - - - -						3111		
THOMASTON	0000919	MARENGO		NATL		799	0.7	
TOTAL POPULATION SERVED BY SOURCE WATER SYSTEM - - - - -						799		
TRI-COMMUNITY	0000549	ELMORE	Acid	ADJ	09/86	6225		1.0
TOTAL POPULATION SERVED BY SOURCE WATER SYSTEM - - - - -						6225		
TROY	0001124	PIKE	Acid	ADJ	05/74	14722		1.0
PIKE COUNTY	0001120	PIKE		CONS		5700		
TOTAL POPULATION SERVED BY SOURCE WATER SYSTEM - - - - -						20422		
TRUSSVILLE	0000761	JEFFERSON	Acid	ADJ	02/82	16251		1.0
TOTAL POPULATION SERVED BY SOURCE WATER SYSTEM - - - - -						16251		
TUSCALOOSA	0001313	TUSCALOOSA	Acid	ADJ	07/51	103161		1.0
CARROLL'S CREEK	0001540	TUSCALOOSA		CONS		5898		
COALING	0001298	TUSCALOOSA		CONS		1980		
ENGLEWOOD HULL	0001301	TUSCALOOSA		CONS		2355		
FOSTERS-RALPH	0001302	TUSCALOOSA		CONS		1422		
MITCHELL	0001306	TUSCALOOSA		CONS		5265		
PETERSON	0001390	TUSCALOOSA		CONS		1350		
TOTAL POPULATION SERVED BY SOURCE WATER SYSTEM - - - - -						121431		
TUSCUMBIA	0000331	COLBERT	Acid	ADJ	06/63	11799		1.0
LITTLEVILLE	0000320	COLBERT		CONS		2575		
TOTAL POPULATION SERVED BY SOURCE WATER SYSTEM - - - - -						14374		
TUSKEGEE	0000870	MACON	Acid	ADJ	02/67	14289		1.0
NOTASULGA	0000862	MACON		CONS		2112		
STAR-MINDINGALL	0000865	MACON		CONS		1365		
TUSKEGEE UNIVERSITY	0000869	MACON		CONS		4500		
TOTAL POPULATION SERVED BY SOURCE WATER SYSTEM - - - - -						22266		
UPPER BEAR CREEK	0000927	MARION	Acid	ADJ	06/80	32		1.0
BEAR CREEK	0000920	FRANKLIN		CONS		2160		
HACKELBURG	0000925	MARIION		CONS		1110		
DOUBLE SPRINGS	0001410	WINSTON		CONS		2016		

POPULATION SERVED FLUORIDATED DRINKING WATER BY SOURCE SYSTEM,
CONSECUTIVE SYSTEM, AND COUNTY WITHIN STATE (AS OF 12/31/92)

ALABAMA

WATER SYSTEMS AND CONSECUTIVE SYSTEMS SERVED	EPA ID NO	COUNTY	CHEM USED	STATUS	FLUOR START DATE	POP SERVED	NATURAL SYSTEMS NAT LEVEL	OPT LEVEL
HALEYVILLE	0001411	WINSTON		CONS		8775		
PHIL CAMPBELL	0000606	FRANKLIN		CONS		3594		
TOTAL POPULATION SERVED BY SOURCE WATER SYSTEM - - - - -						17687		
VERNON	0000773	LAMAR	Acid	ADJ	02/81	4350		1.0
LAMAR COUNTY	0000771	LAMAR		CONS		2508		
TOTAL POPULATION SERVED BY SOURCE WATER SYSTEM - - - - -						6858		
WARRIOR RIVER AUTHORITY	0000763	JEFFERSON	Acid	ADJ	06/82	11269		1.0
TOTAL POPULATION SERVED BY SOURCE WATER SYSTEM - - - - -						11269		
WEST POINT PEPPERELL	0000184	CHAMBERS	NaSiF6	ADJ	10/58	32		1.0
EAST ALABAMA	0000174	CHAMBERS		CONS		19723		
HUGULEY	0000177	CHAMBERS		CONS		5769		
LANETT	0000179	CHAMBERS		CONS		8637		
LEE-CHAMBERS	0000180	CHAMBERS		CONS		7350		
TOTAL POPULATION SERVED BY SOURCE WATER SYSTEM - - - - -						41511		
WILCOX COUNTY	0001371	WILCOX		NATL		2880	1.4	
TOTAL POPULATION SERVED BY SOURCE WATER SYSTEM - - - - -						2880		
WINFIELD	0000930	MARION	Acid	ADJ	12/72	6600		1.0
TOTAL POPULATION SERVED BY SOURCE WATER SYSTEM - - - - -						6600		
YORK	0001223	SUMTER	Acid	ADJ	01/59	4200		1.0
CUBA	0001217	SUMTER		CONS		450		
SUMTER COUNTY	0001222	SUMTER		CONS		8865		
TOTAL POPULATION SERVED BY SOURCE WATER SYSTEM - - - - -						13515		

STATE SUMMARY DATA AS OF 12/31/92

ALASKA

SYSTEM SIZE CLASSIFICATION

	FLUORIDATED SYSTEMS		PUBLIC WATER SYSTEMS	
	NUMBER OF SYSTEMS	TOTAL POPULATION	NUMBER OF SYSTEMS	TOTAL POPULATION
=<1,000	189	48,539	664	126,000
1,001-5,000	10	26,645	37	92,000
5,001-10,000	4	29,513	7	55,000
10,001-50,000	5	88,787	7	114,000
50,001-100,000	0	0	0	0
>100,000	1	112,535	1	113,000
TOTAL	209	306,019	716	500,000

FLUORIDATED SYSTEM CLASSIFICATION

	NUMBER	POPULATION	PERCENTAGE (POP.)
ADJUSTED	209	306,019	100.0
CONSECUTIVE	0	0	0.0
NATURAL	0	0	0.0
TOTAL	209	306,019	

SCHOOLS, INDIAN AND MILITARY SYSTEMS

	ADJUSTED		NATURAL	
	NUMBER	POP.	NUMBER	POP.
TOTAL SCHOOLS	0	0	0	0
INDIAN SYSTEMS	140	50,822	0	0
INDIAN SCHOOLS	5	393	0	0
MILITARY SYSTEMS	9	50,180	0	0

CHEMICAL USAGE OF FLUORIDATING SYSTEMS

	NUMBER	POPULATION
SODIUM FLUORIDE	125	220,705
SODIUM SILICOFLUORIDE	0	0
HYDROFLUOSILICIC ACID	0	0

POPULATION SERVED FLUORIDATED DRINKING WATER BY SOURCE SYSTEM,
CONSECUTIVE SYSTEM, AND COUNTY WITHIN STATE (AS OF 12/31/92)

ALASKA

WATER SYSTEMS AND CONSECUTIVE SYSTEMS SERVED	EPA ID NO	COUNTY	CHEM USED	STATUS	FLUOR START DATE	POP SERVED	NATURAL SYSTEMS NAT LEVEL	OPT LEVEL
AKHIOK	2250037	KODIAK ISLAND	NaF	ADJ		93		1.2
TOTAL POPULATION SERVED BY SOURCE WATER SYSTEM - - - - -						93		
AKUTAN	2260252	ALEUTIAN ISLANDS	NaF	ADJ		100		1.2
TOTAL POPULATION SERVED BY SOURCE WATER SYSTEM - - - - -						100		
ALAKANUK	2270362	WADE HAMPTON	NaF	ADJ		570		1.2
TOTAL POPULATION SERVED BY SOURCE WATER SYSTEM - - - - -						570		
ALLAKAKET	2300206	YUKON-KOYUKUK CENSUS	NaF	ADJ		197		1.2
TOTAL POPULATION SERVED BY SOURCE WATER SYSTEM - - - - -						197		
AMBLER	2300214	KOBUK CENSUS AREA	NaF	ADJ		301		1.2
TOTAL POPULATION SERVED BY SOURCE WATER SYSTEM - - - - -						301		
ANCHORAGE	2210906	ANCHORAGE BOROUGH	NaF	ADJ	00/00	112535		1.2
TOTAL POPULATION SERVED BY SOURCE WATER SYSTEM - - - - -						112535		
ANGOON	2130017	SKAGWAY-YAKUTAT-ANGO	NaF	ADJ	00/00	714		1.2
TOTAL POPULATION SERVED BY SOURCE WATER SYSTEM - - - - -						714		
ANNETTE		PRINCE OF WALES	NaF	ADJ		0		1.2
TOTAL POPULATION SERVED BY SOURCE WATER SYSTEM - - - - -						0		
ANVIK	2280171	YUKON-KOYUKUK CENSUS		ADJ		101		1.2
TOTAL POPULATION SERVED BY SOURCE WATER SYSTEM - - - - -						101		
ANVIL MTN CORREC CNTR	2234059			ADJ		92		1.2
TOTAL POPULATION SERVED BY SOURCE WATER SYSTEM - - - - -						92		
ARCO KUPARUK CONSTRUCTION	2330031		OTHER	ADJ	00/00	0		1.2
TOTAL POPULATION SERVED BY SOURCE WATER SYSTEM - - - - -						0		
ARCTIC VILLAGE	2230022	YUKON-KOYUKUK CENSUS	NaF	ADJ		138		1.2
TOTAL POPULATION SERVED BY SOURCE WATER SYSTEM - - - - -						138		
ATKA	2260058	ALEUTIAN ISLANDS	NaF	ADJ		107		1.2
TOTAL POPULATION SERVED BY SOURCE WATER SYSTEM - - - - -						107		

POPULATION SERVED FLUORIDATED DRINKING WATER BY SOURCE SYSTEM,
CONSECUTIVE SYSTEM, AND COUNTY WITHIN STATE (AS OF 12/31/92)

ALASKA

WATER SYSTEMS AND CONSECUTIVE SYSTEMS SERVED	EPA ID NO	COUNTY	CHEM USED	STATUS	FLUOR START DATE	POP SERVED	NATURAL SYSTEMS NAT LEVEL	OPT LEVEL
ATMAUTLUAK	2271033	BETHEL CENSUS AREA	NaF	ADJ		300		1.2
TOTAL POPULATION SERVED BY SOURCE WATER SYSTEM - - - - -						300		
BADGER M.H.P.	2231064	FAIRBANKS		ADJ		60		1.2
TOTAL POPULATION SERVED BY SOURCE WATER SYSTEM - - - - -						60		
BERGSTADS TRAILER COURT	2237004	DELTA JUNCTION		ADJ		75		1.2
TOTAL POPULATION SERVED BY SOURCE WATER SYSTEM - - - - -						75		
BERINGST SD-GOLOVIN SCHOOL	2340434	NOME CENSUS AREA	OTHER	ADJ	01/80	48		1.2
TOTAL POPULATION SERVED BY SOURCE WATER SYSTEM - - - - -						48		
BERINGST SD-SHISMAREF SCHOOL	2340298	NOME CENSUS AREA	NaF	ADJ		135		5.0
TOTAL POPULATION SERVED BY SOURCE WATER SYSTEM - - - - -						135		
BERINGST SD-ST. MICHAEL SCHOOL	2340531			ADJ		71		5.0
TOTAL POPULATION SERVED BY SOURCE WATER SYSTEM - - - - -						71		
BERINGST SD-STEBBINS SCHOOL	2340253	NOME CENSUS AREA		ADJ		129		5.0
TOTAL POPULATION SERVED BY SOURCE WATER SYSTEM - - - - -						129		
BERINGST SD-TELLER	2340248	NOME CENSUS AREA	NaF	ADJ		320		1.2
TOTAL POPULATION SERVED BY SOURCE WATER SYSTEM - - - - -						320		
BETHEL	2270346	BETHEL CENSUS AREA	NaF	ADJ		900		1.2
TOTAL POPULATION SERVED BY SOURCE WATER SYSTEM - - - - -						900		
BETHEL PHS HOSPITAL	2227108	BETHEL CENSUS AREA		ADJ		100		1.2
TOTAL POPULATION SERVED BY SOURCE WATER SYSTEM - - - - -						100		
BIRCH CREEK WATER PROJECT	2300468		OTHER	ADJ	00/00	45		1.2
TOTAL POPULATION SERVED BY SOURCE WATER SYSTEM - - - - -						45		
BIRCHVIEW TRAILER COURT	2231083	FAIRBANKS		ADJ		69		1.2
TOTAL POPULATION SERVED BY SOURCE WATER SYSTEM - - - - -						69		

POPULATION SERVED FLUORIDATED DRINKING WATER BY SOURCE SYSTEM,
CONSECUTIVE SYSTEM, AND COUNTY WITHIN STATE (AS OF 12/31/92)

ALASKA

WATER SYSTEMS AND CONSECUTIVE SYSTEMS SERVED	EPA ID NO	COUNTY	CHEM USED	STATUS	FLUOR START DATE	POP SERVED	NATURAL SYSTEMS NAT LEVEL	OPT LEVEL
BIRCHWOOD M.H.P.	2237006	NORTH POLE		ADJ		150		1.2
TOTAL POPULATION SERVED BY SOURCE WATER SYSTEM - - - - -						150		
BREVIK MISSION	2340418	NOME CENSUS AREA	NaF	ADJ	00/00	197		1.2
TOTAL POPULATION SERVED BY SOURCE WATER SYSTEM - - - - -						197		
BUCKLAND	2340125	KOBUK CENSUS AREA	NaF	ADJ	00/00	318		1.2
TOTAL POPULATION SERVED BY SOURCE WATER SYSTEM - - - - -						318		
BUECI, BARROW	2320078	NORTH SLOPE	OTHER	ADJ	00/00	3304		1.2
TOTAL POPULATION SERVED BY SOURCE WATER SYSTEM - - - - -						3304		
CENTRE PARK SUBDIVISION	2237153			ADJ		80		1.2
TOTAL POPULATION SERVED BY SOURCE WATER SYSTEM - - - - -						80		
CHEFORNAK	2270338	BETHEL CENSUS AREA	NaF	ADJ	00/00	800		1.2
TOTAL POPULATION SERVED BY SOURCE WATER SYSTEM - - - - -						800		
CHENEGA IRA VILLAGE	2291952		OTHER	ADJ	00/00	85		1.2
TOTAL POPULATION SERVED BY SOURCE WATER SYSTEM - - - - -						85		
CHEVAK	2270320	WADE HAMPTON CENSUS	NaF	ADJ	00/00	582		1.2
TOTAL POPULATION SERVED BY SOURCE WATER SYSTEM - - - - -						582		
CHIGNIK BAY	2226022	DILLINGHAM CENSUS		ADJ		73		1.2
TOTAL POPULATION SERVED BY SOURCE WATER SYSTEM - - - - -						73		
CHIGNIK LAKE	2261096	DILLINGHAM CENSUS		ADJ		150		1.2
TOTAL POPULATION SERVED BY SOURCE WATER SYSTEM - - - - -						150		
CHISTOCHINA WATER PT	2381197		OTHER	ADJ	00/00	0		1.2
TOTAL POPULATION SERVED BY SOURCE WATER SYSTEM - - - - -						0		
CLARKS POINT	2260202	DILLINGHAM CENSUS	NaF	ADJ		60		1.2
TOTAL POPULATION SERVED BY SOURCE WATER SYSTEM - - - - -						60		
CLEAR AIR FORCE STATION	2239075			ADJ		400		1.2
TOTAL POPULATION SERVED BY SOURCE WATER SYSTEM - - - - -						400		

POPULATION SERVED FLUORIDATED DRINKING WATER BY SOURCE SYSTEM,
CONSECUTIVE SYSTEM, AND COUNTY WITHIN STATE (AS OF 12/31/92)

ALASKA

WATER SYSTEMS AND CONSECUTIVE SYSTEMS SERVED	EPA ID NO	COUNTY	CHEM USED	STATUS	FLUOR START DATE	POP SERVED	NATURAL SYSTEMS NAT LEVEL	OPT LEVEL
COLLEGE UTILITIES CORP	2231090	FAIRBANKS		ADJ		7000		1.2
TOTAL POPULATION SERVED BY SOURCE WATER SYSTEM - - - - -						7000		
CRAIG	2212019	PRINCE OF WALES	NaF	ADJ		1000		1.2
TOTAL POPULATION SERVED BY SOURCE WATER SYSTEM - - - - -						1000		
DEERING	2340222	KOBUK CENSUS AREA	NaF	ADJ		150		1.2
TOTAL POPULATION SERVED BY SOURCE WATER SYSTEM - - - - -						150		
DENALI NATIONAL PARK HQ	2239058			ADJ		50		1.2
TOTAL POPULATION SERVED BY SOURCE WATER SYSTEM - - - - -						50		
DILLINGHAM	2260197	DILLINGHAM CENSUS	NaF	ADJ		2341		1.2
TOTAL POPULATION SERVED BY SOURCE WATER SYSTEM - - - - -						2341		
DOT LAKE	2238060	SOUTHEAST FAIRBANKS	NaF	ADJ		83		1.2
TOTAL POPULATION SERVED BY SOURCE WATER SYSTEM - - - - -						83		
EAGLE VILLAGE	2236001	SOUTHEAST FAIRBANKS	NaF	ADJ		125		1.2
TOTAL POPULATION SERVED BY SOURCE WATER SYSTEM - - - - -						125		
EAGLE VILLAGE CLINIC	2236029	SOUTHEAST FAIRBANKS		ADJ		30		1.2
TOTAL POPULATION SERVED BY SOURCE WATER SYSTEM - - - - -						30		
EEK	2270281	BETHEL CENSUS	NaF	ADJ	00/00	325		1.2
TOTAL POPULATION SERVED BY SOURCE WATER SYSTEM - - - - -						325		
EIELSON AIR FORCE BASE	2370625	FAIRBANKS NORTH STAR OTHER		ADJ	00/00	7013		1.2
TOTAL POPULATION SERVED BY SOURCE WATER SYSTEM - - - - -						7013		
EKLUTNA	2213019		NaF	ADJ		45		1.2
TOTAL POPULATION SERVED BY SOURCE WATER SYSTEM - - - - -						45		
ELIM	2340345	NOME	NaF	ADJ	00/00	304		1.2
TOTAL POPULATION SERVED BY SOURCE WATER SYSTEM - - - - -						304		

POPULATION SERVED FLUORIDATED DRINKING WATER BY SOURCE SYSTEM,
CONSECUTIVE SYSTEM, AND COUNTY WITHIN STATE (AS OF 12/31/92)

ALASKA

WATER SYSTEMS AND CONSECUTIVE SYSTEMS SERVED	EPA ID NO	COUNTY	CHEM USED	STATUS	FLUOR START DATE	POP SERVED	NATURAL SYSTEMS NAT LEVEL	OPT LEVEL
ELMENDORF AIR FORCE BASE	2211423	ANCHORAGE BOROUGH	OTHER	ADJ	00/00	15037		1.2
TOTAL POPULATION SERVED BY SOURCE WATER SYSTEM - - - - -						15037		
EMMONAK	2270299	WADE HAMPTON	NaF	ADJ		751		1.2
TOTAL POPULATION SERVED BY SOURCE WATER SYSTEM - - - - -						751		
ENGLISH BAY	2240464	KENAI PENINSULA	NaF	ADJ		188		1.2
TOTAL POPULATION SERVED BY SOURCE WATER SYSTEM - - - - -						188		
FAA NORTHWAY	2238047			ADJ		25		1.2
TOTAL POPULATION SERVED BY SOURCE WATER SYSTEM - - - - -						25		
FAIRBANKS	2310730	FAIRBANKS NORTH STAR	NaF	ADJ		33000		1.2
TOTAL POPULATION SERVED BY SOURCE WATER SYSTEM - - - - -						33000		
FORT GREELY-BOLIOLK	2237075			ADJ		37		1.2
TOTAL POPULATION SERVED BY SOURCE WATER SYSTEM - - - - -						37		
FORT GREELY-MAIN POST	2370780	FAIRBANKS NORTH STAR	OTHER	ADJ	00/00	1800		1.2
TOTAL POPULATION SERVED BY SOURCE WATER SYSTEM - - - - -						1800		
FORT WAINWRIGHT	2310918	FAIRBANKS NORTH STAR		ADJ		11000		1.2
TOTAL POPULATION SERVED BY SOURCE WATER SYSTEM - - - - -						11000		
FORT YUKON	2236025	YUKON-KOYUKUK CENSUS	NaF	ADJ		672		1.2
TOTAL POPULATION SERVED BY SOURCE WATER SYSTEM - - - - -						672		
GALENA	2360272	YUKON-KOYUKUK CENSUS	NaF	ADJ		501		1.2
TOTAL POPULATION SERVED BY SOURCE WATER SYSTEM - - - - -						501		
GAMBELL	2340476	NOME CENSUS AREA	NaF	ADJ		550		1.2
TOTAL POPULATION SERVED BY SOURCE WATER SYSTEM - - - - -						550		
GAMBELL TROUTMAN LK WELL	2234047	NOME CENSUS AREA	OTHER	ADJ	01/80	350		1.2
TOTAL POPULATION SERVED BY SOURCE WATER SYSTEM - - - - -						350		
GAMBELL WASHETERIA/HS	2340303		OTHER	ADJ	00/00	501		1.2
TOTAL POPULATION SERVED BY SOURCE WATER SYSTEM - - - - -						501		

POPULATION SERVED FLUORIDATED DRINKING WATER BY SOURCE SYSTEM,
CONSECUTIVE SYSTEM, AND COUNTY WITHIN STATE (AS OF 12/31/92)

ALASKA

WATER SYSTEMS AND CONSECUTIVE SYSTEMS SERVED	EPA ID NO	COUNTY	CHEM USED	STATUS	FLUOR START DATE	POP SERVED	NATURAL SYSTEMS NAT LEVEL	OPT LEVEL
GOLOVIN	2340214	NOME CENSUS AREA	NaF	ADJ		158		1.2
TOTAL POPULATION SERVED BY SOURCE WATER SYSTEM - - - - -						158		
GOODNEWS BAY	2270257		OTHER	ADJ	00/00	200		1.2
TOTAL POPULATION SERVED BY SOURCE WATER SYSTEM - - - - -						200		
GRAYLING	2280066	YUKON-KOYUKUK CENSUS	NaF	ADJ	00/00	250		1.2
TOTAL POPULATION SERVED BY SOURCE WATER SYSTEM - - - - -						250		
GULKANA	2380214	VALDEZ-CORDOVA	NaF	ADJ		75		1.2
TOTAL POPULATION SERVED BY SOURCE WATER SYSTEM - - - - -						75		
HOLY CROSS	2280074	YUKON-KOYUKUK CENSUS	NaF	ADJ		350		1.2
TOTAL POPULATION SERVED BY SOURCE WATER SYSTEM - - - - -						350		
HOONAH	2213006	SKAGWAY-YAKUTAT-ANGO	NaF	ADJ		865		1.2
TOTAL POPULATION SERVED BY SOURCE WATER SYSTEM - - - - -						865		
HOOPER BAY #1	2270312	WADE HAMPTON CENSUS	NaF	ADJ		450		1.2
TOTAL POPULATION SERVED BY SOURCE WATER SYSTEM - - - - -						450		
HOOPER BAY #2	2271279	WADE HAMPTON CENSUS	NaF	ADJ		450		1.2
TOTAL POPULATION SERVED BY SOURCE WATER SYSTEM - - - - -						450		
HUFFMAN M.H.P.	2231081	FAIRBANKS NORTH STAR		ADJ		65		1.2
TOTAL POPULATION SERVED BY SOURCE WATER SYSTEM - - - - -						65		
HUGHES	2300272	YUKON-KOYUKUK CENSUS	NaF	ADJ		105		1.2
TOTAL POPULATION SERVED BY SOURCE WATER SYSTEM - - - - -						105		
HUSLIA	2300191	YUKON-KOYUKUK CENSUS	NaF	ADJ		250		1.2
TOTAL POPULATION SERVED BY SOURCE WATER SYSTEM - - - - -						250		
HYDABURG	2120224	PRINCE OF WALES	NaF	ADJ		494		1.2
TOTAL POPULATION SERVED BY SOURCE WATER SYSTEM - - - - -						494		

POPULATION SERVED FLUORIDATED DRINKING WATER BY SOURCE SYSTEM,
CONSECUTIVE SYSTEM, AND COUNTY WITHIN STATE (AS OF 12/31/92)

ALASKA

WATER SYSTEMS AND CONSECUTIVE SYSTEMS SERVED	EPA ID NO	COUNTY	CHEM USED	STATUS	FLUOR START DATE	POP SERVED	NATURAL SYSTEMS NAT LEVEL	OPT LEVEL
IGIUGIG	2260812	DILLINGHAM	NaF	ADJ		33		1.2
TOTAL POPULATION SERVED BY SOURCE WATER SYSTEM - - - - -						33		
JUNEAU	2110342	JUNEAU BOROUGH	NaF	ADJ		18250		1.2
TOTAL POPULATION SERVED BY SOURCE WATER SYSTEM - - - - -						18250		
KAKE	2130083	WRANGELL-PETERSBURG	NaF	ADJ	00/00	850		1.2
TOTAL POPULATION SERVED BY SOURCE WATER SYSTEM - - - - -						850		
KAKTOVIK	2232024	NORTH SLOPE BOROUGH	NaF	ADJ		165		1.2
TOTAL POPULATION SERVED BY SOURCE WATER SYSTEM - - - - -						165		
KALTAG	2360141	YUKON-KOYUKUK CENSUS	NaF	ADJ		278		1.2
TOTAL POPULATION SERVED BY SOURCE WATER SYSTEM - - - - -						278		
KANAKANAK HOSPITAL	2261282		NaF	ADJ		75		1.2
TOTAL POPULATION SERVED BY SOURCE WATER SYSTEM - - - - -						75		
KARLUK	2250087	KODIAK ISLAND	NaF	ADJ		90		1.2
TOTAL POPULATION SERVED BY SOURCE WATER SYSTEM - - - - -						90		
KASAAN	2120606	PRINCE OF WALES	NaF	ADJ		87		1.2
TOTAL POPULATION SERVED BY SOURCE WATER SYSTEM - - - - -						87		
KASIGLUK	2270794	BETHEL CENSUS AREA	NaF	ADJ		328		1.2
TOTAL POPULATION SERVED BY SOURCE WATER SYSTEM - - - - -						328		
KIANA	2340230	KOBUK CENSUS AREA	NaF	ADJ	00/00	432		1.2
TOTAL POPULATION SERVED BY SOURCE WATER SYSTEM - - - - -						432		
KIPNUK	2270736	BETHEL CENSUS AREA		ADJ		430		1.2
TOTAL POPULATION SERVED BY SOURCE WATER SYSTEM - - - - -						430		
KIVALINA	2340117	KOBUK CENSUS AREA	NaF	ADJ		290		1.2
TOTAL POPULATION SERVED BY SOURCE WATER SYSTEM - - - - -						290		
KLAWOCK	2212016	PRINCE OF WALES	NaF	ADJ		300		1.2
TOTAL POPULATION SERVED BY SOURCE WATER SYSTEM - - - - -						300		

POPULATION SERVED FLUORIDATED DRINKING WATER BY SOURCE SYSTEM,
CONSECUTIVE SYSTEM, AND COUNTY WITHIN STATE (AS OF 12/31/92)

ALASKA

WATER SYSTEMS AND CONSECUTIVE SYSTEMS SERVED	EPA ID NO	COUNTY	CHEM USED	STATUS	FLUOR START DATE	POP SERVED	NATURAL SYSTEMS NAT LEVEL	OPT LEVEL
KLUKWAN	2211056	HAINES BOROUGH	NaF	ADJ		150		1.2
TOTAL POPULATION SERVED BY SOURCE WATER SYSTEM - - - - -						150		
KOBUK	2340565	KOBUK CENSUS AREA	NaF	ADJ		93		1.2
TOTAL POPULATION SERVED BY SOURCE WATER SYSTEM - - - - -						93		
KOLIGANEK	2260040	DILLINGHAM CENSUS	NaF	ADJ		116		1.2
TOTAL POPULATION SERVED BY SOURCE WATER SYSTEM - - - - -						116		
KONGIGANAK WATER SYSTEM	2271025		OTHER	ADJ	00/00	288		1.2
TOTAL POPULATION SERVED BY SOURCE WATER SYSTEM - - - - -						288		
KONGIGANEK	2227101	BETHEL CENSUS AREA	NaF	ADJ	00/00	250		1.2
TOTAL POPULATION SERVED BY SOURCE WATER SYSTEM - - - - -						250		
KOTLIK	2270134	WADE HAMPTON CENSUS	NaF	ADJ		413		1.2
TOTAL POPULATION SERVED BY SOURCE WATER SYSTEM - - - - -						413		
KOTZEBUE	2340060	KOBUK CENSUS AREA	NaF	ADJ		2950		1.2
TOTAL POPULATION SERVED BY SOURCE WATER SYSTEM - - - - -						2950		
KOYUK	2340167	NOME CENSUS AREA	NaF	ADJ	00/00	275		1.2
TOTAL POPULATION SERVED BY SOURCE WATER SYSTEM - - - - -						275		
KOYUKUK	2360214	YUKON-KOYUKUK CENSUS	NaF	ADJ		143		1.2
TOTAL POPULATION SERVED BY SOURCE WATER SYSTEM - - - - -						143		
KSD CHUATHBALUK SCHOOL	2270883	BETHEL CENSUS	OTHER	ADJ	00/00	33		1.2
TOTAL POPULATION SERVED BY SOURCE WATER SYSTEM - - - - -						33		
KWETHLUK	2270003	BETHEL CENSUS AREA	NaF	ADJ		467		1.2
TOTAL POPULATION SERVED BY SOURCE WATER SYSTEM - - - - -						467		
KWETHLUK WASHETERIA	2261371		OTHER	ADJ	00/00	604		1.2
TOTAL POPULATION SERVED BY SOURCE WATER SYSTEM - - - - -						604		

POPULATION SERVED FLUORIDATED DRINKING WATER BY SOURCE SYSTEM,
CONSECUTIVE SYSTEM, AND COUNTY WITHIN STATE (AS OF 12/31/92)

ALASKA

WATER SYSTEMS AND CONSECUTIVE SYSTEMS SERVED	EPA ID NO	COUNTY	CHEM USED	STATUS	FLUOR START DATE	POP SERVED	NATURAL SYSTEMS NAT LEVEL	OPT LEVEL
LAKEVIEW TERRACE TRAILER CT	2231039	FAIRBANKS NORTH		ADJ		500		1.2
TOTAL POPULATION SERVED BY SOURCE WATER SYSTEM - - - - -						500		
LAKEVIEW TRAILER COURT	2231038	FAIRBANKS NORTH		ADJ		150		1.2
TOTAL POPULATION SERVED BY SOURCE WATER SYSTEM - - - - -						150		
LARRY'S APARTMENTS	2237087	FAIRBANKS NORTH		ADJ		50		1.2
TOTAL POPULATION SERVED BY SOURCE WATER SYSTEM - - - - -						50		
LARSEN BAY	2250134	KODIAK ISLAND	NaF	ADJ		450		1.2
TOTAL POPULATION SERVED BY SOURCE WATER SYSTEM - - - - -						450		
LITTLE DIOMEDE	2340141		NaF	ADJ	00/00	184		1.2
TOTAL POPULATION SERVED BY SOURCE WATER SYSTEM - - - - -						184		
LIVING WORD ACADEMY	2238032			ADJ		130		1.2
TOTAL POPULATION SERVED BY SOURCE WATER SYSTEM - - - - -						130		
LKSD KWIGILLINGOK HS & ELEM	2270964		OTHER	ADJ	00/00	50		1.2
TOTAL POPULATION SERVED BY SOURCE WATER SYSTEM - - - - -						50		
LOWER KALSAG	2270697	BETHEL CENSUS AREA	NaF	ADJ		280		1.2
TOTAL POPULATION SERVED BY SOURCE WATER SYSTEM - - - - -						280		
MANLY	2230048			ADJ		50		1.2
TOTAL POPULATION SERVED BY SOURCE WATER SYSTEM - - - - -						50		
MANOKOTAK	2260090	BRISTOL BAY	NaF	ADJ		299		1.2
TOTAL POPULATION SERVED BY SOURCE WATER SYSTEM - - - - -						299		
MARLOR APTS #1	2231065	FAIRBANKS NORTH		ADJ		25		1.2
TOTAL POPULATION SERVED BY SOURCE WATER SYSTEM - - - - -						25		
MARSHALL	2270273		NaF	ADJ		276		1.2
TOTAL POPULATION SERVED BY SOURCE WATER SYSTEM - - - - -						276		
MCGRATH	2280155	YUKON-KOYUKUK CENSUS	NaF	ADJ		600		1.2
TOTAL POPULATION SERVED BY SOURCE WATER SYSTEM - - - - -						600		

POPULATION SERVED FLUORIDATED DRINKING WATER BY SOURCE SYSTEM,
CONSECUTIVE SYSTEM, AND COUNTY WITHIN STATE (AS OF 12/31/92)

ALASKA

WATER SYSTEMS AND CONSECUTIVE SYSTEMS SERVED	EPA ID NO	COUNTY	CHEM USED	STATUS	FLUOR START DATE	POP SERVED	NATURAL SYSTEMS NAT LEVEL	OPT LEVEL
MEKORYUK WATER SYSTEM	2270142		OTHER	ADJ	00/00	0		1.2
TOTAL POPULATION SERVED BY SOURCE WATER SYSTEM - - - - -						0		
METLAKATLA	2211202	KETCHIKAN GATEWAY	NaF	ADJ		1080		1.2
TOTAL POPULATION SERVED BY SOURCE WATER SYSTEM - - - - -						1080		
MINTO	2300159	YUKON-KOYUKUK CENSUS	NaF	ADJ		190		1.2
TOTAL POPULATION SERVED BY SOURCE WATER SYSTEM - - - - -						190		
MOOSE CREEK APTS	2237055	FAIRBANKS NORTH		ADJ		199		1.2
TOTAL POPULATION SERVED BY SOURCE WATER SYSTEM - - - - -						199		
MOUNTAIN VILLAGE	2270150	WADE HAMPTON CENSUS		ADJ		700		1.2
TOTAL POPULATION SERVED BY SOURCE WATER SYSTEM - - - - -						700		
NAKNEK	2261004	BRISTOL BAY	NaF	ADJ		34		1.2
TOTAL POPULATION SERVED BY SOURCE WATER SYSTEM - - - - -						34		
NAPAKIAK	2260121	BETHEL CENSUS AREA	NaF	ADJ		286		1.2
TOTAL POPULATION SERVED BY SOURCE WATER SYSTEM - - - - -						286		
NAPASKIAK	2260139	BETHEL CENSUS AREA	NaF	ADJ		307		1.2
TOTAL POPULATION SERVED BY SOURCE WATER SYSTEM - - - - -						307		
NAVAL ARCTIC RES STA	2232005			ADJ		200		1.2
TOTAL POPULATION SERVED BY SOURCE WATER SYSTEM - - - - -						200		
NELSON LAGOON	2260804	BRISTOL BAY	OTHER	ADJ	01/80	70		1.2
TOTAL POPULATION SERVED BY SOURCE WATER SYSTEM - - - - -						70		
NENANA	2239006	YUKON-KOYUKUK CENSUS	NaF	ADJ		600		1.2
TOTAL POPULATION SERVED BY SOURCE WATER SYSTEM - - - - -						600		
NEW STUYAHOK	2260367	BRISTOL BAY	NaF	ADJ		337		1.2
TOTAL POPULATION SERVED BY SOURCE WATER SYSTEM - - - - -						337		

POPULATION SERVED FLUORIDATED DRINKING WATER BY SOURCE SYSTEM,
CONSECUTIVE SYSTEM, AND COUNTY WITHIN STATE (AS OF 12/31/92)

ALASKA

WATER SYSTEMS AND CONSECUTIVE SYSTEMS SERVED	EPA ID NO	COUNTY	CHEM USED	STATUS	FLUOR START DATE	POP SERVED	NATURAL SYSTEMS NAT LEVEL	OPT LEVEL
NEWHALEN SUBDIVISION	2260066			ADJ		80		1.2
	TOTAL POPULATION SERVED BY SOURCE WATER SYSTEM - - - - -					80		
NEWTOK	2227071	BETHEL/WADE HAMPTON	NaF	ADJ		25		1.2
	TOTAL POPULATION SERVED BY SOURCE WATER SYSTEM - - - - -					25		
NIGHTMUTE	2271326	BETHEL CENSUS AREA	OTHER	ADJ	01/80	141		1.2
	TOTAL POPULATION SERVED BY SOURCE WATER SYSTEM - - - - -					141		
NIKOLSKI	2260278	BRISTOL BAY	OTHER	ADJ	01/80	39		1.2
	TOTAL POPULATION SERVED BY SOURCE WATER SYSTEM - - - - -					39		
NOATAK	2234015	KOBUK CENSUS AREA	NaF	ADJ		300		1.2
	TOTAL POPULATION SERVED BY SOURCE WATER SYSTEM - - - - -					300		
NOME	2340010	NOME CENSUS AREA		ADJ		4200		1.2
	TOTAL POPULATION SERVED BY SOURCE WATER SYSTEM - - - - -					4200		
NONDALTON	2260260	BRISTOL BAY	NaF	ADJ		220		1.2
	TOTAL POPULATION SERVED BY SOURCE WATER SYSTEM - - - - -					220		
NOORVIK	2340109	KOBUK CENSUS AREA	NaF	ADJ		525		1.2
	TOTAL POPULATION SERVED BY SOURCE WATER SYSTEM - - - - -					525		
NORTH POLE UTILITIES	2231067	FAIRBANKS NORTH STAR		ADJ		823		1.2
	TOTAL POPULATION SERVED BY SOURCE WATER SYSTEM - - - - -					823		
NORTH STAR RENT-MISSION	2231199	NORTH STAR BOROUGH		ADJ		25		1.2
	TOTAL POPULATION SERVED BY SOURCE WATER SYSTEM - - - - -					25		
NORTH STAR RENT-WYATT	2231198	NORTH STAR BOROUGH		ADJ		25		1.2
	TOTAL POPULATION SERVED BY SOURCE WATER SYSTEM - - - - -					25		
NSBU - ANAKTUVUK PASS	2350057		OTHER	ADJ	00/00	325		1.2
	TOTAL POPULATION SERVED BY SOURCE WATER SYSTEM - - - - -					325		
NUIQSUT	2232026	NORTH SLOPE BOROUGH	NaF	ADJ		319		1.2
	TOTAL POPULATION SERVED BY SOURCE WATER SYSTEM - - - - -					319		

POPULATION SERVED FLUORIDATED DRINKING WATER BY SOURCE SYSTEM,
CONSECUTIVE SYSTEM, AND COUNTY WITHIN STATE (AS OF 12/31/92)

ALASKA

WATER SYSTEMS AND CONSECUTIVE SYSTEMS SERVED	EPA ID NO	COUNTY	CHEM USED	STATUS	FLUOR START DATE	POP SERVED	NATURAL SYSTEMS NAT LEVEL	OPT LEVEL
NULATO (PHS)	2360434	YUKON-KOYUKUK CENSUS	NaF	ADJ		365		1.2
TOTAL POPULATION SERVED BY SOURCE WATER SYSTEM - - - - -						365		
NULATO (VSW)	2360133	YUKON-KOYUKUK CENSUS	NaF	ADJ		385		1.2
TOTAL POPULATION SERVED BY SOURCE WATER SYSTEM - - - - -						385		
NUNAPITCHUK	2260820	BETHEL CENSUS AREA	NaF	ADJ		313		1.2
TOTAL POPULATION SERVED BY SOURCE WATER SYSTEM - - - - -						313		
OLD HARBOR	2250061	KODIAK ISLAND	NaF	ADJ		284		1.2
TOTAL POPULATION SERVED BY SOURCE WATER SYSTEM - - - - -						284		
OSCARVILLE	2227006	BETHEL CENSUS AREA		ADJ		51		1.2
TOTAL POPULATION SERVED BY SOURCE WATER SYSTEM - - - - -						51		
OUZINKIE	2250053	KODIAK ISLAND	NaF	ADJ		216		1.2
TOTAL POPULATION SERVED BY SOURCE WATER SYSTEM - - - - -						216		
PEACEFUL MEADOWS M.H.P.	2231063			ADJ		28		1.2
TOTAL POPULATION SERVED BY SOURCE WATER SYSTEM - - - - -						28		
PERRYVILLE	2260359	DILLINGHAM	NaF	ADJ		172		1.2
TOTAL POPULATION SERVED BY SOURCE WATER SYSTEM - - - - -						172		
PETER PAN HOUSING FALSE PASS	2260317	ALEUTIAN ISLANDS		ADJ	00/00	65		1.2
TOTAL POPULATION SERVED BY SOURCE WATER SYSTEM - - - - -						65		
PETERSBURG	2130148	WRANGELL-PETERSBURG	NaF	ADJ		4300		1.2
TOTAL POPULATION SERVED BY SOURCE WATER SYSTEM - - - - -						4300		
PILOT STATION	2260163	WADE HAMPTON CENSUS	NaF	ADJ		460		1.2
TOTAL POPULATION SERVED BY SOURCE WATER SYSTEM - - - - -						460		
PITKAS POINT	2270100	WADE HAMPTON CENSUS	NaF	ADJ		101		1.2
TOTAL POPULATION SERVED BY SOURCE WATER SYSTEM - - - - -						101		

POPULATION SERVED FLUORIDATED DRINKING WATER BY SOURCE SYSTEM,
CONSECUTIVE SYSTEM, AND COUNTY WITHIN STATE (AS OF 12/31/92)

ALASKA

WATER SYSTEMS AND CONSECUTIVE SYSTEMS SERVED	EPA ID NO	COUNTY	CHEM USED	STATUS	FLUOR START DATE	POP SERVED	NATURAL SYSTEMS NAT LEVEL	OPT LEVEL
POINT LAY	2232025	NORTH SLOPE BOROUGH		ADJ		94		1.2
TOTAL POPULATION SERVED BY SOURCE WATER SYSTEM - - - - -						94		
PORT GRAHAM	2240498	KENAI PENINSULA	NaF	ADJ		244		1.2
TOTAL POPULATION SERVED BY SOURCE WATER SYSTEM - - - - -						244		
PORT LIONS	2250045	KODIAK ISLAND	NaF	ADJ		349		1.2
TOTAL POPULATION SERVED BY SOURCE WATER SYSTEM - - - - -						349		
PTARMIGAN HEIGHTS UTIL	2231093	FAIRBANKS NORTH STAR		ADJ		60		1.2
TOTAL POPULATION SERVED BY SOURCE WATER SYSTEM - - - - -						60		
QUINHAGAK	2271041	BETHEL CENSUS AREA	NaF	ADJ		530		1.2
TOTAL POPULATION SERVED BY SOURCE WATER SYSTEM - - - - -						530		
RAINBOW VALLEY M.H.P.	2231087	FAIRBANKS NORTH STAR		ADJ		300		1.2
TOTAL POPULATION SERVED BY SOURCE WATER SYSTEM - - - - -						300		
RIVERVIEW M.H.P.	2231086	FAIRBANKS NORTH STAR		ADJ		90		1.2
TOTAL POPULATION SERVED BY SOURCE WATER SYSTEM - - - - -						90		
RUSSIAN MISSION	2270168	WADE HAMPTON CENSUS	NaF	ADJ		225		1.2
TOTAL POPULATION SERVED BY SOURCE WATER SYSTEM - - - - -						225		
SAINT MARY'S	2270176	WADE HAMPTON CENSUS		ADJ		499		1.2
TOTAL POPULATION SERVED BY SOURCE WATER SYSTEM - - - - -						499		
SAINT MICHAEL	2340337	NOME CENSUS AREA	OTHER	ADJ	00/00	240		1.2
TOTAL POPULATION SERVED BY SOURCE WATER SYSTEM - - - - -						240		
SAINT PAUL	2260286	PRIIBILOF ISLANDS	OTHER	ADJ	00/00	586		1.2
TOTAL POPULATION SERVED BY SOURCE WATER SYSTEM - - - - -						586		
SAND POINT	2260294	ALEUTIAN ISLANDS	NaF	ADJ		1578		1.2
TOTAL POPULATION SERVED BY SOURCE WATER SYSTEM - - - - -						1578		
SAVOONGA	2340183	NOME CENSUS AREA	NaF	ADJ		530		1.2
TOTAL POPULATION SERVED BY SOURCE WATER SYSTEM - - - - -						530		

POPULATION SERVED FLUORIDATED DRINKING WATER BY SOURCE SYSTEM,
CONSECUTIVE SYSTEM, AND COUNTY WITHIN STATE (AS OF 12/31/92)

ALASKA

WATER SYSTEMS AND CONSECUTIVE SYSTEMS SERVED	EPA ID NO	COUNTY	CHEM USED	STATUS	FLUOR START DATE	POP SERVED	NATURAL SYSTEMS NAT LEVEL	OPT LEVEL
SAXMAN	2212012	KETCHIKAN GATEWAY	NaF	ADJ		460		1.2
TOTAL POPULATION SERVED BY SOURCE WATER SYSTEM - - - - -						460		
SCAMMON BAY	2270184	WADE HAMPTON CENSUS	NaF	ADJ		250		1.2
TOTAL POPULATION SERVED BY SOURCE WATER SYSTEM - - - - -						250		
SELAWIK	2234037	KOBUK CENSUS AREA		ADJ		650		1.2
TOTAL POPULATION SERVED BY SOURCE WATER SYSTEM - - - - -						650		
SELDOVIA	2240707	KENAI PENINSULA		ADJ		550		1.2
TOTAL POPULATION SERVED BY SOURCE WATER SYSTEM - - - - -						550		
SHAGELUK	2280040	YUKON-KOYUKUK CENSUS	NaF	ADJ		150		1.2
TOTAL POPULATION SERVED BY SOURCE WATER SYSTEM - - - - -						150		
SHAKTOOLIK	2340442	NOME CENSUS AREA	NaF	ADJ		177		1.2
TOTAL POPULATION SERVED BY SOURCE WATER SYSTEM - - - - -						177		
SHELDONS POINT	2270207	WADE HAMPTON CENSUS	NaF	ADJ		107		1.2
TOTAL POPULATION SERVED BY SOURCE WATER SYSTEM - - - - -						107		
SHISMAREF	2340484	NOME CENSUS AREA	NaF	ADJ		432		1.2
TOTAL POPULATION SERVED BY SOURCE WATER SYSTEM - - - - -						432		
SHUNGNAK	2340361	KOBUK CENSUS AREA	OTHER	ADJ	00/00	210		1.2
TOTAL POPULATION SERVED BY SOURCE WATER SYSTEM - - - - -						210		
SITKA	2130075	SITKA BOROUGH	NaF	ADJ		9500		1.2
TOTAL POPULATION SERVED BY SOURCE WATER SYSTEM - - - - -						9500		
SMITH'S GREEN ACRES MHP	2237082			ADJ		40		1.2
TOTAL POPULATION SERVED BY SOURCE WATER SYSTEM - - - - -						40		
SOUTH NAKNEK	2260333	BRISTOL BAY	NaF	ADJ		29		1.2
TOTAL POPULATION SERVED BY SOURCE WATER SYSTEM - - - - -						29		

POPULATION SERVED FLUORIDATED DRINKING WATER BY SOURCE SYSTEM,
CONSECUTIVE SYSTEM, AND COUNTY WITHIN STATE (AS OF 12/31/92)

ALASKA

WATER SYSTEMS AND CONSECUTIVE SYSTEMS SERVED	EPA ID NO	COUNTY	CHEM USED	STATUS	FLUOR START DATE	POP SERVED	NATURAL SYSTEMS NAT LEVEL	OPT LEVEL
STAN ORCUTT APTS	2237034	SOUTHEAST FAIRBANKS		ADJ		60		1.2
TOTAL POPULATION SERVED BY SOURCE WATER SYSTEM - - - - -						60		
STEBBINS	2340492	NOME CENSUS AREA	NaF	ADJ	00/00	360		1.2
TOTAL POPULATION SERVED BY SOURCE WATER SYSTEM - - - - -						360		
STEVENS VILLAGE	2360442	YUKON-KOYUKUK CENSUS	NaF	ADJ	00/00	80		1.2
TOTAL POPULATION SERVED BY SOURCE WATER SYSTEM - - - - -						80		
TAKOTNA	2280163	YUKON-KOYUKUK CENSUS	NaF	ADJ		35		1.2
TOTAL POPULATION SERVED BY SOURCE WATER SYSTEM - - - - -						35		
TANACROSS	2380531	FAIRBANKS NORTH STAR	NaF	ADJ		90		1.2
TOTAL POPULATION SERVED BY SOURCE WATER SYSTEM - - - - -						90		
TANANA (VSW)	2360109	YUKON-KOYUKUK CENSUS	NaF	ADJ	00/00	450		1.2
TOTAL POPULATION SERVED BY SOURCE WATER SYSTEM - - - - -						450		
TATITLEK	2291130	VALDEZ-CORDOVA	NaF	ADJ		95		1.2
TOTAL POPULATION SERVED BY SOURCE WATER SYSTEM - - - - -						95		
TETLIN	2238063	SOUTHEAST FAIRBANKS	NaF	ADJ		85		1.2
TOTAL POPULATION SERVED BY SOURCE WATER SYSTEM - - - - -						85		
THE VILLAGE M.H.P.	2231080			ADJ		345		1.2
TOTAL POPULATION SERVED BY SOURCE WATER SYSTEM - - - - -						345		
TOGIAK	2260325	BRISTOL BAY	NaF	ADJ		925		1.2
TOTAL POPULATION SERVED BY SOURCE WATER SYSTEM - - - - -						925		
TOKSOOK BAY	2270215	BETHEL CENSUS AREA	NaF	ADJ		381		1.2
TOTAL POPULATION SERVED BY SOURCE WATER SYSTEM - - - - -						381		
TOWN & COUNTRY TRLR CT	2231089			ADJ		200		1.2
TOTAL POPULATION SERVED BY SOURCE WATER SYSTEM - - - - -						200		
TULUKSAK	2270223	BETHEL CENSUS AREA	NaF	ADJ		310		1.2
TOTAL POPULATION SERVED BY SOURCE WATER SYSTEM - - - - -						310		

POPULATION SERVED FLUORIDATED DRINKING WATER BY SOURCE SYSTEM,
CONSECUTIVE SYSTEM, AND COUNTY WITHIN STATE (AS OF 12/31/92)

ALASKA

WATER SYSTEMS AND CONSECUTIVE SYSTEMS SERVED	EPA ID NO	COUNTY	CHEM USED	STATUS	FLUOR START DATE	POP SERVED	NATURAL SYSTEMS NAT LEVEL	OPT LEVEL
TUNTUTULIAK	2271211	BETHEL CENSUS AREA	NaF	ADJ		304		1.2
TOTAL POPULATION SERVED BY SOURCE WATER SYSTEM - - - - -						304		
TUNUNAK	2270231	BETHEL CENSUS AREA	NaF	ADJ		347		1.2
TOTAL POPULATION SERVED BY SOURCE WATER SYSTEM - - - - -						347		
TWIN HILLS	2260032	DILLINGHAM CENSUS	NaF	ADJ		55		1.2
TOTAL POPULATION SERVED BY SOURCE WATER SYSTEM - - - - -						55		
TYONEK	2240472	KENAI PENINSULA	NaF	ADJ		160		1.2
TOTAL POPULATION SERVED BY SOURCE WATER SYSTEM - - - - -						160		
U.S. AIR FORCE-GALENA	2236015	YUKON-KOYUKUK CENSUS		ADJ		310		1.2
TOTAL POPULATION SERVED BY SOURCE WATER SYSTEM - - - - -						310		
U.S. CUSTOMS BORDER STATION	2238046	YUKON-KOYUKUK CENSUS		ADJ		28		1.2
TOTAL POPULATION SERVED BY SOURCE WATER SYSTEM - - - - -						28		
UNALAKLEET	2234038	NOME CENSUS AREA	NaF	ADJ		750		1.2
TOTAL POPULATION SERVED BY SOURCE WATER SYSTEM - - - - -						750		
UNALASKA	2260309	ALEUTION ISLANDS	OTHER	ADJ	01/80	6000		1.2
TOTAL POPULATION SERVED BY SOURCE WATER SYSTEM - - - - -						6000		
UNALASKA SCHOOL		ALEUTIAN ISLANDS	NaF	ADJ		25		5.0
TOTAL POPULATION SERVED BY SOURCE WATER SYSTEM - - - - -						25		
UNIVERSITY OF ALASKA	2231068	FAIRBANKS		ADJ		2000		1.2
TOTAL POPULATION SERVED BY SOURCE WATER SYSTEM - - - - -						2000		
US ARMY FORT RICHARDSON	2212039	ANCHORAGE BOROUGH		ADJ	00/00	11500		1.2
TOTAL POPULATION SERVED BY SOURCE WATER SYSTEM - - - - -						11500		
USCG KODIAK SUPPORT CTR	2250126			ADJ		3092		1.2
TOTAL POPULATION SERVED BY SOURCE WATER SYSTEM - - - - -						3092		

POPULATION SERVED FLUORIDATED DRINKING WATER BY SOURCE SYSTEM,
CONSECUTIVE SYSTEM, AND COUNTY WITHIN STATE (AS OF 12/31/92)

ALASKA

WATER SYSTEMS AND CONSECUTIVE SYSTEMS SERVED	EPA ID NO	COUNTY	CHEM USED	STATUS	FLUOR START DATE	POP SERVED	NATURAL SYSTEMS NAT LEVEL	OPT LEVEL
USCG PORT CLARENCE LORAN	2234008	NOME CENSUS AREA		ADJ		28		1.2
TOTAL POPULATION SERVED BY SOURCE WATER SYSTEM - - - - -						28		
VALLEY WATER CO	2231092	FAIRBANKS NORTH STAR		ADJ		612		1.2
TOTAL POPULATION SERVED BY SOURCE WATER SYSTEM - - - - -						612		
VENETIE	2300248	YUKON-KOYUKUK	NaF	ADJ		208		1.2
TOTAL POPULATION SERVED BY SOURCE WATER SYSTEM - - - - -						208		
WALES	2340191	NOME CENSUS AREA	NaF	ADJ	00/00	165		1.2
TOTAL POPULATION SERVED BY SOURCE WATER SYSTEM - - - - -						165		
WHITE MTN	2340507	NOME CENSUS AREA	OTHER	ADJ	01/80	180		1.2
TOTAL POPULATION SERVED BY SOURCE WATER SYSTEM - - - - -						180		
WILDWOOD M.H.P.	2231085	FAIRBANKS NORTH STAR		ADJ		219		1.2
TOTAL POPULATION SERVED BY SOURCE WATER SYSTEM - - - - -						219		
YAKUTAT	2213017	SKAGWAY-YAKUTAT-ANGO	NaF	ADJ	00/00	435		1.2
TOTAL POPULATION SERVED BY SOURCE WATER SYSTEM - - - - -						435		
YFLATS SD-BIRCH CREEK SCHOOL	2300167		OTHER	ADJ	00/00	0		1.2
TOTAL POPULATION SERVED BY SOURCE WATER SYSTEM - - - - -						0		
YFLATS SD-CHALKYITSIK SCHOOL	2300183	YUKON-KOYUKUK CENSUS	NaF	ADJ	00/00	92		1.2
TOTAL POPULATION SERVED BY SOURCE WATER SYSTEM - - - - -						92		

STATE SUMMARY DATA AS OF 12/31/92

ARIZONA

SYSTEM SIZE CLASSIFICATION

	FLUORIDATED SYSTEMS		PUBLIC WATER SYSTEMS	
	NUMBER OF SYSTEMS	TOTAL POPULATION	NUMBER OF SYSTEMS	TOTAL POPULATION
=<1,000	137	38,088	684	173,000
1,001-5,000	46	111,297	106	272,000
5,001-10,000	13	98,903	20	147,000
10,001-50,000	11	195,473	28	567,000
50,001-100,000	0	0	1	100,000
>100,000	3	1,183,930	6	2,003,000
TOTAL	210	1,627,691	845	3,263,000

FLUORIDATED SYSTEM CLASSIFICATION

	NUMBER	POPULATION	PERCENTAGE (POP.)
ADJUSTED	72	1,276,967	78.5
CONSECUTIVE	1	5458	0.3
NATURAL	137	345,266	21.2
TOTAL	210	1,627,691	

SCHOOLS, INDIAN AND MILITARY SYSTEMS

	ADJUSTED		NATURAL	
	NUMBER	POP.	NUMBER	POP.
TOTAL SCHOOLS	0	0	0	0
INDIAN SYSTEMS	67	80,867	42	9,399
INDIAN SCHOOLS	1	170	3	660
MILITARY SYSTEMS	0	0	5	26,100

CHEMICAL USAGE OF FLUORIDATING SYSTEMS

	NUMBER	POPULATION
SODIUM FLUORIDE	62	207,437
SODIUM SILICOFLUORIDE	2	150,458
HYDROFLUOSILICIC ACID	2	919,930

POPULATION SERVED FLUORIDATED DRINKING WATER BY SOURCE SYSTEM,
CONSECUTIVE SYSTEM, AND COUNTY WITHIN STATE (AS OF 12/31/92)

ARIZONA

WATER SYSTEMS AND CONSECUTIVE SYSTEMS SERVED	EPA ID NO	COUNTY	CHEM USED	STATUS	FLUOR START DATE	POP SERVED	NATURAL SYSTEMS NAT LEVEL	OPT LEVEL
AJO IMPROV CO	0410001	PIMA		NATL		1785	2.0	
TOTAL POPULATION SERVED BY SOURCE WATER SYSTEM - - - - -						1785		
AJO IMPROV CO-PD PLANT	0410221	PIMA		NATL		500	2.0	
TOTAL POPULATION SERVED BY SOURCE WATER SYSTEM - - - - -						500		
AJO-AZ WTR CO	0410003	PIMA		NATL		2200	2.0	
TOTAL POPULATION SERVED BY SOURCE WATER SYSTEM - - - - -						2200		
AK CHIN	0400022	PIMA		NATL		126	1.3	
TOTAL POPULATION SERVED BY SOURCE WATER SYSTEM - - - - -						126		
ANEGAM	0400039	PIMA		NATL		206	0.9	
TOTAL POPULATION SERVED BY SOURCE WATER SYSTEM - - - - -						206		
APACHE JUNCTION	0411004	PINAL		NATL		17200	0.7	
TOTAL POPULATION SERVED BY SOURCE WATER SYSTEM - - - - -						17200		
AQUILA	0407003	MARICOPA		NATL		650	1.5	
TOTAL POPULATION SERVED BY SOURCE WATER SYSTEM - - - - -						650		
ARIZONA CITY	0411008	PINAL		NATL		1200	1.0	
TOTAL POPULATION SERVED BY SOURCE WATER SYSTEM - - - - -						1200		
AVONDALE	0407088	MARICOPA		NATL		7000	1.4	
TOTAL POPULATION SERVED BY SOURCE WATER SYSTEM - - - - -						7000		
AZ WATER CO-WHITE TANK	0407128	MARICOPA		NATL		1400	1.5	
TOTAL POPULATION SERVED BY SOURCE WATER SYSTEM - - - - -						1400		
BARROWS RENTAL PARK	0402327	COCHISE		NATL		100	2.8	
TOTAL POPULATION SERVED BY SOURCE WATER SYSTEM - - - - -						100		
BENSON	0402005	COCHISE		NATL		3824	1.2	
TOTAL POPULATION SERVED BY SOURCE WATER SYSTEM - - - - -						3824		
BISBEE	0402001	COCHISE	Acid	ADJ	/73	12000		0.7
TOTAL POPULATION SERVED BY SOURCE WATER SYSTEM - - - - -						12000		

POPULATION SERVED FLUORIDATED DRINKING WATER BY SOURCE SYSTEM,
CONSECUTIVE SYSTEM, AND COUNTY WITHIN STATE (AS OF 12/31/92)

ARIZONA

WATER SYSTEMS AND CONSECUTIVE SYSTEMS SERVED	EPA ID NO	COUNTY	CHEM USED	STATUS	FLUOR START DATE	POP SERVED	NATURAL SYSTEMS NAT LEVEL	OPT LEVEL
BLUE GAP-TACHEE	0400363	NAVAJO			NATL	560	0.7	
TOTAL POPULATION SERVED BY SOURCE WATER SYSTEM - - - - -						560		
BOUSE	0415038	LA PAZ			NATL	250	3.0	
TOTAL POPULATION SERVED BY SOURCE WATER SYSTEM - - - - -						250		
BUCKEYE	0407089	MARICOPA			NATL	2800	1.4	
TOTAL POPULATION SERVED BY SOURCE WATER SYSTEM - - - - -						2800		
CAMERON COMMUNITY	0403010	COCONINO			NATL	540	0.9	
TOTAL POPULATION SERVED BY SOURCE WATER SYSTEM - - - - -						540		
CANYON DAY	0400080	GILA	NaF	ADJ	04/85	1050		1.0
TOTAL POPULATION SERVED BY SOURCE WATER SYSTEM - - - - -						1050		
CAREFREE	0407015	MARICOPA			NATL	2080	1.0	
TOTAL POPULATION SERVED BY SOURCE WATER SYSTEM - - - - -						2080		
CARRIZO	0400244	GILA	NaF	ADJ	04/85	220		1.0
TOTAL POPULATION SERVED BY SOURCE WATER SYSTEM - - - - -						220		
CASA GRANDE	0411009	PINAL			NATL	24240	1.1	
TOTAL POPULATION SERVED BY SOURCE WATER SYSTEM - - - - -						24240		
CAVE CREEK	0407016	MARICOPA			NATL	1960	1.0	
TOTAL POPULATION SERVED BY SOURCE WATER SYSTEM - - - - -						1960		
CEDAR CREEK	0400081	GILA	NaF	ADJ	04/85	200		1.0
TOTAL POPULATION SERVED BY SOURCE WATER SYSTEM - - - - -						200		
CHARCO 27	0400008	PIMA			NATL	95	0.8	
TOTAL POPULATION SERVED BY SOURCE WATER SYSTEM - - - - -						95		
CHILCHINBETO COMMUNITY	0400290		NaF	ADJ		530		1.0
TOTAL POPULATION SERVED BY SOURCE WATER SYSTEM - - - - -						530		

POPULATION SERVED FLUORIDATED DRINKING WATER BY SOURCE SYSTEM,
CONSECUTIVE SYSTEM, AND COUNTY WITHIN STATE (AS OF 12/31/92)

ARIZONA

WATER SYSTEMS AND CONSECUTIVE SYSTEMS SERVED	EPA ID NO	COUNTY	CHEM USED	STATUS	FLUOR START DATE	POP SERVED	NATURAL SYSTEMS NAT LEVEL	OPT LEVEL
CHINLE COMMUNITY	0400174		NaF	ADJ		1890		1.0
	TOTAL POPULATION SERVED BY SOURCE WATER SYSTEM - - - - -					1890		
CHLORIDE	0408005	MOHAVE		NATL		300	0.7	
	TOTAL POPULATION SERVED BY SOURCE WATER SYSTEM - - - - -					300		
CHOULIC	0400024	PIMA		NATL		80	1.8	
	TOTAL POPULATION SERVED BY SOURCE WATER SYSTEM - - - - -					80		
CHUICHU	0400003	PINAL		NATL		396	1.0	
	TOTAL POPULATION SERVED BY SOURCE WATER SYSTEM - - - - -					396		
CIBECUE	0400243	NAVAJO	NaF	ADJ	04/85	25		1.0
	TOTAL POPULATION SERVED BY SOURCE WATER SYSTEM - - - - -					25		
CITIZENS UTIL CO-TUBAL SYS	0412001	SANTA CRUZ		NATL		1162	1.2	
	TOTAL POPULATION SERVED BY SOURCE WATER SYSTEM - - - - -					1162		
CLIFTON	0406002	GREENLEE		NATL		3000	0.7	
	TOTAL POPULATION SERVED BY SOURCE WATER SYSTEM - - - - -					3000		
COBABI	0400224	PIMA		NATL		53	2.2	
	TOTAL POPULATION SERVED BY SOURCE WATER SYSTEM - - - - -					53		
COCKLEBURR	0400034	PINAL		NATL		127	3.3	
	TOTAL POPULATION SERVED BY SOURCE WATER SYSTEM - - - - -					127		
COLORADO RIVER INDIAN TRIBES	0400051	LA PAZ	NaF	ADJ	06/84	3000		0.9
	TOTAL POPULATION SERVED BY SOURCE WATER SYSTEM - - - - -					3000		
CONCHO WTR CO	0401011	APACHE		NATL		168	0.9	
	TOTAL POPULATION SERVED BY SOURCE WATER SYSTEM - - - - -					168		
CONSOL WTR CO-CITY CIRCLE	0407112	MARICOPA		NATL		387	0.9	
	TOTAL POPULATION SERVED BY SOURCE WATER SYSTEM - - - - -					387		
COOLIDGE	0411014	PINAL		NATL		9165	1.2	
	TOTAL POPULATION SERVED BY SOURCE WATER SYSTEM - - - - -					9165		

POPULATION SERVED FLUORIDATED DRINKING WATER BY SOURCE SYSTEM,
CONSECUTIVE SYSTEM, AND COUNTY WITHIN STATE (AS OF 12/31/92)

ARIZONA

WATER SYSTEMS AND CONSECUTIVE SYSTEMS SERVED	EPA ID NO	COUNTY	CHEM USED	STATUS	FLUOR START DATE	POP SERVED	NATURAL SYSTEMS NAT LEVEL	OPT LEVEL
CORNFIELDS COMMUNITY	0400255		NaF	ADJ		180		1.0
TOTAL POPULATION SERVED BY SOURCE WATER SYSTEM - - - - -						180		
CORNFIELDS EL PASO	0400325	APACHE		NATL		220	0.7	
TOTAL POPULATION SERVED BY SOURCE WATER SYSTEM - - - - -						220		
COTTONWOOD COMMUNITY	0403021		NaF	ADJ		190		1.0
TOTAL POPULATION SERVED BY SOURCE WATER SYSTEM - - - - -						190		
COWLIC	0400029	PIMA		NATL		142	1.2	
TOTAL POPULATION SERVED BY SOURCE WATER SYSTEM - - - - -						142		
DATELAND	0414003	YUMA		NATL		120	7.4	
TOTAL POPULATION SERVED BY SOURCE WATER SYSTEM - - - - -						120		
DAVIS-MONTHAN AFB	0420549	PIMA		NATL		8900	1.6	
TOTAL POPULATION SERVED BY SOURCE WATER SYSTEM - - - - -						8900		
DENNEHOTSO COMMUNITY	0400296		NaF	ADJ		540		1.0
TOTAL POPULATION SERVED BY SOURCE WATER SYSTEM - - - - -						540		
DILCON	0400342	NAVAJO	NaF	ADJ		435		1.0
TOTAL POPULATION SERVED BY SOURCE WATER SYSTEM - - - - -						435		
DOUGLAS	0402014	COCHISE		NATL		17300	0.9	
TOTAL POPULATION SERVED BY SOURCE WATER SYSTEM - - - - -						17300		
DRAGOON	0402015	COCHISE		NATL		175	1.1	
TOTAL POPULATION SERVED BY SOURCE WATER SYSTEM - - - - -						175		
DUNCAN	0406001	GREENLEE		NATL		962	1.6	
TOTAL POPULATION SERVED BY SOURCE WATER SYSTEM - - - - -						962		
E COCOPAH	0400073	YUMA	NaF	ADJ	04/85	500		0.8
TOTAL POPULATION SERVED BY SOURCE WATER SYSTEM - - - - -						500		

POPULATION SERVED FLUORIDATED DRINKING WATER BY SOURCE SYSTEM,
CONSECUTIVE SYSTEM, AND COUNTY WITHIN STATE (AS OF 12/31/92)

ARIZONA

WATER SYSTEMS AND CONSECUTIVE SYSTEMS SERVED	EPA ID NO	COUNTY	CHEM USED	STATUS	FLUOR START DATE	POP SERVED	NATURAL NAT LEVEL	SYSTEMS OPT LEVEL
EAGAR	0401004	APACHE			NATL	4500	1.0	
TOTAL POPULATION SERVED BY SOURCE WATER SYSTEM - - - - -						4500		
ELOY	0411030	PINAL			NATL	7250	0.8	
TOTAL POPULATION SERVED BY SOURCE WATER SYSTEM - - - - -						7250		
FLORENCE	0411017	PINAL			NATL	2967	1.0	
TOTAL POPULATION SERVED BY SOURCE WATER SYSTEM - - - - -						2967		
FOREST LAKE COMMUNITY	0400182	NAVAJO			NATL	225	1.4	
TOTAL POPULATION SERVED BY SOURCE WATER SYSTEM - - - - -						225		
FORT THOMAS	0405001	GRAHAM			NATL	200	0.8	
TOTAL POPULATION SERVED BY SOURCE WATER SYSTEM - - - - -						200		
FOUNTAIN HILLS	0407017	MARICOPA			NATL	9000	1.0	
TOTAL POPULATION SERVED BY SOURCE WATER SYSTEM - - - - -						9000		
FT APACHE JUNCTION	0400245	NAVAJO	NaF	ADJ	04/85	25		1.0
TOTAL POPULATION SERVED BY SOURCE WATER SYSTEM - - - - -						25		
FT DEFIANCE-WINDOW ROCK	0403000		NaF	ADJ		10650		1.0
TOTAL POPULATION SERVED BY SOURCE WATER SYSTEM - - - - -						10650		
FT HUACHUCA	0402078	COCHISE			NATL	16000	0.8	
TOTAL POPULATION SERVED BY SOURCE WATER SYSTEM - - - - -						16000		
FT MCDOWELL	0400088	MARICOPA			NATL	275	0.7	
TOTAL POPULATION SERVED BY SOURCE WATER SYSTEM - - - - -						275		
GANADO COMMUNITY	0403001		NaF	ADJ		52		1.0
TOTAL POPULATION SERVED BY SOURCE WATER SYSTEM - - - - -						52		
GAP-CEDAR RIDGE-BITTER SPRINGS	0403009		NaF	ADJ		1175		1.0
TOTAL POPULATION SERVED BY SOURCE WATER SYSTEM - - - - -						1175		
GARCIA WC-SWEETWATER # 1	0407036	MARICOPA			NATL	80	0.9	
TOTAL POPULATION SERVED BY SOURCE WATER SYSTEM - - - - -						80		

POPULATION SERVED FLUORIDATED DRINKING WATER BY SOURCE SYSTEM,
CONSECUTIVE SYSTEM, AND COUNTY WITHIN STATE (AS OF 12/31/92)

ARIZONA

WATER SYSTEMS AND CONSECUTIVE SYSTEMS SERVED	EPA ID NO	COUNTY	CHEM USED	STATUS	FLUOR START DATE	POP SERVED	NATURAL SYSTEMS NAT LEVEL	OPT LEVEL
GARDEN CITY	0407037	MARICOPA			NATL	200	3.6	
TOTAL POPULATION SERVED BY SOURCE WATER SYSTEM - - - - -						200		
GILA BEND	0407069	MARICOPA			NATL	2400	2.8	
TOTAL POPULATION SERVED BY SOURCE WATER SYSTEM - - - - -						2400		
GILA BEND AFB	0407055	MARICOPA			NATL	700	0.8	
TOTAL POPULATION SERVED BY SOURCE WATER SYSTEM - - - - -						700		
GILBERT	0407092	MARICOPA			NATL	11633	0.8	
TOTAL POPULATION SERVED BY SOURCE WATER SYSTEM - - - - -						11633		
GILSON WASH	0400236	GILA	OTHER	ADJ	01/80	1215		0.0
TOTAL POPULATION SERVED BY SOURCE WATER SYSTEM - - - - -						1215		
GLENDALE	0407093	MARICOPA	NaF	ADJ	07/89	131000		0.8
TOTAL POPULATION SERVED BY SOURCE WATER SYSTEM - - - - -						131000		
GOODYEAR FARMS	0407628	MARICOPA			NATL	120	1.4	
TOTAL POPULATION SERVED BY SOURCE WATER SYSTEM - - - - -						120		
GREASEWOOD	0436008	NAVAJO			NATL	1500	0.8	
TOTAL POPULATION SERVED BY SOURCE WATER SYSTEM - - - - -						1500		
HARD ROCK WELL #4-525	0400811	NAVAJO			NATL	50	2.6	
TOTAL POPULATION SERVED BY SOURCE WATER SYSTEM - - - - -						50		
HAVASU WATER CO	0408015	MOHAVE			NATL	1600	1.6	
TOTAL POPULATION SERVED BY SOURCE WATER SYSTEM - - - - -						1600		
HAYDEN	0404054	GILA			NATL	870	1.5	
TOTAL POPULATION SERVED BY SOURCE WATER SYSTEM - - - - -						870		
HOUCK COMMUNITY	0400280		NaF	ADJ		240		1.0
TOTAL POPULATION SERVED BY SOURCE WATER SYSTEM - - - - -						240		

POPULATION SERVED FLUORIDATED DRINKING WATER BY SOURCE SYSTEM,
CONSECUTIVE SYSTEM, AND COUNTY WITHIN STATE (AS OF 12/31/92)

ARIZONA

WATER SYSTEMS AND CONSECUTIVE SYSTEMS SERVED	EPA ID NO	COUNTY	CHEM USED	STATUS	FLUOR START DATE	POP SERVED	NATURAL SYSTEMS NAT LEVEL	OPT LEVEL
IMPERIAL OASIS INC	0414345	YUMA			NATL	512	3.2	
TOTAL POPULATION SERVED BY SOURCE WATER SYSTEM - - - - -						512		
INDIAN WELLS	0400378	NAVAJO			NATL	150	1.4	
TOTAL POPULATION SERVED BY SOURCE WATER SYSTEM - - - - -						150		
INSCRIPTION HOUSE	0400283		NaF	ADJ		300		1.0
TOTAL POPULATION SERVED BY SOURCE WATER SYSTEM - - - - -						300		
IRON SPRINGS	0413054	YAVAPAI			NATL	75	2.0	
TOTAL POPULATION SERVED BY SOURCE WATER SYSTEM - - - - -						75		
JACK RABBIT	0400231	PINAL			NATL	28	1.8	
TOTAL POPULATION SERVED BY SOURCE WATER SYSTEM - - - - -						28		
JEDDITO COMMUNITY	0408100		NaF	ADJ		600		1.0
TOTAL POPULATION SERVED BY SOURCE WATER SYSTEM - - - - -						600		
K & V WTR CO	0410133	PIMA			NATL	1000	2.4	
TOTAL POPULATION SERVED BY SOURCE WATER SYSTEM - - - - -						1000		
KAIBETO COMMUNITY	0400348		NaF	ADJ		420		1.0
TOTAL POPULATION SERVED BY SOURCE WATER SYSTEM - - - - -						420		
KAYENTA	0433008	NAVAJO			NATL	500	0.7	
TOTAL POPULATION SERVED BY SOURCE WATER SYSTEM - - - - -						500		
KAYENTA COMMUNITY	0403003		NaF	ADJ		9630		1.0
TOTAL POPULATION SERVED BY SOURCE WATER SYSTEM - - - - -						9630		
KEARNY	0411031	PINAL			NATL	2710	1.4	
TOTAL POPULATION SERVED BY SOURCE WATER SYSTEM - - - - -						2710		
KINGMAN	0408020	MOHAVE			NATL	24000	1.1	
TOTAL POPULATION SERVED BY SOURCE WATER SYSTEM - - - - -						24000		
KINLICHE COMMUNITY	0400321		NaF	ADJ		225		1.0
TOTAL POPULATION SERVED BY SOURCE WATER SYSTEM - - - - -						225		

POPULATION SERVED FLUORIDATED DRINKING WATER BY SOURCE SYSTEM,
CONSECUTIVE SYSTEM, AND COUNTY WITHIN STATE (AS OF 12/31/92)

ARIZONA

WATER SYSTEMS AND CONSECUTIVE SYSTEMS SERVED	EPA ID NO	COUNTY	CHEM USED	STATUS	FLUOR START DATE	POP SERVED	NATURAL SYSTEMS NAT LEVEL	OPT LEVEL
KITSILLIE COMMUNITY	0400253		NaF	ADJ		160		1.0
TOTAL POPULATION SERVED BY SOURCE WATER SYSTEM - - - - -						160		
KLAGETOH COMMUNITY	0403026		NaF	ADJ		2594		1.0
TOTAL POPULATION SERVED BY SOURCE WATER SYSTEM - - - - -						2594		
KOOHATK	0400016	PINAL			NATL	86	0.9	
TOTAL POPULATION SERVED BY SOURCE WATER SYSTEM - - - - -						86		
KYKOTSMOVI	0400105	NAVAJO	NaF	ADJ	08/83	400		1.0
TOTAL POPULATION SERVED BY SOURCE WATER SYSTEM - - - - -						400		
L. PERIDOT	0400112	GILA	NaF	ADJ	05/85	800		1.0
TOTAL POPULATION SERVED BY SOURCE WATER SYSTEM - - - - -						800		
LAKE HAVASU CITY	0408022	MOHAVE			NATL	36000	1.0	
TOTAL POPULATION SERVED BY SOURCE WATER SYSTEM - - - - -						36000		
LEHI	0407000	MARICOPA	OTHER	ADJ	01/80	338		0.8
TOTAL POPULATION SERVED BY SOURCE WATER SYSTEM - - - - -						338		
LEMON TREE TR CT	0414359	YUMA			NATL	310	1.6	
TOTAL POPULATION SERVED BY SOURCE WATER SYSTEM - - - - -						310		
LEUPP-DIST 5	0403033		NaF	ADJ		1150		1.0
TOTAL POPULATION SERVED BY SOURCE WATER SYSTEM - - - - -						1150		
LITCHFIELD PARK	0407046	MARICOPA			NATL	3839	0.7	
TOTAL POPULATION SERVED BY SOURCE WATER SYSTEM - - - - -						3839		
LITTLE TUCSON	0400040	PIMA	NaF	ADJ	10/81	288		0.9
TOTAL POPULATION SERVED BY SOURCE WATER SYSTEM - - - - -						288		
LITTLEFIELD	0408025	MOHAVE			NATL	50	0.0	
TOTAL POPULATION SERVED BY SOURCE WATER SYSTEM - - - - -						50		

POPULATION SERVED FLUORIDATED DRINKING WATER BY SOURCE SYSTEM,
CONSECUTIVE SYSTEM, AND COUNTY WITHIN STATE (AS OF 12/31/92)

ARIZONA

WATER SYSTEMS AND CONSECUTIVE SYSTEMS SERVED	EPA ID NO	COUNTY	CHEM USED	STATUS	FLUOR START DATE	POP SERVED	NATURAL SYSTEMS NAT LEVEL	OPT LEVEL
LUKACHUKAI COMMUNITY	0403047		NaF	ADJ		860		1.0
TOTAL POPULATION SERVED BY SOURCE WATER SYSTEM - - - - -						860		
LUKE AFB	0407305	MARICOPA		NATL		5900	1.3	
TOTAL POPULATION SERVED BY SOURCE WATER SYSTEM - - - - -						5900		
LUPTON COMMUNITY	0400282		NaF	ADJ		420		1.0
TOTAL POPULATION SERVED BY SOURCE WATER SYSTEM - - - - -						420		
LUPTON SOUTH	0400485		NaF	ADJ		75		1.0
TOTAL POPULATION SERVED BY SOURCE WATER SYSTEM - - - - -						75		
LUPTON SOUTH	0400845	APACHE		NATL		75	0.8	
TOTAL POPULATION SERVED BY SOURCE WATER SYSTEM - - - - -						75		
MAMMOTH	0411018	PINAL		NATL		2110	1.5	
TOTAL POPULATION SERVED BY SOURCE WATER SYSTEM - - - - -						2110		
MANY FARMS BIA	0435008	APACHE		NATL		2030	1.0	
TOTAL POPULATION SERVED BY SOURCE WATER SYSTEM - - - - -						2030		
MANY FARMS COMMUNITY	0400252	APACHE		NATL		1300	0.9	
TOTAL POPULATION SERVED BY SOURCE WATER SYSTEM - - - - -						1300		
MANY FARMS ELEM	0403019	APACHE		NATL		460	0.9	
TOTAL POPULATION SERVED BY SOURCE WATER SYSTEM - - - - -						460		
MARICOPA MTN WTR CO NORTH	0411322	PINAL		NATL		225	3.8	
TOTAL POPULATION SERVED BY SOURCE WATER SYSTEM - - - - -						225		
MCNEAL	0402016	COCHISE		NATL		112	1.0	
TOTAL POPULATION SERVED BY SOURCE WATER SYSTEM - - - - -						112		
MENAGER'S DAM	0400023	PIMA		NATL		199	2.5	
TOTAL POPULATION SERVED BY SOURCE WATER SYSTEM - - - - -						199		
MOENKOPI	0400104	COCONINO	NaF	ADJ	08/83	444		1.0
TOTAL POPULATION SERVED BY SOURCE WATER SYSTEM - - - - -						444		

POPULATION SERVED FLUORIDATED DRINKING WATER BY SOURCE SYSTEM,
CONSECUTIVE SYSTEM, AND COUNTY WITHIN STATE (AS OF 12/31/92)

ARIZONA

WATER SYSTEMS AND CONSECUTIVE SYSTEMS SERVED	EPA ID NO	COUNTY	CHEM USED	STATUS	FLUOR START DATE	POP SERVED	NATURAL SYSTEMS NAT LEVEL	OPT LEVEL
MOHAWK WTR CO	0411328	PINAL			NATL	476	3.1	
TOTAL POPULATION SERVED BY SOURCE WATER SYSTEM - - - - -						476		
MORENCI	0406003	GREENLEE			NATL	4100	2.7	
TOTAL POPULATION SERVED BY SOURCE WATER SYSTEM - - - - -						4100		
MOUNTAIN VIEW WTR CO	0401033	APACHE			NATL	150	2.5	
TOTAL POPULATION SERVED BY SOURCE WATER SYSTEM - - - - -						150		
NAZLINI COMMUNITY	0400397		NaF	ADJ		132		1.0
TOTAL POPULATION SERVED BY SOURCE WATER SYSTEM - - - - -						132		
NEW FIELDS	0400019	PIMA			NATL	43	2.2	
TOTAL POPULATION SERVED BY SOURCE WATER SYSTEM - - - - -						43		
NOGALES WATER DEPT	0412004	SANTA CRUZ			NATL	15750	2.2	
TOTAL POPULATION SERVED BY SOURCE WATER SYSTEM - - - - -						15750		
NOLIC	0400002	PIMA			NATL	53	0.8	
TOTAL POPULATION SERVED BY SOURCE WATER SYSTEM - - - - -						53		
NORTH FORK-DIAMOND CREEK	0400087	NAVAJO	NaF	ADJ	04/85	600		1.0
TOTAL POPULATION SERVED BY SOURCE WATER SYSTEM - - - - -						600		
NORTH KOMELIK	0400028	PINAL			NATL	99	2.1	
TOTAL POPULATION SERVED BY SOURCE WATER SYSTEM - - - - -						99		
OAK SPRINGS COMMUNITY	0403015		NaF	ADJ		240		1.0
TOTAL POPULATION SERVED BY SOURCE WATER SYSTEM - - - - -						240		
OAKWOOD	0407120				NATL	9800	0.8	
TOTAL POPULATION SERVED BY SOURCE WATER SYSTEM - - - - -						9800		
OUT WEST MOBILE VILLAGE	0411320	PINAL			NATL	125	1.7	
TOTAL POPULATION SERVED BY SOURCE WATER SYSTEM - - - - -						125		

POPULATION SERVED FLUORIDATED DRINKING WATER BY SOURCE SYSTEM,
CONSECUTIVE SYSTEM, AND COUNTY WITHIN STATE (AS OF 12/31/92)

ARIZONA

WATER SYSTEMS AND CONSECUTIVE SYSTEMS SERVED	EPA ID NO	COUNTY	CHEM USED	STATUS	FLUOR START DATE	POP SERVED	NATURAL SYSTEMS NAT LEVEL	OPT LEVEL
PALM SPRINGS SUB	0411039	PINAL		NATL		5050	1.4	
TOTAL POPULATION SERVED BY SOURCE WATER SYSTEM - - - - -						5050		
PALO VERDE	0407412	MARICOPA		NATL		3500	1.1	
TOTAL POPULATION SERVED BY SOURCE WATER SYSTEM - - - - -						3500		
PALO VERDE STANDS/SAN LUIS	0400012	PIMA		NATL		61	1.7	
TOTAL POPULATION SERVED BY SOURCE WATER SYSTEM - - - - -						61		
PALO VERDE SUB	0407431	MARICOPA		NATL		640	0.8	
TOTAL POPULATION SERVED BY SOURCE WATER SYSTEM - - - - -						640		
PARKER	0415013	LA PAZ		NATL		2500	1.4	
TOTAL POPULATION SERVED BY SOURCE WATER SYSTEM - - - - -						2500		
PAYSON	0404032	GILA		NATL		8500	0.7	
TOTAL POPULATION SERVED BY SOURCE WATER SYSTEM - - - - -						8500		
PERIDOT HEIGHTS	0400113	GILA	OTHER	ADJ	01/80	1270		0.8
TOTAL POPULATION SERVED BY SOURCE WATER SYSTEM - - - - -						1270		
PHOENIX	0407025	MARICOPA	Acid	ADJ	06/90	907930		0.7
TOTAL POPULATION SERVED BY SOURCE WATER SYSTEM - - - - -						907930		
PIA OIK	0400021	PIMA		NATL		36	6.4	
TOTAL POPULATION SERVED BY SOURCE WATER SYSTEM - - - - -						36		
PIMA	0405002	GRAHAM		NATL		2100	1.4	
TOTAL POPULATION SERVED BY SOURCE WATER SYSTEM - - - - -						2100		
PINON	0435010	NAVAJO		NATL		120	2.5	
TOTAL POPULATION SERVED BY SOURCE WATER SYSTEM - - - - -						120		
PINON COMMUNITY	0435012		NaF	ADJ		200		1.0
TOTAL POPULATION SERVED BY SOURCE WATER SYSTEM - - - - -						200		
PPISINEMO	0400030	PIMA		NATL		381	3.1	
TOTAL POPULATION SERVED BY SOURCE WATER SYSTEM - - - - -						381		

POPULATION SERVED FLUORIDATED DRINKING WATER BY SOURCE SYSTEM,
CONSECUTIVE SYSTEM, AND COUNTY WITHIN STATE (AS OF 12/31/92)

ARIZONA

WATER SYSTEMS AND CONSECUTIVE SYSTEMS SERVED	EPA ID NO	COUNTY	CHEM USED	STATUS	FLUOR START DATE	POP SERVED	NATURAL SYSTEMS NAT LEVEL	OPT LEVEL
QUEEN CREEK	0407033	MARICOPA			NATL	3000	0.8	
TOTAL POPULATION SERVED BY SOURCE WATER SYSTEM - - - - -						3000		
RAINBOW VALLEY	0407443	MARICOPA			NATL	50	0.8	
TOTAL POPULATION SERVED BY SOURCE WATER SYSTEM - - - - -						50		
RED LAKE COMMUNITY	0400379		NaF	ADJ		560		1.0
TOTAL POPULATION SERVED BY SOURCE WATER SYSTEM - - - - -						560		
RED MESA COMMUNITY	0403017		NaF	ADJ		6650		1.0
TOTAL POPULATION SERVED BY SOURCE WATER SYSTEM - - - - -						6650		
RED RIVER	0411356	PINAL			NATL	100	2.1	
TOTAL POPULATION SERVED BY SOURCE WATER SYSTEM - - - - -						100		
RED VALLEY COMMUNITY	0403058		NaF	ADJ		190		1.0
TOTAL POPULATION SERVED BY SOURCE WATER SYSTEM - - - - -						190		
ROCK POINT	0435011	APACHE			NATL	450	1.1	
TOTAL POPULATION SERVED BY SOURCE WATER SYSTEM - - - - -						450		
ROCK POINT COMMUNITY	0403048		NaF	ADJ		300		1.0
TOTAL POPULATION SERVED BY SOURCE WATER SYSTEM - - - - -						300		
ROCKY LAKE WC	0405004	GRAHAM			NATL	700	1.5	
TOTAL POPULATION SERVED BY SOURCE WATER SYSTEM - - - - -						700		
ROUGH ROCK COMMUNITY	0400396	APACHE			NATL	150	1.5	
TOTAL POPULATION SERVED BY SOURCE WATER SYSTEM - - - - -						150		
ROUGH ROCK DEMO SCHOOL	0435112	APACHE			NATL	150	1.2	
TOTAL POPULATION SERVED BY SOURCE WATER SYSTEM - - - - -						150		
ROUGH ROCK HIGH SCHOOL	0435212	APACHE			NATL	50	1.2	
TOTAL POPULATION SERVED BY SOURCE WATER SYSTEM - - - - -						50		

POPULATION SERVED FLUORIDATED DRINKING WATER BY SOURCE SYSTEM,
CONSECUTIVE SYSTEM, AND COUNTY WITHIN STATE (AS OF 12/31/92)

ARIZONA

WATER SYSTEMS AND CONSECUTIVE SYSTEMS SERVED	EPA ID NO	COUNTY	CHEM USED	STATUS	FLUOR START DATE	POP SERVED	NATURAL SYSTEMS NAT LEVEL	OPT LEVEL
ROUND ROCK COMMUNITY	0403023		NaF	ADJ		175		1.0
TOTAL POPULATION SERVED BY SOURCE WATER SYSTEM - - - - -						175		
SALT RIVER	0400109	MARICOPA	NaF	ADJ	06/82	4000		1.0
TOTAL POPULATION SERVED BY SOURCE WATER SYSTEM - - - - -						4000		
SAN CARLOS BIA	0400060	GILA	NaF	ADJ	05/85	6600		1.0
TOTAL POPULATION SERVED BY SOURCE WATER SYSTEM - - - - -						6600		
SAN MANUEL	0411020	PINAL		NATL		4800	2.4	
TOTAL POPULATION SERVED BY SOURCE WATER SYSTEM - - - - -						4800		
SAN MIGUEL	0400026	PIMA		NATL		87	1.7	
TOTAL POPULATION SERVED BY SOURCE WATER SYSTEM - - - - -						87		
SAN SIMON	0402027	COCHISE		NATL		360	4.0	
TOTAL POPULATION SERVED BY SOURCE WATER SYSTEM - - - - -						360		
SAN SIMON SCHOOL	0400229	PIMA		NATL		0	0.9	
TOTAL POPULATION SERVED BY SOURCE WATER SYSTEM - - - - -						0		
SAN XAVIER ORD	0400227	PIMA		NATL		0	0.9	
TOTAL POPULATION SERVED BY SOURCE WATER SYSTEM - - - - -						0		
SANTA CRUZ	0400011	PIMA		NATL		54	2.7	
TOTAL POPULATION SERVED BY SOURCE WATER SYSTEM - - - - -						54		
SANTA ROSA SCHOOL	0400226	PIMA		NATL		0	1.2	
TOTAL POPULATION SERVED BY SOURCE WATER SYSTEM - - - - -						0		
SANTA ROSA SUBDIVISION	0400043	PIMA		NATL		125	1.0	
TOTAL POPULATION SERVED BY SOURCE WATER SYSTEM - - - - -						125		
SANTA ROSE VILLAGE	0400010	PIMA		NATL		712	0.9	
TOTAL POPULATION SERVED BY SOURCE WATER SYSTEM - - - - -						712		
SAWMILL COMMUNITY	0403025		NaF	ADJ		150		1.0
TOTAL POPULATION SERVED BY SOURCE WATER SYSTEM - - - - -						150		

POPULATION SERVED FLUORIDATED DRINKING WATER BY SOURCE SYSTEM,
CONSECUTIVE SYSTEM, AND COUNTY WITHIN STATE (AS OF 12/31/92)

ARIZONA

WATER SYSTEMS AND CONSECUTIVE SYSTEMS SERVED	EPA ID NO	COUNTY	CHEM USED	STATUS	FLUOR START DATE	POP SERVED	NATURAL SYSTEMS NAT LEVEL	OPT LEVEL
SCOTTSDALE-CARETREE RANCH	0407153	MARICOPA			NATL	720	1.2	
TOTAL POPULATION SERVED BY SOURCE WATER SYSTEM - - - - -						720		
SEBA DALKAI	0436019	NAVAJO			NATL	225	0.7	
TOTAL POPULATION SERVED BY SOURCE WATER SYSTEM - - - - -						225		
SECOND MESA DAY SCHOOL	0400061	NAVAJO	NaF	ADJ	08/83	170		1.0
TOTAL POPULATION SERVED BY SOURCE WATER SYSTEM - - - - -						170		
SELLS	0400042	PIMA	NaF	ADJ	04/84	4055		0.9
TOTAL POPULATION SERVED BY SOURCE WATER SYSTEM - - - - -						4055		
SHONTO COMMUNITY	0400322		NaF	ADJ		200		1.0
TOTAL POPULATION SERVED BY SOURCE WATER SYSTEM - - - - -						200		
SHONTO JCT COMMUNITY	0400326		NaF	ADJ		500		1.0
TOTAL POPULATION SERVED BY SOURCE WATER SYSTEM - - - - -						500		
SHUNGNOPAVI	0400259	NAVAJO	OTHER	ADJ	01/80	846		0.8
TOTAL POPULATION SERVED BY SOURCE WATER SYSTEM - - - - -						846		
SIL NAKYA	0400007	PIMA			NATL	44	0.9	
TOTAL POPULATION SERVED BY SOURCE WATER SYSTEM - - - - -						44		
SIPAULОВI	0400107	NAVAJO	NaF	ADJ	08/83	270		1.0
TOTAL POPULATION SERVED BY SOURCE WATER SYSTEM - - - - -						270		
SIPAULОВI MISHONGNOVI	0400394	NAVAJO	NaF	ADJ	07/84	25		1.0
TOTAL POPULATION SERVED BY SOURCE WATER SYSTEM - - - - -						25		
SOUTH KOMELIC	0400014	PIMA	NaF	ADJ	10/81	107		0.9
TOTAL POPULATION SERVED BY SOURCE WATER SYSTEM - - - - -						107		
ST DAVID WTR ASSN	0402039	COCHISE			NATL	1200	1.9	
TOTAL POPULATION SERVED BY SOURCE WATER SYSTEM - - - - -						1200		

POPULATION SERVED FLUORIDATED DRINKING WATER BY SOURCE SYSTEM,
CONSECUTIVE SYSTEM, AND COUNTY WITHIN STATE (AS OF 12/31/92)

ARIZONA

WATER SYSTEMS AND CONSECUTIVE SYSTEMS SERVED	EPA ID NO	COUNTY	CHEM USED	STATUS	FLUOR START DATE	POP SERVED	NATURAL SYSTEMS NAT LEVEL	OPT LEVEL
STOTONIC FLATS	0400096	MARICOPA			NATL	500	0.7	
TOTAL POPULATION SERVED BY SOURCE WATER SYSTEM - - - - -						500		
SUE JUAN WTR CO	0402032	COCHISE			NATL	200	2.1	
TOTAL POPULATION SERVED BY SOURCE WATER SYSTEM - - - - -						200		
SUN CITY WEST	0407150	MARICOPA			NATL	10700	1.4	
TOTAL POPULATION SERVED BY SOURCE WATER SYSTEM - - - - -						10700		
SUN LAKES	0407121	MARICOPA			NATL	1391	0.8	
TOTAL POPULATION SERVED BY SOURCE WATER SYSTEM - - - - -						1391		
SWEETWATER COMMUNITY	0400399		NaF	ADJ		195		1.0
TOTAL POPULATION SERVED BY SOURCE WATER SYSTEM - - - - -						195		
TACNA	0414018	YUMA			NATL	420	3.0	
TOTAL POPULATION SERVED BY SOURCE WATER SYSTEM - - - - -						420		
TALIESIN WEST	0407072	MARICOPA			NATL	110	0.8	
TOTAL POPULATION SERVED BY SOURCE WATER SYSTEM - - - - -						110		
TEEC NOS POS COMMUNITY	0403055		NaF	ADJ		325		1.0
TOTAL POPULATION SERVED BY SOURCE WATER SYSTEM - - - - -						325		
TEMPE	0407100	MARICOPA	NaSiF6	ADJ	/65	145000		0.7
GUADALUPE	0000001	MARICOPA		CONS		5458		
TOTAL POPULATION SERVED BY SOURCE WATER SYSTEM - - - - -						150458		
THUMB BUTTE WTR ASSN	0408060	MOHAVE			NATL	1190	3.5	
TOTAL POPULATION SERVED BY SOURCE WATER SYSTEM - - - - -						1190		
TOMBSTONE	0402033	COCHISE			NATL	1800	1.6	
TOTAL POPULATION SERVED BY SOURCE WATER SYSTEM - - - - -						1800		
TONTO-APACHE	0400343	GILA	NaF	ADJ	07/84	60		1.0
TOTAL POPULATION SERVED BY SOURCE WATER SYSTEM - - - - -						60		

POPULATION SERVED FLUORIDATED DRINKING WATER BY SOURCE SYSTEM,
CONSECUTIVE SYSTEM, AND COUNTY WITHIN STATE (AS OF 12/31/92)

ARIZONA

WATER SYSTEMS AND CONSECUTIVE SYSTEMS SERVED	EPA ID NO	COUNTY	CHEM USED	STATUS	FLUOR START DATE	POP SERVED	NATURAL SYSTEMS NAT LEVEL	OPT LEVEL
TOPOCK	0408024	MOHAVE			NATL	272	0.9	
TOTAL POPULATION SERVED BY SOURCE WATER SYSTEM - - - - -						272		
TSAILE COMMUNITY	0403005		NaF	ADJ		5000		1.0
TOTAL POPULATION SERVED BY SOURCE WATER SYSTEM - - - - -						5000		
TUBA CITY COMMUNITY	0400206		NaF	ADJ		5000		1.0
TOTAL POPULATION SERVED BY SOURCE WATER SYSTEM - - - - -						5000		
U.E. FORK MISSION SCHOOL	0400055	NAVAJO	OTHER	ADJ	01/80	90		0.8
TOTAL POPULATION SERVED BY SOURCE WATER SYSTEM - - - - -						90		
UPPER EAST FORK	0400246	NAVAJO	NaF	ADJ	04/85	25		1.0
TOTAL POPULATION SERVED BY SOURCE WATER SYSTEM - - - - -						25		
UPPER PERIDOT	0400242	GILA	OTHER	ADJ	01/80	405		0.8
TOTAL POPULATION SERVED BY SOURCE WATER SYSTEM - - - - -						405		
UPPER SEVEN MILE	0400114	GILA	OTHER	ADJ	01/80	436		0.8
TOTAL POPULATION SERVED BY SOURCE WATER SYSTEM - - - - -						436		
US ARMY-YPG MAIN POST	0414403	YUMA			NATL	1500	2.0	
TOTAL POPULATION SERVED BY SOURCE WATER SYSTEM - - - - -						1500		
VALENCIA WTR CO	0407078	MARICOPA			NATL	2000	1.4	
TOTAL POPULATION SERVED BY SOURCE WATER SYSTEM - - - - -						2000		
VAMORI	0400038	PIMA			NATL	64	1.4	
TOTAL POPULATION SERVED BY SOURCE WATER SYSTEM - - - - -						64		
W COCOPAH	0400071	YUMA	NaF	ADJ	04/85	500		0.8
TOTAL POPULATION SERVED BY SOURCE WATER SYSTEM - - - - -						500		
WEARWATER UTIL CO	0407019	MARICOPA			NATL	550	1.5	
TOTAL POPULATION SERVED BY SOURCE WATER SYSTEM - - - - -						550		
WHEATFIELDS COMMUNITY	0400812		NaF	ADJ		240		1.0
TOTAL POPULATION SERVED BY SOURCE WATER SYSTEM - - - - -						240		

POPULATION SERVED FLUORIDATED DRINKING WATER BY SOURCE SYSTEM,
CONSECUTIVE SYSTEM, AND COUNTY WITHIN STATE (AS OF 12/31/92)

ARIZONA

WATER SYSTEMS AND CONSECUTIVE SYSTEMS SERVED	EPA ID NO	COUNTY	CHEM USED	STATUS	FLUOR START DATE	POP SERVED	NATURAL SYSTEMS NAT LEVEL	OPT LEVEL
WHITE HILLS WATER CO	0408039	MOHAVE			NATL	72	1.3	
TOTAL POPULATION SERVED BY SOURCE WATER SYSTEM - - - - -						72		
WHITE HORSEPASS	0400013	PINAL			NATL	32	1.7	
TOTAL POPULATION SERVED BY SOURCE WATER SYSTEM - - - - -						32		
WHITE RIVER	0400079	NAVAJO	NaF	ADJ	06/85	350		1.0
TOTAL POPULATION SERVED BY SOURCE WATER SYSTEM - - - - -						350		
WHITE TANK	0407084	MARICOPA			NATL	600	1.1	
TOTAL POPULATION SERVED BY SOURCE WATER SYSTEM - - - - -						600		
WHITERIVER	0400079	NAVAJO	NaF	ADJ	06/85	350		1.0
TOTAL POPULATION SERVED BY SOURCE WATER SYSTEM - - - - -						350		
WHY UTIL CO	0410118	PIMA			NATL	200	3.0	
TOTAL POPULATION SERVED BY SOURCE WATER SYSTEM - - - - -						200		
WILLCOX	0402035	COCHISE			NATL	3400	1.1	
TOTAL POPULATION SERVED BY SOURCE WATER SYSTEM - - - - -						3400		
WINKELMAN	0404003	GILA			NATL	1050	1.1	
TOTAL POPULATION SERVED BY SOURCE WATER SYSTEM - - - - -						1050		
YUCCA	0408042	MOHAVE			NATL	140	1.0	
TOTAL POPULATION SERVED BY SOURCE WATER SYSTEM - - - - -						140		

STATE SUMMARY DATA AS OF 12/31/92

ARKANSAS

SYSTEM SIZE CLASSIFICATION

	FLUORIDATED SYSTEMS		PUBLIC WATER SYSTEMS	
	NUMBER OF SYSTEMS	TOTAL POPULATION	NUMBER OF SYSTEMS	TOTAL POPULATION
=<1,000	71	35,957	415	158,000
1,001-5,000	82	186,184	253	515,000
5,001-10,000	30	226,774	49	331,000
10,001-50,000	26	578,543	36	679,000
50,001-100,000	1	68,214	3	203,000
>100,000	2	312,139	3	511,000
TOTAL	212	1,407,811	759	2,399,000

FLUORIDATED SYSTEM CLASSIFICATION

	NUMBER	POPULATION	PERCENTAGE (POP.)
ADJUSTED	71	1,015,618	72.1
CONSECUTIVE	124	374,954	26.6
NATURAL	17	17,239	1.2
TOTAL	212	1,407,811	

SCHOOLS, INDIAN AND MILITARY SYSTEMS

	ADJUSTED		NATURAL	
	NUMBER	POP.	NUMBER	POP.
TOTAL SCHOOLS	0	0	0	0
INDIAN SYSTEMS	0	0	0	0
INDIAN SCHOOLS	0	0	0	0
MILITARY SYSTEMS	2	15,210	0	0

CHEMICAL USAGE OF FLUORIDATING SYSTEMS

	NUMBER	POPULATION
SODIUM FLUORIDE	6	7,342
SODIUM SILICOFLUORIDE	101	641,067
HYDROFLUOSILICIC ACID	85	898,064

Please note that pages 54 to 71 in the original publication were not printed with correct data due to a technical error. Pages 54 to 64 in this electronic version have the correct pages inserted, and pages 65 to 71 are intentionally blank. All other pages are the original text as issued.

STATE SUMMARY DATA AS OF 12/31/92

ARKANSAS

SYSTEM SIZE CLASSIFICATION

	FLUORIDATED SYSTEMS		PUBLIC WATER SYSTEMS	
	NUMBER OF SYSTEMS	TOTAL POPULATION	NUMBER OF SYSTEMS	TOTAL POPULATION
=<1,000	71	35,957	415	158,000
1,001-5,000	82	186,184	253	515,000
5,001-10,000	30	226,774	49	331,000
10,001-50,000	26	578,543	36	679,000
50,001-100,000	1	68,214	3	203,000
>100,000	2	312,139	3	511,000
TOTAL	212	1,407,811	759	2,399,000

FLUORIDATED SYSTEM CLASSIFICATION

	NUMBER	POPULATION	PERCENTAGE (POP.)
ADJUSTED	71	1,015,618	72.1
CONSECUTIVE	124	374,954	26.6
NATURAL	17	17,239	1.2
TOTAL	212	1,407,811	

SCHOOLS, INDIAN AND MILITARY SYSTEMS

	ADJUSTED		NATURAL	
	NUMBER	POP.	NUMBER	POP.
TOTAL SCHOOLS	0	0	0	0
INDIAN SYSTEMS	0	0	0	0
INDIAN SCHOOLS	0	0	0	0
MILITARY SYSTEMS	2	15,210	0	0

CHEMICAL USAGE OF FLUORIDATING SYSTEMS

	NUMBER	POPULATION
SODIUM FLUORIDE	6	7,342
SODIUM SILICOFLUORIDE	101	641,067
HYDROFLUOSILICIC ACID	85	898,064

POPULATION SERVED FLUORIDATED DRINKING WATER BY SOURCE SYSTEM,
CONSECUTIVE SYSTEM, AND COUNTY WITHIN STATE (AS OF 12/31/92)

ARKANSAS

WATER SYSTEMS AND CONSECUTIVE SYSTEMS SERVED	EPA ID NO	COUNTY	CHEM USED	STATUS	FLUOR START DATE	POP SERVED	NATURAL SYSTEMS NAT LEVEL	OPT LEVEL
ALTHEIMER	0000271	JEFFERSON	Acid	ADJ	07/69	1625		0.8
TOTAL POPULATION SERVED BY SOURCE WATER SYSTEM - - - - -						1625		
ARKADELPHIA	0000085	CLARK	NaSiF6	ADJ	06/63	13800		0.8
CADDO VALLEY	0000515	CLARK		CONS		500		
COUNTRY WATER ASSN	0000741	CLARK		CONS		1500		
GUM SPRINGS	0000086	CLARK		CONS		975		
TOTAL POPULATION SERVED BY SOURCE WATER SYSTEM - - - - -						16775		
ATKINS	0000441	POPE	NaSiF6	ADJ	05/76	6684		0.8
POTTSVILLE	0000455	POPE		CONS		420		
SOUTHWEST ATKINS	0000757	POPE		CONS		900		
TOTAL POPULATION SERVED BY SOURCE WATER SYSTEM - - - - -						8004		
AUGUSTA	0000597	WOODRUFF	Acid	ADJ	09/70	3528		0.8
TOTAL POPULATION SERVED BY SOURCE WATER SYSTEM - - - - -						3528		
BALD KNOB	0000584	WHITE	Acid	ADJ	09/61	5240		0.8
BALD KNOB NORTH	0000689	WHITE		CONS		1800		
TOTAL POPULATION SERVED BY SOURCE WATER SYSTEM - - - - -						7040		
BATES LAPILE ASSN	0000622	UNION		NATL		812	0.7	
TOTAL POPULATION SERVED BY SOURCE WATER SYSTEM - - - - -						812		
BATESVILLE	0000250	INDEPENDENCE	NaSiF6	ADJ	04/56	15445		0.8
BETHESDA	0000627	INDEPENDENCE		CONS		857		
PFEIFER ASSOC	0000251	INDEPENDENCE		CONS		2400		
ROCK MOORE ASSOC. [PARTIAL]	0000252	INDEPENDENCE		CONS		2175		
RUDDLEHILL WATER ASSOC	0000253	INDEPENDENCE		CONS		1557		
SOUTHSIDE ASSOC. [PARTIAL]	0000254	INDEPENDENCE		CONS		7000		
TOTAL POPULATION SERVED BY SOURCE WATER SYSTEM - - - - -						29434		
BENNETT ACRES MHP	0000455	SALINE		NATL		81	2.3	
TOTAL POPULATION SERVED BY SOURCE WATER SYSTEM - - - - -						81		
BENTON	0000484	SALINE	NaSiF6	ADJ	11/58	36800		0.8
SALEM WTR ASSN	0000492	SALINE		CONS		8000		
SOUTH WEST WATER ASSN	0000495	SALINE		CONS		4400		
TULL WATER ASSN	0000220	SALINE		CONS		1300		
WEST BAUXITE ASSN	0000497	SALINE		CONS		500		
TOTAL POPULATION SERVED BY SOURCE WATER SYSTEM - - - - -						51000		

POPULATION SERVED FLUORIDATED DRINKING WATER BY SOURCE SYSTEM,
CONSECUTIVE SYSTEM, AND COUNTY WITHIN STATE (AS OF 12/31/92)

ARKANSAS

WATER SYSTEMS AND CONSECUTIVE SYSTEMS SERVED	EPA ID NO	COUNTY	CHEM USED	STATUS	FLUOR START DATE	POP SERVED	NATURAL SYSTEMS NAT LEVEL	OPT LEVEL
BIG FLAT	0000026	BAXTER		NATL		189	1.0	
TOTAL POPULATION SERVED BY SOURCE WATER SYSTEM - - - - -						189		
BLYTHEVILLE	0000365	MISSISSIPPI	NaSif6	ADJ	12/68	23205		0.8
DELL	0000367	MISSISSIPPI		CONS		1600		
NE MISSISSIPPI CO WATER ASSN	0000673	MISSISSIPPI		CONS		605		
TOTAL POPULATION SERVED BY SOURCE WATER SYSTEM - - - - -						25410		
BLYTHEVILLE AFB	0000364	MISSISSIPPI	NaSif6	ADJ	12/68	7500		0.8
TOTAL POPULATION SERVED BY SOURCE WATER SYSTEM - - - - -						7500		
BOIS D'ARC	0000178	HEMPSTEAD		NATL		100	1.1	
TOTAL POPULATION SERVED BY SOURCE WATER SYSTEM - - - - -						100		
BRADLEY	0000294	LAFAYETTE		NATL		800	0.9	
WALNUT HILL	0000298	LAFAYETTE		CONS		300		
TOTAL POPULATION SERVED BY SOURCE WATER SYSTEM - - - - -						1100		
BRINKLEY	0000384	MONROE	Acid	ADJ	02/84	9399		0.8
EAST MONROE COUNTY	0000715	MONROE		CONS		1316		
UNITED WATER USERS ASSN	0000654	MONROE		CONS		833		
WHEATLEY	0000535	MONROE		CONS		1250		
TOTAL POPULATION SERVED BY SOURCE WATER SYSTEM - - - - -						12798		
CABOT	0000338	LONOKE	Acid	ADJ	03/70	9870		0.8
TOTAL POPULATION SERVED BY SOURCE WATER SYSTEM - - - - -						9870		
CAMDEN	0000404	OUACHITA	NaSif6	ADJ	07/53	18134		0.8
BUENA VISTA-OGEMAW ASSN	0000737	OUACHITA		CONS		609		
FRENCH PORT ASSN	0000636	OUACHITA		CONS		1552		
TOTAL POPULATION SERVED BY SOURCE WATER SYSTEM - - - - -						20295		
CARLISLE	0000339	LONOKE	Acid	ADJ	07/82	2600		0.8
TOTAL POPULATION SERVED BY SOURCE WATER SYSTEM - - - - -						2600		
CLARKSVILLE	0000289	JOHNSON	NaSif6	ADJ	03/52	15775		0.8
COAL HILL	0000290	JOHNSON		CONS		1700		
HARTMAN	0000286	JOHNSON		CONS		1475		
SPADA GOOSE CAMP ASSN	0000293	JOHNSON		CONS		475		

POPULATION SERVED FLUORIDATED DRINKING WATER BY SOURCE SYSTEM,
CONSECUTIVE SYSTEM, AND COUNTY WITHIN STATE (AS OF 12/31/92)

ARKANSAS

WATER SYSTEMS AND CONSECUTIVE SYSTEMS SERVED	EPA ID NO	COUNTY	CHEM USED	STATUS	FLUOR START DATE	POP SERVED	NATURAL SYSTEMS NAT LEVEL	OPT LEVEL
HORSEHEAD WATER ASSN	0000617	JOHNSON		CONS		3200		
LAMAR	0000288	JOHNSON		CONS		2700		
KNOXVILLE	0000287	JOHNSON		CONS		1200		
LUOWIG WATER ASSN	0000292	JOHNSON		CONS		980		
TOTAL POPULATION SERVED BY SOURCE WATER SYSTEM - - - - -						27505		
CLINTON	0000564	VAN BUREN	NaSIF6	ADJ	05/82	9825		0.8
BEE BRANCH WA	0000462	VAN BUREN		CONS		2400		
BURNT RIDGE WA	0000729	VAN BUREN		CONS		330		
DAMASCUS	0000190	VAN BUREN		CONS		500		
DENHARD WA	0000461	VAN BUREN		CONS		540		
VAN BUREN CO WATER ASSOC	0000727	VAN BUREN		CONS		1500		
TOTAL POPULATION SERVED BY SOURCE WATER SYSTEM - - - - -						15095		
CONWAY	0000189	FAULKNER	NaSIF6	ADJ	06/68	27000		0.8
TOTAL POPULATION SERVED BY SOURCE WATER SYSTEM - - - - -						27000		
CROSSETT	0000017	ASHLEY	NaSIF6	ADJ	02/58	9900		0.8
TOTAL POPULATION SERVED BY SOURCE WATER SYSTEM - - - - -						9900		
DALTON MHP	0000740	HOWARD		NATL		28	2.5	
TOTAL POPULATION SERVED BY SOURCE WATER SYSTEM - - - - -						28		
DES ARC	0000449	PRAIRIE	NaSIF6	ADJ	05/81	2100		0.8
TOTAL POPULATION SERVED BY SOURCE WATER SYSTEM - - - - -						2100		
DIERKS	0000243	HOWARD	NaSIF6	ADJ	09/82	1775		0.8
TOTAL POPULATION SERVED BY SOURCE WATER SYSTEM - - - - -						1775		
DUMAS	0000171	DESHA	Acid	ADJ	06/84	8241		0.8
GARRETT BRIDGE WA	0000692	DESHA		CONS		1263		
PENDLETON-PEA RIDGE ASSN	0000649	DESHA		CONS		860		
TOTAL POPULATION SERVED BY SOURCE WATER SYSTEM - - - - -						10364		
EAST NEWTON COUNTY	0000768	NEWTON		NATL		1308	1.2	
MOUNT JUDEA	0000399	NEWTON		CONS		200		
TOTAL POPULATION SERVED BY SOURCE WATER SYSTEM - - - - -						1508		
ENGLAND	0000341	LONOKE	NaSIF6	ADJ	02/82	3500		0.8
TOTAL POPULATION SERVED BY SOURCE WATER SYSTEM - - - - -						3500		

POPULATION SERVED FLUORIDATED DRINKING WATER BY SOURCE SYSTEM,
CONSECUTIVE SYSTEM, AND COUNTY WITHIN STATE (AS OF 12/31/92)

ARKANSAS

WATER SYSTEMS AND CONSECUTIVE SYSTEMS SERVED	EPA ID NO	COUNTY	CHEM USED	STATUS	FLUOR START DATE	POP SERVED	NATURAL SYSTEMS NAT LEVEL	OPT LEVEL
EUDORA	0000083	CHICOT	Acid	ADJ	03/85	4280		0.8
READLAND-GRAND LAKE ASSN	0000084	CHICOT		CONS		380		
TOTAL POPULATION SERVED BY SOURCE WATER SYSTEM - - - - -						4660		
FAYETTEVILLE	0000569	WASHINGTON	Acid	ADJ	05/82	37581		0.9
ELKINS	0000567	WASHINGTON		CONS		800		
FARMINGTON	0000568	WASHINGTON		CONS		1528		
GREENLAND	0000570	WASHINGTON		CONS		652		
MT OLIVE	0000688	WASHINGTON		CONS		1800		
WASHINGTON WATER AUTH	0000574	WASHINGTON		CONS		4305		
TOTAL POPULATION SERVED BY SOURCE WATER SYSTEM - - - - -						46666		
FORDYCE	0000164	DALLAS	NaSIF6	ADJ	09/73	5802		0.8
FORDYCE RURAL	0000635	DALLAS		CONS		1416		
TOTAL POPULATION SERVED BY SOURCE WATER SYSTEM - - - - -						7218		
FORREST CITY	0000004	ST. FRANCIS	Acid	ADJ	03/55	22420		0.8
CALDWELL	0000532	ST. FRANCIS		CONS		1100		
MADISON	0000534	ST. FRANCIS		CONS		1800		
NEWCASTLE RD ASSN	0000541	ST. FRANCIS		CONS		800		
PALESTINE	0000536	ST. FRANCIS		CONS		1050		
ST FRANCIS ASSOC	0000537	ST. FRANCIS		CONS		195		
WIDENER	0000538	ST. FRANCIS		CONS		650		
TOTAL POPULATION SERVED BY SOURCE WATER SYSTEM - - - - -						28015		
GRAVETTE	0000051	BENTON		NATL		2415	1.2	
TOTAL POPULATION SERVED BY SOURCE WATER SYSTEM - - - - -						2415		
GURDON	0000087	CLARK		NATL		3000	1.1	
TOTAL POPULATION SERVED BY SOURCE WATER SYSTEM - - - - -						3000		
HAMBURG	0000015	ASHLEY	Acid	ADJ	02/58	3394		0.8
TOTAL POPULATION SERVED BY SOURCE WATER SYSTEM - - - - -						3394		
HARRISON	0000062	BOONE	NaSIF6	ADJ	05/54	15309		0.8
TOTAL POPULATION SERVED BY SOURCE WATER SYSTEM - - - - -						15309		
HEBER SPRINGS	0000104	CLEBURNE	NaSIF6	ADJ	04/59	17583		0.8
MOUNTAIN TOP WATER ASSOC	0000454	CLEBURNE		CONS		3975		
TUMBLING SHOALS	0000579	CLEBURNE		CONS		2400		
TOTAL POPULATION SERVED BY SOURCE WATER SYSTEM - - - - -						23958		

POPULATION SERVED FLUORIDATED DRINKING WATER BY SOURCE SYSTEM,
CONSECUTIVE SYSTEM, AND COUNTY WITHIN STATE (AS OF 12/31/92)

ARKANSAS

WATER SYSTEMS AND CONSECUTIVE SYSTEMS SERVED	EPA ID NO	COUNTY	CHEM USED	STATUS	FLUOR START DATE	POP SERVED	NATURAL NAT LEVEL	SYSTEMS OPT LEVEL
HELENA	0000419	PHILLIPS	Acid	ADJ	12/85	8500		0.8
LONG LAKE WATER ASSN	0000274	PHILLIPS		CONS		500		
TOTAL POPULATION SERVED BY SOURCE WATER SYSTEM - - - - -						9000		
HOPE	0000230	HEMPSTEAD	Acid	ADJ	09/82	10400		0.8
TOTAL POPULATION SERVED BY SOURCE WATER SYSTEM - - - - -						10400		
HOXIE	0000301	LAWRENCE	NaSiF6	ADJ	09/82	2961		0.8
TOTAL POPULATION SERVED BY SOURCE WATER SYSTEM - - - - -						2961		
JONESBORO	0000124	CRAIGHEAD	NaSiF6	ADJ	10/51	48542		0.8
VALLEY VIEW ASSOC. [PARTIAL]	0000134	CRAIGHEAD		CONS		5335		
TOTAL POPULATION SERVED BY SOURCE WATER SYSTEM - - - - -						53877		
LAKE CITY	0000122	CRAIGHEAD	Acid	ADJ	12/87	1842		0.8
TOTAL POPULATION SERVED BY SOURCE WATER SYSTEM - - - - -						1842		
LAKE VILLAGE	0000081	CHICOT	Acid	ADJ	07/83	5360		0.8
AIRPORT ROAD WATER ASSN	0000663	CHICOT		CONS		606		
CHICOT JUNCTION ASSN	0000661	CHICOT		CONS		875		
LAKE CHICOT ASSN	0000080	CHICOT		CONS		1400		
TOTAL POPULATION SERVED BY SOURCE WATER SYSTEM - - - - -						8241		
LESLIE	0000500	SEARCY		NATL		780	4.0	
TOTAL POPULATION SERVED BY SOURCE WATER SYSTEM - - - - -						780		
LEWISVILLE	0000297	LAFAYETTE	Acid	ADJ	10/81	1653		0.8
TOTAL POPULATION SERVED BY SOURCE WATER SYSTEM - - - - -						1653		
LITTLE ROCK	0000465	PULASKI	Acid	ADJ	04/51	195529		0.8
BRYANT	0000486	SALINE		CONS		5269		
NORTH LITTLE ROCK	0000453	PULASKI		CONS		116610		
BRUSHY ISLAND ASSN	0000777	PULASKI		CONS		450		
CENTRAL ARKANSAS WA	0000724	PULASKI		CONS		14160		
VILONIA	0000195	FAULKNER		CONS		9075		
JACKSONVILLE	0000466	PULASKI		CONS		41678		
BAYOU TWO ASSN	0000742	LONOKE		CONS		1350		
FURLOW	0000645	LONOKE		CONS		1700		
LITTLE ROCK AFB	0000690	PULASKI		CONS		7710		
NORTH PULASKI WATER ASSN	0000728	PULASKI		CONS		550		
TOTAL POPULATION SERVED BY SOURCE WATER SYSTEM - - - - -						394081		

POPULATION SERVED FLUORIDATED DRINKING WATER BY SOURCE SYSTEM,
CONSECUTIVE SYSTEM, AND COUNTY WITHIN STATE (AS OF 12/31/92)

ARKANSAS

WATER SYSTEMS AND CONSECUTIVE SYSTEMS SERVED	EPA ID NO	COUNTY	CHEM USED	STATUS	FLUOR START DATE	POP SERVED	NATURAL SYSTEM NAT LEVEL	OPT LEVEL
LONOKE	0000343	LONOKE	NaSIF6	ADJ	03/70	4650		0.8
TOTAL POPULATION SERVED BY SOURCE WATER SYSTEM - - - - -						4650		
MALVERN	0000237	HOT SPRING	NaSIF6	ADJ	02/59	11500		0.8
HIGHWAY 9 ASSN	0000702	HOT SPRING		CONS		660		
HOT SPRING CO WATER ASSN	0000236	HOT SPRING		CONS		2186		
MAGNET BUTTERFIELD	0000241	HOT SPRING		CONS		1534		
NORTHERN MALVERN ASSN	0000763	HOT SPRING		CONS		780		
PERLA WATER ASSOC	0000623	HOT SPRINGS		CONS		1369		
TOTAL POPULATION SERVED BY SOURCE WATER SYSTEM - - - - -						18029		
MANILA	0000378	CRITTENDEN	NaSIF6	ADJ	07/87	4109		0.8
TOTAL POPULATION SERVED BY SOURCE WATER SYSTEM - - - - -						4109		
MARIANNA	0000310	LEE	Acid	ADJ	09/54	10924		0.8
GARRETT GROVE	0000312	LEE		CONS		175		
LEE COUNTY ASSN	0000313	LEE		CONS		4824		
MORO	0000314	LEE		CONS		359		
TOTAL POPULATION SERVED BY SOURCE WATER SYSTEM - - - - -						16282		
MARION	0000152	CRITTENDEN	Acid	ADJ	02/77	4391		0.8
CLARKDALE-JERICO	0000148	CRITTENDEN		CONS		1020		
HIGHWAY 64 ASSOC	0000749	CRITTENDEN		CONS		114		
HIGHWAY 77 ASSOC	0000751	CRITTENDEN		CONS		339		
SUBURBAN WATER AND SEWER	0000750	CRITTENDEN		CONS		342		
SUNSET WATER ASSN	0000472	CRITTENDEN		CONS		1550		
TOTAL POPULATION SERVED BY SOURCE WATER SYSTEM - - - - -						7756		
MARKED TREE	0000430	POINSETT	Acid	ADJ	08/82	4800		0.8
NORTH OHIO WATER ASSN	0000175	POINSETT		CONS		950		
TOTAL POPULATION SERVED BY SOURCE WATER SYSTEM - - - - -						5750		
MAUMELLE NEWTOWN WW	0000463	PULASKI	Acid	ADJ	01/84	6714		0.8
TOTAL POPULATION SERVED BY SOURCE WATER SYSTEM - - - - -						6714		
MCCRORY	0000599	WOODRUFF	Acid	ADJ	02/62	1942		0.8
TOTAL POPULATION SERVED BY SOURCE WATER SYSTEM - - - - -						1942		
MCGEEHEE	0000170	DESHA	Acid	ADJ	04/72	6411		0.8
WKHM WATER ASSOC	0000700	DESHA		CONS		900		
TOTAL POPULATION SERVED BY SOURCE WATER SYSTEM - - - - -						7311		

POPULATION SERVED FLUORIDATED DRINKING WATER BY SOURCE SYSTEM,
CONSECUTIVE SYSTEM, AND COUNTY WITHIN STATE (AS OF 12/31/92)

ARKANSAS

WATER SYSTEMS AND CONSECUTIVE SYSTEMS SERVED	EPA ID NO	COUNTY	CHEM USED	STATUS	FLUOR START DATE	POP SERVED	NATURAL SYSTEMS NAT LEVEL	OPT LEVEL
MINERAL SPRINGS	0000242	HOWARD			NATL	1026	0.9	
TOTAL POPULATION SERVED BY SOURCE WATER SYSTEM - - - - -						1026		
MITCHELLVILLE	0000169	DESHA	Acid	ADJ	10/84	618		0.8
TOTAL POPULATION SERVED BY SOURCE WATER SYSTEM - - - - -						618		
MOCKINGBIRD HILL	0000042	NEWTON			NATL	362	2.4	
TOTAL POPULATION SERVED BY SOURCE WATER SYSTEM - - - - -						362		
MONTICELLO	0000184	DREW	Acid	ADJ	09/83	8116		0.8
BOWSER ASSN	0000179	DREW		CONS		693		
ENOW ASSN	0000183	DREW		CONS		300		
GREENHILL-BROOKS CHAPEL ASSN	0000701	DREW		CONS		686		
LACEY-LADELLE ASSN	0000684	DREW		CONS		1476		
MT ZION ASSN	0000703	DREW		CONS		323		
SELMA ASSN	0000182	DREW		CONS		987		
TOTAL POPULATION SERVED BY SOURCE WATER SYSTEM - - - - -						12581		
MOUNTAIN HOME	0000025	BAXTER	NaSIF6	ADJ	03/55	21943		0.8
LAKEVIEW MIDWAY	0000027	BAXTER		CONS		2500		
NE WATER ASSOC	0000033	BAXTER		CONS		3750		
TOTAL POPULATION SERVED BY SOURCE WATER SYSTEM - - - - -						28193		
MOUNTAIN PINE	0000176	GARLAND	Acid	ADJ	03/87	1092		0.8
TOTAL POPULATION SERVED BY SOURCE WATER SYSTEM - - - - -						1092		
NASHVILLE	0000244	HOWARD	NaF	ADJ	01/82	4600		0.8
TOTAL POPULATION SERVED BY SOURCE WATER SYSTEM - - - - -						4600		
NEWPORT	0000264	JACKSON	NaSIF6	ADJ	01/82	10551		0.8
CAMPBELL STATION	0000261	JACKSON		CONS		297		
DIAZ	0000269	JACKSON		CONS		1489		
JACKSON PORT	0000263	JACKSON		CONS		288		
TOTAL POPULATION SERVED BY SOURCE WATER SYSTEM - - - - -						12625		
OSCEOLA	0000375	MISSISSIPPI	NaSIF6	ADJ	10/82	9291		0.8
DRIVER-GRIDER WA	0000369	MISSISSIPPI		CONS		410		
TOTAL POPULATION SERVED BY SOURCE WATER SYSTEM - - - - -						9701		

POPULATION SERVED FLUORIDATED DRINKING WATER BY SOURCE SYSTEM,
CONSECUTIVE SYSTEM, AND COUNTY WITHIN STATE (AS OF 12/31/92)

ARKANSAS

WATER SYSTEMS AND CONSECUTIVE SYSTEMS SERVED	EPA ID NO	COUNTY	CHEM USED	STATUS	FLUOR START DATE	POP SERVED	NATURAL SYSTEMS NAT LEVEL	OPT LEVEL
PARAGOULD	0000222	GREENE	NaSiF6	ADJ	06/83	15259		0.8
TOTAL POPULATION SERVED BY SOURCE WATER SYSTEM - - - - -						15259		
PIGGOTT	0000090	CLAY	Acid	ADJ	02/83	5987		0.8
EASTERN CLAY COUNTY	0000733	CLAY		CONS		700		
TOTAL POPULATION SERVED BY SOURCE WATER SYSTEM - - - - -						6687		
PINE BLUFF	0000272	JEFFERSON	Acid	ADJ	03/69	68214		0.8
HARDIN ASSN	0000273	JEFFERSON		CONS		5100		
TOTAL POPULATION SERVED BY SOURCE WATER SYSTEM - - - - -						73314		
POCAHONTAS	0000474	RANDOLPH	NaSiF6	ADJ	08/67	9845		0.8
SHANNON	0000478	RANDOLPH		CONS		710		
TOTAL POPULATION SERVED BY SOURCE WATER SYSTEM - - - - -						10555		
PORTLAND	0000018	ASHLEY	NaF	ADJ	08/70	25		0.8
MONTROSE	0000020	ASHLEY		CONS		801		
TOTAL POPULATION SERVED BY SOURCE WATER SYSTEM - - - - -						826		
RUSSELLVILLE	0000446	POPE	NaSiF6	ADJ	02/60	25570		0.8
LONDON	0000443	POPE		CONS		540		
TRI-COUNTY WDD	0000782	POPE		CONS		1770		
WEST CROWE MOUNTAIN	0000756	POPE		CONS		1975		
TOTAL POPULATION SERVED BY SOURCE WATER SYSTEM - - - - -						29855		
SEARCY	0000590	WHITE	NaSiF6	ADJ	12/53	32548		0.8
FOUR MILE HILL	0000586	WHITE		CONS		2505		
KENSETT	0000588	WHITE		CONS		2197		
SE WHITE COUNTY ASSOC	0000594	WHITE		CONS		4200		
SEARCY VALLEY	0000743	WHITE		CONS		900		
SW WHITE COUNTY ASSOC	0000185	WHITE		CONS		3195		
TOTAL POPULATION SERVED BY SOURCE WATER SYSTEM - - - - -						45545		
SHERIDAN	0000215	GRANT	NaSiF6	ADJ	02/70	8000		0.8
LITTLE CREEK	0000214	GRANT		CONS		1600		
SOUTH SHERIDAN	0000219	GRANT		CONS		2000		
TOTAL POPULATION SERVED BY SOURCE WATER SYSTEM - - - - -						11600		
SPARKMAN	0000166	DALLAS		NATL		663	0.8	
TOTAL POPULATION SERVED BY SOURCE WATER SYSTEM - - - - -						663		

POPULATION SERVED FLUORIDATED DRINKING WATER BY SOURCE SYSTEM,
CONSECUTIVE SYSTEM, AND COUNTY WITHIN STATE (AS OF 12/31/92)

ARKANSAS

WATER SYSTEMS AND CONSECUTIVE SYSTEMS SERVED	EPA ID NO	COUNTY	CHEM USED	STATUS	FLUOR START DATE	POP SERVED	NATURAL SYSTEMS NAT LEVEL	OPT LEVEL
SPRINGDALE	0000575	BENTON/WASHINGTON	NaSIF6	ADJ	09/78	33198		0.9
CAVE SPRINGS	0000043	BENTON		CONS		480		
NORTHERN HILL MHP	0000659	WASHINGTON		CONS		305		
TONITOWN	0000566	WASHINGTON		CONS		1215		
TOTAL POPULATION SERVED BY SOURCE WATER SYSTEM - - - - -						35198		
ST PAUL	0000347	MADISON		NATL		175	1.3	
TOTAL POPULATION SERVED BY SOURCE WATER SYSTEM - - - - -						175		
STUTTART	0000013	ARKANSAS	NaSIF6	ADJ	02/69	17250		0.8
GRAND PRAIRIE REGIONAL	0000738	ARKANSAS		CONS		11712		
TOTAL POPULATION SERVED BY SOURCE WATER SYSTEM - - - - -						28962		
TRUMANN	0000435	POINSETT	NaSIF6	ADJ	06/62	7925		0.8
TRUMANN RURAL	0000434	POINSETT		CONS		1675		
TOTAL POPULATION SERVED BY SOURCE WATER SYSTEM - - - - -						9600		
WALNUT RIDGE	0000309	LAWRENCE	NaSIF6	ADJ	01/52	6500		0.8
LAWRENCE CO	0000688	LAWRENCE		CONS		3000		
TOTAL POPULATION SERVED BY SOURCE WATER SYSTEM - - - - -						9500		
WARREN	0000066	BRADLEY	Acid	ADJ	10/61	7642		0.8
BRADLEY COUNTY ASSN	0000054	BRADLEY		CONS		1187		
TOTAL POPULATION SERVED BY SOURCE WATER SYSTEM - - - - -						8829		
WEST HELENA	0000416	PHILLIPS	NaSIF6	ADJ	09/54	11007		0.8
TOTAL POPULATION SERVED BY SOURCE WATER SYSTEM - - - - -						11007		
WEST MEMPHIS	0000156	CRITTENDEN	Acid	ADJ	04/62	29800		0.8
LAKESHORE ESTATES	0000726	CRITTENDEN		CONS		1200		
TOTAL POPULATION SERVED BY SOURCE WATER SYSTEM - - - - -						31000		
WHITE HALL	0000285	JEFFERSON	Acid	ADJ	07/83	4096		0.8
TOTAL POPULATION SERVED BY SOURCE WATER SYSTEM - - - - -						4096		
WHITE RIVER RURAL	0000578	WASHINGTON		NATL		3600	1.7	
TOTAL POPULATION SERVED BY SOURCE WATER SYSTEM - - - - -						3600		

POPULATION SERVED FLUORIDATED DRINKING WATER BY SOURCE SYSTEM,
CONSECUTIVE SYSTEM, AND COUNTY WITHIN STATE (AS OF 12/31/92)

ARKANSAS

WATER SYSTEMS AND CONSECUTIVE SYSTEMS SERVED	EPA ID NO	COUNTY	CHEM USED	STATUS	FLUOR START DATE	POP SERVED	NATURAL SYSTEMS NAT LEVEL	OPT LEVEL
WILSON	0000370	MISSISSIPPI	NaF	ADJ	08/82	1557		0.8
CRANE WATER COMPANY	0000457	MISSISSIPPI		CONS		72		
MARIE WATER ASSN	0000382	MISSISSIPPI		CONS		287		
TOTAL POPULATION SERVED BY SOURCE WATER SYSTEM - - - - -						1916		
WOODLAND HILLS WATER ASSN	0000491	SALINE		NATL		1900	1.0	
WOODLAND HILLS WID #5	0000744	SALINE		CONS		400		
TOTAL POPULATION SERVED BY SOURCE WATER SYSTEM - - - - -						2300		
WYNNE	0000163	CROSS	Acid	ADJ	03/55	8200		0.8
TOTAL POPULATION SERVED BY SOURCE WATER SYSTEM - - - - -						8200		
YARBRO	0000383	MISSISSIPPI	Acid	ADJ	01/00	459		0.8
TOTAL POPULATION SERVED BY SOURCE WATER SYSTEM - - - - -						459		

Page 65 to 71 left intentionally blank

POPULATION SERVED FLUORIDATED DRINKING WATER BY SOURCE SYSTEM,
CONSECUTIVE SYSTEM, AND COUNTY WITHIN STATE (AS OF 12/31/92)

ARKANSAS

WATER SYSTEMS AND CONSECUTIVE SYSTEMS SERVED	EPA ID NO	COUNTY	CHEM USED	STATUS	FLUOR START DATE	POP SERVED	NATURAL SYSTEMS NAT LEVEL	OPT LEVEL
AKHIOK	2250037	KODIAK ISLAND	NaF	ADJ		93		1.2
TOTAL POPULATION SERVED BY SOURCE WATER SYSTEM - - - - -						93		
AKUTAN	2260252	ALEUTIAN ISLANDS	NaF	ADJ		100		1.2
TOTAL POPULATION SERVED BY SOURCE WATER SYSTEM - - - - -						100		
ALAKANUK	2270362	WADE HAMPTON	NaF	ADJ		570		1.2
TOTAL POPULATION SERVED BY SOURCE WATER SYSTEM - - - - -						570		
ALLAKAKET	2300206	YUKON-KOYUKUK CENSUS	NaF	ADJ		197		1.2
TOTAL POPULATION SERVED BY SOURCE WATER SYSTEM - - - - -						197		
AMBLER	2300214	KOBUK CENSUS AREA	NaF	ADJ		301		1.2
TOTAL POPULATION SERVED BY SOURCE WATER SYSTEM - - - - -						301		
ANCHORAGE	2210906	ANCHORAGE BOROUGH	NaF	ADJ	00/			
TOTAL POPULATION SERVED BY SOURCE WATER SYSTEM - - - - -								
ANGOON	2130017	SKAGWAY-YAKUTAT-ANGO	NaF	ADJ	00/			
TOTAL POPULATION SERVED BY SOURCE WATER SYSTEM - - - - -								
ANNETTE		PRINCE OF WALES	NaF	ADJ				
TOTAL POPULATION SERVED BY SOURCE WATER SYSTEM - - - - -								
ANVIK	2280171	YUKON-KOYUKUK CENSUS		ADJ				
TOTAL POPULATION SERVED BY SOURCE WATER SYSTEM - - - - -								
ANVIL MTN CORREC CNTR	2234059			ADJ				
TOTAL POPULATION SERVED BY SOURCE WATER SYSTEM - - - - -								
ARCO KUPARUK CONSTRUCTION	2330031		OTHER	ADJ	00/00	0		1.2
TOTAL POPULATION SERVED BY SOURCE WATER SYSTEM - - - - -						0		
ARCTIC VILLAGE	2230022	YUKON-KOYUKUK CENSUS	NaF	ADJ		138		1.2
TOTAL POPULATION SERVED BY SOURCE WATER SYSTEM - - - - -						138		
ATKA	2260058	ALEUTIAN ISLANDS	NaF	ADJ		107		1.2
TOTAL POPULATION SERVED BY SOURCE WATER SYSTEM - - - - -						107		

**ATLANTA
BUSINESS
CHRONICLE**

Where Atlanta's Bu

EM,

FLUORIDATED DRINKING WATER BY SOURCE SYSTEM,
COUNTY, AND COUNTY WITHIN STATE (AS OF 12/31/92)

STEM,
1992)

NATURAL SYSTEMS
NAT OPT
LEVEL LEVEL

PA	COUNTY	CHEM USED	STATUS	FLUOR START DATE	POP SERVED	NATURAL SYSTEMS NAT OPT LEVEL LEVEL
211423	ANCHORAGE BOROUGH	OTHER	ADJ	00/00	15037	1.2
1.2	SERVED BY SOURCE WATER SYSTEM - - - - -				15037	
270299	WADE HAMPTON	NaF	ADJ		751	1.2
1.2	SERVED BY SOURCE WATER SYSTEM - - - - -				751	
40464	KENAI PENINSULA	NaF	ADJ		188	1.2
1.2	SERVED BY SOURCE WATER SYSTEM - - - - -				188	
38047			ADJ		25	1.2
1.2	SERVED BY SOURCE WATER SYSTEM - - - - -				25	
10730	FAIRBANKS NORTH STAR	NaF	ADJ		33000	1.2
1.2	SERVED BY SOURCE WATER SYSTEM - - - - -				33000	
37075			ADJ		37	1.2
1.2	SERVED BY SOURCE WATER SYSTEM - - - - -				37	
70780	FAIRBANKS NORTH STAR	OTHER	ADJ	00/00	1800	1.2
1.2	SERVED BY SOURCE WATER SYSTEM - - - - -				1800	
10918	FAIRBANKS NORTH STAR		ADJ		11000	1.2
1.2	SERVED BY SOURCE WATER SYSTEM - - - - -				11000	
6025	YUKON-KOYUKUK CENSUS	NaF	ADJ		672	1.2
1.2	SERVED BY SOURCE WATER SYSTEM - - - - -				672	
0272	YUKON-KOYUKUK CENSUS	NaF	ADJ		501	1.2
1.2	SERVED BY SOURCE WATER SYSTEM - - - - -				501	
0476	NOME CENSUS AREA	NaF	ADJ		550	1.2
1.2	SERVED BY SOURCE WATER SYSTEM - - - - -				550	
4047	NOME CENSUS AREA	OTHER	ADJ	01/80	350	1.2
1.2	SERVED BY SOURCE WATER SYSTEM - - - - -				350	
0303		OTHER	ADJ	00/00	501	1.2
	SERVED BY SOURCE WATER SYSTEM - - - - -				501	

NATURAL SYSTEMS
NAT OPT
LEVEL LEVEL

1.2

1.2

1.2

1.2

1.2

1.2

1.2

1.2

1.2

1.2

1.2

1.2

1.2

POPULATION SERVED FLUORIDATED DRINKING WATER BY SOURCE SYSTEM,
CONSECUTIVE SYSTEM, AND COUNTY WITHIN STATE (AS OF 12/31/92)

ARKANSAS

WATER SYSTEMS AND CONSECUTIVE SYSTEMS SERVED	EPA ID NO	COUNTY	CHEM USED	STATUS	FLUOR START DATE	POP SERVED	NATURAL SYSTEMS NAT LEVEL	OPT LEVEL
NEWHALEN SUBDIVISION	2260066			ADJ		80		1.2
TOTAL POPULATION SERVED BY SOURCE WATER SYSTEM - - - - -						80		
NEWTOK	2227071	BETHEL/WADE HAMPTON	NaF	ADJ		25		1.2
TOTAL POPULATION SERVED BY SOURCE WATER SYSTEM - - - - -						25		
NIGHTMUTE	2271326	BETHEL CENSUS AREA	OTHER	ADJ	01/80	141		1.2
TOTAL POPULATION SERVED BY SOURCE WATER SYSTEM - - - - -						141		
NIKOLSKI	2260278	BRISTOL BAY	OTHER	ADJ				
TOTAL POPULATION SERVED BY SOURCE WATER SYSTEM - - - - -								
NOATAK	2234015	KOBUK CENSUS AREA	NaF	AD				
TOTAL POPULATION SERVED BY SOURCE WATER SYSTEM - - - - -								
NOME	2340010	NOME CENSUS AREA		AD				
TOTAL POPULATION SERVED BY SOURCE WATER SYSTEM - - - - -								
NONDALTON	2260260	BRISTOL BAY	NaF	AD				
TOTAL POPULATION SERVED BY SOURCE WATER SYSTEM - - - - -								
NOORVIK	2340109	KOBUK CENSUS AREA	NaF	AD				
TOTAL POPULATION SERVED BY SOURCE WATER SYSTEM - - - - -								
NORTH POLE UTILITIES	2231067	FAIRBANKS NORTH STAR		ADJ		823		1.2
TOTAL POPULATION SERVED BY SOURCE WATER SYSTEM - - - - -						823		
NORTH STAR RENT-MISSION	2231199	NORTH STAR BOROUGH		ADJ		25		1.2
TOTAL POPULATION SERVED BY SOURCE WATER SYSTEM - - - - -						25		
NORTH STAR RENT-WYATT	2231198	NORTH STAR BOROUGH		ADJ		25		1.2
TOTAL POPULATION SERVED BY SOURCE WATER SYSTEM - - - - -						25		
NSBU - ANAKTUVUK PASS	2350057		OTHER	ADJ	00/00	325		1.2
TOTAL POPULATION SERVED BY SOURCE WATER SYSTEM - - - - -						325		
NUIQSUT	2232026	NORTH SLOPE BOROUGH	NaF	ADJ		319		1.2
TOTAL POPULATION SERVED BY SOURCE WATER SYSTEM - - - - -						319		

**ATLANTA
BUSINESS
CHRONICLE**

Where Atlanta's Business

POPULATION SERVED FLUORIDATED DRINKING WATER BY SOURCE SYSTEM,
CONSECUTIVE SYSTEM, AND COUNTY WITHIN STATE (AS OF 12/31/92)

ARKANSAS

WATER SYSTEMS AND CONSECUTIVE SYSTEMS SERVED	EPA ID NO	COUNTY	CHEM USED	STATUS	FLUOR START DATE	POP SERVED	NATURAL SYSTEMS NAT LEVEL	OPT LEVEL
GOLOVIN	2340214	NOME CENSUS AREA	NaF	ADJ		158		1.2
TOTAL POPULATION SERVED BY SOURCE WATER SYSTEM - - - - -						158		
GOODNEWS BAY	2270257		OTHER	ADJ	00/00	200		1.2
TOTAL POPULATION SERVED BY SOURCE WATER SYSTEM - - - - -						200		
GRAYLING	2280066	YUKON-KOYUKUK CENSUS	NaF	ADJ	00/00	250		1.2
TOTAL POPULATION SERVED BY SOURCE WATER SYSTEM - - - - -						250		
GULKANA	2380214	VALDEZ-CORDOVA	NaF	ADJ		75		1.2
TOTAL POPULATION SERVED BY SOURCE WATER SYSTEM - - - - -						75		
HOLY CROSS	2280074	YUKON-KOYUKUK CENSUS	NaF	ADJ		350		1.2
TOTAL POPULATION SERVED BY SOURCE WATER SYSTEM - - - - -						350		
HOONAH	2213006	SKAGWAY-YAKUTAT-ANGO	NaF	ADJ		865		1.2
TOTAL POPULATION SERVED BY SOURCE WATER SYSTEM - - - - -						865		
HOOPER BAY #1	2270312	WADE HAMPTON CENSUS	NaF	ADJ		450		1.2
TOTAL POPULATION SERVED BY SOURCE WATER SYSTEM - - - - -						450		
HOOPER BAY #2	2271279	WADE HAMPTON CENSUS	NaF	ADJ		450		1.2
TOTAL POPULATION SERVED BY SOURCE WATER SYSTEM - - - - -						450		
HUFFMAN M.H.P.	2231081	FAIRBANKS NORTH STAR		ADJ		65		1.2
TOTAL POPULATION SERVED BY SOURCE WATER SYSTEM - - - - -						65		
HUGHES	2300272	YUKON-KOYUKUK CENSUS	NaF	ADJ		105		1.2
TOTAL POPULATION SERVED BY SOURCE WATER SYSTEM - - - - -						105		
HUSLIA	2300191	YUKON-KOYUKUK CENSUS	NaF	ADJ		250		1.2
TOTAL POPULATION SERVED BY SOURCE WATER SYSTEM - - - - -						250		
HYDABURG	2120224	PRINCE OF WALES	NaF	ADJ		494		1.2
TOTAL POPULATION SERVED BY SOURCE WATER SYSTEM - - - - -						494		

POPULATION SERVED FLUORIDATED DRINKING WATER BY SOURCE SYSTEM,
CONSECUTIVE SYSTEM, AND COUNTY WITHIN STATE (AS OF 12/31/92)

ARKANSAS

WATER SYSTEMS AND CONSECUTIVE SYSTEMS SERVED	EPA ID NO	COUNTY	CHEM USED	STATUS	FLUOR START DATE	POP SERVED	NATURAL SYSTEMS NAT LEVEL	OPT LEVEL
IGIUGIG	2260812	DILLINGHAM	NaF	ADJ		33		1.2
TOTAL POPULATION SERVED BY SOURCE WATER SYSTEM - - - - -						33		
JUNEAU	2110342	JUNEAU BOROUGH	NaF	ADJ		18250		1.2
TOTAL POPULATION SERVED BY SOURCE WATER SYSTEM - - - - -						18250		
KAKE	2130083	WRANGELL-PETERSBURG	NaF	ADJ	00/00	850		1.2
TOTAL POPULATION SERVED BY SOURCE WATER SYSTEM - - - - -						850		
KAKTOVIK	2232024	NORTH SLOPE BOROUGH	NaF	ADJ		165		1.2
TOTAL POPULATION SERVED BY SOURCE WATER SYSTEM - - - - -						165		
KALTAG	2360141	YUKON-KOYUKUK CENSUS	NaF	ADJ		278		1.2
TOTAL POPULATION SERVED BY SOURCE WATER SYSTEM - - - - -						278		
KANAKANAK HOSPITAL	2261282		NaF	ADJ		75		1.2
TOTAL POPULATION SERVED BY SOURCE WATER SYSTEM - - - - -						75		
KARLUK	2250087	KODIAK ISLAND	NaF	ADJ		90		1.2
TOTAL POPULATION SERVED BY SOURCE WATER SYSTEM - - - - -						90		
KASAAN	2120606	PRINCE OF WALES	NaF	ADJ		87		1.2
TOTAL POPULATION SERVED BY SOURCE WATER SYSTEM - - - - -						87		
KASIGLUK	2270794	BETHEL CENSUS AREA	NaF	ADJ		328		1.2
TOTAL POPULATION SERVED BY SOURCE WATER SYSTEM - - - - -						328		
KIANA	2340230	KOBUK CENSUS AREA	NaF	ADJ	00/00	432		1.2
TOTAL POPULATION SERVED BY SOURCE WATER SYSTEM - - - - -						432		
KIPNUK	2270736	BETHEL CENSUS AREA		ADJ		430		1.2
TOTAL POPULATION SERVED BY SOURCE WATER SYSTEM - - - - -						430		
KIVALINA	2340117	KOBUK CENSUS AREA	NaF	ADJ		290		1.2
TOTAL POPULATION SERVED BY SOURCE WATER SYSTEM - - - - -						290		
KLAWOCK	2212016	PRINCE OF WALES	NaF	ADJ		300		1.2
TOTAL POPULATION SERVED BY SOURCE WATER SYSTEM - - - - -						300		

POPULATION SERVED FLUORIDATED DRINKING WATER BY SOURCE SYSTEM,
CONSECUTIVE SYSTEM, AND COUNTY WITHIN STATE (AS OF 12/31/92)

ARKANSAS

WATER SYSTEMS AND CONSECUTIVE SYSTEMS SERVED	EPA ID NO	COUNTY	CHEM USED	STATUS	FLUOR START DATE	POP SERVED	NATURAL SYSTEMS NAT LEVEL	OPT LEVEL
KLUKWAN	2211056	HAINES BOROUGH	NaF	ADJ		150		1.2
TOTAL POPULATION SERVED BY SOURCE WATER SYSTEM - - - - -						150		
KOBUK	2340565	KOBUK CENSUS AREA	NaF	ADJ		93		1.2
TOTAL POPULATION SERVED BY SOURCE WATER SYSTEM - - - - -						93		
KOLIGANEK	2260040	DILLINGHAM CENSUS	NaF	ADJ		116		1.2
TOTAL POPULATION SERVED BY SOURCE WATER SYSTEM - - - - -						116		
KONGIGANAK WATER SYSTEM	2271025		OTHER	ADJ	00/00	288		1.2
TOTAL POPULATION SERVED BY SOURCE WATER SYSTEM - - - - -						288		
KONGIGANEK	2227101	BETHEL CENSUS AREA	NaF	ADJ	00/00	250		1.2
TOTAL POPULATION SERVED BY SOURCE WATER SYSTEM - - - - -						250		
KOTLIK	2270134	WADE HAMPTON CENSUS	NaF	ADJ		413		1.2
TOTAL POPULATION SERVED BY SOURCE WATER SYSTEM - - - - -						413		
KOTZEBUE	2340060	KOBUK CENSUS AREA	NaF	ADJ		2950		1.2
TOTAL POPULATION SERVED BY SOURCE WATER SYSTEM - - - - -						2950		
KOYUK	2340167	NOME CENSUS AREA	NaF	ADJ	00/00	275		1.2
TOTAL POPULATION SERVED BY SOURCE WATER SYSTEM - - - - -						275		
KOYUKUK	2360214	YUKON-KOYUKUK CENSUS	NaF	ADJ		143		1.2
TOTAL POPULATION SERVED BY SOURCE WATER SYSTEM - - - - -						143		
KSD CHUATHBALUK SCHOOL	2270883	BETHEL CENSUS	OTHER	ADJ	00/00	33		1.2
TOTAL POPULATION SERVED BY SOURCE WATER SYSTEM - - - - -						33		
KWETHLUK	2270003	BETHEL CENSUS AREA	NaF	ADJ		467		1.2
TOTAL POPULATION SERVED BY SOURCE WATER SYSTEM - - - - -						467		
KWETHLUK WASHETERIA	2261371		OTHER	ADJ	00/00	604		1.2
TOTAL POPULATION SERVED BY SOURCE WATER SYSTEM - - - - -						604		

POPULATION SERVED FLUORIDATED DRINKING WATER BY SOURCE SYSTEM,
CONSECUTIVE SYSTEM, AND COUNTY WITHIN STATE (AS OF 12/31/92)

ARKANSAS

WATER SYSTEMS AND CONSECUTIVE SYSTEMS SERVED	EPA ID NO	COUNTY	CHEM USED	STATUS	FLUOR START DATE	POP SERVED	NATURAL SYSTEMS NAT LEVEL	OPT LEVEL
LAKEVIEW TERRACE TRAILER CT	2231039	FAIRBANKS NORTH		ADJ		500		1.2
TOTAL POPULATION SERVED BY SOURCE WATER SYSTEM - - - - -						500		
LAKEVIEW TRAILER COURT	2231038	FAIRBANKS NORTH		ADJ		150		1.2
TOTAL POPULATION SERVED BY SOURCE WATER SYSTEM - - - - -						150		
LARRY'S APARTMENTS	2237087	FAIRBANKS NORTH		ADJ		50		1.2
TOTAL POPULATION SERVED BY SOURCE WATER SYSTEM - - - - -						50		
LARSEN BAY	2250134	KODIAK ISLAND	NaF	ADJ		450		1.2
TOTAL POPULATION SERVED BY SOURCE WATER SYSTEM - - - - -						450		
LITTLE DIOMEDE	2340141		NaF	ADJ	00/00	184		1.2
TOTAL POPULATION SERVED BY SOURCE WATER SYSTEM - - - - -						184		
LIVING WORD ACADEMY	2238032			ADJ		130		1.2
TOTAL POPULATION SERVED BY SOURCE WATER SYSTEM - - - - -						130		
LKSD KWIGILLINGOK HS & ELEM	2270964		OTHER	ADJ	00/00	50		1.2
TOTAL POPULATION SERVED BY SOURCE WATER SYSTEM - - - - -						50		
LOWER KALSAG	2270697	BETHEL CENSUS AREA	NaF	ADJ		280		1.2
TOTAL POPULATION SERVED BY SOURCE WATER SYSTEM - - - - -						280		
MANLY	2230048			ADJ		50		1.2
TOTAL POPULATION SERVED BY SOURCE WATER SYSTEM - - - - -						50		
MANOKOTAK	2260090	BRISTOL BAY	NaF	ADJ		299		1.2
TOTAL POPULATION SERVED BY SOURCE WATER SYSTEM - - - - -						299		
MARLOR APTS #1	2231065	FAIRBANKS NORTH		ADJ		25		1.2
TOTAL POPULATION SERVED BY SOURCE WATER SYSTEM - - - - -						25		
MARSHALL	2270273		NaF	ADJ		276		1.2
TOTAL POPULATION SERVED BY SOURCE WATER SYSTEM - - - - -						276		
MCGRATH	2280155	YUKON-KOYUKUK CENSUS	NaF	ADJ		600		1.2
TOTAL POPULATION SERVED BY SOURCE WATER SYSTEM - - - - -						600		

POPULATION SERVED FLUORIDATED DRINKING WATER BY SOURCE SYSTEM,
CONSECUTIVE SYSTEM, AND COUNTY WITHIN STATE (AS OF 12/31/92)

ARKANSAS

WATER SYSTEMS AND CONSECUTIVE SYSTEMS SERVED	EPA ID NO	COUNTY	CHEM USED	STATUS	FLUOR START DATE	POP SERVED	NATURAL SYSTEMS NAT LEVEL	OPT LEVEL
MEKORYUK WATER SYSTEM	2270142		OTHER	ADJ	00/00	0		1.2
TOTAL POPULATION SERVED BY SOURCE WATER SYSTEM - - - - -						0		
METLAKATLA	2211202	KETCHIKAN GATEWAY	NaF	ADJ		1080		1.2
TOTAL POPULATION SERVED BY SOURCE WATER SYSTEM - - - - -						1080		
MINTO	2300159	YUKON-KOYUKUK CENSUS	NaF	ADJ		190		1.2
TOTAL POPULATION SERVED BY SOURCE WATER SYSTEM - - - - -						190		
MOOSE CREEK APTS	2237055	FAIRBANKS NORTH		ADJ		199		1.2
TOTAL POPULATION SERVED BY SOURCE WATER SYSTEM - - - - -						199		
MOUNTAIN VILLAGE	2270150	WADE HAMPTON CENSUS		ADJ		700		1.2
TOTAL POPULATION SERVED BY SOURCE WATER SYSTEM - - - - -						700		
NAKNEK	2261004	BRISTOL BAY	NaF	ADJ		34		1.2
TOTAL POPULATION SERVED BY SOURCE WATER SYSTEM - - - - -						34		
NAPAKIAK	2260121	BETHEL CENSUS AREA	NaF	ADJ		286		1.2
TOTAL POPULATION SERVED BY SOURCE WATER SYSTEM - - - - -						286		
NAPASKIAK	2260139	BETHEL CENSUS AREA	NaF	ADJ		307		1.2
TOTAL POPULATION SERVED BY SOURCE WATER SYSTEM - - - - -						307		
NAVAL ARCTIC RES STA	2232005			ADJ		200		1.2
TOTAL POPULATION SERVED BY SOURCE WATER SYSTEM - - - - -						200		
NELSON LAGOON	2260804	BRISTOL BAY	OTHER	ADJ	01/80	70		1.2
TOTAL POPULATION SERVED BY SOURCE WATER SYSTEM - - - - -						70		
NENANA	2239006	YUKON-KOYUKUK CENSUS	NaF	ADJ		600		1.2
TOTAL POPULATION SERVED BY SOURCE WATER SYSTEM - - - - -						600		
NEW STUYAHOK	2260367	BRISTOL BAY	NaF	ADJ		337		1.2
TOTAL POPULATION SERVED BY SOURCE WATER SYSTEM - - - - -						337		

POPULATION SERVED FLUORIDATED DRINKING WATER BY SOURCE SYSTEM,
CONSECUTIVE SYSTEM, AND COUNTY WITHIN STATE (AS OF 12/31/92)

ARKANSAS

WATER SYSTEMS AND CONSECUTIVE SYSTEMS SERVED	EPA ID NO	COUNTY	CHEM USED	STATUS	FLUOR START DATE	POP SERVED	NATURAL SYSTEMS NAT LEVEL	OPT LEVEL
NULATO (PHS)	2360434	YUKON-KOYUKUK CENSUS	NaF	ADJ		365		1.2
TOTAL POPULATION SERVED BY SOURCE WATER SYSTEM - - - - -						365		
NULATO (VSW)	2360133	YUKON-KOYUKUK CENSUS	NaF	ADJ		385		1.2
TOTAL POPULATION SERVED BY SOURCE WATER SYSTEM - - - - -						385		
NUNAPITCHUK	2260820	BETHEL CENSUS AREA	NaF	ADJ		313		1.2
TOTAL POPULATION SERVED BY SOURCE WATER SYSTEM - - - - -						313		
OLD HARBOR	2250061	KODIAK ISLAND	NaF	ADJ		284		1.2
TOTAL POPULATION SERVED BY SOURCE WATER SYSTEM - - - - -						284		
OSCARVILLE	2227006	BETHEL CENSUS AREA		ADJ		51		1.2
TOTAL POPULATION SERVED BY SOURCE WATER SYSTEM - - - - -						51		
OUZINKIE	2250053	KODIAK ISLAND	NaF	ADJ		216		1.2
TOTAL POPULATION SERVED BY SOURCE WATER SYSTEM - - - - -						216		
PEACEFUL MEADOWS M.H.P.	2231063			ADJ		28		1.2
TOTAL POPULATION SERVED BY SOURCE WATER SYSTEM - - - - -						28		
PERRYVILLE	2260359	DILLINGHAM	NaF	ADJ		172		1.2
TOTAL POPULATION SERVED BY SOURCE WATER SYSTEM - - - - -						172		
PETER PAN HOUSING FALSE PASS	2260317	ALEUTIAN ISLANDS		ADJ	00/00	65		1.2
TOTAL POPULATION SERVED BY SOURCE WATER SYSTEM - - - - -						65		
PETERSBURG	2130148	WRANGELL-PETERSBURG	NaF	ADJ		4300		1.2
TOTAL POPULATION SERVED BY SOURCE WATER SYSTEM - - - - -						4300		
PILOT STATION	2260163	WADE HAMPTON CENSUS	NaF	ADJ		460		1.2
TOTAL POPULATION SERVED BY SOURCE WATER SYSTEM - - - - -						460		
PITKAS POINT	2270100	WADE HAMPTON CENSUS	NaF	ADJ		101		1.2
TOTAL POPULATION SERVED BY SOURCE WATER SYSTEM - - - - -						101		

POPULATION SERVED FLUORIDATED DRINKING WATER BY SOURCE SYSTEM,
CONSECUTIVE SYSTEM, AND COUNTY WITHIN STATE (AS OF 12/31/92)

ARKANSAS

WATER SYSTEMS AND CONSECUTIVE SYSTEMS SERVED	EPA ID NO	COUNTY	CHEM USED	STATUS	FLUOR START DATE	POP SERVED	NATURAL SYSTEMS NAT LEVEL	OPT LEVEL
NEWHALEN SUBDIVISION	2260066			ADJ		80		1.2
TOTAL POPULATION SERVED BY SOURCE WATER SYSTEM - - - - -						80		
NEWTOK	2227071	BETHEL/WADE HAMPTON	NaF	ADJ		25		1.2
TOTAL POPULATION SERVED BY SOURCE WATER SYSTEM - - - - -						25		
NIGHTMUTE	2271326	BETHEL CENSUS AREA	OTHER	ADJ	01/80	141		1.2
TOTAL POPULATION SERVED BY SOURCE WATER SYSTEM - - - - -						141		
NIKOLSKI	2260278	BRISTOL BAY	OTHER	ADJ	01/80	39		1.2
TOTAL POPULATION SERVED BY SOURCE WATER SYSTEM - - - - -						39		
NOATAK	2234015	KOBUK CENSUS AREA	NaF	ADJ		300		1.2
TOTAL POPULATION SERVED BY SOURCE WATER SYSTEM - - - - -						300		
NOME	2340010	NOME CENSUS AREA		ADJ		4200		1.2
TOTAL POPULATION SERVED BY SOURCE WATER SYSTEM - - - - -						4200		
NONDALTON	2260260	BRISTOL BAY	NaF	ADJ		220		1.2
TOTAL POPULATION SERVED BY SOURCE WATER SYSTEM - - - - -						220		
NOORVIK	2340109	KOBUK CENSUS AREA	NaF	ADJ		525		1.2
TOTAL POPULATION SERVED BY SOURCE WATER SYSTEM - - - - -						525		
NORTH POLE UTILITIES	2231067	FAIRBANKS NORTH STAR		ADJ		823		1.2
TOTAL POPULATION SERVED BY SOURCE WATER SYSTEM - - - - -						823		
NORTH STAR RENT-MISSION	2231199	NORTH STAR BOROUGH		ADJ		25		1.2
TOTAL POPULATION SERVED BY SOURCE WATER SYSTEM - - - - -						25		
NORTH STAR RENT-WYATT	2231198	NORTH STAR BOROUGH		ADJ		25		1.2
TOTAL POPULATION SERVED BY SOURCE WATER SYSTEM - - - - -						25		
NSBU - ANAKTUVUK PASS	2350057		OTHER	ADJ	00/00	325		1.2
TOTAL POPULATION SERVED BY SOURCE WATER SYSTEM - - - - -						325		
NUIQSUT	2232026	NORTH SLOPE BOROUGH	NaF	ADJ		319		1.2
TOTAL POPULATION SERVED BY SOURCE WATER SYSTEM - - - - -						319		

POPULATION SERVED FLUORIDATED DRINKING WATER BY SOURCE SYSTEM,
CONSECUTIVE SYSTEM, AND COUNTY WITHIN STATE (AS OF 12/31/92)

ARKANSAS

WATER SYSTEMS AND CONSECUTIVE SYSTEMS SERVED	EPA ID NO	COUNTY	CHEM USED	STATUS	FLUOR START DATE	POP SERVED	NATURAL NAT LEVEL	SYSTEMS OPT LEVEL
POINT LAY	2232025	NORTH SLOPE BOROUGH		ADJ		94		1.2
TOTAL POPULATION SERVED BY SOURCE WATER SYSTEM - - - - -						94		
PORT GRAHAM	2240498	KENAI PENINSULA	NaF	ADJ		244		1.2
TOTAL POPULATION SERVED BY SOURCE WATER SYSTEM - - - - -						244		
PORT LIONS	2250045	KODIAK ISLAND	NaF	ADJ		349		1.2
TOTAL POPULATION SERVED BY SOURCE WATER SYSTEM - - - - -						349		
PTARMIGAN HEIGHTS UTIL	2231093	FAIRBANKS NORTH STAR		ADJ		60		1.2
TOTAL POPULATION SERVED BY SOURCE WATER SYSTEM - - - - -						60		
QUINHAGAK	2271041	BETHEL CENSUS AREA	NaF	ADJ		530		1.2
TOTAL POPULATION SERVED BY SOURCE WATER SYSTEM - - - - -						530		
RAINBOW VALLEY M.H.P.	2231087	FAIRBANKS NORTH STAR		ADJ		300		1.2
TOTAL POPULATION SERVED BY SOURCE WATER SYSTEM - - - - -						300		
RIVERVIEW M.H.P.	2231086	FAIRBANKS NORTH STAR		ADJ		90		1.2
TOTAL POPULATION SERVED BY SOURCE WATER SYSTEM - - - - -						90		
RUSSIAN MISSION	2270168	WADE HAMPTON CENSUS	NaF	ADJ		225		1.2
TOTAL POPULATION SERVED BY SOURCE WATER SYSTEM - - - - -						225		
SAINT MARY'S	2270176	WADE HAMPTON CENSUS		ADJ		499		1.2
TOTAL POPULATION SERVED BY SOURCE WATER SYSTEM - - - - -						499		
SAINT MICHAEL	2340337	NOME CENSUS AREA	OTHER	ADJ	00/00	240		1.2
TOTAL POPULATION SERVED BY SOURCE WATER SYSTEM - - - - -						240		
SAINT PAUL	2260286	PRIIBILOF ISLANDS	OTHER	ADJ	00/00	586		1.2
TOTAL POPULATION SERVED BY SOURCE WATER SYSTEM - - - - -						586		
SAND POINT	2260294	ALEUTIAN ISLANDS	NaF	ADJ		1578		1.2
TOTAL POPULATION SERVED BY SOURCE WATER SYSTEM - - - - -						1578		
SAVOONGA	2340183	NOME CENSUS AREA	NaF	ADJ		530		1.2
TOTAL POPULATION SERVED BY SOURCE WATER SYSTEM - - - - -						530		

POPULATION SERVED FLUORIDATED DRINKING WATER BY SOURCE SYSTEM,
CONSECUTIVE SYSTEM, AND COUNTY WITHIN STATE (AS OF 12/31/92)

ARKANSAS

WATER SYSTEMS AND CONSECUTIVE SYSTEMS SERVED	EPA ID NO	COUNTY	CHEM USED	STATUS	FLUOR START DATE	POP SERVED	NATURAL SYSTEMS NAT LEVEL	OPT LEVEL
SAXMAN	2212012	KETCHIKAN GATEWAY	NaF	ADJ		460		1.2
TOTAL POPULATION SERVED BY SOURCE WATER SYSTEM - - - - -						460		
SCAMMON BAY	2270184	WADE HAMPTON CENSUS	NaF	ADJ		250		1.2
TOTAL POPULATION SERVED BY SOURCE WATER SYSTEM - - - - -						250		
SELAWIK	2234037	KOBUK CENSUS AREA		ADJ		650		1.2
TOTAL POPULATION SERVED BY SOURCE WATER SYSTEM - - - - -						650		
SELDOVIA	2240707	KENAI PENINSULA		ADJ		550		1.2
TOTAL POPULATION SERVED BY SOURCE WATER SYSTEM - - - - -						550		
SHAGELUK	2280040	YUKON-KOYUKUK CENSUS	NaF	ADJ		150		1.2
TOTAL POPULATION SERVED BY SOURCE WATER SYSTEM - - - - -						150		
SHAKTOOLIK	2340442	NOME CENSUS AREA	NaF	ADJ		177		1.2
TOTAL POPULATION SERVED BY SOURCE WATER SYSTEM - - - - -						177		
SHELDONS POINT	2270207	WADE HAMPTON CENSUS	NaF	ADJ		107		1.2
TOTAL POPULATION SERVED BY SOURCE WATER SYSTEM - - - - -						107		
SHISMAREF	2340484	NOME CENSUS AREA	NaF	ADJ		432		1.2
TOTAL POPULATION SERVED BY SOURCE WATER SYSTEM - - - - -						432		
SHUNGNAK	2340361	KOBUK CENSUS AREA	OTHER	ADJ	00/00	210		1.2
TOTAL POPULATION SERVED BY SOURCE WATER SYSTEM - - - - -						210		
SITKA	2130075	SITKA BOROUGH	NaF	ADJ		9500		1.2
TOTAL POPULATION SERVED BY SOURCE WATER SYSTEM - - - - -						9500		
SMITH'S GREEN ACRES MHP	2237082			ADJ		40		1.2
TOTAL POPULATION SERVED BY SOURCE WATER SYSTEM - - - - -						40		
SOUTH NAKNEK	2260333	BRISTOL BAY	NaF	ADJ		29		1.2
TOTAL POPULATION SERVED BY SOURCE WATER SYSTEM - - - - -						29		

POPULATION SERVED FLUORIDATED DRINKING WATER BY SOURCE SYSTEM,
CONSECUTIVE SYSTEM, AND COUNTY WITHIN STATE (AS OF 12/31/92)

ARKANSAS

WATER SYSTEMS AND CONSECUTIVE SYSTEMS SERVED	EPA ID NO	COUNTY	CHEM USED	STATUS	FLUOR START DATE	POP SERVED	NATURAL SYSTEMS NAT LEVEL	OPT LEVEL
STAN ORCUTT APTS	2237034	SOUTHEAST FAIRBANKS		ADJ		60		1.2
TOTAL POPULATION SERVED BY SOURCE WATER SYSTEM - - - - -						60		
STEBBINS	2340492	NOME CENSUS AREA	NaF	ADJ	00/00	360		1.2
TOTAL POPULATION SERVED BY SOURCE WATER SYSTEM - - - - -						360		
STEVENS VILLAGE	2360442	YUKON-KOYUKUK CENSUS	NaF	ADJ	00/00	80		1.2
TOTAL POPULATION SERVED BY SOURCE WATER SYSTEM - - - - -						80		
TAKOTNA	2280163	YUKON-KOYUKUK CENSUS	NaF	ADJ		35		1.2
TOTAL POPULATION SERVED BY SOURCE WATER SYSTEM - - - - -						35		
TANACROSS	2380531	FAIRBANKS NORTH STAR	NaF	ADJ		90		1.2
TOTAL POPULATION SERVED BY SOURCE WATER SYSTEM - - - - -						90		
TANANA (VSW)	2360109	YUKON-KOYUKUK CENSUS	NaF	ADJ	00/00	450		1.2
TOTAL POPULATION SERVED BY SOURCE WATER SYSTEM - - - - -						450		
TATITLEK	2291130	VALDEZ-CORDOVA	NaF	ADJ		95		1.2
TOTAL POPULATION SERVED BY SOURCE WATER SYSTEM - - - - -						95		
TETLIN	2238063	SOUTHEAST FAIRBANKS	NaF	ADJ		85		1.2
TOTAL POPULATION SERVED BY SOURCE WATER SYSTEM - - - - -						85		
THE VILLAGE M.H.P.	2231080			ADJ		345		1.2
TOTAL POPULATION SERVED BY SOURCE WATER SYSTEM - - - - -						345		
TOGIAK	2260325	BRISTOL BAY	NaF	ADJ		925		1.2
TOTAL POPULATION SERVED BY SOURCE WATER SYSTEM - - - - -						925		
TOKSOOK BAY	2270215	BETHEL CENSUS AREA	NaF	ADJ		381		1.2
TOTAL POPULATION SERVED BY SOURCE WATER SYSTEM - - - - -						381		
TOWN & COUNTRY TRLR CT	2231089			ADJ		200		1.2
TOTAL POPULATION SERVED BY SOURCE WATER SYSTEM - - - - -						200		
TULUKSAK	2270223	BETHEL CENSUS AREA	NaF	ADJ		310		1.2
TOTAL POPULATION SERVED BY SOURCE WATER SYSTEM - - - - -						310		

POPULATION SERVED FLUORIDATED DRINKING WATER BY SOURCE SYSTEM,
CONSECUTIVE SYSTEM, AND COUNTY WITHIN STATE (AS OF 12/31/92)

ARKANSAS

WATER SYSTEMS AND CONSECUTIVE SYSTEMS SERVED	EPA ID NO	COUNTY	CHEM USED	STATUS	FLUOR START DATE	POP SERVED	NATURAL SYSTEMS NAT LEVEL	OPT LEVEL
TUNTUTULIAK	2271211	BETHEL CENSUS AREA	NaF	ADJ		304		1.2
TOTAL POPULATION SERVED BY SOURCE WATER SYSTEM - - - - -						304		
TUNUNAK	2270231	BETHEL CENSUS AREA	NaF	ADJ		347		1.2
TOTAL POPULATION SERVED BY SOURCE WATER SYSTEM - - - - -						347		
TWIN HILLS	2260032	DILLINGHAM CENSUS	NaF	ADJ		55		1.2
TOTAL POPULATION SERVED BY SOURCE WATER SYSTEM - - - - -						55		
TYONEK	2240472	KENAI PENINSULA	NaF	ADJ		160		1.2
TOTAL POPULATION SERVED BY SOURCE WATER SYSTEM - - - - -						160		
U.S. AIR FORCE-GALENA	2236015	YUKON-KOYUKUK CENSUS		ADJ		310		1.2
TOTAL POPULATION SERVED BY SOURCE WATER SYSTEM - - - - -						310		
U.S. CUSTOMS BORDER STATION	2238046	YUKON-KOYUKUK CENSUS		ADJ		28		1.2
TOTAL POPULATION SERVED BY SOURCE WATER SYSTEM - - - - -						28		
UNALAKLEET	2234038	NOME CENSUS AREA	NaF	ADJ		750		1.2
TOTAL POPULATION SERVED BY SOURCE WATER SYSTEM - - - - -						750		
UNALASKA	2260309	ALEUTION ISLANDS	OTHER	ADJ	01/80	6000		1.2
TOTAL POPULATION SERVED BY SOURCE WATER SYSTEM - - - - -						6000		
UNALASKA SCHOOL		ALEUTIAN ISLANDS	NaF	ADJ		25		5.0
TOTAL POPULATION SERVED BY SOURCE WATER SYSTEM - - - - -						25		
UNIVERSITY OF ALASKA	2231068	FAIRBANKS		ADJ		2000		1.2
TOTAL POPULATION SERVED BY SOURCE WATER SYSTEM - - - - -						2000		
US ARMY FORT RICHARDSON	2212039	ANCHORAGE BOROUGH		ADJ	00/00	11500		1.2
TOTAL POPULATION SERVED BY SOURCE WATER SYSTEM - - - - -						11500		
USCG KODIAK SUPPORT CTR	2250126			ADJ		3092		1.2
TOTAL POPULATION SERVED BY SOURCE WATER SYSTEM - - - - -						3092		

POPULATION SERVED FLUORIDATED DRINKING WATER BY SOURCE SYSTEM,
CONSECUTIVE SYSTEM, AND COUNTY WITHIN STATE (AS OF 12/31/92)

ARKANSAS

WATER SYSTEMS AND CONSECUTIVE SYSTEMS SERVED	EPA ID NO	COUNTY	CHEM USED	STATUS	FLUOR START DATE	POP SERVED	NATURAL SYSTEMS NAT LEVEL	OPT LEVEL
USCG PORT CLARENCE LORAN	2234008	NOME CENSUS AREA		ADJ		28		1.2
TOTAL POPULATION SERVED BY SOURCE WATER SYSTEM - - - - -						28		
VALLEY WATER CO	2231092	FAIRBANKS NORTH STAR		ADJ		612		1.2
TOTAL POPULATION SERVED BY SOURCE WATER SYSTEM - - - - -						612		
VENETIE	2300248	YUKON-KOYUKUK	NaF	ADJ		208		1.2
TOTAL POPULATION SERVED BY SOURCE WATER SYSTEM - - - - -						208		
WALES	2340191	NOME CENSUS AREA	NaF	ADJ	00/00	165		1.2
TOTAL POPULATION SERVED BY SOURCE WATER SYSTEM - - - - -						165		
WHITE MTN	2340507	NOME CENSUS AREA	OTHER	ADJ	01/80	180		1.2
TOTAL POPULATION SERVED BY SOURCE WATER SYSTEM - - - - -						180		
WILDWOOD M.H.P.	2231085	FAIRBANKS NORTH STAR		ADJ		219		1.2
TOTAL POPULATION SERVED BY SOURCE WATER SYSTEM - - - - -						219		
YAKUTAT	2213017	SKAGWAY-YAKUTAT-ANGO	NaF	ADJ	00/00	435		1.2
TOTAL POPULATION SERVED BY SOURCE WATER SYSTEM - - - - -						435		
YFLATS SD-BIRCH CREEK SCHOOL	2300167		OTHER	ADJ	00/00	0		1.2
TOTAL POPULATION SERVED BY SOURCE WATER SYSTEM - - - - -						0		
YFLATS SD-CHALKYITSIK SCHOOL	2300183	YUKON-KOYUKUK CENSUS	NaF	ADJ	00/00	92		1.2
TOTAL POPULATION SERVED BY SOURCE WATER SYSTEM - - - - -						92		

POPULATION SERVED FLUORIDATED DRINKING WATER BY SOURCE SYSTEM,
CONSECUTIVE SYSTEM, AND COUNTY WITHIN STATE (AS OF 12/31/92)

CALIFORNIA

WATER SYSTEMS AND CONSECUTIVE SYSTEMS SERVED	EPA ID NO	COUNTY	CHEM USED	STATUS	FLUOR START DATE	POP SERVED	NATURAL SYSTEMS NAT LEVEL	OPT LEVEL
AHNFORD	1610003			NATL		32500	0.9	
	TOTAL POPULATION SERVED BY SOURCE WATER SYSTEM - - - - -					32500		
ALAMEDA COUNTY WD	0110001	ALAMEDA	OTHER	ADJ	06/71	275000		1.0
	TOTAL POPULATION SERVED BY SOURCE WATER SYSTEM - - - - -					275000		
ALPAUGH	5410005			NATL		900	1.0	
	TOTAL POPULATION SERVED BY SOURCE WATER SYSTEM - - - - -					900		
ANTELOPE VALLEY WC	1510036			NATL		719	0.9	
	TOTAL POPULATION SERVED BY SOURCE WATER SYSTEM - - - - -					719		
ANTIOCH	0710001	CONTRA COSTA	OTHER	ADJ	08/52	64442		1.0
	TOTAL POPULATION SERVED BY SOURCE WATER SYSTEM - - - - -					64442		
ARCATA	1210001	HUMBOLDT	OTHER	ADJ	01/64	16740		1.0
	TOTAL POPULATION SERVED BY SOURCE WATER SYSTEM - - - - -					16740		
ARDEN WC	1510010			NATL		3710	1.3	
	TOTAL POPULATION SERVED BY SOURCE WATER SYSTEM - - - - -					3710		
ARMONA CSD	1610001			NATL		3130	1.8	
	TOTAL POPULATION SERVED BY SOURCE WATER SYSTEM - - - - -					3130		
AZUSA	1910007			NATL		30581	0.8	
	TOTAL POPULATION SERVED BY SOURCE WATER SYSTEM - - - - -					30581		
BARONA	0600119	SAN DIEGO	NaF	ADJ	08/88	273		1.0
	TOTAL POPULATION SERVED BY SOURCE WATER SYSTEM - - - - -					273		
BENECIA UTILITIES	4810001	SOLANO	OTHER	ADJ	05/71	25541		1.0
	TOTAL POPULATION SERVED BY SOURCE WATER SYSTEM - - - - -					25541		
BEVERLY HILLS	1910156	LOS ANGELES	OTHER	ADJ	03/74	31783		1.0
	TOTAL POPULATION SERVED BY SOURCE WATER SYSTEM - - - - -					31783		
BIG PINE	0600120	INYO	NaF	ADJ	08/84	200		1.0
	TOTAL POPULATION SERVED BY SOURCE WATER SYSTEM - - - - -					200		

POPULATION SERVED FLUORIDATED DRINKING WATER BY SOURCE SYSTEM,
CONSECUTIVE SYSTEM, AND COUNTY WITHIN STATE (AS OF 12/31/92)

CALIFORNIA

WATER SYSTEMS AND CONSECUTIVE SYSTEMS SERVED	EPA ID NO	COUNTY	CHEM USED	STATUS	FLUOR START DATE	POP SERVED	NATURAL SYSTEMS NAT LEVEL	OPT LEVEL
BISHOP	0600122		OTHER	ADJ	01/80	1900		1.0
TOTAL POPULATION SERVED BY SOURCE WATER SYSTEM - - - - -						1900		
BORON COMMUNITY SD	1510002			NATL		2500	0.8	
TOTAL POPULATION SERVED BY SOURCE WATER SYSTEM - - - - -						2500		
BUELLTON COMM SD	4210018			NATL		5800	0.0	
TOTAL POPULATION SERVED BY SOURCE WATER SYSTEM - - - - -						5800		
CALIFORNIA CITY	1510032			NATL		4500	0.9	
TOTAL POPULATION SERVED BY SOURCE WATER SYSTEM - - - - -						4500		
CALIFORNIA WATER SERVICE	0410005	BUTTE	OTHER	ADJ	04/58	11300		1.0
TOTAL POPULATION SERVED BY SOURCE WATER SYSTEM - - - - -						11300		
CALIFORNIA-AMERICAN WC	1910139			NATL		48179	0.0	
TOTAL POPULATION SERVED BY SOURCE WATER SYSTEM - - - - -						48179		
CHEMEHUEVI HOMESITE II	0600206		OTHER	ADJ	01/80	175		1.0
TOTAL POPULATION SERVED BY SOURCE WATER SYSTEM - - - - -						175		
CITIZENS UTIL CO-ROSEMONT	3410034	SACRAMENTO	OTHER	ADJ	12/56	18232		1.0
TOTAL POPULATION SERVED BY SOURCE WATER SYSTEM - - - - -						18232		
CONTRA COSTA WD	0710003	CONTRA COSTA	OTHER	ADJ	05/65	225000		1.0
TOTAL POPULATION SERVED BY SOURCE WATER SYSTEM - - - - -						225000		
CRESCENT CITY	0810001	DEL NORTE	OTHER	ADJ	11/69	11246		1.0
TOTAL POPULATION SERVED BY SOURCE WATER SYSTEM - - - - -						11246		
CUYAMA VALLEY COMMUNITY INC	4210009			NATL		800	0.0	
TOTAL POPULATION SERVED BY SOURCE WATER SYSTEM - - - - -						800		
DESERT HOT SPRINGS CWD	3310008			NATL		12400	0.0	
TOTAL POPULATION SERVED BY SOURCE WATER SYSTEM - - - - -						12400		

POPULATION SERVED FLUORIDATED DRINKING WATER BY SOURCE SYSTEM,
CONSECUTIVE SYSTEM, AND COUNTY WITHIN STATE (AS OF 12/31/92)

CALIFORNIA

WATER SYSTEMS AND CONSECUTIVE SYSTEMS SERVED	EPA ID NO	COUNTY	CHEM USED	STATUS	FLUOR START DATE	POP SERVED	NATURAL SYSTEMS NAT LEVEL	OPT LEVEL
DUBLIN-SAN RAMON SERVICE	0110009	CONTRA COSTA	OTHER	ADJ	04/80	19475		1.0
TOTAL POPULATION SERVED BY SOURCE WATER SYSTEM - - - - -						19475		
EAST BAY MUD	0110005	ALAMEDA	OTHER	ADJ	06/71	1100000		1.0
TOTAL POPULATION SERVED BY SOURCE WATER SYSTEM - - - - -						1100000		
EAST HOOPA	0600140	HUMBOLDT	NaF	ADJ	12/86	298		1.0
TOTAL POPULATION SERVED BY SOURCE WATER SYSTEM - - - - -						298		
EUREKA	1210004	HUMBOLDT	OTHER	ADJ	02/72	25000		1.0
TOTAL POPULATION SERVED BY SOURCE WATER SYSTEM - - - - -						25000		
FAIRFIELD	4810003	SOLANO	OTHER	ADJ	12/67	72000		1.0
TOTAL POPULATION SERVED BY SOURCE WATER SYSTEM - - - - -						72000		
FORT ORD ARMY BASE	2710701		OTHER	ADJ	00/00	37211		0.0
TOTAL POPULATION SERVED BY SOURCE WATER SYSTEM - - - - -						37211		
FOUNTAIN VALLEY	3010069	ORANGE	OTHER	ADJ	06/73	53691		1.0
TOTAL POPULATION SERVED BY SOURCE WATER SYSTEM - - - - -						53691		
FRESNO CO WATERWORKS 11	1000003	FRESNO	NaF	ADJ	10/63	641		1.0
TOTAL POPULATION SERVED BY SOURCE WATER SYSTEM - - - - -						641		
FRESNO CO WATERWORKS 14	1010038	FRESNO	Acid	ADJ	10/68	977		1.0
TOTAL POPULATION SERVED BY SOURCE WATER SYSTEM - - - - -						977		
FRESNO CO WATERWORKS 19	1010033	FRESNO	NaF	ADJ	09/54	2006		1.0
TOTAL POPULATION SERVED BY SOURCE WATER SYSTEM - - - - -						2006		
FRESNO CO WATERWORKS 27	1010048	FRESNO	NaF	ADJ	03/71	1225		1.0
TOTAL POPULATION SERVED BY SOURCE WATER SYSTEM - - - - -						1225		
FRESNO CO WATERWORKS 28	1000037	FRESNO	NaF	ADJ	11/79	250		1.0
TOTAL POPULATION SERVED BY SOURCE WATER SYSTEM - - - - -						250		
FRESNO CO WATERWORKS-DIST. 21	1010031	FRESNO	OTHER	ADJ	00/00	1800		0.0
TOTAL POPULATION SERVED BY SOURCE WATER SYSTEM - - - - -						1800		

POPULATION SERVED FLUORIDATED DRINKING WATER BY SOURCE SYSTEM,
CONSECUTIVE SYSTEM, AND COUNTY WITHIN STATE (AS OF 12/31/92)

CALIFORNIA

WATER SYSTEMS AND CONSECUTIVE SYSTEMS SERVED	EPA ID NO	COUNTY	CHEM USED	STATUS	FLUOR START DATE	POP SERVED	NATURAL SYSTEMS NAT LEVEL	OPT LEVEL
FRESNO CO WATERWORKS-DIST. 25	1010040	FRESNO	OTHER	ADJ	00/00	5450		0.0
TOTAL POPULATION SERVED BY SOURCE WATER SYSTEM - - - - -						5450		
FRESNO CO WATERWORKS-DIST. 32	1010047	FRESNO	OTHER	ADJ	00/00	25		0.0
TOTAL POPULATION SERVED BY SOURCE WATER SYSTEM - - - - -						25		
FRSENO CO WATERWORKS-DIST 23	1010046	FRESNO	OTHER	ADJ	00/00	1650		0.0
TOTAL POPULATION SERVED BY SOURCE WATER SYSTEM - - - - -						1650		
FT INDEPENDENCE	0600129	INYO	NaF	ADJ	05/85	45		1.0
TOTAL POPULATION SERVED BY SOURCE WATER SYSTEM - - - - -						45		
FT. BIDWELL	0600128	MODOC	NaF	ADJ	09/82	90		1.0
TOTAL POPULATION SERVED BY SOURCE WATER SYSTEM - - - - -						90		
FT. YUMA	0600089		OTHER	ADJ	01/80	1215		1.0
TOTAL POPULATION SERVED BY SOURCE WATER SYSTEM - - - - -						1215		
GRIDLEY	0410004	BUTTE	OTHER	ADJ	05/54	4631		1.0
TOTAL POPULATION SERVED BY SOURCE WATER SYSTEM - - - - -						4631		
GRINDS YONE	0605004	GLENN	NaF	ADJ	12/89	122		1.0
TOTAL POPULATION SERVED BY SOURCE WATER SYSTEM - - - - -						122		
HARRY V SLACK DWS	3310023			NATL		805	0.9	
TOTAL POPULATION SERVED BY SOURCE WATER SYSTEM - - - - -						805		
HAVASU LAND TR PK-CHEMEHUEVI	0600124	SAN BERNARDINO		NATL		100	0.9	
TOTAL POPULATION SERVED BY SOURCE WATER SYSTEM - - - - -						100		
HAYWARD WS	0110006	ALAMEDA	OTHER	ADJ	03/58	115203		1.0
TOTAL POPULATION SERVED BY SOURCE WATER SYSTEM - - - - -						115203		
HEALDSBURG	4910005	SONOMA	OTHER	ADJ	11/53	9454		1.0
TOTAL POPULATION SERVED BY SOURCE WATER SYSTEM - - - - -						9454		

POPULATION SERVED FLUORIDATED DRINKING WATER BY SOURCE SYSTEM,
CONSECUTIVE SYSTEM, AND COUNTY WITHIN STATE (AS OF 12/31/92)

CALIFORNIA

WATER SYSTEMS AND CONSECUTIVE SYSTEMS SERVED	EPA ID NO	COUNTY	CHEM USED	STATUS	FLUOR START DATE	POP SERVED	NATURAL SYSTEMS NAT LEVEL	OPT LEVEL
HUNTINGTON BEACH	3010053	ORANGE	OTHER	ADJ	07/73	185000		1.0
TOTAL POPULATION SERVED BY SOURCE WATER SYSTEM - - - - -						185000		
INDIAN WELLS VALLEY WD	1510017			NATL		36338	1.1	
TOTAL POPULATION SERVED BY SOURCE WATER SYSTEM - - - - -						36338		
KERNVILLE DOMESTIC WC	1510033			NATL		1450	1.4	
TOTAL POPULATION SERVED BY SOURCE WATER SYSTEM - - - - -						1450		
LAJOLLA, LOWER	0605007	SAN DIEGO	NaF	ADJ	09/87	37		1.0
TOTAL POPULATION SERVED BY SOURCE WATER SYSTEM - - - - -						37		
LAJOLLA, UPPER	0600136	SAN DIEGO	NaF	ADJ	07/87	135		1.0
TOTAL POPULATION SERVED BY SOURCE WATER SYSTEM - - - - -						135		
LAJOLLA, WESTERN	0605008	SAN DIEGO	NaF	ADJ	03/88	99		1.0
TOTAL POPULATION SERVED BY SOURCE WATER SYSTEM - - - - -						99		
LAKELAND WC	1510049			NATL		500	3.5	
TOTAL POPULATION SERVED BY SOURCE WATER SYSTEM - - - - -						500		
LAS FLORES WC	1910061			NATL		4500	0.0	
TOTAL POPULATION SERVED BY SOURCE WATER SYSTEM - - - - -						4500		
LEMOORE	1610005			NATL		14082	1.4	
TOTAL POPULATION SERVED BY SOURCE WATER SYSTEM - - - - -						14082		
LINCOLN AVE WC	1910063			NATL		16000	0.0	
TOTAL POPULATION SERVED BY SOURCE WATER SYSTEM - - - - -						16000		
LONE PINE	0600138		OTHER	ADJ	01/80	90		1.0
TOTAL POPULATION SERVED BY SOURCE WATER SYSTEM - - - - -						90		
LONG BEACH WD	1910065	LOS ANGELES	OTHER	ADJ	06/71	425000		1.0
TOTAL POPULATION SERVED BY SOURCE WATER SYSTEM - - - - -						425000		
LOS ANGELES CO WW DIST 36	1910185			NATL		2175	0.0	
TOTAL POPULATION SERVED BY SOURCE WATER SYSTEM - - - - -						2175		

POPULATION SERVED FLUORIDATED DRINKING WATER BY SOURCE SYSTEM,
CONSECUTIVE SYSTEM, AND COUNTY WITHIN STATE (AS OF 12/31/92)

CALIFORNIA

WATER SYSTEMS AND CONSECUTIVE SYSTEMS SERVED	EPA ID NO	COUNTY	CHEM USED	STATUS	FLUOR START DATE	POP SERVED	NATURAL SYSTEMS NAT LEVEL	OPT LEVEL
LOS BANOS	2410005	MERCED	OTHER	ADJ	03/58	15782		1.0
TOTAL POPULATION SERVED BY SOURCE WATER SYSTEM - - - - -						15782		
LOYALTON	4610001	SIERRA	OTHER	ADJ	05/68	1070		1.0
TOTAL POPULATION SERVED BY SOURCE WATER SYSTEM - - - - -						1070		
MARIN MUNICIPAL WD	2110002	MARIN	OTHER	ADJ	12/73	170000		1.0
TOTAL POPULATION SERVED BY SOURCE WATER SYSTEM - - - - -						170000		
MARTINEZ	0710006	CONTRA COSTA	OTHER	ADJ	01/65	28500		1.0
TOTAL POPULATION SERVED BY SOURCE WATER SYSTEM - - - - -						28500		
MERCED CITY WS	2410009	MERCED	OTHER	ADJ	06/66	57645		1.0
TOTAL POPULATION SERVED BY SOURCE WATER SYSTEM - - - - -						57645		
MORGAN HILL	4310006	SANTA CLARA	OTHER	ADJ	11/56	25180		1.0
TOTAL POPULATION SERVED BY SOURCE WATER SYSTEM - - - - -						25180		
PALO ALTO	4310009	SANTA CLARA	OTHER	ADJ	06/56	56000		1.0
TOTAL POPULATION SERVED BY SOURCE WATER SYSTEM - - - - -						56000		
PAVMA	0605012	SAN DIEGO	OTHER	ADJ	01/80	108		1.0
TOTAL POPULATION SERVED BY SOURCE WATER SYSTEM - - - - -						108		
PITTSBURG MUNICIPAL WATER	0710008	CONTRA COSTA	OTHER	ADJ	04/65	48700		1.0
TOTAL POPULATION SERVED BY SOURCE WATER SYSTEM - - - - -						48700		
PLACERVILLE	0910003	EL DORADO	OTHER	ADJ	10/56	7500		1.0
TOTAL POPULATION SERVED BY SOURCE WATER SYSTEM - - - - -						7500		
PLEASANTON	0110008	ALAMEDA	OTHER	ADJ	03/54	51900		1.0
TOTAL POPULATION SERVED BY SOURCE WATER SYSTEM - - - - -						51900		
REDLANDS CITY WD	3610037			NATL		69300	0.8	
TOTAL POPULATION SERVED BY SOURCE WATER SYSTEM - - - - -						69300		

POPULATION SERVED FLUORIDATED DRINKING WATER BY SOURCE SYSTEM,
CONSECUTIVE SYSTEM, AND COUNTY WITHIN STATE (AS OF 12/31/92)

CALIFORNIA

WATER SYSTEMS AND CONSECUTIVE SYSTEMS SERVED	EPA ID NO	COUNTY	CHEM USED	STATUS	FLUOR START DATE	POP SERVED	NATURAL SYSTEMS NAT LEVEL	OPT LEVEL
RINCON, NORTHERN	0600147	SAN DIEGO	NaF	ADJ	03/88	363		1.0
TOTAL POPULATION SERVED BY SOURCE WATER SYSTEM - - - - -						363		
RINCON, PARADISE CREEK	0600146	SAN DIEGO	NaF	ADJ	03/88	120		1.0
TOTAL POPULATION SERVED BY SOURCE WATER SYSTEM - - - - -						120		
RIVERDALE PUD	1010028	FRESNO		NATL		2211	1.7	
TOTAL POPULATION SERVED BY SOURCE WATER SYSTEM - - - - -						2211		
ROCKWELL INTERNATIONAL CORP	5610004			NATL		900	0.0	
TOTAL POPULATION SERVED BY SOURCE WATER SYSTEM - - - - -						900		
ROSEVILLE	3110008	PLACER	OTHER	ADJ	10/67	47000		1.0
TOTAL POPULATION SERVED BY SOURCE WATER SYSTEM - - - - -						47000		
RUBIO CANON WS	1910140			NATL		8767	0.0	
TOTAL POPULATION SERVED BY SOURCE WATER SYSTEM - - - - -						8767		
SAN FRANCISCO WD	3810001	SAN FRANCISCO	Acid	ADJ	08/52	648000		1.0
BRISBANE	4110002	SAN MATEO		CONS		0		
BURLINGAME	4110003	SAN MATEO		CONS		0		
CALIFORNIA WATER SERVICES	4110009	SAN MATEO		CONS		56200		
CALIFORNIA WATER SERVICES	4110007	SAN MATEO		CONS		0		
CALIFORNIA WATER SERVICES	4110008	SAN MATEO		CONS		109000		
CALIFORNIA WATER SERVICES	4110009	SAN MATEO		CONS		58644		
DALY CITY	4110013	SAN MATEO		CONS		0		
HILLSBOROUGH	4110016	SAN MATEO		CONS		0		
MILLBRAE	4110018	SAN MATEO		CONS		0		
NORTH COAST CWD	4110025	SAN MATEO		CONS		0		
SAN BRUNO	4110023	SAN MATEO		CONS		0		
WESTBOROUGH CWD	4110027	SAN MATEO		CONS		0		
TOTAL POPULATION SERVED BY SOURCE WATER SYSTEM - - - - -						871844		
SAN JOSE	4310020	SANTA CLARA	OTHER	ADJ	09/65	70000		1.0
TOTAL POPULATION SERVED BY SOURCE WATER SYSTEM - - - - -						70000		
SAN LUIS OBISPO	4010009	SAN LUIS OBISPO	OTHER	ADJ	08/54	42136		1.0
TOTAL POPULATION SERVED BY SOURCE WATER SYSTEM - - - - -						42136		
SAN PASQUAL, MAIN	0605017	SAN DIEGO	NaF	ADJ	07/88	105		1.0
TOTAL POPULATION SERVED BY SOURCE WATER SYSTEM - - - - -						105		

POPULATION SERVED FLUORIDATED DRINKING WATER BY SOURCE SYSTEM,
CONSECUTIVE SYSTEM, AND COUNTY WITHIN STATE (AS OF 12/31/92)

CALIFORNIA

WATER SYSTEMS AND CONSECUTIVE SYSTEMS SERVED	EPA ID NO	COUNTY	CHEM USED	STATUS	FLUOR START DATE	POP SERVED	NATURAL SYSTEMS NAT LEVEL	OPT LEVEL
SANTA PAULA WW	5610011				NATL	26000	0.0	
TOTAL POPULATION SERVED BY SOURCE WATER SYSTEM - - - - -						26000		
SANTA YSABEL, LOWER	0605020	SAN DIEGO	NaF	ADJ	11/87	27		1.0
TOTAL POPULATION SERVED BY SOURCE WATER SYSTEM - - - - -						27		
SANTA YSABEL, UPPER	0600150	SAN DIEGO	NaF	ADJ	11/87	108		1.0
TOTAL POPULATION SERVED BY SOURCE WATER SYSTEM - - - - -						108		
SCOTIA-PACIFIC LUMBER CO	1210010	HUMBOLDT		ADJ	10/62	1000		1.0
TOTAL POPULATION SERVED BY SOURCE WATER SYSTEM - - - - -						1000		
SIERRA MADRE WD	1910148				NATL	10800	0.0	
TOTAL POPULATION SERVED BY SOURCE WATER SYSTEM - - - - -						10800		
SKAGS ISLAND	4910700		OTHER	ADJ	00/00	600		0.0
TOTAL POPULATION SERVED BY SOURCE WATER SYSTEM - - - - -						600		
SMITH RIVER	0605060	DEL NORTE	NaF	ADJ	03/83	150		1.0
TOTAL POPULATION SERVED BY SOURCE WATER SYSTEM - - - - -						150		
STANFORD UNIVERSITY	4310013	SANTA CLARA	OTHER	ADJ	04/70	23000		1.0
TOTAL POPULATION SERVED BY SOURCE WATER SYSTEM - - - - -						23000		
SUNNY SLOPE WC	1910157				NATL	29733	0.0	
TOTAL POPULATION SERVED BY SOURCE WATER SYSTEM - - - - -						29733		
TRANQUILLITY	1010030				NATL	1000	0.8	
TOTAL POPULATION SERVED BY SOURCE WATER SYSTEM - - - - -						1000		
TWENTYNINE PALMS WD	3610049				NATL	17000	0.0	
TOTAL POPULATION SERVED BY SOURCE WATER SYSTEM - - - - -						17000		
TWO ROCK COAST GUARD	4910701		OTHER	ADJ	00/00	980		0.0
TOTAL POPULATION SERVED BY SOURCE WATER SYSTEM - - - - -						980		

POPULATION SERVED FLUORIDATED DRINKING WATER BY SOURCE SYSTEM,
CONSECUTIVE SYSTEM, AND COUNTY WITHIN STATE (AS OF 12/31/92)

CALIFORNIA

WATER SYSTEMS AND CONSECUTIVE SYSTEMS SERVED	EPA ID NO	COUNTY	CHEM USED	STATUS	FLUOR START DATE	POP SERVED	NATURAL SYSTEMS NAT LEVEL	OPT LEVEL
USAF BEALE AFB	5810700		OTHER	ADJ	00/00	10000		0.0
TOTAL POPULATION SERVED BY SOURCE WATER SYSTEM - - - - -						10000		
USAF CASTLE AFB	2410700		OTHER	ADJ	00/00	14218		0.0
TOTAL POPULATION SERVED BY SOURCE WATER SYSTEM - - - - -						14218		
VACAVILLE	4810008	SOLANO	OTHER	ADJ	02/75	76200		1.0
TOTAL POPULATION SERVED BY SOURCE WATER SYSTEM - - - - -						76200		
VALLEJO	4810007	SOLANO	OTHER	ADJ	11/54	121600		1.0
TOTAL POPULATION SERVED BY SOURCE WATER SYSTEM - - - - -						121600		
VANDENBURG AFB	4210700		OTHER	ADJ	00/00	14487		0.0
TOTAL POPULATION SERVED BY SOURCE WATER SYSTEM - - - - -						14487		
VENTURA CO WW	5610018			NATL		26118	0.0	
TOTAL POPULATION SERVED BY SOURCE WATER SYSTEM - - - - -						26118		
WARRING WS	5610021			NATL		1300	0.0	
TOTAL POPULATION SERVED BY SOURCE WATER SYSTEM - - - - -						1300		
WEST HOOPA	0600123	HUMBOLDT	NaF	ADJ	12/86	315		1.0
TOTAL POPULATION SERVED BY SOURCE WATER SYSTEM - - - - -						315		
WOODFORDS	0600362		OTHER	ADJ	01/80	200		1.0
TOTAL POPULATION SERVED BY SOURCE WATER SYSTEM - - - - -						200		

STATE SUMMARY DATA AS OF 12/31/92

COLORADO

SYSTEM SIZE CLASSIFICATION

	FLUORIDATED SYSTEMS		PUBLIC WATER SYSTEMS	
	NUMBER OF SYSTEMS	TOTAL POPULATION	NUMBER OF SYSTEMS	TOTAL POPULATION
=<1,000	318	64,854	621	131,000
1,001-5,000	85	190,284	112	245,000
5,001-10,000	18	139,910	29	231,000
10,001-50,000	23	507,297	29	616,000
50,001-100,000	5	348,000	6	461,000
>100,000	5	1,472,404	4	1,650,000
TOTAL	454	2,722,749	801	3,333,000

FLUORIDATED SYSTEM CLASSIFICATION

	NUMBER	POPULATION	PERCENTAGE (POP.)
ADJUSTED	62	1,816,039	66.7
CONSECUTIVE	96	105,486	3.9
NATURAL	296	801,224	29.4
TOTAL	454	2,722,749	

SCHOOLS, INDIAN AND MILITARY SYSTEMS

	ADJUSTED		NATURAL	
	NUMBER	POP.	NUMBER	POP.
TOTAL SCHOOLS	0	0	0	0
INDIAN SYSTEMS	1	1,400	0	0
INDIAN SCHOOLS	0	0	0	0
MILITARY SYSTEMS	0	0	0	0

CHEMICAL USAGE OF FLUORIDATING SYSTEMS

	NUMBER	POPULATION
SODIUM FLUORIDE	31	87,140
SODIUM SILICOFLUORIDE	116	1,727,885
HYDROFLUOSILICIC ACID	4	84,500

POPULATION SERVED FLUORIDATED DRINKING WATER BY SOURCE SYSTEM,
CONSECUTIVE SYSTEM, AND COUNTY WITHIN STATE (AS OF 12/31/92)

COLORADO

WATER SYSTEMS AND CONSECUTIVE SYSTEMS SERVED	EPA ID NO	COUNTY	CHEM USED	STATUS	FLUOR START DATE	POP SERVED	NATURAL NAT LEVEL	SYSTEMS OPT LEVEL
A & B WATER ASSN	0055954	PROWERS			NATL	150	1.0	
TOTAL POPULATION SERVED BY SOURCE WATER SYSTEM - - - - -						150		
AA MOBILE HOME VILLAGE	0054205	ADAMS			NATL	160	2.4	
TOTAL POPULATION SERVED BY SOURCE WATER SYSTEM - - - - -						160		
AGATE	0055855	ELBERT			NATL	50	0.7	
TOTAL POPULATION SERVED BY SOURCE WATER SYSTEM - - - - -						50		
AKRON	0070193	WASHINGTON			NATL	1800	0.8	
TOTAL POPULATION SERVED BY SOURCE WATER SYSTEM - - - - -						1800		
ALAMOSA	0049403	ALAMOSA	NaF	ADJ	06/83	7000		1.0
TOTAL POPULATION SERVED BY SOURCE WATER SYSTEM - - - - -						7000		
ANTONITO	0049486	CONEJOS	NaF	ADJ	06/81	1103		1.0
TOTAL POPULATION SERVED BY SOURCE WATER SYSTEM - - - - -						1103		
APOLLO ESTATES WA	0073684	BOULDER			NATL	25	0.9	
TOTAL POPULATION SERVED BY SOURCE WATER SYSTEM - - - - -						25		
ARAPAHOE ESTATES WD	0185017	ARAPAHOE			NATL	950	2.9	
TOTAL POPULATION SERVED BY SOURCE WATER SYSTEM - - - - -						950		
ARAPAHOE WATER CO	0070466	CHEYENNE			NATL	90	0.8	
TOTAL POPULATION SERVED BY SOURCE WATER SYSTEM - - - - -						90		
ARISTOCRAT RANCHETTES	0055350	WELD			NATL	289	1.5	
TOTAL POPULATION SERVED BY SOURCE WATER SYSTEM - - - - -						289		
ARVADA	0054684	JEFFERSON	NaSiF6	ADJ	06/80	93000		0.9
TOTAL POPULATION SERVED BY SOURCE WATER SYSTEM - - - - -						93000		
ASGARD SUBD WTR ASSN	0123123	GARFIELD			NATL	80	0.9	
TOTAL POPULATION SERVED BY SOURCE WATER SYSTEM - - - - -						80		
ASPEN	0050948	PITKIN	NaSiF6	ADJ	12/80	7000		1.2
TOTAL POPULATION SERVED BY SOURCE WATER SYSTEM - - - - -						7000		

POPULATION SERVED FLUORIDATED DRINKING WATER BY SOURCE SYSTEM,
CONSECUTIVE SYSTEM, AND COUNTY WITHIN STATE (AS OF 12/31/92)

COLORADO

WATER SYSTEMS AND CONSECUTIVE SYSTEMS SERVED	EPA ID NO	COUNTY	CHEM USED	STATUS	FLUOR START DATE	POP SERVED	NATURAL SYSTEMS NAT LEVEL	OPT LEVEL
ASPEN MESA ESTATES	0050625	EAGLE			NATL	165	0.8	
TOTAL POPULATION SERVED BY SOURCE WATER SYSTEM - - - - -						165		
AURORA	0054874	ARAPAHOE	NaSiF6	ADJ	08/84	200000		0.9
TOTAL POPULATION SERVED BY SOURCE WATER SYSTEM - - - - -						200000		
AURORA MHP	0054122	ADAMS			NATL	100	0.9	
TOTAL POPULATION SERVED BY SOURCE WATER SYSTEM - - - - -						100		
AVONDALE W&S DIST	0052555	PUEBLO			NATL	1500	1.3	
TOTAL POPULATION SERVED BY SOURCE WATER SYSTEM - - - - -						1500		
BEEHIVE WATER CO	0056390	OTERO			NATL	240	1.7	
TOTAL POPULATION SERVED BY SOURCE WATER SYSTEM - - - - -						240		
BELLVIEW COLLEGE	0053967	ADAMS			NATL	0	0.9	
TOTAL POPULATION SERVED BY SOURCE WATER SYSTEM - - - - -						0		
BENCHMARK W&S DIST	0073635	BOULDER			NATL	30	1.6	
TOTAL POPULATION SERVED BY SOURCE WATER SYSTEM - - - - -						30		
BENNETT	0053744	ADAMS			NATL	2000	1.8	
TOTAL POPULATION SERVED BY SOURCE WATER SYSTEM - - - - -						2000		
BENT COUNTY MEM NURSING HOME	0070482	BENT			NATL	58	2.3	
TOTAL POPULATION SERVED BY SOURCE WATER SYSTEM - - - - -						58		
BENTS FORT WATER CO	0056309	OTERO			NATL	1500	1.8	
TOTAL POPULATION SERVED BY SOURCE WATER SYSTEM - - - - -						1500		
BERTHOUD	0055145	LARIMER	NaF	ADJ	06/60	2823		0.9
TOTAL POPULATION SERVED BY SOURCE WATER SYSTEM - - - - -						2823		
BETHUNE	0069781	KIT CARSON			NATL	150	0.8	
TOTAL POPULATION SERVED BY SOURCE WATER SYSTEM - - - - -						150		

POPULATION SERVED FLUORIDATED DRINKING WATER BY SOURCE SYSTEM,
CONSECUTIVE SYSTEM, AND COUNTY WITHIN STATE (AS OF 12/31/92)

COLORADO

WATER SYSTEMS AND CONSECUTIVE SYSTEMS SERVED	EPA ID NO	COUNTY	CHEM USED	STATUS	FLUOR START DATE	POP SERVED	NATURAL SYSTEMS NAT LEVEL	OPT LEVEL
BEULAH WATER DIST	0151100	PUEBLO		NATL		180	0.8	
TOTAL POPULATION SERVED BY SOURCE WATER SYSTEM - - - - -						180		
BEVERLY HILLS MUT WAT CO	0055053	DOUGLAS		NATL		115	1.0	
TOTAL POPULATION SERVED BY SOURCE WATER SYSTEM - - - - -						115		
BIG SPRINGS TP	0196501	CHAFFEE		NATL		48	0.7	
TOTAL POPULATION SERVED BY SOURCE WATER SYSTEM - - - - -						48		
BLUE MOUNTAIN WD	0196600	JEFFERSON		NATL		225	0.7	
TOTAL POPULATION SERVED BY SOURCE WATER SYSTEM - - - - -						225		
BOONE	0052571	PUEBLO		NATL		481	0.7	
TOTAL POPULATION SERVED BY SOURCE WATER SYSTEM - - - - -						481		
BOULDER	0053397	BOULDER	NaSiF6	ADJ	12/65	105000		0.9
TOTAL POPULATION SERVED BY SOURCE WATER SYSTEM - - - - -						105000		
BRANDON WTR ASSN	0191478	KIOWA		NATL		35	2.8	
TOTAL POPULATION SERVED BY SOURCE WATER SYSTEM - - - - -						35		
BRECKENRIDGE	0050328	SUMMIT	NaF	ADJ	11/85	2000		1.2
TOTAL POPULATION SERVED BY SOURCE WATER SYSTEM - - - - -						2000		
BRIGGSDALE WATER CO	0055384	WELD		NATL		75	0.7	
TOTAL POPULATION SERVED BY SOURCE WATER SYSTEM - - - - -						75		
BRISTOL W&S DIST	0055947	PROWERS		NATL		250	1.3	
TOTAL POPULATION SERVED BY SOURCE WATER SYSTEM - - - - -						250		
BROOK FOREST WD	0045676	JEFFERSON		NATL		700	0.7	
TOTAL POPULATION SERVED BY SOURCE WATER SYSTEM - - - - -						700		
BROOMFIELD	0053405	BOULDER	Acid	ADJ	10/81	15500		0.9
TOTAL POPULATION SERVED BY SOURCE WATER SYSTEM - - - - -						15500		
BROWNSVILLE W&S DIST	0053413	BOULDER		NATL		500	1.8	
TOTAL POPULATION SERVED BY SOURCE WATER SYSTEM - - - - -						500		

POPULATION SERVED FLUORIDATED DRINKING WATER BY SOURCE SYSTEM,
CONSECUTIVE SYSTEM, AND COUNTY WITHIN STATE (AS OF 12/31/92)

COLORADO

WATER SYSTEMS AND CONSECUTIVE SYSTEMS SERVED	EPA ID NO	COUNTY	CHEM USED	STATUS	FLUOR START DATE	POP SERVED	NATURAL SYSTEMS NAT LEVEL	OPT LEVEL
BUENA VISTA	0108300	CHAFFEE	Acid	ADJ	03/90	2000		1.0
TOTAL POPULATION SERVED BY SOURCE WATER SYSTEM - - - - -						2000		
BUENA VISTA CORRECTIONAL FAC	0052811	CHAFFEE		NATL		1075	0.9	
TOTAL POPULATION SERVED BY SOURCE WATER SYSTEM - - - - -						1075		
BUFFALO CREEK PARK ASSN	0054569	JEFFERSON		NATL		350	2.1	
TOTAL POPULATION SERVED BY SOURCE WATER SYSTEM - - - - -						350		
BUFFALO MOUNTAIN METRO DIST	0050419	SUMMIT		NATL		1500	0.8	
TOTAL POPULATION SERVED BY SOURCE WATER SYSTEM - - - - -						1500		
BURLINGTON	0069765	KIT CARSON		NATL		3200	1.4	
TOTAL POPULATION SERVED BY SOURCE WATER SYSTEM - - - - -						3200		
BYERS W&S DIST	0054858	ARAPAHOE		NATL		1100	0.8	
TOTAL POPULATION SERVED BY SOURCE WATER SYSTEM - - - - -						1100		
CALHAN	0052084	EL PASO		NATL		780	1.3	
TOTAL POPULATION SERVED BY SOURCE WATER SYSTEM - - - - -						780		
CAMPO	0056051	BACA		NATL		175	1.2	
TOTAL POPULATION SERVED BY SOURCE WATER SYSTEM - - - - -						175		
CASCADE PUB SERV CO	0052019	EL PASO		NATL		250	2.9	
TOTAL POPULATION SERVED BY SOURCE WATER SYSTEM - - - - -						250		
CASTLE PINES METRO DIST	0187674	DOUGLAS		NATL		250	0.9	
TOTAL POPULATION SERVED BY SOURCE WATER SYSTEM - - - - -						250		
CENTENNIAL W&S DIST	0118015	DOUGLAS		NATL		19127	2.2	
TOTAL POPULATION SERVED BY SOURCE WATER SYSTEM - - - - -						19127		
CENTER	0050211	SAGUACHE	NaF	ADJ	01/81	1843		1.0
TOTAL POPULATION SERVED BY SOURCE WATER SYSTEM - - - - -						1843		

POPULATION SERVED FLUORIDATED DRINKING WATER BY SOURCE SYSTEM,
CONSECUTIVE SYSTEM, AND COUNTY WITHIN STATE (AS OF 12/31/92)

COLORADO

WATER SYSTEMS AND CONSECUTIVE SYSTEMS SERVED	EPA ID NO	COUNTY	CHEM USED	STATUS	FLUOR START DATE	POP SERVED	NATURAL SYSTEMS NAT LEVEL	OPT LEVEL
CHAMBERS ADDITION IMPROV	0162175	WELD			NATL	50	0.9	
TOTAL POPULATION SERVED BY SOURCE WATER SYSTEM - - - - -						50		
CHAPARRAL W&SD	0103015	ARAPAHOE			NATL	260	1.2	
TOTAL POPULATION SERVED BY SOURCE WATER SYSTEM - - - - -						260		
CHARLOU PARK MUT WC	0054759	ARAPAHOE			NATL	75	1.5	
TOTAL POPULATION SERVED BY SOURCE WATER SYSTEM - - - - -						75		
CHERAW	0056291	OTERO			NATL	200	1.7	
TOTAL POPULATION SERVED BY SOURCE WATER SYSTEM - - - - -						200		
CLIFTON WD	0051516	MESA	Acid	ADJ	04/80	17000		0.9
TOTAL POPULATION SERVED BY SOURCE WATER SYSTEM - - - - -						17000		
COLLRAN	0051524	MESA			NATL	625	1.3	
TOTAL POPULATION SERVED BY SOURCE WATER SYSTEM - - - - -						625		
COLORADO SPRINGS	0052258	EL PASO			NATL	320000	2.2	
FOUNTAIN VALLEY AUTH	0186064	EL PASO			CONS	4800		
TOTAL POPULATION SERVED BY SOURCE WATER SYSTEM - - - - -						324800		
CONESTOGA MHP	0110005	CLEAR CREEK			NATL	5	0.9	
TOTAL POPULATION SERVED BY SOURCE WATER SYSTEM - - - - -						5		
COTTONWOOD MHP	0054106	ADAMS			NATL	70	1.3	
TOTAL POPULATION SERVED BY SOURCE WATER SYSTEM - - - - -						70		
COTTONWOOD SPRINGS MHP	0123185	GARFIELD			NATL	400	1.2	
TOTAL POPULATION SERVED BY SOURCE WATER SYSTEM - - - - -						400		
COUNTRY GARDENS MHP	0054197	ARAPAHOE			NATL	120	2.6	
TOTAL POPULATION SERVED BY SOURCE WATER SYSTEM - - - - -						120		
CRAIG	0051490	MOFFAT	NaSiF6	ADJ	04/53	8000		1.0
TOTAL POPULATION SERVED BY SOURCE WATER SYSTEM - - - - -						8000		

POPULATION SERVED FLUORIDATED DRINKING WATER BY SOURCE SYSTEM,
CONSECUTIVE SYSTEM, AND COUNTY WITHIN STATE (AS OF 12/31/92)

COLORADO

WATER SYSTEMS AND CONSECUTIVE SYSTEMS SERVED	EPA ID NO	COUNTY	CHEM USED	STATUS	FLUOR START DATE	POP SERVED	NATURAL SYSTEMS NAT LEVEL	OPT LEVEL
CRESTVIEW W&S DIST	0053736	ADAMS		NATL		17000	0.6	
TOTAL POPULATION SERVED BY SOURCE WATER SYSTEM - - - - -						17000		
CRIPPLE CREEK	0052381	TELLER		NATL		750	2.2	
TOTAL POPULATION SERVED BY SOURCE WATER SYSTEM - - - - -						750		
CROWLEY	0186908	CROWLEY		NATL		209	1.3	
TOTAL POPULATION SERVED BY SOURCE WATER SYSTEM - - - - -						209		
CROWLEY COUNTY WA	0055913	CROWLEY		NATL		1710	1.1	
TOTAL POPULATION SERVED BY SOURCE WATER SYSTEM - - - - -						1710		
DEER TRAIL	0054541	ARAPAHOE		NATL		555	0.7	
TOTAL POPULATION SERVED BY SOURCE WATER SYSTEM - - - - -						555		
DEL NORTE	0050138	RIO GRANDE	NaF	ADJ	09/82	1700		1.1
TOTAL POPULATION SERVED BY SOURCE WATER SYSTEM - - - - -						1700		
DENVER	0054940	DENVER	NaSiF6	ADJ	05/54	737404		0.9
ALAMEDA W&S DIST	0130116	DENVER		CONS		1		
AMES STREET WA	0000000	ADAMS		CONS		45		
BANCROFT-CLOVER W&S DIST	0130133	DENVER		CONS		1		
BEAR CREEK W&S DIST	0130138	JEFFERSON		CONS		1		
BENNETT BEAR CK FARM WSD	0130139	ARAPAHOE		CONS		1		
BERKELEY W&S DIST	0116140	ADAMS		CONS		1		
BONVUE W&S DIST	0130152	JEFFERSON		CONS		1		
BOW MAR W&S DIST	0103153	ARAPAHOE		CONS		1		
BROOKRIDGE HEIGHTS WD	0103155	ARAPAHOE		CONS		1		
CANITOE W&S DIST	0000000	ARAPAHOE		CONS		35		
CASTLEWOOD WD	0103166	ARAPAHOE		CONS		1		
CEDAR CREST WD	0000000	JEFFERSON		CONS		570		
CHERRY CREEK VALLEY WD	0116175	ARAPAHOE		CONS		1		
CHERRY CREEK VIL WD	0103176	ARAPAHOE		CONS		1		
CHERRY HILL HGTS WD	0103178	ARAPAHOE		CONS		1		
CHERRY HILLS NW&S DIST	0116179	ARAPAHOE		CONS		1		
CHERRY HILLS PARK WC	0000000	ARAPAHOE		CONS		59		
CHERRYMOOR SOUTH WD	0116181	DENVER		CONS		1		
CHERRYRIDGE W&S DIST	0103182	ARAPAHOE		CONS		1		
CHERRYVILLE HEIGHTS WD	0000000	ARAPAHOE		CONS		329		
COLUMBINE W&SD	0103185	JEFFERSON		CONS		1		
CONSOLIDATED MUT WC	0054668	DENVER		CONS		13350		
EAST CHERRY HILLS WUA	0103234	ARAPAHOE		CONS		1		
EAST WARREN WA	0116235	ARAPAHOE		CONS		1		

POPULATION SERVED FLUORIDATED DRINKING WATER BY SOURCE SYSTEM,
CONSECUTIVE SYSTEM, AND COUNTY WITHIN STATE (AS OF 12/31/92)

COLORADO

WATER SYSTEMS AND CONSECUTIVE SYSTEMS SERVED	EPA ID NO	COUNTY	CHEM USED	STATUS	FLUOR START DATE	POP SERVED	NATURAL SYSTEMS NAT LEVEL	OPT LEVEL
EAST WHEATRIDGE ASSN	0116236	JEFFERSON		CONS		1		
EDGEWATER	0130237	DENVER		CONS		1		
FEHLMANN SUB WA	0000000	JEFFERSON		CONS		52		
GREEN MTN PK W&S DIST	0130321	JEFFERSON		CONS		1		
GREENWOOD HILLS MUT WC	0130322	ARAPAHOE		CONS		1		
HAVANA W&S DIST	0116333	ARAPAHOE		CONS		1		
HIGH VIEW WD	0130344	JEFFERSON		CONS		1		
HIGHLINE PARK, INC	0116343	ARAPAHOE		CONS		1		
HILLCREST W&S DIST	0103345	ARAPAHOE		CONS		1		
HOLLY HILLS W&SD	0116352	ARAPAHOE		CONS		1		
KELTON HGTS WD	0000000	JEFFERSON		CONS		784		
LAKEHURST W&S DIST	0130466	JEFFERSON		CONS		1		
LAKEWOOD	0130467	JEFFERSON		CONS		1		
LITTLETON	0103476	ARAPAHOE		CONS		1		
LOCHMOOR W&S DIST	0116485	JEFFERSON		CONS		1		
LORETTO HGTS RE SUB WA	0103486	JEFFERSON		CONS		1		
MANSFIELD HGTS W&S DIST	0103500	ARAPAHOE		CONS		1		
MARY LOU WD	0116501	ADAMS		CONS		1		
MEADE LANE WD	0000000	ARAPAHOE		CONS		44		
MEADOWBROOK WD	0103505	ARAPAHOE		CONS		1		
MILLER HGTS WD	0130510	JEFFERSON		CONS		1		
MOUNTAIN VIEW	0130518	JEFFERSON		CONS		1		
N.WASHINGTON ST WSD	0000000	ADAMS		CONS		19415		
NORTH LINCOLN W&S DIST	0116557	ADAMS		CONS		472		
NORTH PECOS W&S DIST	0116553	ADAMS		CONS		1		
NORTHRIDGE MET DIST	0116554	ADAMS		CONS		1		
NORTHSIDE W&S DIST	0000000	JEFFERSON		CONS		3689		
PLATTE CANYON W&S DIST	0103614	JEFFERSON		CONS		1		
ROXY STONE	0000000	ARAPAHOE		CONS		17		
S SHERIDAN W&S DIST	0130718	ARAPAHOE		CONS		1		
S.UNIVERSITY PL WA	0103719	ARAPAHOE		CONS		1		
SHERIDAN	0103709	JEFFERSON		CONS		1		
SOUTH CLARKSON W&S DIST	0000000	ARAPAHOE		CONS		136		
SOUTHEAST ENGLEWOOD WD	0103720	ARAPAHOE		CONS		1		
SOUTHGATE WD	0103721	ARAPAHOE		CONS		1		
SOUTHWEST MET W&S DIST	0103723	ARAPAHOE		CONS		1		
STEBBINS SUBD WC	0000000	ADAMS		CONS		136		
VALLEY WD	0130800	ADAMS		CONS		1		
VILLAGE HTS ADD WD	0103810	ARAPAHOE		CONS		1		
WELLMAN'S SUBD	0000000	ADAMS		CONS		112		
WESTLAND WD	0130838	ADAMS		CONS		1		
WHEAT RIDGE WD	0130842	JEFFERSON		CONS		1		
WILLOWBROOK W&S DIST	0130843	DENVER		CONS		1		

TOTAL POPULATION SERVED BY SOURCE WATER SYSTEM - - - - - 776700

DILLON	0050336	SUMMIT	NaF	ADJ	12/82	600	1.2
--------	---------	--------	-----	-----	-------	-----	-----

TOTAL POPULATION SERVED BY SOURCE WATER SYSTEM - - - - - 600

POPULATION SERVED FLUORIDATED DRINKING WATER BY SOURCE SYSTEM,
CONSECUTIVE SYSTEM, AND COUNTY WITHIN STATE (AS OF 12/31/92)

COLORADO

WATER SYSTEMS AND CONSECUTIVE SYSTEMS SERVED	EPA ID NO	COUNTY	CHEM USED	STATUS	FLUOR START DATE	POP SERVED	NATURAL SYSTEMS NAT LEVEL	OPT LEVEL
DONALA W&SD	0052043	EL PASO		NATL		1600	1.0	
TOTAL POPULATION SERVED BY SOURCE WATER SYSTEM - - - - -						1600		
DURANGO	0049809	LA PLATA	NaSiF6	ADJ	05/57	12000		1.0
TOTAL POPULATION SERVED BY SOURCE WATER SYSTEM - - - - -						12000		
EADS	0056101	KIOWA		NATL		900	1.2	
TOTAL POPULATION SERVED BY SOURCE WATER SYSTEM - - - - -						900		
EAGLE	0050666	EAGLE	NaF	ADJ	12/80	1300		1.0
TOTAL POPULATION SERVED BY SOURCE WATER SYSTEM - - - - -						1300		
EAST ALAMOSA W&S DIST	0074419	ALAMOSA		NATL		1600	1.2	
TOTAL POPULATION SERVED BY SOURCE WATER SYSTEM - - - - -						1600		
EAST CHERRY CREEK VALLEY WD	0199661	ARAPAHOE		NATL		11500	1.1	
TOTAL POPULATION SERVED BY SOURCE WATER SYSTEM - - - - -						11500		
EAST DILLION WATER DIST	0159045	SUMMIT	NaF	ADJ	04/87	2501		1.2
TOTAL POPULATION SERVED BY SOURCE WATER SYSTEM - - - - -						2501		
EAST END WATER CO	0056416	OTERO		NATL		0	2.0	
TOTAL POPULATION SERVED BY SOURCE WATER SYSTEM - - - - -						0		
EAST VALLEY W&S DIST	0054882	ARAPAHOE		NATL		175	1.3	
TOTAL POPULATION SERVED BY SOURCE WATER SYSTEM - - - - -						175		
EASTLAKE WD	0053769	ADAMS		NATL		116	1.9	
TOTAL POPULATION SERVED BY SOURCE WATER SYSTEM - - - - -						116		
EASTWOOD ESTATES WD	0054114	ADAMS		NATL		30	3.5	
TOTAL POPULATION SERVED BY SOURCE WATER SYSTEM - - - - -						30		
ECKLEY	0070730	YUMA		NATL		210	1.1	
TOTAL POPULATION SERVED BY SOURCE WATER SYSTEM - - - - -						210		
ENGLEWOOD	0054833	ARAPAHOE		NATL		31500	0.9	
TOTAL POPULATION SERVED BY SOURCE WATER SYSTEM - - - - -						31500		

POPULATION SERVED FLUORIDATED DRINKING WATER BY SOURCE SYSTEM,
CONSECUTIVE SYSTEM, AND COUNTY WITHIN STATE (AS OF 12/31/92)

COLORADO

WATER SYSTEMS AND CONSECUTIVE SYSTEMS SERVED	EPA ID NO	COUNTY	CHEM USED	STATUS	FLUOR START DATE	POP SERVED	NATURAL SYSTEMS NAT LEVEL	OPT LEVEL
EUREKA WATER CO	0056325	OTERO			NATL	430	1.3	
TOTAL POPULATION SERVED BY SOURCE WATER SYSTEM - - - - -						430		
EVERGREEN METRO DIST	0054650	JEFFERSON	NaF	ADJ	10/76	7000	1.0	
TOTAL POPULATION SERVED BY SOURCE WATER SYSTEM - - - - -						7000		
FAYETTE WATER CO	0056440	OTERO			NATL	50	1.2	
TOTAL POPULATION SERVED BY SOURCE WATER SYSTEM - - - - -						50		
FEDERAL HEIGHTS WD	0054890	ADAMS			NATL	9000	1.2	
TOTAL POPULATION SERVED BY SOURCE WATER SYSTEM - - - - -						9000		
FESSLERS MHP	0031377	CHAFFEE			NATL	130	0.7	
TOTAL POPULATION SERVED BY SOURCE WATER SYSTEM - - - - -						130		
FLEMING	0070540	LOGAN			NATL	360	0.7	
TOTAL POPULATION SERVED BY SOURCE WATER SYSTEM - - - - -						360		
FLORISSANT ESTATES WTR SERV	0192294	TELLER			NATL	150	1.9	
TOTAL POPULATION SERVED BY SOURCE WATER SYSTEM - - - - -						150		
FOREST VIEW ACRES WD	0070615	EL PASO			NATL	425	1.4	
TOTAL POPULATION SERVED BY SOURCE WATER SYSTEM - - - - -						425		
FORT MORGAN	0070714	MORGAN			NATL	9000	0.6	
TOTAL POPULATION SERVED BY SOURCE WATER SYSTEM - - - - -						9000		
FOUNTAIN	0052241	EL PASO			NATL	9160	1.8	
TOTAL POPULATION SERVED BY SOURCE WATER SYSTEM - - - - -						9160		
FOWLER	0056283	OTERO			NATL	1212	1.6	
TOTAL POPULATION SERVED BY SOURCE WATER SYSTEM - - - - -						1212		
FOXHILLS HOMEOWNER'S ASSN	0187807	WELD			NATL	50	1.4	
TOTAL POPULATION SERVED BY SOURCE WATER SYSTEM - - - - -						50		

POPULATION SERVED FLUORIDATED DRINKING WATER BY SOURCE SYSTEM,
CONSECUTIVE SYSTEM, AND COUNTY WITHIN STATE (AS OF 12/31/92)

COLORADO

WATER SYSTEMS AND CONSECUTIVE SYSTEMS SERVED	EPA ID NO	COUNTY	CHEM USED	STATUS	FLUOR START DATE	POP SERVED	NATURAL SYSTEMS NAT LEVEL	OPT LEVEL
FOX RIDGE FARM MHP	0054817	ARAPAHOE		NATL		1500	5.5	
TOTAL POPULATION SERVED BY SOURCE WATER SYSTEM - - - - -						1500		
FREDERICK	0055475	WELD		NATL		1550	0.7	
TOTAL POPULATION SERVED BY SOURCE WATER SYSTEM - - - - -						1550		
FT COLLINS	0055236	LARIMER	NaSiF6	ADJ	12/67	73000		0.9
TOTAL POPULATION SERVED BY SOURCE WATER SYSTEM - - - - -						73000		
FT COLLINS-LOVELAND WD	0073619	LARIMER	NaSiF6	ADJ	00/00	11500		0.9
EAST LARIMER CO WD	0073593	LARIMER		CONS		5000		
NORTH WELD COUNTY WD	0055616	WELD		CONS		3240		
TOTAL POPULATION SERVED BY SOURCE WATER SYSTEM - - - - -						19740		
FT LUPTON	0055467	WELD		NATL		5150	1.6	
TOTAL POPULATION SERVED BY SOURCE WATER SYSTEM - - - - -						5150		
GALAMB MHP	0161125	ADAMS		NATL		150	3.0	
TOTAL POPULATION SERVED BY SOURCE WATER SYSTEM - - - - -						150		
GALETON WTR CO	0055483	WELD		NATL		27	0.7	
TOTAL POPULATION SERVED BY SOURCE WATER SYSTEM - - - - -						27		
GARCIA DOMESTIC WUA	0049585			NATL		40	0.6	
TOTAL POPULATION SERVED BY SOURCE WATER SYSTEM - - - - -						40		
GARDEN VALLEY W&S DIST	0052209	EL PASO		NATL		600	2.8	
TOTAL POPULATION SERVED BY SOURCE WATER SYSTEM - - - - -						600		
GARDNER W&SD	0053017	HUERFANO		NATL		250	0.6	
TOTAL POPULATION SERVED BY SOURCE WATER SYSTEM - - - - -						250		
GATEWAY CAMPGROUND	0187815	WELD		NATL		80	0.9	
TOTAL POPULATION SERVED BY SOURCE WATER SYSTEM - - - - -						80		
GILCREST	0055491	WELD		NATL		1150	1.0	
TOTAL POPULATION SERVED BY SOURCE WATER SYSTEM - - - - -						1150		

POPULATION SERVED FLUORIDATED DRINKING WATER BY SOURCE SYSTEM,
CONSECUTIVE SYSTEM, AND COUNTY WITHIN STATE (AS OF 12/31/92)

COLORADO

WATER SYSTEMS AND CONSECUTIVE SYSTEMS SERVED	EPA ID NO	COUNTY	CHEM USED	STATUS	FLUOR START DATE	POP SERVED	NATURAL SYSTEMS NAT LEVEL	OPT LEVEL
GLENWOOD SPRINGS	0123314	GARFIELD	NaSiF6	ADJ	05/86	6200		1.0
WEST GLENWOOD WD	0123839	GARFIELD		CONS		1350		
TOTAL POPULATION SERVED BY SOURCE WATER SYSTEM - - - - -						7550		
GOLDEN	0054643	JEFFERSON		NATL		13000	0.7	
TOTAL POPULATION SERVED BY SOURCE WATER SYSTEM - - - - -						13000		
GRACE MAR WJA	0053447	BOULDER		NATL		50	1.5	
TOTAL POPULATION SERVED BY SOURCE WATER SYSTEM - - - - -						50		
GRANADA	0056010	PROWERS		NATL		450	1.2	
TOTAL POPULATION SERVED BY SOURCE WATER SYSTEM - - - - -						450		
GRANADA WATER ASSN	0056028	PROWERS		NATL		350	1.3	
TOTAL POPULATION SERVED BY SOURCE WATER SYSTEM - - - - -						350		
GRANBY	0051623	GRAND	NaF	ADJ	09/82	1400		1.2
TOTAL POPULATION SERVED BY SOURCE WATER SYSTEM - - - - -						1400		
GRAND JUNCTION	0051581	MESA	NaSiF6	ADJ	07/51	30000		0.9
TOTAL POPULATION SERVED BY SOURCE WATER SYSTEM - - - - -						30000		
GRANDVIEW MHP	0199175	EL PASO		NATL		120	0.7	
TOTAL POPULATION SERVED BY SOURCE WATER SYSTEM - - - - -						120		
GRANDVIEW MOTEL & MHP	0041269	LA PLATA		NATL		30	0.6	
TOTAL POPULATION SERVED BY SOURCE WATER SYSTEM - - - - -						30		
GRANDVIEW WA	0052035	EL PASO		NATL		70	2.6	
TOTAL POPULATION SERVED BY SOURCE WATER SYSTEM - - - - -						70		
GREELEY	0055509	WELD	NaSiF6	ADJ	12/54	65000		0.9
EATON	0162233	WELD		CONS		2300		
MEADE, TOWN OF	0162500	WELD		CONS		900		
WINDSOR	0055715	WELD		CONS		4523		
TOTAL POPULATION SERVED BY SOURCE WATER SYSTEM - - - - -						72723		
GREEN ACRES MHP-AURORA	0053959	ADAMS		NATL		300	1.4	
TOTAL POPULATION SERVED BY SOURCE WATER SYSTEM - - - - -						300		

POPULATION SERVED FLUORIDATED DRINKING WATER BY SOURCE SYSTEM,
CONSECUTIVE SYSTEM, AND COUNTY WITHIN STATE (AS OF 12/31/92)

COLORADO

WATER SYSTEMS AND CONSECUTIVE SYSTEMS SERVED	EPA ID NO	COUNTY	CHEM USED	STATUS	FLUOR START DATE	POP SERVED	NATURAL SYSTEMS NAT LEVEL	OPT LEVEL
GREEN MOUNTAIN FALLS	0071068	EL PASO			NATL	1700	0.4	
TOTAL POPULATION SERVED BY SOURCE WATER SYSTEM - - - - -						1700		
HANCOCK WATER CO	0056218	OTERO			NATL	100	1.4	
TOTAL POPULATION SERVED BY SOURCE WATER SYSTEM - - - - -						100		
HARTMAN	0055962	PROWERS			NATL	129	1.9	
TOTAL POPULATION SERVED BY SOURCE WATER SYSTEM - - - - -						129		
HASTY WATER CO	0070508	BENT			NATL	250	2.3	
TOTAL POPULATION SERVED BY SOURCE WATER SYSTEM - - - - -						250		
HASWELL	0056119	KIOWA			NATL	175	2.5	
TOTAL POPULATION SERVED BY SOURCE WATER SYSTEM - - - - -						175		
HAXTUN	0069948	PHILLIPS			NATL	936	0.6	
TOTAL POPULATION SERVED BY SOURCE WATER SYSTEM - - - - -						936		
HAYDEN	0051250	ROUTT	NaSiF6	ADJ	01/60	1700		1.0
TOTAL POPULATION SERVED BY SOURCE WATER SYSTEM - - - - -						1700		
HAZELTINE HTS W&S DIST	0053884	ADAMS			NATL	235	2.6	
TOTAL POPULATION SERVED BY SOURCE WATER SYSTEM - - - - -						235		
HI-LAND ACRES W&S DIST	0158915	ADAMS			NATL	300	1.7	
TOTAL POPULATION SERVED BY SOURCE WATER SYSTEM - - - - -						300		
HIGH PLAINS WTR USERS ASSN	0053777	ADAMS			NATL	320	1.6	
TOTAL POPULATION SERVED BY SOURCE WATER SYSTEM - - - - -						320		
HIGH VALLEY ESTATES MHP	0191874	ALAMOSA			NATL	75	0.7	
TOTAL POPULATION SERVED BY SOURCE WATER SYSTEM - - - - -						75		
HIGHLAND LAKES WD	0052332	TELLER			NATL	345	1.7	
TOTAL POPULATION SERVED BY SOURCE WATER SYSTEM - - - - -						345		

POPULATION SERVED FLUORIDATED DRINKING WATER BY SOURCE SYSTEM,
CONSECUTIVE SYSTEM, AND COUNTY WITHIN STATE (AS OF 12/31/92)

COLORADO

WATER SYSTEMS AND CONSECUTIVE SYSTEMS SERVED	EPA ID NO	COUNTY	CHEM USED	STATUS	FLUOR START DATE	POP SERVED	NATURAL SYSTEMS NAT LEVEL	OPT LEVEL
HILLCREST VILLAGE MHP	0054189	ADAMS		NATL		1300	0.8	
TOTAL POPULATION SERVED BY SOURCE WATER SYSTEM - - - - -						1300		
HILLTOP WATER CO	0056275	OTERO		NATL		450	1.6	
TOTAL POPULATION SERVED BY SOURCE WATER SYSTEM - - - - -						450		
HOLBROOK CENTER WA	0056374	OTERO		NATL		32	1.6	
TOTAL POPULATION SERVED BY SOURCE WATER SYSTEM - - - - -						32		
HOLLY	0056002	PROWERS		NATL		1050	0.8	
TOTAL POPULATION SERVED BY SOURCE WATER SYSTEM - - - - -						1050		
HOLLY MUTUAL WC	0054767	ARAPAHOE		NATL		175	1.1	
TOTAL POPULATION SERVED BY SOURCE WATER SYSTEM - - - - -						175		
HOLYOKE	0069955	PHILLIPS		NATL		2000	0.7	
TOTAL POPULATION SERVED BY SOURCE WATER SYSTEM - - - - -						2000		
HOMESTEAD SUBD	0183756	MORGAN		NATL		40	1.2	
TOTAL POPULATION SERVED BY SOURCE WATER SYSTEM - - - - -						40		
HOMESTEAD WTR SYS	0075267	JEFFERSON		NATL		320	2.5	
TOTAL POPULATION SERVED BY SOURCE WATER SYSTEM - - - - -						320		
HOOVER HILLS W&SD	0107352	BOULDER		NATL		25	1.0	
TOTAL POPULATION SERVED BY SOURCE WATER SYSTEM - - - - -						25		
HOTCHKISS	0049635	DELTA	NaF	ADJ	06/84	1200		1.0
ROGERS MESA DOMESTIC WATER	0115685			CONS		840		
TOTAL POPULATION SERVED BY SOURCE WATER SYSTEM - - - - -						2040		
HUAJATOLLA WD	0128561	HUERFANO		NATL		55	0.6	
TOTAL POPULATION SERVED BY SOURCE WATER SYSTEM - - - - -						55		
HUDSON	0055525	WELD		NATL		805	0.9	
TOTAL POPULATION SERVED BY SOURCE WATER SYSTEM - - - - -						805		

POPULATION SERVED FLUORIDATED DRINKING WATER BY SOURCE SYSTEM,
CONSECUTIVE SYSTEM, AND COUNTY WITHIN STATE (AS OF 12/31/92)

COLORADO

WATER SYSTEMS AND CONSECUTIVE SYSTEMS SERVED	EPA ID NO	COUNTY	CHEM USED	STATUS	FLUOR START DATE	POP SERVED	NATURAL NAT LEVEL	SYSTEMS OPT LEVEL
HUGO	0055806	LINCOLN		NATL		780	0.9	
TOTAL POPULATION SERVED BY SOURCE WATER SYSTEM - - - - -						780		
HUNNICUTT WATER SUPPLY	0056168	OTERO		NATL		55	1.9	
TOTAL POPULATION SERVED BY SOURCE WATER SYSTEM - - - - -						55		
IDLEDALE	0054627	JEFFERSON		NATL		350	1.1	
TOTAL POPULATION SERVED BY SOURCE WATER SYSTEM - - - - -						350		
INSPIRATION VALLEY MHP	0054460	JEFFERSON		NATL		325	1.4	
TOTAL POPULATION SERVED BY SOURCE WATER SYSTEM - - - - -						325		
IRONDALE MHP	0140947	ADAMS		NATL		100	1.1	
TOTAL POPULATION SERVED BY SOURCE WATER SYSTEM - - - - -						100		
JOHNSONS VILLAGE MHP	0031542	CHAFFEE		NATL		24	0.8	
TOTAL POPULATION SERVED BY SOURCE WATER SYSTEM - - - - -						24		
JOHNSTOWN	0055533	WELD	NaSiF6	ADJ	09/82	1600		0.9
TOTAL POPULATION SERVED BY SOURCE WATER SYSTEM - - - - -						1600		
JOSEPH WATER CORP	0070607	PUEBLO		NATL		300	1.3	
TOTAL POPULATION SERVED BY SOURCE WATER SYSTEM - - - - -						300		
KEENSBURG	0055541	WELD		NATL		600	3.5	
TOTAL POPULATION SERVED BY SOURCE WATER SYSTEM - - - - -						600		
KEETON-PORTER WATER SYSTEM	0121415	EL PASO		NATL		26	2.1	
TOTAL POPULATION SERVED BY SOURCE WATER SYSTEM - - - - -						26		
KING'S TRAILER CT	0187617	LOGAN		NATL		28	2.3	
TOTAL POPULATION SERVED BY SOURCE WATER SYSTEM - - - - -						28		
KIT CARSON	0069526	CHEYENNE		NATL		264	1.0	
TOTAL POPULATION SERVED BY SOURCE WATER SYSTEM - - - - -						264		
KREMMLING	0051656	GRAND	NaF	ADJ	09/82	1200		1.1
TOTAL POPULATION SERVED BY SOURCE WATER SYSTEM - - - - -						1200		

POPULATION SERVED FLUORIDATED DRINKING WATER BY SOURCE SYSTEM,
CONSECUTIVE SYSTEM, AND COUNTY WITHIN STATE (AS OF 12/31/92)

COLORADO

WATER SYSTEMS AND CONSECUTIVE SYSTEMS SERVED	EPA ID NO	COUNTY	CHEM USED	STATUS	FLUOR START DATE	POP SERVED	NATURAL SYSTEMS NAT LEVEL	OPT LEVEL
LA JUNTA	0056333	OTERO			NATL	8500	1.3	
TOTAL POPULATION SERVED BY SOURCE WATER SYSTEM - - - - -						8500		
LA PLATA VISTA HOMEOWNERS ASSN	0134540	LA PLATA			NATL	25	0.9	
TOTAL POPULATION SERVED BY SOURCE WATER SYSTEM - - - - -						25		
LA SALLE	0055566	WELD			NATL	1932	1.2	
TOTAL POPULATION SERVED BY SOURCE WATER SYSTEM - - - - -						1932		
LAFAYETTE	0053488	BOULDER	NaSiF6	ADJ	08/52	13600		1.0
TOTAL POPULATION SERVED BY SOURCE WATER SYSTEM - - - - -						13600		
LAKE FOREST MUTUAL WC	0184861	GRAND			NATL	25	11.2	
TOTAL POPULATION SERVED BY SOURCE WATER SYSTEM - - - - -						25		
LAKE FORK TR CT	0052951	LAKE			NATL	150	0.1	
TOTAL POPULATION SERVED BY SOURCE WATER SYSTEM - - - - -						150		
LAMAR	0055996	PROWERS	NaF	ADJ	06/84	8500		0.9
TOTAL POPULATION SERVED BY SOURCE WATER SYSTEM - - - - -						8500		
LAS ANIMAS	0069443	BENT			NATL	2668	2.0	
TOTAL POPULATION SERVED BY SOURCE WATER SYSTEM - - - - -						2668		
LAZEAR WC	0070748	DELTA			NATL	190	0.6	
TOTAL POPULATION SERVED BY SOURCE WATER SYSTEM - - - - -						190		
LAZY DAYS MHV	0079871	EL PASO			NATL	70	0.6	
TOTAL POPULATION SERVED BY SOURCE WATER SYSTEM - - - - -						70		
LEFTHAND W & S DIST	0072603	BOULDER			NATL	240	0.9	
TOTAL POPULATION SERVED BY SOURCE WATER SYSTEM - - - - -						240		
LIMON	0055780	LINCOLN			NATL	1703	0.8	
TOTAL POPULATION SERVED BY SOURCE WATER SYSTEM - - - - -						1703		

POPULATION SERVED FLUORIDATED DRINKING WATER BY SOURCE SYSTEM,
CONSECUTIVE SYSTEM, AND COUNTY WITHIN STATE (AS OF 12/31/92)

COLORADO

WATER SYSTEMS AND CONSECUTIVE SYSTEMS SERVED	EPA ID NO	COUNTY	CHEM USED	STATUS	FLUOR START DATE	POP SERVED	NATURAL SYSTEMS NAT LEVEL	OPT LEVEL
LITTLE GEM MHP	0068023	TELLER		NATL		26	0.7	
TOTAL POPULATION SERVED BY SOURCE WATER SYSTEM - - - - -						26		
LITTLE THOMPSON / CENTRAL WELD	0055244	LARIMER	NaSiF6	ADJ	04/81	20000		0.9
CENTRAL WELD CO WD	0055392	WELD		CONS		3000		
NORTH CARTER LAKE W & SD	0070391	LARIMER		CONS		125		
TOTAL POPULATION SERVED BY SOURCE WATER SYSTEM - - - - -						23125		
LOCHBUIE-BEEBEE DRAW W&SD	0055574	WELD		NATL		1000	1.7	
TOTAL POPULATION SERVED BY SOURCE WATER SYSTEM - - - - -						1000		
LOG LANE VILLAGE	0070698	MORGAN		NATL		736	0.9	
TOTAL POPULATION SERVED BY SOURCE WATER SYSTEM - - - - -						736		
LONGMONT	0053520	BOULDER	NaSiF6	ADJ	09/58	53000		0.9
TOTAL POPULATION SERVED BY SOURCE WATER SYSTEM - - - - -						53000		
LONGS PEAK WD	0053538	BOULDER	NaF	ADJ	07/84	2700		0.9
TOTAL POPULATION SERVED BY SOURCE WATER SYSTEM - - - - -						2700		
LOUISVILLE	0053546	BOULDER	NaF	ADJ	09/82	9600		0.9
TOTAL POPULATION SERVED BY SOURCE WATER SYSTEM - - - - -						9600		
LOUVIERS MUT SVC CO	0055095	DOUGLAS		NATL		300	1.5	
TOTAL POPULATION SERVED BY SOURCE WATER SYSTEM - - - - -						300		
LOVELAND	0055251	LARIMER	NaSiF6	ADJ	07/54	38000		0.9
TOTAL POPULATION SERVED BY SOURCE WATER SYSTEM - - - - -						38000		
MANITOU SPRINGS	0052191	EL PASO		NATL		5000	2.7	
TOTAL POPULATION SERVED BY SOURCE WATER SYSTEM - - - - -						5000		
MANZANOLA	0056267	OTERO		NATL		453	1.6	
TOTAL POPULATION SERVED BY SOURCE WATER SYSTEM - - - - -						453		
MAPLE GROVE WD	0053561	BOULDER		NATL		50	0.7	
TOTAL POPULATION SERVED BY SOURCE WATER SYSTEM - - - - -						50		

POPULATION SERVED FLUORIDATED DRINKING WATER BY SOURCE SYSTEM,
CONSECUTIVE SYSTEM, AND COUNTY WITHIN STATE (AS OF 12/31/92)

COLORADO

WATER SYSTEMS AND CONSECUTIVE SYSTEMS SERVED	EPA ID NO	COUNTY	CHEM USED	STATUS	FLUOR START DATE	POP SERVED	NATURAL SYSTEMS NAT LEVEL	OPT LEVEL
MASONS TRLR PARK	0054353	JEFFERSON		NATL		50	3.6	
TOTAL POPULATION SERVED BY SOURCE WATER SYSTEM - - - - -						50		
MAY VALLEY WATER ASSN	0055988	PROWERS		NATL		1500	1.6	
TOTAL POPULATION SERVED BY SOURCE WATER SYSTEM - - - - -						1500		
MCCLAVE WATER ASSN	0070524	BENT		NATL		240	2.7	
TOTAL POPULATION SERVED BY SOURCE WATER SYSTEM - - - - -						240		
MERINO	0705656	LOGAN		NATL		234	0.9	
TOTAL POPULATION SERVED BY SOURCE WATER SYSTEM - - - - -						234		
MILLARDS MHP	0068916	MONTROSE		NATL		59	0.6	
TOTAL POPULATION SERVED BY SOURCE WATER SYSTEM - - - - -						59		
MINTURN	0050690	EAGLE	NaF	ADJ	04/81	1700		1.2
TOTAL POPULATION SERVED BY SOURCE WATER SYSTEM - - - - -						1700		
MODEL WTR USERS ASSN	0052720	LAS ANIMAS		NATL		50	3.6	
TOTAL POPULATION SERVED BY SOURCE WATER SYSTEM - - - - -						50		
MONUMENT	0052183	EL PASO		NATL		1026	0.6	
TOTAL POPULATION SERVED BY SOURCE WATER SYSTEM - - - - -						1026		
MOORE'S MHP	0083626	BENT		NATL		0	2.1	
TOTAL POPULATION SERVED BY SOURCE WATER SYSTEM - - - - -						0		
MOUNTAIN MUTUAL WTR ASSN	0192260	TELLER		NATL		100	2.7	
TOTAL POPULATION SERVED BY SOURCE WATER SYSTEM - - - - -						100		
MOUNTAIN VIEW WUA	0053785	ADAMS		NATL		350	1.5	
TOTAL POPULATION SERVED BY SOURCE WATER SYSTEM - - - - -						350		
MOUNTAIN W&SD	0054437	JEFFERSON		NATL		600	0.9	
TOTAL POPULATION SERVED BY SOURCE WATER SYSTEM - - - - -						600		
MT WERNER W&SD	0051268	ROUTT	NaSiF6	ADJ	03/81	2000		1.0

POPULATION SERVED FLUORIDATED DRINKING WATER BY SOURCE SYSTEM,
CONSECUTIVE SYSTEM, AND COUNTY WITHIN STATE (AS OF 12/31/92)

COLORADO

WATER SYSTEMS AND CONSECUTIVE SYSTEMS SERVED	EPA ID NO	COUNTY	CHEM USED	STATUS	FLUOR START DATE	POP SERVED	NATURAL SYSTEMS NAT LEVEL	OPT LEVEL
STEAMBOAT SPRINGS	0051367	ROUTT		CONS		4600		
TOTAL POPULATION SERVED BY SOURCE WATER SYSTEM - - - - -						6600		
MTN FUELS SUPPLY-POWDER WASH	0056986	MOFFAT		NATL		75	1.6	
TOTAL POPULATION SERVED BY SOURCE WATER SYSTEM - - - - -						75		
MTN MEADOWS MHP & CAMPGROUND	0183806	TELLER		NATL		35	1.0	
TOTAL POPULATION SERVED BY SOURCE WATER SYSTEM - - - - -						35		
MTN VIEW VILL MHP	0054387	LAKE		NATL		150	2.4	
TOTAL POPULATION SERVED BY SOURCE WATER SYSTEM - - - - -						150		
NARROW GAUGE MHP	0134630	LA PLATA		NATL		100	4.0	
TOTAL POPULATION SERVED BY SOURCE WATER SYSTEM - - - - -						100		
NATURITA	0143533	MONTROSE	NaF	ADJ	07/89	700		1.0
TOTAL POPULATION SERVED BY SOURCE WATER SYSTEM - - - - -						700		
NAVAJO WESTERN WD	0171462	HUERFANO		NATL		200	0.6	
TOTAL POPULATION SERVED BY SOURCE WATER SYSTEM - - - - -						200		
NEWDALE-GRAND VALLEY WC	0056259	OTERO		NATL		625	1.3	
TOTAL POPULATION SERVED BY SOURCE WATER SYSTEM - - - - -						625		
NORAD VIEW TRLR PK	0079863	EL PASO		NATL		25	2.4	
TOTAL POPULATION SERVED BY SOURCE WATER SYSTEM - - - - -						25		
NORTH GLENN	0184044	ADAMS		NATL		31100	0.6	
TOTAL POPULATION SERVED BY SOURCE WATER SYSTEM - - - - -						31100		
NORTH HURON WD	0055608	WELD		NATL		80	3.4	
TOTAL POPULATION SERVED BY SOURCE WATER SYSTEM - - - - -						80		
NORTH WASHINGTON WUA	0053793	ADAMS		NATL		130	1.9	
TOTAL POPULATION SERVED BY SOURCE WATER SYSTEM - - - - -						130		
NORWOOD	0157500	SAN MIGUEL	NaF	ADJ	00/86	1200		1.0
TOTAL POPULATION SERVED BY SOURCE WATER SYSTEM - - - - -						1200		

POPULATION SERVED FLUORIDATED DRINKING WATER BY SOURCE SYSTEM,
CONSECUTIVE SYSTEM, AND COUNTY WITHIN STATE (AS OF 12/31/92)

COLORADO

WATER SYSTEMS AND CONSECUTIVE SYSTEMS SERVED	EPA ID NO	COUNTY	CHEM USED	STATUS	FLUOR START DATE	POP SERVED	NATURAL SYSTEMS NAT LEVEL	OPT LEVEL
NUCLA	0143559	MONTROSE	NaF	ADJ	05/89	440		1.0
TOTAL POPULATION SERVED BY SOURCE WATER SYSTEM - - - - -						440		
NUNN	0055624	WELD		NATL		310	0.7	
TOTAL POPULATION SERVED BY SOURCE WATER SYSTEM - - - - -						310		
O'NEAL WATER SUPPLY	0151400			NATL		600	1.0	
TOTAL POPULATION SERVED BY SOURCE WATER SYSTEM - - - - -						600		
OAK CREEK	0051276	ROUTT	NaF	ADJ	07/85	700		1.2
TOTAL POPULATION SERVED BY SOURCE WATER SYSTEM - - - - -						700		
OLNEY SPRINGS	0055905	CROWLEY		NATL		226	1.1	
TOTAL POPULATION SERVED BY SOURCE WATER SYSTEM - - - - -						226		
ORCHARD HILLS MUT WC	0054734	ARAPAHOE		NATL		130	1.3	
TOTAL POPULATION SERVED BY SOURCE WATER SYSTEM - - - - -						130		
ORDWAY	0113700	CROWLEY		NATL		1254	0.9	
TOTAL POPULATION SERVED BY SOURCE WATER SYSTEM - - - - -						1254		
OTIS	0070185	WASHINGTON		NATL		555	0.8	
TOTAL POPULATION SERVED BY SOURCE WATER SYSTEM - - - - -						555		
OVERLAND WC	0120020	ELBERT		NATL		84	1.5	
TOTAL POPULATION SERVED BY SOURCE WATER SYSTEM - - - - -						84		
OVERLOOK MUT WC	0051995	EL PASO		NATL		50	3.1	
TOTAL POPULATION SERVED BY SOURCE WATER SYSTEM - - - - -						50		
OVID	0070151	SEDGWICK		NATL		370	0.6	
TOTAL POPULATION SERVED BY SOURCE WATER SYSTEM - - - - -						370		
PAGELS TRLR CT	0141440	MORGAN		NATL		295	0.8	
TOTAL POPULATION SERVED BY SOURCE WATER SYSTEM - - - - -						295		

POPULATION SERVED FLUORIDATED DRINKING WATER BY SOURCE SYSTEM,
CONSECUTIVE SYSTEM, AND COUNTY WITHIN STATE (AS OF 12/31/92)

COLORADO

WATER SYSTEMS AND CONSECUTIVE SYSTEMS SERVED	EPA ID NO	COUNTY	CHEM USED	STATUS	FLUOR START DATE	POP SERVED	NATURAL NAT LEVEL	SYSTEMS OPT LEVEL
PAGOSA AREA WATER & SAN	0104300		OTHER	ADJ	00/88	2200		1.0
						TOTAL POPULATION SERVED BY SOURCE WATER SYSTEM - - - - -	2200	
PAGOSA SPRINGS	0104500		OTHER	ADJ	00/87	1400		1.0
						TOTAL POPULATION SERVED BY SOURCE WATER SYSTEM - - - - -	1400	
PALISADE	0051565	MESA	NaSiF6	ADJ	12/52	1500		0.9
						TOTAL POPULATION SERVED BY SOURCE WATER SYSTEM - - - - -	1500	
PALMER LAKE	0052142	EL PASO		NATL		1500		1.5
						TOTAL POPULATION SERVED BY SOURCE WATER SYSTEM - - - - -	1500	
PALMER LAKE MHP	0052068	EL PASO		NATL		220		0.8
						TOTAL POPULATION SERVED BY SOURCE WATER SYSTEM - - - - -	220	
PANORAMA PK MUT WAT USERS	0053611	BOULDER		NATL		130		0.9
						TOTAL POPULATION SERVED BY SOURCE WATER SYSTEM - - - - -	130	
PANORAMIC MESA SUBD	0117093	GARFIELD		NATL		60		0.8
						TOTAL POPULATION SERVED BY SOURCE WATER SYSTEM - - - - -	60	
PAOLI	0148010	PHILLIPS		NATL		50		0.5
						TOTAL POPULATION SERVED BY SOURCE WATER SYSTEM - - - - -	50	
PARADISE ACRES MHP	0195420	CHAFFEE		NATL		50		2.8
						TOTAL POPULATION SERVED BY SOURCE WATER SYSTEM - - - - -	50	
PARK CENTER WATER DIST	0052670	FREMONT		NATL		2600		1.5
						TOTAL POPULATION SERVED BY SOURCE WATER SYSTEM - - - - -	2600	
PARK FOREST WD	0052092	EL PASO		NATL		693		0.7
						TOTAL POPULATION SERVED BY SOURCE WATER SYSTEM - - - - -	693	
PARK WATER CO/WONDERVIEW	0054692	JEFFERSON		NATL		125		0.7
						TOTAL POPULATION SERVED BY SOURCE WATER SYSTEM - - - - -	125	
PARKDALE WATER CO	0056192	OTERO		NATL		50		1.1
						TOTAL POPULATION SERVED BY SOURCE WATER SYSTEM - - - - -	50	

POPULATION SERVED FLUORIDATED DRINKING WATER BY SOURCE SYSTEM,
CONSECUTIVE SYSTEM, AND COUNTY WITHIN STATE (AS OF 12/31/92)

COLORADO

WATER SYSTEMS AND CONSECUTIVE SYSTEMS SERVED	EPA ID NO	COUNTY	CHEM USED	STATUS	FLUOR START DATE	POP SERVED	NATURAL SYSTEMS NAT LEVEL	OPT LEVEL
PARKER W&SD	0055046	DOUGLAS			NATL	4800	1.5	
TOTAL POPULATION SERVED BY SOURCE WATER SYSTEM - - - - -						4800		
PATTERSON VALLEY WAT CO	0056424	OTERO			NATL	115	1.1	
TOTAL POPULATION SERVED BY SOURCE WATER SYSTEM - - - - -						115		
PEAKVIEW MH CT	0053918	ADAMS			NATL	58	2.4	
TOTAL POPULATION SERVED BY SOURCE WATER SYSTEM - - - - -						58		
PEETZ	0070573	LOGAN			NATL	196	0.6	
TOTAL POPULATION SERVED BY SOURCE WATER SYSTEM - - - - -						196		
PENROSE WD	0052662	FREMONT			NATL	3500	1.6	
TOTAL POPULATION SERVED BY SOURCE WATER SYSTEM - - - - -						3500		
PERRY PARK W&SD	0055061	DOUGLAS			NATL	1080	0.9	
TOTAL POPULATION SERVED BY SOURCE WATER SYSTEM - - - - -						1080		
PINE DRIVE WD	0052415	PUEBLO			NATL	600	0.8	
TOTAL POPULATION SERVED BY SOURCE WATER SYSTEM - - - - -						600		
PIONEER LOOKOUT WD	0191023	EL PASO			NATL	70	1.0	
TOTAL POPULATION SERVED BY SOURCE WATER SYSTEM - - - - -						70		
PLATTEVILLE	0055640	WELD			NATL	1700	1.5	
TOTAL POPULATION SERVED BY SOURCE WATER SYSTEM - - - - -						1700		
PONCHO SPRINGS	0186767	CHAFFEE			NATL	200	0.9	
TOTAL POPULATION SERVED BY SOURCE WATER SYSTEM - - - - -						200		
PONDEROSA SOUTHERN BAPT ASBLY	0055020	DOUGLAS			NATL	72	0.7	
TOTAL POPULATION SERVED BY SOURCE WATER SYSTEM - - - - -						72		
PRAIRIE VIEW SUBD	0101125	ADAMS			NATL	75	1.8	
TOTAL POPULATION SERVED BY SOURCE WATER SYSTEM - - - - -						75		

POPULATION SERVED FLUORIDATED DRINKING WATER BY SOURCE SYSTEM,
CONSECUTIVE SYSTEM, AND COUNTY WITHIN STATE (AS OF 12/31/92)

COLORADO

WATER SYSTEMS AND CONSECUTIVE SYSTEMS SERVED	EPA ID NO	COUNTY	CHEM USED	STATUS	FLUOR START DATE	POP SERVED	NATURAL SYSTEMS NAT LEVEL	OPT LEVEL
PRICE EAST ALAMOSA WC	0183608	ALAMOSA		NATL		100	1.7	
TOTAL POPULATION SERVED BY SOURCE WATER SYSTEM - - - - -						100		
PRINCETON CLUB	0052860	CHAFFEE		NATL		20	8.3	
TOTAL POPULATION SERVED BY SOURCE WATER SYSTEM - - - - -						20		
PRITCHETT	0056069	BACA		NATL		150	1.3	
TOTAL POPULATION SERVED BY SOURCE WATER SYSTEM - - - - -						150		
PROJECT 7 WATER AUTH(MONTROSE)	0183822	MONTROSE	NaSiF6	ADJ	04/53	35000		1.0
CHIPETA WATER CO	0050039	MONTROSE		CONS		80		
DELTA	0049627	DELTA		CONS		6000		
MENOKEN WATER CO	0050047	MONTROSE		CONS		1500		
MONTROSE	0050054	MONTROSE		CONS		10005		
OLATHE	0050070	MONTROSE		CONS		900		
TRI-COUNTY WAT CONS DIST	0050088	MONTROSE		CONS		5600		
TOTAL POPULATION SERVED BY SOURCE WATER SYSTEM - - - - -						59085		
PROSSERS TRLR CT	0063768	MESA		NATL		30	0.7	
TOTAL POPULATION SERVED BY SOURCE WATER SYSTEM - - - - -						30		
PUEBLO	0052514	PUEBLO	NaSiF6	ADJ	08/82	110000		0.9
TOTAL POPULATION SERVED BY SOURCE WATER SYSTEM - - - - -						110000		
PUEBLO WEST	0052506	PUEBLO	NaF	ADJ	09/82	3000		0.9
TOTAL POPULATION SERVED BY SOURCE WATER SYSTEM - - - - -						3000		
RAFTER J	0186312	LAPLATA		NATL		130	0.9	
TOTAL POPULATION SERVED BY SOURCE WATER SYSTEM - - - - -						130		
RANGELY	0051433	RIO BLANCO		ADJ	11/81	2500		1.0
TOTAL POPULATION SERVED BY SOURCE WATER SYSTEM - - - - -						2500		
RAYMER WATER CO	0055657	WELD		NATL		100	2.6	
TOTAL POPULATION SERVED BY SOURCE WATER SYSTEM - - - - -						100		
RED ROCK VALLEY WD	0070623	EL PASO		NATL		200	1.4	
TOTAL POPULATION SERVED BY SOURCE WATER SYSTEM - - - - -						200		

POPULATION SERVED FLUORIDATED DRINKING WATER BY SOURCE SYSTEM,
CONSECUTIVE SYSTEM, AND COUNTY WITHIN STATE (AS OF 12/31/92)

COLORADO

WATER SYSTEMS AND CONSECUTIVE SYSTEMS SERVED	EPA ID NO	COUNTY	CHEM USED	STATUS	FLUOR START DATE	POP SERVED	NATURAL SYSTEMS NAT LEVEL	OPT LEVEL
RED TABLE HOMEOWNERS ASSN	0119672	EAGLE		NATL		100	0.7	
TOTAL POPULATION SERVED BY SOURCE WATER SYSTEM - - - - -						100		
RED WING MHP	0192104	ALAMOSA		NATL		21	3.6	
TOTAL POPULATION SERVED BY SOURCE WATER SYSTEM - - - - -						21		
REDWOOD ARMS MOTEL & TR CT	0033688	DELTA		NATL		120	0.6	
TOTAL POPULATION SERVED BY SOURCE WATER SYSTEM - - - - -						120		
RIDGEWOOD WD	0052357	TELLER		NATL		100	3.0	
TOTAL POPULATION SERVED BY SOURCE WATER SYSTEM - - - - -						100		
RIFLE	0051938	GARFIELD	OTHER	ADJ	06/56	5100		0.9
TOTAL POPULATION SERVED BY SOURCE WATER SYSTEM - - - - -						5100		
RIVERSIDE WATER CO	0056200	OTERO		NATL		120	1.7	
TOTAL POPULATION SERVED BY SOURCE WATER SYSTEM - - - - -						120		
ROARING FORK MHP	0051045	EAGLE		NATL		50	1.4	
TOTAL POPULATION SERVED BY SOURCE WATER SYSTEM - - - - -						50		
ROCK CREEK MESA WD	0052001	EL PASO		NATL		755	1.4	
TOTAL POPULATION SERVED BY SOURCE WATER SYSTEM - - - - -						755		
ROCKVALE	0022285	FREMONT		NATL		333	0.5	
TOTAL POPULATION SERVED BY SOURCE WATER SYSTEM - - - - -						333		
ROCKY FORD	0056242	OTERO		NATL		4500	0.9	
TOTAL POPULATION SERVED BY SOURCE WATER SYSTEM - - - - -						4500		
ROSEWOOD HILLS SUBD	0184887	TELLER		NATL		75	2.0	
TOTAL POPULATION SERVED BY SOURCE WATER SYSTEM - - - - -						75		
ROXBOROUGH PARK	0054973	DOUGLAS		NATL		2150	0.8	
TOTAL POPULATION SERVED BY SOURCE WATER SYSTEM - - - - -						2150		
SALIDA	0052803	CHAFFEE		NATL		2300	0.8	
TOTAL POPULATION SERVED BY SOURCE WATER SYSTEM - - - - -						2300		

POPULATION SERVED FLUORIDATED DRINKING WATER BY SOURCE SYSTEM,
CONSECUTIVE SYSTEM, AND COUNTY WITHIN STATE (AS OF 12/31/92)

COLORADO

WATER SYSTEMS AND CONSECUTIVE SYSTEMS SERVED	EPA ID NO	COUNTY	CHEM USED	STATUS	FLUOR START DATE	POP SERVED	NATURAL SYSTEMS NAT LEVEL	OPT LEVEL
SAN LAZARO TP	0053652	BOULDER			NATL	800	0.8	
TOTAL POPULATION SERVED BY SOURCE WATER SYSTEM - - - - -						800		
SCHLEGEL WC	0199315	OTERO			NATL	23	1.5	
TOTAL POPULATION SERVED BY SOURCE WATER SYSTEM - - - - -						23		
SECURITY MHV	0079798	EL PASO			NATL	100	2.3	
TOTAL POPULATION SERVED BY SOURCE WATER SYSTEM - - - - -						100		
SECURITY W&S DIST	0052233	EL PASO			NATL	9500	1.6	
TOTAL POPULATION SERVED BY SOURCE WATER SYSTEM - - - - -						9500		
SEDALIA W&SD	0055087	DOUGLAS			NATL	280	0.7	
TOTAL POPULATION SERVED BY SOURCE WATER SYSTEM - - - - -						280		
SHADOWWOOD APTS	0149709	PITKINS			NATL	30	1.0	
TOTAL POPULATION SERVED BY SOURCE WATER SYSTEM - - - - -						30		
SHADY ACRES MHP	0053678	BOULDER			NATL	100	1.5	
TOTAL POPULATION SERVED BY SOURCE WATER SYSTEM - - - - -						100		
SHADY LANE TRLR CT	0054098	ADAMS			NATL	170	2.2	
TOTAL POPULATION SERVED BY SOURCE WATER SYSTEM - - - - -						170		
SHANGRI LA TR CT	0104406	CHAFFEE			NATL	60	0.7	
TOTAL POPULATION SERVED BY SOURCE WATER SYSTEM - - - - -						60		
SHANNON ESTATES W&S DIST	0053686	BOULDER			NATL	500	1.5	
TOTAL POPULATION SERVED BY SOURCE WATER SYSTEM - - - - -						500		
SHEPHERDS MHP	0194084	ALAMOSA			NATL	35	1.4	
TOTAL POPULATION SERVED BY SOURCE WATER SYSTEM - - - - -						35		
SHERIDAN LAKE WC	0056093	KIOWA			NATL	100	2.1	
TOTAL POPULATION SERVED BY SOURCE WATER SYSTEM - - - - -						100		

POPULATION SERVED FLUORIDATED DRINKING WATER BY SOURCE SYSTEM,
CONSECUTIVE SYSTEM, AND COUNTY WITHIN STATE (AS OF 12/31/92)

COLORADO

WATER SYSTEMS AND CONSECUTIVE SYSTEMS SERVED	EPA ID NO	COUNTY	CHEM USED	STATUS	FLUOR START DATE	POP SERVED	NATURAL NAT LEVEL	SYSTEMS OPT LEVEL
SHERIDAN MHP	0054452	JEFFERSON		NATL		222	1.4	
TOTAL POPULATION SERVED BY SOURCE WATER SYSTEM - - - - -						222		
SHERWOOD FOREST IMPROV ASSN	0052324	TELLER		NATL		55	1.5	
TOTAL POPULATION SERVED BY SOURCE WATER SYSTEM - - - - -						55		
SIERRA VISTA HOMEOWNERS ASSN	0132530	DOUGLAS		NATL		100	1.0	
TOTAL POPULATION SERVED BY SOURCE WATER SYSTEM - - - - -						100		
SIERRA VISTA TP	0055376	WELD		NATL		0	1.0	
TOTAL POPULATION SERVED BY SOURCE WATER SYSTEM - - - - -						0		
SILVER CREEK W&SD	0125710	GRAND		NATL		250	1.2	
TOTAL POPULATION SERVED BY SOURCE WATER SYSTEM - - - - -						250		
SILVER HEIGHTS W&SD	0118075	DOUGLAS		NATL		300	0.7	
TOTAL POPULATION SERVED BY SOURCE WATER SYSTEM - - - - -						300		
SILVER PLUME	0053256	CLEAR CREEK		NATL		160	0.7	
TOTAL POPULATION SERVED BY SOURCE WATER SYSTEM - - - - -						160		
SILVERTHORNE	0050401	SUMMIT	NaF	ADJ	08/81	1350		1.2
TOTAL POPULATION SERVED BY SOURCE WATER SYSTEM - - - - -						1350		
SIMLA	0055863	ELBERT		NATL		574	0.6	
TOTAL POPULATION SERVED BY SOURCE WATER SYSTEM - - - - -						574		
SNOWMASS WSD	0050963	PITKIN	NaSiF6	ADJ	09/82	2000		1.2
TOTAL POPULATION SERVED BY SOURCE WATER SYSTEM - - - - -						2000		
SOUTH ADAMS COUNTY W&SD	0053801	ADAMS		NATL		22400	0.5	
TOTAL POPULATION SERVED BY SOURCE WATER SYSTEM - - - - -						22400		
SOUTH SIDE WATER CO	0056408	OTERO		NATL		50	1.9	
TOTAL POPULATION SERVED BY SOURCE WATER SYSTEM - - - - -						50		
SOUTH SWINK WATER CO	0056234	OTERO		NATL		610	1.4	
TOTAL POPULATION SERVED BY SOURCE WATER SYSTEM - - - - -						610		

POPULATION SERVED FLUORIDATED DRINKING WATER BY SOURCE SYSTEM,
CONSECUTIVE SYSTEM, AND COUNTY WITHIN STATE (AS OF 12/31/92)

COLORADO

WATER SYSTEMS AND CONSECUTIVE SYSTEMS SERVED	EPA ID NO	COUNTY	CHEM USED	STATUS	FLUOR START DATE	POP SERVED	NATURAL SYSTEMS NAT LEVEL	OPT LEVEL
SOUTH VALE WD	0184937	BOULDER			NATL	30	0.8	
TOTAL POPULATION SERVED BY SOURCE WATER SYSTEM - - - - -						30		
SOUTHERN UTE COM W&S SYSTEMS	0890180	LA PLATA	NaF	ADJ	05/85	1400		1.0
TOTAL POPULATION SERVED BY SOURCE WATER SYSTEM - - - - -						1400		
SOUTHGATE MH SUBD P.A.C.	0071316	WELD			NATL	30	0.8	
TOTAL POPULATION SERVED BY SOURCE WATER SYSTEM - - - - -						30		
SPRING VALLEY SUBD	0191163	TELLER			NATL	60	1.6	
TOTAL POPULATION SERVED BY SOURCE WATER SYSTEM - - - - -						60		
SPRINGFIELD	0056077	BACA			NATL	1500	0.5	
TOTAL POPULATION SERVED BY SOURCE WATER SYSTEM - - - - -						1500		
ST CHARLES MESA WW-PUEBLO	0052548	PUEBLO	NaF	ADJ	10/84	9700		0.9
TOTAL POPULATION SERVED BY SOURCE WATER SYSTEM - - - - -						9700		
STARWOOD WD	0149724	PITKINS			NATL	35	1.7	
TOTAL POPULATION SERVED BY SOURCE WATER SYSTEM - - - - -						35		
STRASBURG W&S DIST	0053942	ADAMS			NATL	825	1.7	
TOTAL POPULATION SERVED BY SOURCE WATER SYSTEM - - - - -						825		
STRATMOOR HILLS SUBD	0121800				NATL	5000	0.5	
TOTAL POPULATION SERVED BY SOURCE WATER SYSTEM - - - - -						5000		
STRATTON	0069757	KIT CARSON			NATL	800	0.5	
TOTAL POPULATION SERVED BY SOURCE WATER SYSTEM - - - - -						800		
SUGAR CITY	0055921	CROWLEY			NATL	325	1.5	
TOTAL POPULATION SERVED BY SOURCE WATER SYSTEM - - - - -						325		
SUNRISE RANCH - DIVINE LIGHT	0070409	LARIMER			NATL	140	1.1	
TOTAL POPULATION SERVED BY SOURCE WATER SYSTEM - - - - -						140		

POPULATION SERVED FLUORIDATED DRINKING WATER BY SOURCE SYSTEM,
CONSECUTIVE SYSTEM, AND COUNTY WITHIN STATE (AS OF 12/31/92)

COLORADO

WATER SYSTEMS AND CONSECUTIVE SYSTEMS SERVED	EPA ID NO	COUNTY	CHEM USED	STATUS	FLUOR START DATE	POP SERVED	NATURAL SYSTEMS NAT LEVEL	OPT LEVEL
SUNSET VIEW WTR ASSN	0063826	PUEBLO		NATL		26	0.8	
TOTAL POPULATION SERVED BY SOURCE WATER SYSTEM - - - - -						26		
SUNVIEW TRAILER RANCH	0079467	EL PASO		NATL		35	2.7	
TOTAL POPULATION SERVED BY SOURCE WATER SYSTEM - - - - -						35		
SWINK	0056226	OTERO		NATL		700	1.6	
TOTAL POPULATION SERVED BY SOURCE WATER SYSTEM - - - - -						700		
SYLMAR MANOR	0055681	WELD		NATL		300	2.0	
TOTAL POPULATION SERVED BY SOURCE WATER SYSTEM - - - - -						300		
TELLER COUNTY W&S DIST	0052316	TELLER		NATL		750	1.8	
TOTAL POPULATION SERVED BY SOURCE WATER SYSTEM - - - - -						750		
TELLURIDE	0000011	SAN MIGUEL	NaF	ADJ	02/89	1200		1.1
TOTAL POPULATION SERVED BY SOURCE WATER SYSTEM - - - - -						1200		
THORNTON	0053819	ADAMS		NATL		50000	0.6	
TOTAL POPULATION SERVED BY SOURCE WATER SYSTEM - - - - -						50000		
THUNDERBIRD W&S DIST	0055038	DOUGLAS		NATL		400	1.2	
TOTAL POPULATION SERVED BY SOURCE WATER SYSTEM - - - - -						400		
TOWN-COUNTRY ANNEX	0102700	ALAMOSA		NATL		486	2.2	
TOTAL POPULATION SERVED BY SOURCE WATER SYSTEM - - - - -						486		
TOWN-COUNTRY MH LODGE	0049445	ALAMOSA		NATL		281	6.4	
TOTAL POPULATION SERVED BY SOURCE WATER SYSTEM - - - - -						281		
TRANQUIL ACRES WSC	0052308	TELLER		NATL		125	1.7	
TOTAL POPULATION SERVED BY SOURCE WATER SYSTEM - - - - -						125		
TRINIDAD	0052696	LAS ANIMAS	NaSiF6	ADJ	12/72	3835		0.9
TOTAL POPULATION SERVED BY SOURCE WATER SYSTEM - - - - -						3835		
TWO BUTTES	0056449	BACA		NATL		50	0.9	
TOTAL POPULATION SERVED BY SOURCE WATER SYSTEM - - - - -						50		

POPULATION SERVED FLUORIDATED DRINKING WATER BY SOURCE SYSTEM,
CONSECUTIVE SYSTEM, AND COUNTY WITHIN STATE (AS OF 12/31/92)

COLORADO

WATER SYSTEMS AND CONSECUTIVE SYSTEMS SERVED	EPA ID NO	COUNTY	CHEM USED	STATUS	FLUOR START DATE	POP SERVED	NATURAL SYSTEMS NAT LEVEL	OPT LEVEL
UPPER EAGLE VALLEY WTR CON DIS	0119786	EAGLE	NaF	ADJ	00/00	9900		1.2
LAKE CREEK WATER DIST	0119467	EAGLE		CONS		200		
TOTAL POPULATION SERVED BY SOURCE WATER SYSTEM - - - - -						10100		
UTE WATER CONSERVANCY DIST	0051599	MESA	Acid	ADJ	09/82	50000		0.9
TOTAL POPULATION SERVED BY SOURCE WATER SYSTEM - - - - -						50000		
V.A. MEDICAL CENTER	0106900	BENT			NATL	450		1.5
TOTAL POPULATION SERVED BY SOURCE WATER SYSTEM - - - - -						450		
VALLEY MHP	0052878	CHAFFEE			NATL	38		0.7
TOTAL POPULATION SERVED BY SOURCE WATER SYSTEM - - - - -						38		
VALLEY MOBILE MANOR	0054486	JEFFERSON			NATL	375		1.2
TOTAL POPULATION SERVED BY SOURCE WATER SYSTEM - - - - -						375		
VALLEY WATER CO	0056432	OTERO			NATL	203		1.4
TOTAL POPULATION SERVED BY SOURCE WATER SYSTEM - - - - -						203		
VANDENBURG SUBD HOA	0184689	LAPLATA			NATL	50		0.5
TOTAL POPULATION SERVED BY SOURCE WATER SYSTEM - - - - -						50		
VICTOR	0052290	TELLER			NATL	400		2.2
TOTAL POPULATION SERVED BY SOURCE WATER SYSTEM - - - - -						400		
VIEW RIDGE WD	0054965	DOUGLAS			NATL	0		2.2
TOTAL POPULATION SERVED BY SOURCE WATER SYSTEM - - - - -						0		
VILAS	0070433	BACA			NATL	120		1.4
TOTAL POPULATION SERVED BY SOURCE WATER SYSTEM - - - - -						120		
VROMAN WATER CO	0056317	OTERO			NATL	256		1.4
TOTAL POPULATION SERVED BY SOURCE WATER SYSTEM - - - - -						256		
WAGON WHEEL MHP	0049452	ALAMOSA			NATL	175		0.9
TOTAL POPULATION SERVED BY SOURCE WATER SYSTEM - - - - -						175		

POPULATION SERVED FLUORIDATED DRINKING WATER BY SOURCE SYSTEM,
CONSECUTIVE SYSTEM, AND COUNTY WITHIN STATE (AS OF 12/31/92)

COLORADO

WATER SYSTEMS AND CONSECUTIVE SYSTEMS SERVED	EPA ID NO	COUNTY	CHEM USED	STATUS	FLUOR START DATE	POP SERVED	NATURAL SYSTEMS NAT LEVEL	OPT LEVEL
WAGON WHEEL TRAILER PARK	0144030	MORGAN			NATL	56	0.7	
TOTAL POPULATION SERVED BY SOURCE WATER SYSTEM - - - - -						56		
WALDEN	0051730	JACKSON	NaF	ADJ	09/58	800	1.2	
TOTAL POPULATION SERVED BY SOURCE WATER SYSTEM - - - - -						800		
WALSENBURG	0052993	HUERFANO	NaSiF6	ADJ	06/81	3900	0.9	
TOTAL POPULATION SERVED BY SOURCE WATER SYSTEM - - - - -						3900		
WATTENBURG IMPROVMENT ASSN	0055707	WELD			NATL	258	1.1	
TOTAL POPULATION SERVED BY SOURCE WATER SYSTEM - - - - -						258		
WEBER TR CT	0074252	OTERO			NATL	50	1.3	
TOTAL POPULATION SERVED BY SOURCE WATER SYSTEM - - - - -						50		
WELLINGTON	0135838	LARIMER	NaF	ADJ	06/87	1540	0.9	
TOTAL POPULATION SERVED BY SOURCE WATER SYSTEM - - - - -						1540		
WEST GRAND VALLEY WA	0056341	OTERO			NATL	52	1.7	
TOTAL POPULATION SERVED BY SOURCE WATER SYSTEM - - - - -						52		
WEST HOLBROOK PIPELINE CO	0145840	OTERO			NATL	23	2.4	
TOTAL POPULATION SERVED BY SOURCE WATER SYSTEM - - - - -						23		
WESTCREEK LAKES WD	0055004	DOUGLAS			NATL	68	2.2	
TOTAL POPULATION SERVED BY SOURCE WATER SYSTEM - - - - -						68		
WESTLAKE W&S DIST	0053835	ADAMS			NATL	200	3.9	
TOTAL POPULATION SERVED BY SOURCE WATER SYSTEM - - - - -						200		
WESTMINISTER	0070839	ADAMS			NATL	64000	0.6	
SHAW HEIGHTS WD	0054213	ADAMS			CONS	5000		
TOTAL POPULATION SERVED BY SOURCE WATER SYSTEM - - - - -						69000		
WESTWOOD LAKES WD	0052282	TELLER			NATL	270	1.5	
TOTAL POPULATION SERVED BY SOURCE WATER SYSTEM - - - - -						270		

POPULATION SERVED FLUORIDATED DRINKING WATER BY SOURCE SYSTEM,
CONSECUTIVE SYSTEM, AND COUNTY WITHIN STATE (AS OF 12/31/92)

COLORADO

WATER SYSTEMS AND CONSECUTIVE SYSTEMS SERVED	EPA ID NO	COUNTY	CHEM USED	STATUS	FLUOR START DATE	POP SERVED	NATURAL NAT LEVEL	SYSTEMS OPT LEVEL
WHISPERING PINES	0184085	TELLER			NATL	25	1.0	
TOTAL POPULATION SERVED BY SOURCE WATER SYSTEM - - - - -						25		
WIDEFIELD WATER CO	0052225	EL PASO			NATL	12300	0.6	
TOTAL POPULATION SERVED BY SOURCE WATER SYSTEM - - - - -						12300		
WIESNER WATER CO	0053843	ADAMS			NATL	50	2.0	
TOTAL POPULATION SERVED BY SOURCE WATER SYSTEM - - - - -						50		
WIGGENS W&S DIST	0070722	MORGAN			NATL	550	0.9	
TOTAL POPULATION SERVED BY SOURCE WATER SYSTEM - - - - -						550		
WIKIUP MHP	0028498	ADAMS			NATL	1100	2.3	
TOTAL POPULATION SERVED BY SOURCE WATER SYSTEM - - - - -						1100		
WILEY	0150900	PROWERS			NATL	406	2.2	
TOTAL POPULATION SERVED BY SOURCE WATER SYSTEM - - - - -						406		
WILLOWS WATER DIST	0103100	ARAPAHOE			NATL	14000	1.0	
TOTAL POPULATION SERVED BY SOURCE WATER SYSTEM - - - - -						14000		
WILSON'S SOFT WTR	0145870	OTERO			NATL	100	1.4	
TOTAL POPULATION SERVED BY SOURCE WATER SYSTEM - - - - -						100		
WINDCLIFF ESTATES	0055335	LARIMER			NATL	219	0.6	
TOTAL POPULATION SERVED BY SOURCE WATER SYSTEM - - - - -						219		
WINSLOW W&S	0070805	MORGAN			NATL	100	1.1	
TOTAL POPULATION SERVED BY SOURCE WATER SYSTEM - - - - -						100		
WOODLAND PARK	0052274	TELLER			NATL	4900	0.5	
TOTAL POPULATION SERVED BY SOURCE WATER SYSTEM - - - - -						4900		
WOODLAND VILLAGE	0052266	TELLER			NATL	100	1.1	
TOTAL POPULATION SERVED BY SOURCE WATER SYSTEM - - - - -						100		

POPULATION SERVED FLUORIDATED DRINKING WATER BY SOURCE SYSTEM,
CONSECUTIVE SYSTEM, AND COUNTY WITHIN STATE (AS OF 12/31/92)

COLORADO

WATER SYSTEMS AND CONSECUTIVE SYSTEMS SERVED	EPA ID NO	COUNTY	CHEM USED	STATUS	FLUOR START DATE	POP SERVED	NATURAL SYSTEMS NAT LEVEL	OPT LEVEL
WOODLAND WEST WTR USERS ASSN	0192179	TELLER			NATL	250	1.8	
TOTAL POPULATION SERVED BY SOURCE WATER SYSTEM - - - - -						250		
WOODMAN WATER&SAN DIST	0121925	EL PASO			NATL	1500	1.2	
TOTAL POPULATION SERVED BY SOURCE WATER SYSTEM - - - - -						1500		
WOODMOOR WATER & SAN DIST	0000001	EL PASO			NATL	3000	0.7	
TOTAL POPULATION SERVED BY SOURCE WATER SYSTEM - - - - -						3000		
WRAY	0070268	YUMA			NATL	2178	0.8	
TOTAL POPULATION SERVED BY SOURCE WATER SYSTEM - - - - -						2178		
YOUTSEY WC	0191189	PUEBLO			NATL	1000	0.9	
TOTAL POPULATION SERVED BY SOURCE WATER SYSTEM - - - - -						1000		
YUMA	0070276	YUMA			NATL	3200	1.0	
TOTAL POPULATION SERVED BY SOURCE WATER SYSTEM - - - - -						3200		

STATE SUMMARY DATA AS OF 12/31/92

CONNECTICUT

SYSTEM SIZE CLASSIFICATION

	FLUORIDATED SYSTEMS		PUBLIC WATER SYSTEMS	
	NUMBER OF SYSTEMS	TOTAL POPULATION	NUMBER OF SYSTEMS	TOTAL POPULATION
=<1,000	5	1,030	539	91,000
1,001-5,000	3	6,428	44	95,000
5,001-10,000	1	6,000	18	143,000
10,001-50,000	20	585,373	28	783,000
50,001-100,000	8	514,549	4	252,000
>100,000	4	1,223,960	5	1,351,000
TOTAL	41	2,334,340	638	2,716,000

FLUORIDATED SYSTEM CLASSIFICATION

	NUMBER	POPULATION	PERCENTAGE (POP.)
ADJUSTED	35	2,330,810	99.8
CONSECUTIVE	2	2,500	0.1
NATURAL	4	1,030	0.0
TOTAL	41	2,334,340	

SCHOOLS, INDIAN AND MILITARY SYSTEMS

	ADJUSTED		NATURAL	
	NUMBER	POP.	NUMBER	POP.
TOTAL SCHOOLS	0	0	0	0
INDIAN SYSTEMS	0	0	0	0
INDIAN SCHOOLS	0	0	0	0
MILITARY SYSTEMS	0	0	0	0

CHEMICAL USAGE OF FLUORIDATING SYSTEMS

	NUMBER	POPULATION
SODIUM FLUORIDE	7	130,208
SODIUM SILICOFLUORIDE	5	557,015
HYDROFLUOSILICIC ACID	25	1,646,087

POPULATION SERVED FLUORIDATED DRINKING WATER BY SOURCE SYSTEM,
CONSECUTIVE SYSTEM, AND COUNTY WITHIN STATE (AS OF 12/31/92)

CONNECTICUT

WATER SYSTEMS AND CONSECUTIVE SYSTEMS SERVED	EPA ID NO	COUNTY	CHEM USED	STATUS	FLUOR START DATE	POP SERVED	NATURAL SYSTEMS NAT LEVEL	OPT LEVEL
ANSONIA-DERBY W C	0020021	NEW HAVEN	Acid	ADJ	/79	33548		1.0
TOTAL POPULATION SERVED BY SOURCE WATER SYSTEM - - - - -						33548		
BERLIN W AND S COMM	0070021	HARTFORD	Acid	ADJ	/50	1228		1.0
TOTAL POPULATION SERVED BY SOURCE WATER SYSTEM - - - - -						1228		
BRIDGEPORT HYDRAULIC CO	0150011	FAIRFIELD	Acid	ADJ	/67	336185		1.0
TOTAL POPULATION SERVED BY SOURCE WATER SYSTEM - - - - -						336185		
BRISTOL WATER DEPT	0170011	HARTFORD	Acid	ADJ	/60	57177		1.0
TOTAL POPULATION SERVED BY SOURCE WATER SYSTEM - - - - -						57177		
CROMWELL FIRE DIST	0330011	MIDDLESEX	NaF	ADJ	/51	6000		1.0
TOTAL POPULATION SERVED BY SOURCE WATER SYSTEM - - - - -						6000		
CT W C-GUILF-CHESTER DIV	0270011	MIDDLESEX	Acid	ADJ	/67	55456		1.0
TOTAL POPULATION SERVED BY SOURCE WATER SYSTEM - - - - -						55456		
CT W C-NAUGATUCK DIV	0880011	NEW HAVEN	Acid	ADJ	/68	30127		1.0
TOTAL POPULATION SERVED BY SOURCE WATER SYSTEM - - - - -						30127		
CT W C-WESTERN	0490011	HARTFORD	Acid	ADJ	/67	58633		1.0
TOTAL POPULATION SERVED BY SOURCE WATER SYSTEM - - - - -						58633		
DANBURY WATER DEPT	0340011	FAIRFIELD	NaSiF6	ADJ	/68	35500		1.0
TOTAL POPULATION SERVED BY SOURCE WATER SYSTEM - - - - -						35500		
EAST LYME WATER CO	0450011	NEW LONDON	NaF	ADJ	/74	16688		1.0
TOTAL POPULATION SERVED BY SOURCE WATER SYSTEM - - - - -						16688		
GREENWICH WATER CO	0570011	FAIRFIELD	Acid	ADJ	03/67	55846		1.0
PORT CHESTER WW INC., NY	0003456	FAIRFIELD		CONS		0		
TOTAL POPULATION SERVED BY SOURCE WATER SYSTEM - - - - -						55846		
GROTON WATER DEPT	0590011	NEW LONDON	Acid	ADJ	/68	33200		1.0
NOANK FIRE DIST	0590031	NEW LONDON		CONS		2500		
TOTAL POPULATION SERVED BY SOURCE WATER SYSTEM - - - - -						35700		

POPULATION SERVED FLUORIDATED DRINKING WATER BY SOURCE SYSTEM,
CONSECUTIVE SYSTEM, AND COUNTY WITHIN STATE (AS OF 12/31/92)

CONNECTICUT

WATER SYSTEMS AND CONSECUTIVE SYSTEMS SERVED	EPA ID NO	COUNTY	CHEM USED	STATUS	FLUOR START DATE	POP SERVED	NATURAL SYSTEMS NAT LEVEL	OPT LEVEL
HARTFORD METRO DIST	0640011	HARTFORD	NaSiF6	ADJ	/60	401000		1.0
TOTAL POPULATION SERVED BY SOURCE WATER SYSTEM - - - - -						401000		
LAKEVIEW TERRACE	0320021	TOLLAND		NATL		530	0.8	
TOTAL POPULATION SERVED BY SOURCE WATER SYSTEM - - - - -						530		
LLYNWOOD	0120021	TOLLAND		NATL		290	0.7	
TOTAL POPULATION SERVED BY SOURCE WATER SYSTEM - - - - -						290		
MANCHESTER WATER DEPT	0770021	HARTFORD	Acid	ADJ	/68	51760		1.0
TOTAL POPULATION SERVED BY SOURCE WATER SYSTEM - - - - -						51760		
MANSFIELD STA TRAIN SCH	0780011	TOLLAND	Acid	ADJ	/50	2700		1.0
TOTAL POPULATION SERVED BY SOURCE WATER SYSTEM - - - - -						2700		
MERIDEN WATER DEPT	0800011	NEW HAVEN	NaSiF6	ADJ	/68	60000		1.0
TOTAL POPULATION SERVED BY SOURCE WATER SYSTEM - - - - -						60000		
MIDDLETOWN WATER CO	0830011	NEW HAVEN	Acid	ADJ	/60	42000		1.0
TOTAL POPULATION SERVED BY SOURCE WATER SYSTEM - - - - -						42000		
MYSTIC VALLEY WATER CO	1370011	NEW LONDON	NaSiF6	ADJ	/53	11515		1.0
TOTAL POPULATION SERVED BY SOURCE WATER SYSTEM - - - - -						11515		
NATHAN HALE WS	0320031	TOLLAND		NATL		160	1.9	
TOTAL POPULATION SERVED BY SOURCE WATER SYSTEM - - - - -						160		
NEW BRITAIN WATER CO	0890011	HARTFORD	Acid	ADJ	/50	90677		1.0
TOTAL POPULATION SERVED BY SOURCE WATER SYSTEM - - - - -						90677		
NEW CANAAN WATER CO	0900011	FAIRFIELD	NaF	ADJ	/58	17845		1.0
TOTAL POPULATION SERVED BY SOURCE WATER SYSTEM - - - - -						17845		
NEW HAVEN WATER CO	0930011	NEW HAVEN	Acid	ADJ	/67	379975		1.0
TOTAL POPULATION SERVED BY SOURCE WATER SYSTEM - - - - -						379975		
NEW LONDON WATER DEPT	0950011	NEW LONDON	NaSiF6	ADJ	/68	49000		1.0
TOTAL POPULATION SERVED BY SOURCE WATER SYSTEM - - - - -						49000		

POPULATION SERVED FLUORIDATED DRINKING WATER BY SOURCE SYSTEM,
CONSECUTIVE SYSTEM, AND COUNTY WITHIN STATE (AS OF 12/31/92)

CONNECTICUT

WATER SYSTEMS AND CONSECUTIVE SYSTEMS SERVED	EPA ID NO	COUNTY	CHEM USED	STATUS	FLUOR START DATE	POP SERVED	NATURAL SYSTEMS NAT LEVEL	OPT LEVEL
NOROTON WATER CO	0350011	FAIRFIELD	NaF	ADJ	/67	19280		1.0
TOTAL POPULATION SERVED BY SOURCE WATER SYSTEM - - - - -						19280		
NORWALK 1ST TAXING DIST	1030011	FAIRFIELD	Acid	ADJ	/68	41800		1.0
TOTAL POPULATION SERVED BY SOURCE WATER SYSTEM - - - - -						41800		
NORWALK 2ND TAXING DIST	1030021	FAIRFIELD	Acid	ADJ	/68	35108		1.0
TOTAL POPULATION SERVED BY SOURCE WATER SYSTEM - - - - -						35108		
NORWICH WATER DEPT	1040011	NEW LONDON	Acid	ADJ	/69	35000		1.0
TOTAL POPULATION SERVED BY SOURCE WATER SYSTEM - - - - -						35000		
ORCHARD HILL ESTATE	0320171	TOLLAND		NATL		50	0.9	
TOTAL POPULATION SERVED BY SOURCE WATER SYSTEM - - - - -						50		
PLAINVILLE	1100011	HARTFORD	NaF	ADJ	/82	19159		1.0
TOTAL POPULATION SERVED BY SOURCE WATER SYSTEM - - - - -						19159		
ROCKVILLE WATER AND AQUEDUCT	1460011	TOLLAND	Acid	ADJ	/67	28007		1.0
TOTAL POPULATION SERVED BY SOURCE WATER SYSTEM - - - - -						28007		
SOUTHINGTON WATER DEPT	1310011	HARTFORD	NaF	ADJ	/68	29536		1.0
TOTAL POPULATION SERVED BY SOURCE WATER SYSTEM - - - - -						29536		
STAMFORD WATER CO	1350011	FAIRFIELD	Acid	ADJ	/67	85000		1.0
TOTAL POPULATION SERVED BY SOURCE WATER SYSTEM - - - - -						85000		
TORRINGTON WATER CO	1430011	LITCHFIELD	Acid	ADJ	/58	29000		1.0
TOTAL POPULATION SERVED BY SOURCE WATER SYSTEM - - - - -						29000		
UNIV OF CONNECTICUT	0780021	TOLLAND	NaF	ADJ	/50	21700		1.0
TOTAL POPULATION SERVED BY SOURCE WATER SYSTEM - - - - -						21700		
WALLINGFORD WATER DEPT	1480011	NEW HAVEN	Acid	ADJ	/67	39360		1.0
TOTAL POPULATION SERVED BY SOURCE WATER SYSTEM - - - - -						39360		

**POPULATION SERVED FLUORIDATED DRINKING WATER BY SOURCE SYSTEM,
CONSECUTIVE SYSTEM, AND COUNTY WITHIN STATE (AS OF 12/31/92)**

CONNECTICUT

WATER SYSTEMS AND CONSECUTIVE SYSTEMS SERVED	EPA ID NO	COUNTY	CHEM USED	STATUS	FLUOR START	POP SERVED	NATURAL SYSTEMS	
	DATE				NAT LEVEL		OPT LEVEL	
WATERBURY WATER DEPT	1510011	NEW HAVEN	Acid	ADJ	/68	103800		1.0
TOTAL POPULATION SERVED BY SOURCE WATER SYSTEM - - - - -						103800		
WILLIMANTIC WATER DEPT	1630011	WINDHAM	Acid	ADJ	/58	18000		1.0
TOTAL POPULATION SERVED BY SOURCE WATER SYSTEM - - - - -						18000		

STATE SUMMARY DATA AS OF 12/31/92

DELAWARE

SYSTEM SIZE CLASSIFICATION

	FLUORIDATED SYSTEMS		PUBLIC WATER SYSTEMS	
	NUMBER OF SYSTEMS	TOTAL POPULATION	NUMBER OF SYSTEMS	TOTAL POPULATION
=<1,000	3	1,065	204	49,000
1,001-5,000	5	11,206	29	71,000
5,001-10,000	2	11,800	5	32,000
10,001-50,000	1	32,800	3	98,000
50,001-100,000	1	93,000	1	93,000
>100,000	2	290,000	2	312,000
TOTAL	14	439,871	244	653,000

FLUORIDATED SYSTEM CLASSIFICATION

	NUMBER	POPULATION	PERCENTAGE (POP.)
ADJUSTED	9	432,700	98.4
CONSECUTIVE	0	0	0.0
NATURAL	5	7,171	1.6
TOTAL	14	439,871	

SCHOOLS, INDIAN AND MILITARY SYSTEMS

	ADJUSTED		NATURAL	
	NUMBER	POP.	NUMBER	POP.
TOTAL SCHOOLS	0	0	0	0
INDIAN SYSTEMS	0	0	0	0
INDIAN SCHOOLS	0	0	0	0
MILITARY SYSTEMS	2	6,400	0	0

CHEMICAL USAGE OF FLUORIDATING SYSTEMS

	NUMBER	POPULATION
SODIUM FLUORIDE	5	43,400
SODIUM SILICOFUORIDE	1	140,000
HYDROFLUOSILICIC ACID	0	0

POPULATION SERVED FLUORIDATED DRINKING WATER BY SOURCE SYSTEM,
CONSECUTIVE SYSTEM, AND COUNTY WITHIN STATE (AS OF 12/31/92)

DELAWARE

WATER SYSTEMS AND CONSECUTIVE SYSTEMS SERVED	EPA ID NO	COUNTY	CHEM USED	STATUS	FLUOR START DATE	POP SERVED	NATURAL SYSTEMS NAT LEVEL	OPT LEVEL
ARTESIAN WATER COMPANY	0000552	NEW CASTLE	HF	ADJ	04/73	150000		0.8
TOTAL POPULATION SERVED BY SOURCE WATER SYSTEM - - - - -						150000		
CAMDEN-WYOMING SEWER & WD	0000563	KENT		NATL		3640	0.8	
TOTAL POPULATION SERVED BY SOURCE WATER SYSTEM - - - - -						3640		
CLAYTON	0001565	KENT		NATL		1566	0.9	
TOTAL POPULATION SERVED BY SOURCE WATER SYSTEM - - - - -						1566		
DEL CORRECTIONAL CENTER	0000011	NEW CASTLE		NATL		1800	0.6	
TOTAL POPULATION SERVED BY SOURCE WATER SYSTEM - - - - -						1800		
DOVER AIR FORCE BASE	0000579	KENT	NaF	ADJ	/74	5500		1.0
TOTAL POPULATION SERVED BY SOURCE WATER SYSTEM - - - - -						5500		
DOVER AIR FORCE BASE HOUSING	0000474	KENT	NaF	ADJ	/80	900		1.0
TOTAL POPULATION SERVED BY SOURCE WATER SYSTEM - - - - -						900		
LEWES WD	0000602	SUSSEX	NaF	ADJ	02/64	2200		0.8
TOTAL POPULATION SERVED BY SOURCE WATER SYSTEM - - - - -						2200		
MILFORD WD	0000616	KENT & SUSSEX	HF	ADJ	11/73	6300		0.8
TOTAL POPULATION SERVED BY SOURCE WATER SYSTEM - - - - -						6300		
NEWARK WD	0000630	NEW CASTLE	NaF	ADJ	/51	32800		0.8
TOTAL POPULATION SERVED BY SOURCE WATER SYSTEM - - - - -						32800		
SELBYVILLE WD	0000654	SUSSEX	NaF	ADJ	05/56	2000		0.8
TOTAL POPULATION SERVED BY SOURCE WATER SYSTEM - - - - -						2000		
STRIMELS TRAILER PARK	0000492	KENT		NATL		75	0.8	
TOTAL POPULATION SERVED BY SOURCE WATER SYSTEM - - - - -						75		
THE LANDING AT DUCK CREEK	0000659	NEW CASTLE		NATL		90	0.9	
TOTAL POPULATION SERVED BY SOURCE WATER SYSTEM - - - - -						90		
WILMINGTON	0000663	NEW CASTLE	NaSiF6	ADJ	01/60	140000		0.9
TOTAL POPULATION SERVED BY SOURCE WATER SYSTEM - - - - -						140000		

POPULATION SERVED FLUORIDATED DRINKING WATER BY SOURCE SYSTEM,
CONSECUTIVE SYSTEM, AND COUNTY WITHIN STATE (AS OF 12/31/92)

DELAWARE

WATER SYSTEMS AND CONSECUTIVE SYSTEMS SERVED	EPA ID NO	COUNTY	CHEM USED	STATUS	FLUOR START DATE	POP SERVED	NATURAL SYSTEMS NAT LEVEL	OPT LEVEL
WILMINGTON SUBURBAN W CORP	0000564	NEW CASTLE	HF	ADJ	03/72	93000		0.8
TOTAL POPULATION SERVED BY SOURCE WATER SYSTEM - - - - -						93000		

STATE SUMMARY DATA AS OF 12/31/92

DISTRICT OF COLUMBIA

SYSTEM SIZE CLASSIFICATION

	FLUORIDATED SYSTEMS		PUBLIC WATER SYSTEMS	
	NUMBER OF SYSTEMS	TOTAL POPULATION	NUMBER OF SYSTEMS	TOTAL POPULATION
=<1,000	0	0	0	0
1,001-5,000	0	0	0	0
5,001-10,000	0	0	0	0
10,001-50,000	0	0	0	0
50,001-100,000	0	0	0	0
>100,000	2	589,000	2	589,000
TOTAL	2	589,000	2	589,000

FLUORIDATED SYSTEM CLASSIFICATION

	NUMBER	POPULATION	PERCENTAGE (POP.)
ADJUSTED	2	589,000	100.0
CONSECUTIVE	0	0	0.0
NATURAL	0	0	0.0
TOTAL	2	589,000	

SCHOOLS, INDIAN AND MILITARY SYSTEMS

	ADJUSTED		NATURAL	
	NUMBER	POP.	NUMBER	POP.
TOTAL SCHOOLS	0	0	0	0
INDIAN SYSTEMS	0	0	0	0
INDIAN SCHOOLS	0	0	0	0
MILITARY SYSTEMS	0	0	0	0

CHEMICAL USAGE OF FLUORIDATING SYSTEMS

	NUMBER	POPULATION
SODIUM FLUORIDE	0	0
SODIUM SILICOFLUORIDE	0	0
HYDROFLUOSILICIC ACID	2	589,000

POPULATION SERVED FLUORIDATED DRINKING WATER BY SOURCE SYSTEM,
CONSECUTIVE SYSTEM, AND COUNTY WITHIN STATE (AS OF 12/31/92)

DISTRICT OF COLUMBIA

WATER SYSTEMS AND CONSECUTIVE SYSTEMS SERVED	EPA ID NO	COUNTY	CHEM USED	STATUS	FLUOR START DATE	POP SERVED	NATURAL SYSTEMS NAT LEVEL	OPT LEVEL
WASHINGTON AQUEDUCT-CORPS ENG	0000001	DISTRICT OF COLUMBIA	Acid	ADJ	06/52	884000		1.0
ARLINGTON CO W&SD, VA	6013010	ARLINGTON		CONS		0		
FALLS CHURCH, VA (PART)	6610100	FAIRFAX		CONS		0		

TOTAL POPULATION SERVED BY SOURCE WATER SYSTEM - - - - - 884000

STATE SUMMARY DATA AS OF 12/31/92

FLORIDA

SYSTEM SIZE CLASSIFICATION

	FLUORIDATED SYSTEMS		PUBLIC WATER SYSTEMS	
	NUMBER OF SYSTEMS	TOTAL POPULATION	NUMBER OF SYSTEMS	TOTAL POPULATION
=<1,000	8	1,752	1,573	383,000
1,001-5,000	30	94,026	343	769,000
5,001-10,000	23	165,309	87	622,000
10,001-50,000	53	1,264,823	152	3,400,000
50,001-100,000	23	1,519,747	34	2,149,000
>100,000	12	4,807,540	24	6,156,000
TOTAL	149	7,853,197	2,213	13,480,000

FLUORIDATED SYSTEM CLASSIFICATION

	NUMBER	POPULATION	PERCENTAGE (POP.)
ADJUSTED	114	6,924,092	88.2
CONSECUTIVE	3	0	0.0
NATURAL	32	929,105	11.8
TOTAL	149	7,853,197	

SCHOOLS, INDIAN AND MILITARY SYSTEMS

	ADJUSTED		NATURAL	
	NUMBER	POP.	NUMBER	POP.
TOTAL SCHOOLS	0	0	0	0
INDIAN SYSTEMS	2	0	0	0
INDIAN SCHOOLS	0	0	0	0
MILITARY SYSTEMS	11	95,174	1	5,100

CHEMICAL USAGE OF FLUORIDATING SYSTEMS

	NUMBER	POPULATION
SODIUM FLUORIDE	6	49,336
SODIUM SILICOFUORIDE	10	2,593,842
HYDROFLUOSILICIC ACID	77	3,812,672

POPULATION SERVED FLUORIDATED DRINKING WATER BY SOURCE SYSTEM,
CONSECUTIVE SYSTEM, AND COUNTY WITHIN STATE (AS OF 12/31/92)

FLORIDA

WATER SYSTEMS AND CONSECUTIVE SYSTEMS SERVED	EPA ID NO	COUNTY	CHEM USED	STATUS	FLUOR START DATE	POP SERVED	NATURAL SYSTEMS NAT LEVEL	OPT LEVEL
ALACHUA	2010017	ALACHUA	NaF	ADJ	06/80	4816		0.8
TOTAL POPULATION SERVED BY SOURCE WATER SYSTEM - - - - -						4816		
ALTAMONTE SPRINGS	0000055	SEMINOLE	NaF	ADJ	02/91	39067		0.8
TOTAL POPULATION SERVED BY SOURCE WATER SYSTEM - - - - -						39067		
APALACHICOLA	1190150	FRANKLIN		NATL		2607	0.7	
TOTAL POPULATION SERVED BY SOURCE WATER SYSTEM - - - - -						2607		
ARCADIA	6140314	DE SOTO		NATL		6124	1.7	
TOTAL POPULATION SERVED BY SOURCE WATER SYSTEM - - - - -						6124		
ATLANTIC BEACH SYSTEM	2160200	DUVAL		NATL		12180	0.8	
TOTAL POPULATION SERVED BY SOURCE WATER SYSTEM - - - - -						12180		
AUBURNDALE	6530090	POLK	Acid	ADJ	10/86	18390		0.8
TOTAL POPULATION SERVED BY SOURCE WATER SYSTEM - - - - -						18390		
AVON PARK	5280049	HIGHLANDS	Acid	ADJ	06/81	14770		0.8
TOTAL POPULATION SERVED BY SOURCE WATER SYSTEM - - - - -						14770		
BAKER	1460043	OKALOOSA		NATL		1575	0.6	
TOTAL POPULATION SERVED BY SOURCE WATER SYSTEM - - - - -						1575		
BARTOW	0000001			NATL		16638	0.6	
TOTAL POPULATION SERVED BY SOURCE WATER SYSTEM - - - - -						16638		
BAY COUNTY	1030050	BAY	OTHER	ADJ	04/90	87091		0.8
TOTAL POPULATION SERVED BY SOURCE WATER SYSTEM - - - - -						87091		
BCU - 1A	4060167	BROWARD	Acid	ADJ	08/76	61453		0.8
BCU - 1B	4060168	BROWARD		CONS		0		
TOTAL POPULATION SERVED BY SOURCE WATER SYSTEM - - - - -						61453		
BCU - 2A	4060163	BROWARD	Acid	ADJ	08/76	71749		0.8
COCONUT CREEK	4061584	BROWARD		CONS		0		
TOTAL POPULATION SERVED BY SOURCE WATER SYSTEM - - - - -						71749		

POPULATION SERVED FLUORIDATED DRINKING WATER BY SOURCE SYSTEM,
CONSECUTIVE SYSTEM, AND COUNTY WITHIN STATE (AS OF 12/31/92)

FLORIDA

WATER SYSTEMS AND CONSECUTIVE SYSTEMS SERVED	EPA ID NO	COUNTY	CHEM USED	STATUS	FLUOR START DATE	POP SERVED	NATURAL SYSTEMS NAT LEVEL	OPT LEVEL
BCU - 3A	4060165	BROWARD	Acid	ADJ	08/76	18620		0.8
TOTAL POPULATION SERVED BY SOURCE WATER SYSTEM - - - - -						18620		
BCU - 3B	4060166	BROWARD	Acid	ADJ	08/76	22113		0.8
TOTAL POPULATION SERVED BY SOURCE WATER SYSTEM - - - - -						22113		
BELLAIRE	6520135	PINELLAS	OTHER	ADJ	02/89	4169		0.8
TOTAL POPULATION SERVED BY SOURCE WATER SYSTEM - - - - -						4169		
BELLE GLADE	4500105	PALM BEACH	Acid	ADJ	12/56	17711		0.8
TOTAL POPULATION SERVED BY SOURCE WATER SYSTEM - - - - -						17711		
BIG CYPRESS	1200002		NaF	ADJ	01/80	0		0.8
TOTAL POPULATION SERVED BY SOURCE WATER SYSTEM - - - - -						0		
BLOUNTSTOWN	1070685	CALHOUN		NATL		2726	0.8	
TOTAL POPULATION SERVED BY SOURCE WATER SYSTEM - - - - -						2726		
BROADVIEW COUNTY UTIL CORP	4060158	BROWARD		ADJ	00/00	8713		0.8
TOTAL POPULATION SERVED BY SOURCE WATER SYSTEM - - - - -						8713		
BROOKSVILLE	6272180	HERNANDO	Acid	ADJ	09/86	12500		0.8
TOTAL POPULATION SERVED BY SOURCE WATER SYSTEM - - - - -						12500		
CAPE CORAL	5360325	LEE		NATL		62841	0.5	
TOTAL POPULATION SERVED BY SOURCE WATER SYSTEM - - - - -						62841		
CENTURY	1170613	ESCAMBIA	OTHER	ADJ	07/87	2708		0.8
TOTAL POPULATION SERVED BY SOURCE WATER SYSTEM - - - - -						2708		
CHIPLEY	1670135	WASHINGTON	Acid	ADJ	06/87	4894		0.8
TOTAL POPULATION SERVED BY SOURCE WATER SYSTEM - - - - -						4894		
COCOA	3050223	BREVARD	Acid	ADJ	11/55	142324		0.8
TOTAL POPULATION SERVED BY SOURCE WATER SYSTEM - - - - -						142324		
COLLIER CO UTILITIES	5114069	COLLIER	Acid	ADJ	00/85	66213		0.8
TOTAL POPULATION SERVED BY SOURCE WATER SYSTEM - - - - -						66213		

POPULATION SERVED FLUORIDATED DRINKING WATER BY SOURCE SYSTEM,
CONSECUTIVE SYSTEM, AND COUNTY WITHIN STATE (AS OF 12/31/92)

FLORIDA

WATER SYSTEMS AND CONSECUTIVE SYSTEMS SERVED	EPA ID NO	COUNTY	CHEM USED	STATUS	FLUOR START DATE	POP SERVED	NATURAL SYSTEMS NAT LEVEL	OPT LEVEL
COOPER CITY	4060283	BROWARD	Acid	ADJ	05/91	28115		0.8
TOTAL POPULATION SERVED BY SOURCE WATER SYSTEM - - - - -						28115		
CORAL SPRINGS	4060290	BROWARD	Acid	ADJ	05/88	47150		0.8
TOTAL POPULATION SERVED BY SOURCE WATER SYSTEM - - - - -						47150		
CORAL SPRINGS IMP. DIST.	4060291	BROWARD	Acid	ADJ	03/92	27521		0.8
TOTAL POPULATION SERVED BY SOURCE WATER SYSTEM - - - - -						27521		
CORRY NAVAL STATION	1170814	ESCAMBIA		ADJ	/57	5000		0.8
TOTAL POPULATION SERVED BY SOURCE WATER SYSTEM - - - - -						5000		
CRESTVIEW	1460182	OKALOOSA	Acid	ADJ	04/85	11172		0.8
TOTAL POPULATION SERVED BY SOURCE WATER SYSTEM - - - - -						11172		
DANIA	4060253	BROWARD	Acid	ADJ	01/78	16678		0.8
TOTAL POPULATION SERVED BY SOURCE WATER SYSTEM - - - - -						16678		
DAVIE	4060344	BROWARD	Acid	ADJ	01/78	23464		0.8
TOTAL POPULATION SERVED BY SOURCE WATER SYSTEM - - - - -						23464		
DAYTONA BEACH	3640275	VOLUSIA	NaSif6	ADJ	01/66	80822		0.8
TOTAL POPULATION SERVED BY SOURCE WATER SYSTEM - - - - -						80822		
DELRAY BEACH	4600361	PALM BEACH	Acid	ADJ	04/91	57054		0.8
TOTAL POPULATION SERVED BY SOURCE WATER SYSTEM - - - - -						57054		
DESTIN	1460202	OKALOOSA		NATL		9190	0.8	
TOTAL POPULATION SERVED BY SOURCE WATER SYSTEM - - - - -						9190		
DUNEDIN	6520486	PINELLAS	Acid	ADJ	11/92	35000		0.8
TOTAL POPULATION SERVED BY SOURCE WATER SYSTEM - - - - -						35000		
EGLIN AFB	1460828	OKALOOSA		ADJ		10000		0.8
TOTAL POPULATION SERVED BY SOURCE WATER SYSTEM - - - - -						10000		

POPULATION SERVED FLUORIDATED DRINKING WATER BY SOURCE SYSTEM,
CONSECUTIVE SYSTEM, AND COUNTY WITHIN STATE (AS OF 12/31/92)

FLORIDA

WATER SYSTEMS AND CONSECUTIVE SYSTEMS SERVED	EPA ID NO	COUNTY	CHEM USED	STATUS	FLUOR START DATE	POP SERVED	NATURAL SYSTEMS NAT LEVEL	OPT LEVEL
EUSTIS	3350346	LAKE	Acid	ADJ	05/84	18656		0.8
TOTAL POPULATION SERVED BY SOURCE WATER SYSTEM - - - - -						18656		
FERNANDINA BEACH	2450364	NASSAU		NATL		9286	0.7	
TOTAL POPULATION SERVED BY SOURCE WATER SYSTEM - - - - -						9286		
FERNCREST	4060419	BROWARD	Acid	ADJ	01/78	5562		0.8
TOTAL POPULATION SERVED BY SOURCE WATER SYSTEM - - - - -						5562		
FLORIDA CITY	5110117	COLLIER	Acid	ADJ	07/89	8900		0.8
TOTAL POPULATION SERVED BY SOURCE WATER SYSTEM - - - - -						8900		
FLORIDA KEYS AQUEDUCT	5444047	MONROE	NaSiF6	ADJ	11/81	79536		0.8
TOTAL POPULATION SERVED BY SOURCE WATER SYSTEM - - - - -						79536		
FORT MYERS	5360102	LEE	Acid	ADJ	01/75	51517		0.8
TOTAL POPULATION SERVED BY SOURCE WATER SYSTEM - - - - -						51517		
FORT PIERCE	4560490	ST. LUCIE	Acid	ADJ	06/63	47782		0.8
TOTAL POPULATION SERVED BY SOURCE WATER SYSTEM - - - - -						47782		
FORT WALTON BEACH	1460144	OKALOOSA		NATL		23556	1.6	
TOTAL POPULATION SERVED BY SOURCE WATER SYSTEM - - - - -						23556		
FT LAUDERDALE	4060486	BROWARD	Acid	ADJ	05/81	244023		0.8
TOTAL POPULATION SERVED BY SOURCE WATER SYSTEM - - - - -						244023		
GAINESVILLE	2010946	ALACHUA	Acid	ADJ	10/49	131407		0.8
TOTAL POPULATION SERVED BY SOURCE WATER SYSTEM - - - - -						131407		
GREATER PINE ISLAND	5360322	LEE		NATL		4613	0.5	
TOTAL POPULATION SERVED BY SOURCE WATER SYSTEM - - - - -						4613		
GREEN COVE SPRINGS	2100437	CLAY	Acid	ADJ	12/82	5686		0.8
TOTAL POPULATION SERVED BY SOURCE WATER SYSTEM - - - - -						5686		
GRETN	1200688	GADSEN	Acid	ADJ	08/88	1568		0.8
TOTAL POPULATION SERVED BY SOURCE WATER SYSTEM - - - - -						1568		

POPULATION SERVED FLUORIDATED DRINKING WATER BY SOURCE SYSTEM,
CONSECUTIVE SYSTEM, AND COUNTY WITHIN STATE (AS OF 12/31/92)

FLORIDA

WATER SYSTEMS AND CONSECUTIVE SYSTEMS SERVED	EPA ID NO	COUNTY	CHEM USED	STATUS	FLUOR START DATE	POP SERVED	NATURAL SYSTEMS NAT LEVEL	OPT LEVEL
GULF BREEZE	0000056	SANTA ROSA			NATL	5530	0.7	
TOTAL POPULATION SERVED BY SOURCE WATER SYSTEM - - - - -						5530		
HAINES CITY	6532232	POLK	Acid	ADJ	08/86	15565	0.8	
TOTAL POPULATION SERVED BY SOURCE WATER SYSTEM - - - - -						15565		
HALLANDALE	4060573	BROWARD	Acid	ADJ	/75	38176	0.8	
TOTAL POPULATION SERVED BY SOURCE WATER SYSTEM - - - - -						38176		
HASTINGS	2550476	ST. JOHNS			NATL	610	0.8	
TOTAL POPULATION SERVED BY SOURCE WATER SYSTEM - - - - -						610		
HAWTHORNE	2010477	ALACHUA	NaF	ADJ	06/81	1638	0.8	
TOTAL POPULATION SERVED BY SOURCE WATER SYSTEM - - - - -						1638		
HIGH SPRINGS	2010201	ALACHUA	NaF	ADJ	01/79	3815	0.8	
TOTAL POPULATION SERVED BY SOURCE WATER SYSTEM - - - - -						3815		
HILLSBORO BEACH	4060615	BROWARD	Acid	ADJ	02/82	1586	0.8	
TOTAL POPULATION SERVED BY SOURCE WATER SYSTEM - - - - -						1586		
HOLLYWOOD	4060642	BROWARD	Acid	ADJ	06/77	147271	0.8	
BCU - 3C	4060162	BROWARD		CONS		0		
TOTAL POPULATION SERVED BY SOURCE WATER SYSTEM - - - - -						147271		
HOMESTEAD	4130645	DADE	Acid	ADJ	01/85	28987	0.8	
TOTAL POPULATION SERVED BY SOURCE WATER SYSTEM - - - - -						28987		
HURLBURT FIELD	1460782	OKALOOSA			NATL	5100	1.0	
TOTAL POPULATION SERVED BY SOURCE WATER SYSTEM - - - - -						5100		
INDIAN RIVER CO UTIL	0000057	INDIAN RIVER	OTHER	ADJ	09/91	15900	0.8	
TOTAL POPULATION SERVED BY SOURCE WATER SYSTEM - - - - -						15900		
INLET BEACH	0000002	ST. JOHNS			NATL	5945	0.7	
TOTAL POPULATION SERVED BY SOURCE WATER SYSTEM - - - - -						5945		

POPULATION SERVED FLUORIDATED DRINKING WATER BY SOURCE SYSTEM,
CONSECUTIVE SYSTEM, AND COUNTY WITHIN STATE (AS OF 12/31/92)

FLORIDA

WATER SYSTEMS AND CONSECUTIVE SYSTEMS SERVED	EPA ID NO	COUNTY	CHEM USED	STATUS	FLUOR START DATE	POP SERVED	NATURAL SYSTEMS NAT LEVEL	OPT LEVEL
INVERNESS	6090861	CITRUS	OTHER	ADJ	11/87	10953		0.8
TOTAL POPULATION SERVED BY SOURCE WATER SYSTEM - - - - -						10953		
JACKSONVILLE	2161327	DUVAL		NATL		642426		0.6
TOTAL POPULATION SERVED BY SOURCE WATER SYSTEM - - - - -						642426		
JACKSONVILLE BEACH	0000003	DAVAL		NATL		18588		0.6
TOTAL POPULATION SERVED BY SOURCE WATER SYSTEM - - - - -						18588		
KISSIMMEE	3490751	OSCEOLA	Acid	ADJ	05/81	36474		0.8
TOTAL POPULATION SERVED BY SOURCE WATER SYSTEM - - - - -						36474		
LAKE ALFRED	6530321	POLK	Acid	ADJ	11/82	4168		0.8
TOTAL POPULATION SERVED BY SOURCE WATER SYSTEM - - - - -						4168		
LAKE CITY	2120630	COLUMBIA	NaSiF6	ADJ	12/82	18200		0.8
TOTAL POPULATION SERVED BY SOURCE WATER SYSTEM - - - - -						18200		
LAKE MARY	3590201	SEMINOLE	Acid	ADJ	09/87	10630		0.8
TOTAL POPULATION SERVED BY SOURCE WATER SYSTEM - - - - -						10630		
LAKELAND	6531014	POLK	Acid	ADJ	03/82	130651		0.8
TOTAL POPULATION SERVED BY SOURCE WATER SYSTEM - - - - -						130651		
LAUDERHILL	4060787	BROWARD	Acid	ADJ	03/75	44341		0.8
TOTAL POPULATION SERVED BY SOURCE WATER SYSTEM - - - - -						44341		
LAWTEY WATER DEPT.	2040648	BRADFORD		NATL		692		0.6
TOTAL POPULATION SERVED BY SOURCE WATER SYSTEM - - - - -						692		
LEESBURG	3350745	LAKE	NaSiF6	ADJ	/62	19611		0.8
TOTAL POPULATION SERVED BY SOURCE WATER SYSTEM - - - - -						19611		
LIVE OAK	2610203	SUWANEE	Acid	ADJ	04/82	7266		0.8
TOTAL POPULATION SERVED BY SOURCE WATER SYSTEM - - - - -						7266		

POPULATION SERVED FLUORIDATED DRINKING WATER BY SOURCE SYSTEM,
CONSECUTIVE SYSTEM, AND COUNTY WITHIN STATE (AS OF 12/31/92)

FLORIDA

WATER SYSTEMS AND CONSECUTIVE SYSTEMS SERVED	EPA ID NO	COUNTY	CHEM USED	STATUS	FLUOR START DATE	POP SERVED	NATURAL SYSTEMS NAT LEVEL	OPT LEVEL
LONGWOOD	3590202	SEMINOLE	Acid	ADJ	06/82	13958		0.8
TOTAL POPULATION SERVED BY SOURCE WATER SYSTEM - - - - -						13958		
MACDILL AFB		HILLSBOROUGH		ADJ	/59	8000		0.8
TOTAL POPULATION SERVED BY SOURCE WATER SYSTEM - - - - -						8000		
MADISON	2400205	MADISON	Acid	ADJ	05/85	4900		0.8
TOTAL POPULATION SERVED BY SOURCE WATER SYSTEM - - - - -						4900		
MAITLAND	3480203	ORANGE	Acid	ADJ	03/78	11914		0.8
TOTAL POPULATION SERVED BY SOURCE WATER SYSTEM - - - - -						11914		
MARGATE	4060845	BROWARD	Acid	ADJ	11/77	87952		0.8
TOTAL POPULATION SERVED BY SOURCE WATER SYSTEM - - - - -						87952		
MARIANNA	1320449	JACKSON	Acid	ADJ	12/87	7392		0.8
TOTAL POPULATION SERVED BY SOURCE WATER SYSTEM - - - - -						7392		
MARY ESTHER	0000004	OKALOOSA		NATL		4351	0.8	
TOTAL POPULATION SERVED BY SOURCE WATER SYSTEM - - - - -						4351		
MAYPORT NAVAL STA	2160734	DUVAL		ADJ		2702		0.8
TOTAL POPULATION SERVED BY SOURCE WATER SYSTEM - - - - -						2702		
MELBOURNE	3051447	BREVARD	NaSiF6	ADJ	11/66	150505		0.8
TOTAL POPULATION SERVED BY SOURCE WATER SYSTEM - - - - -						150505		
MEXICO BEACH	1030467	BAY		NATL		1227	3.6	
TOTAL POPULATION SERVED BY SOURCE WATER SYSTEM - - - - -						1227		
MIAMI	4130871	DADE	NaSiF6	ADJ	04/52	1767119		0.8
TOTAL POPULATION SERVED BY SOURCE WATER SYSTEM - - - - -						1767119		
MICCOSUKEE	1210001		NaF	ADJ	01/80	0		0.8
TOTAL POPULATION SERVED BY SOURCE WATER SYSTEM - - - - -						0		
MILTON	1570146	SANTA ROSA	Acid	ADJ	05/85	14238		0.8
TOTAL POPULATION SERVED BY SOURCE WATER SYSTEM - - - - -						14238		

POPULATION SERVED FLUORIDATED DRINKING WATER BY SOURCE SYSTEM,
CONSECUTIVE SYSTEM, AND COUNTY WITHIN STATE (AS OF 12/31/92)

FLORIDA

WATER SYSTEMS AND CONSECUTIVE SYSTEMS SERVED	EPA ID NO	COUNTY	CHEM USED	STATUS	FLUOR START DATE	POP SERVED	NATURAL NAT LEVEL	SYSTEMS OPT LEVEL
MIRAMAR	4060925	BROWARD	Acid	ADJ	/75	43495		0.8
TOTAL POPULATION SERVED BY SOURCE WATER SYSTEM - - - - -						43495		
MONTICELLO	1330478	JEFFERSON	Acid	ADJ	03/88	3822		0.8
TOTAL POPULATION SERVED BY SOURCE WATER SYSTEM - - - - -						3822		
NAPLES	5110198	COLLIER		ADJ	01/59	54494		0.8
TOTAL POPULATION SERVED BY SOURCE WATER SYSTEM - - - - -						54494		
NAV AIR STA - CECIL	2160795	DUVAL		ADJ		6070		0.8
TOTAL POPULATION SERVED BY SOURCE WATER SYSTEM - - - - -						6070		
NAV AIR STA - ESCAMBIA	1170548	ESCAMBIA		ADJ	/57	15000		0.8
TOTAL POPULATION SERVED BY SOURCE WATER SYSTEM - - - - -						15000		
NAV AIR STA - KEY WEST		MONROE		ADJ		6092		0.8
TOTAL POPULATION SERVED BY SOURCE WATER SYSTEM - - - - -						6092		
NAV AIR STA - WHITING	1570489	SANTA ROSA		ADJ	/57	4088		0.8
TOTAL POPULATION SERVED BY SOURCE WATER SYSTEM - - - - -						4088		
NAVARRE BEACH	1170590	ESCAMBIA		NATL		2285	1.3	
TOTAL POPULATION SERVED BY SOURCE WATER SYSTEM - - - - -						2285		
NEPTUNE BEACH	2160206	DUVAL		NATL		6956	0.8	
TOTAL POPULATION SERVED BY SOURCE WATER SYSTEM - - - - -						6956		
NEW PORT RICHEY	0000058	PASCO	OTHER	ADJ	09/90	26009		0.8
TOTAL POPULATION SERVED BY SOURCE WATER SYSTEM - - - - -						26009		
NEW SMYRNA BEACH	3640876	VOLUSIA	NaSiF6	ADJ	06/83	35354		0.8
TOTAL POPULATION SERVED BY SOURCE WATER SYSTEM - - - - -						35354		
NICEVILLE	1460147	OKALOOSA	Acid	ADJ	07/81	15260		0.8
TOTAL POPULATION SERVED BY SOURCE WATER SYSTEM - - - - -						15260		

POPULATION SERVED FLUORIDATED DRINKING WATER BY SOURCE SYSTEM,
CONSECUTIVE SYSTEM, AND COUNTY WITHIN STATE (AS OF 12/31/92)

FLORIDA

WATER SYSTEMS AND CONSECUTIVE SYSTEMS SERVED	EPA ID NO	COUNTY	CHEM USED	STATUS	FLUOR START DATE	POP SERVED	NATURAL SYSTEMS NAT LEVEL	OPT LEVEL
NORTH BEACH UTILITY	2550812	ST. JOHNS		NATL		2175	0.9	
TOTAL POPULATION SERVED BY SOURCE WATER SYSTEM - - - - -						2175		
NORTH LAUDERDALE	4060976	BROWARD	Acid	ADJ	10/76	24609		0.8
TOTAL POPULATION SERVED BY SOURCE WATER SYSTEM - - - - -						24609		
NORTH MIAMI	4130977	DADE		ADJ		69015		0.8
TOTAL POPULATION SERVED BY SOURCE WATER SYSTEM - - - - -						69015		
NORTH SPRINGS IMP DIST	4064390	BROWARD	Acid	ADJ	03/92	7669		0.8
TOTAL POPULATION SERVED BY SOURCE WATER SYSTEM - - - - -						7669		
OCALA	3420922	MARION	Acid	ADJ	11/56	47576		0.8
TOTAL POPULATION SERVED BY SOURCE WATER SYSTEM - - - - -						47576		
OCOE	3480204	ORANGE	OTHER	ADJ	05/88	14220		0.8
TOTAL POPULATION SERVED BY SOURCE WATER SYSTEM - - - - -						14220		
OKEECHOBEE	4470257	OKEECHOBEE	Acid	ADJ	05/82	14700		0.8
TOTAL POPULATION SERVED BY SOURCE WATER SYSTEM - - - - -						14700		
ORLANDO	3480962	ORANGE	NaSif6	ADJ	11/56	390700		0.8
TOTAL POPULATION SERVED BY SOURCE WATER SYSTEM - - - - -						390700		
ORLANDO NAVAL TNG		ORANGE		ADJ	11/56	20000		0.8
TOTAL POPULATION SERVED BY SOURCE WATER SYSTEM - - - - -						20000		
ORMOND BEACH	3640963	VOLUSIA	Acid	ADJ	08/61	56300		0.8
TOTAL POPULATION SERVED BY SOURCE WATER SYSTEM - - - - -						56300		
PALM VALLEY	2550866	ST. JOHNS		NATL		450	0.9	
TOTAL POPULATION SERVED BY SOURCE WATER SYSTEM - - - - -						450		
PALMETTO	6410322	MANATEE		NATL		9227	1.1	
TOTAL POPULATION SERVED BY SOURCE WATER SYSTEM - - - - -						9227		
PANAMA CITY BEACH	0000000	BAY		NATL		5470	1.5	
TOTAL POPULATION SERVED BY SOURCE WATER SYSTEM - - - - -						5470		

POPULATION SERVED FLUORIDATED DRINKING WATER BY SOURCE SYSTEM,
CONSECUTIVE SYSTEM, AND COUNTY WITHIN STATE (AS OF 12/31/92)

FLORIDA

WATER SYSTEMS AND CONSECUTIVE SYSTEMS SERVED	EPA ID NO	COUNTY	CHEM USED	STATUS	FLUOR START DATE	POP SERVED	NATURAL SYSTEMS NAT LEVEL	OPT LEVEL
PARKLAND	0000059	BROWARD	OTHER	ADJ	01/90	1526		0.8
TOTAL POPULATION SERVED BY SOURCE WATER SYSTEM - - - - -						1526		
PATRICK AFB		BREVARD		ADJ	11/55	12722		0.8
TOTAL POPULATION SERVED BY SOURCE WATER SYSTEM - - - - -						12722		
PEMBROKE PINES	4061083	BROWARD	OTHER	ADJ	02/89	74225		0.8
TOTAL POPULATION SERVED BY SOURCE WATER SYSTEM - - - - -						74225		
PLANTATION	4061121	BROWARD	Acid	ADJ	01/78	70000		0.8
TOTAL POPULATION SERVED BY SOURCE WATER SYSTEM - - - - -						70000		
PONTE VEDRA BEACH	2550908	ST. JOHNS		NATL		3790	0.8	
TOTAL POPULATION SERVED BY SOURCE WATER SYSTEM - - - - -						3790		
PORT ORANGE	3641044	VOLUSIA	Acid	ADJ	06/82	54488		0.8
TOTAL POPULATION SERVED BY SOURCE WATER SYSTEM - - - - -						54488		
PORT ST JOE	1230545	GULF		NATL		4186	0.8	
TOTAL POPULATION SERVED BY SOURCE WATER SYSTEM - - - - -						4186		
QUINCY	1200551	GADSDEN	OTHER	ADJ	10/88	9506		0.8
TOTAL POPULATION SERVED BY SOURCE WATER SYSTEM - - - - -						9506		
ROYAL UTILITIES	4061517	BROWARD	Acid	ADJ	00/75	3000		0.8
TOTAL POPULATION SERVED BY SOURCE WATER SYSTEM - - - - -						3000		
SAINT CLOUD	3491373	OSCEOLA	Acid	ADJ	03/75	19790		0.8
TOTAL POPULATION SERVED BY SOURCE WATER SYSTEM - - - - -						19790		
SANFORD	3590205	SEMINOLE	NaSiF6	ADJ	01/66	37048		0.8
TOTAL POPULATION SERVED BY SOURCE WATER SYSTEM - - - - -						37048		
SARASOTA	6580326	SARASOTA		NATL		51781	1.0	
TOTAL POPULATION SERVED BY SOURCE WATER SYSTEM - - - - -						51781		

POPULATION SERVED FLUORIDATED DRINKING WATER BY SOURCE SYSTEM,
CONSECUTIVE SYSTEM, AND COUNTY WITHIN STATE (AS OF 12/31/92)

FLORIDA

WATER SYSTEMS AND CONSECUTIVE SYSTEMS SERVED	EPA ID NO	COUNTY	CHEM USED	STATUS	FLUOR START DATE	POP SERVED	NATURAL SYSTEMS NAT LEVEL	OPT LEVEL
SEBRING	5280250	HIGHLANDS	Acid	ADJ	11/79	35718		0.8
TOTAL POPULATION SERVED BY SOURCE WATER SYSTEM - - - - -						35718		
SEMINOLE CO	3590571	SEMINOLE	Acid	ADJ	12/88	61046		0.8
TOTAL POPULATION SERVED BY SOURCE WATER SYSTEM - - - - -						61046		
SOUTH BROWARD UTIL	0000061	BROWARD	Acid	ADJ	00/00	6125		0.8
TOTAL POPULATION SERVED BY SOURCE WATER SYSTEM - - - - -						6125		
ST. PETERSBURG	0000060	PINELLAS	Acid	ADJ	12/92	470159		0.8
TOTAL POPULATION SERVED BY SOURCE WATER SYSTEM - - - - -						470159		
SUNRISE #1	4061410	BROWARD	Acid	ADJ	11/83	63140		0.8
TOTAL POPULATION SERVED BY SOURCE WATER SYSTEM - - - - -						63140		
SUNRISE #2	4071407	BROWARD	Acid	ADJ	11/83	21175		0.8
TOTAL POPULATION SERVED BY SOURCE WATER SYSTEM - - - - -						21175		
TALLAHASSEE	1370655	LEON	Acid	ADJ	08/88	132450		0.8
TOTAL POPULATION SERVED BY SOURCE WATER SYSTEM - - - - -						132450		
TAMARAC	4061249	BROWARD	Acid	ADJ	05/88	56868		0.8
TOTAL POPULATION SERVED BY SOURCE WATER SYSTEM - - - - -						56868		
TAMPA	6290327	HILLSBOROUGH	Acid	ADJ	03/88	458505		0.8
TOTAL POPULATION SERVED BY SOURCE WATER SYSTEM - - - - -						458505		
TAVARES	3351333	LAKE	Acid	ADJ	08/83	11206		0.8
TOTAL POPULATION SERVED BY SOURCE WATER SYSTEM - - - - -						11206		
TEMPLE TERRACE UTILITY	6291791	HILLSBOROUGH	Acid	ADJ		30534		0.8
TOTAL POPULATION SERVED BY SOURCE WATER SYSTEM - - - - -						30534		
TITUSVILLE	3051367	BREVARD	Acid	ADJ	06/83	58835		0.8
TOTAL POPULATION SERVED BY SOURCE WATER SYSTEM - - - - -						58835		
TYNDALL AFB		BAY		ADJ		5500		0.8
TOTAL POPULATION SERVED BY SOURCE WATER SYSTEM - - - - -						5500		

POPULATION SERVED FLUORIDATED DRINKING WATER BY SOURCE SYSTEM,
CONSECUTIVE SYSTEM, AND COUNTY WITHIN STATE (AS OF 12/31/92)

FLORIDA

WATER SYSTEMS AND CONSECUTIVE SYSTEMS SERVED	EPA ID NO	COUNTY	CHEM USED	STATUS	FLUOR START DATE	POP SERVED	NATURAL SYSTEMS NAT LEVEL	OPT LEVEL
UMATILLA	3351402	LAKE	Acid	ADJ	08/84	3111		0.8
TOTAL POPULATION SERVED BY SOURCE WATER SYSTEM - - - - -						3111		
US SUGAR CORP	5260297	HENDRY	NaSif6	ADJ	10/51	14947		0.8
TOTAL POPULATION SERVED BY SOURCE WATER SYSTEM - - - - -						14947		
VERO BEACH	3310206	INDIAN RIVER	Acid	ADJ	09/84	35158		0.8
TOTAL POPULATION SERVED BY SOURCE WATER SYSTEM - - - - -						35158		
WAUCHULA	6250329	HARDEE		NATL		3425	0.7	
TOTAL POPULATION SERVED BY SOURCE WATER SYSTEM - - - - -						3425		
WEST PALM BEACH	0000062	PALM BEACH	Acid	ADJ	07/91	67923		0.8
TOTAL POPULATION SERVED BY SOURCE WATER SYSTEM - - - - -						67923		
WEWAHITCHKA	1230734	GULF		NATL		1903	1.2	
TOTAL POPULATION SERVED BY SOURCE WATER SYSTEM - - - - -						1903		
WINTER HAVEN	6531992	POLK	Acid	ADJ	01/90	41684		0.8
TOTAL POPULATION SERVED BY SOURCE WATER SYSTEM - - - - -						41684		
WINTER PARK	0000006	ORANGE	Acid	ADJ	07/86	75404		0.8
TOTAL POPULATION SERVED BY SOURCE WATER SYSTEM - - - - -						75404		
ZOLFO SPRINGS	6250332	HARDEE		NATL		1652	1.1	
TOTAL POPULATION SERVED BY SOURCE WATER SYSTEM - - - - -						1652		

STATE SUMMARY DATA AS OF 12/31/92

GEORGIA

SYSTEM SIZE CLASSIFICATION

	FLUORIDATED SYSTEMS		PUBLIC WATER SYSTEMS	
	NUMBER OF SYSTEMS	TOTAL POPULATION	NUMBER OF SYSTEMS	TOTAL POPULATION
=<1,000	64	38,488	1,317	259,000
1,001-5,000	154	424,504	218	537,000
5,001-10,000	49	351,035	52	369,000
10,001-50,000	52	1,139,610	61	1,300,000
50,001-100,000	11	809,844	10	750,000
>100,000	9	2,874,843	9	2,908,000
TOTAL	339	5,638,324	1,667	6,122,000

FLUORIDATED SYSTEM CLASSIFICATION

	NUMBER	POPULATION	PERCENTAGE (POP.)
ADJUSTED	275	4,825,604	85.6
CONSECUTIVE	54	787,128	14.0
NATURAL	10	25,592	0.5
TOTAL	339	5,638,324	

SCHOOLS, INDIAN AND MILITARY SYSTEMS

	ADJUSTED		NATURAL	
	NUMBER	POP.	NUMBER	POP.
TOTAL SCHOOLS	0	0	0	0
INDIAN SYSTEMS	0	0	0	0
INDIAN SCHOOLS	0	0	0	0
MILITARY SYSTEMS	6	92,664	0	0

CHEMICAL USAGE OF FLUORIDATING SYSTEMS

	NUMBER	POPULATION
SODIUM FLUORIDE	142	1,046,170
SODIUM SILICOFLUORIDE	47	952,788
HYDROFLUOSILICIC ACID	140	3,613,774

POPULATION SERVED FLUORIDATED DRINKING WATER BY SOURCE SYSTEM,
CONSECUTIVE SYSTEM, AND COUNTY WITHIN STATE (AS OF 12/31/92)

GEORGIA

WATER SYSTEMS AND CONSECUTIVE SYSTEMS SERVED	EPA ID NO	COUNTY	CHEM USED	STATUS	FLUOR START DATE	POP SERVED	NATURAL SYSTEMS NAT LEVEL	OPT LEVEL
ABBEVILLE	3150000	WILCOX	Acid	ADJ	04/89	1400		1.0
TOTAL POPULATION SERVED BY SOURCE WATER SYSTEM - - - - -						1400		
ADAIRSVILLE	0150000	BARTOW	NaF	ADJ	/79	3600		1.0
TOTAL POPULATION SERVED BY SOURCE WATER SYSTEM - - - - -						3600		
ALAMO	3090000	WHEELER	Acid	ADJ	08/88	1100		1.0
TOTAL POPULATION SERVED BY SOURCE WATER SYSTEM - - - - -						1100		
ALAPAHA	0190000	BERRIEN	Acid	ADJ	06/89	713		1.0
TOTAL POPULATION SERVED BY SOURCE WATER SYSTEM - - - - -						713		
ALBANY	0950000	DOUGHERTY	NaSiF6	ADJ	09/53	85000		1.0
TOTAL POPULATION SERVED BY SOURCE WATER SYSTEM - - - - -						85000		
ALCOVY SHORES WA	1590004	JASPER		NATL		478	1.8	
TOTAL POPULATION SERVED BY SOURCE WATER SYSTEM - - - - -						478		
ALMA	0050000	BACON	Acid	ADJ	/74	3819		1.0
TOTAL POPULATION SERVED BY SOURCE WATER SYSTEM - - - - -						3819		
AMERICUS	2610000	SUMTER	NaF	ADJ	/74	16528		1.0
TOTAL POPULATION SERVED BY SOURCE WATER SYSTEM - - - - -						16528		
ARABI	0810000	CRISP	Acid	ADJ	/53	300		1.0
TOTAL POPULATION SERVED BY SOURCE WATER SYSTEM - - - - -						300		
ARLINGTON	0370000	CALHOUN	NaF	ADJ	/79	1586		1.0
TOTAL POPULATION SERVED BY SOURCE WATER SYSTEM - - - - -						1586		
ASHBURN	2870000	TURNER	Acid	ADJ	09/72	5000		1.0
TOTAL POPULATION SERVED BY SOURCE WATER SYSTEM - - - - -						5000		
ATHENS	0590000	CLARKE	NaSiF6	ADJ	05/51	80000		1.0
TOTAL POPULATION SERVED BY SOURCE WATER SYSTEM - - - - -						80000		
ATLANTA	1210001	FULTON	Acid	ADJ	07/69	649836		1.0

POPULATION SERVED FLUORIDATED DRINKING WATER BY SOURCE SYSTEM,
CONSECUTIVE SYSTEM, AND COUNTY WITHIN STATE (AS OF 12/31/92)

GEORGIA

WATER SYSTEMS AND CONSECUTIVE SYSTEMS SERVED	EPA ID NO	COUNTY	CHEM USED	STATUS	FLUOR START DATE	POP SERVED	NATURAL SYSTEMS NAT LEVEL	OPT LEVEL
FAIRBURN	0600596	FULTON		CONS		4400		
FOREST PARK	0310309	CLAYTON		CONS		19300		
FULTON CO (PART)	1210005	FULTON		CONS		60000		
HAPEVILLE	1210006	FULTON		CONS		4800		
UNION CITY	1210010	FULTON		CONS		4800		
TOTAL POPULATION SERVED BY SOURCE WATER SYSTEM - - - - -						743136		
ATLANTA-FULTON CO.	1210005	FULTON	Acid	ADJ	06/92	60000		1.0
TOTAL POPULATION SERVED BY SOURCE WATER SYSTEM - - - - -						60000		
AUBURN	0130000	BARROW	NaF	ADJ	/79	4641		1.0
TOTAL POPULATION SERVED BY SOURCE WATER SYSTEM - - - - -						4641		
AUGUSTA	2450000	RICHMOND	Acid	ADJ	07/55	92000		1.0
TOTAL POPULATION SERVED BY SOURCE WATER SYSTEM - - - - -						92000		
AVERA	1630000	JEFFERSON	NaF	ADJ	09/88	298		1.0
TOTAL POPULATION SERVED BY SOURCE WATER SYSTEM - - - - -						298		
BACONTON	2050000	MITCHELL	Acid	ADJ	/75	800		1.0
TOTAL POPULATION SERVED BY SOURCE WATER SYSTEM - - - - -						800		
BAINBRIDGE	0430416	DECATUR	Acid	ADJ	/74	11500		1.0
TOTAL POPULATION SERVED BY SOURCE WATER SYSTEM - - - - -						11500		
BALL GROUND	0570000	CHEROKEE	NaF	ADJ	/79	1273		1.0
TOTAL POPULATION SERVED BY SOURCE WATER SYSTEM - - - - -						1273		
BARNESVILLE	1710000	LAMAR	NaSiF6	ADJ	05/55	6279		1.0
MILNER	1710001	LAMAR		CONS		350		
TOTAL POPULATION SERVED BY SOURCE WATER SYSTEM - - - - -						6629		
BARTOW COUNTY	0150001	BARTOW	NaF	ADJ	05/87	22000		1.0
TOTAL POPULATION SERVED BY SOURCE WATER SYSTEM - - - - -						22000		
BAXLEY	0010000	APPLING	Acid	ADJ	09/81	5000		1.0
TOTAL POPULATION SERVED BY SOURCE WATER SYSTEM - - - - -						5000		

POPULATION SERVED FLUORIDATED DRINKING WATER BY SOURCE SYSTEM,
CONSECUTIVE SYSTEM, AND COUNTY WITHIN STATE (AS OF 12/31/92)

GEORGIA

WATER SYSTEMS AND CONSECUTIVE SYSTEMS SERVED	EPA ID NO	COUNTY	CHEM USED	STATUS	FLUOR START DATE	POP SERVED	NATURAL SYSTEMS NAT LEVEL	OPT LEVEL
BERRY SCHOOLS	1150003	FLOYD	NaSiF6	ADJ	/68	2000		1.0
TOTAL POPULATION SERVED BY SOURCE WATER SYSTEM						2000		
BLACKSHEAR	2290000	PIERCE	Acid	ADJ	/74	3500		1.0
TOTAL POPULATION SERVED BY SOURCE WATER SYSTEM						3500		
BLAIRSVILLE	2910000	UNION	Acid	ADJ	/75	3100		1.0
TOTAL POPULATION SERVED BY SOURCE WATER SYSTEM						3100		
BLAKELY	0990000	EARLY	Acid	ADJ	10/65	6000		1.0
TOTAL POPULATION SERVED BY SOURCE WATER SYSTEM						6000		
BLUE RIDGE	1110000	FANNIN	NaF	ADJ	/75	4830		1.0
TOTAL POPULATION SERVED BY SOURCE WATER SYSTEM						4830		
BOSTON	2750000	THOMAS	NaF	ADJ	08/84	1500		1.0
TOTAL POPULATION SERVED BY SOURCE WATER SYSTEM						1500		
BOWDON	0450000	CARROLL	Acid	ADJ	/79	4000		1.0
TOTAL POPULATION SERVED BY SOURCE WATER SYSTEM						4000		
BOWERSVILLE	1470008	HART	NaF	ADJ	02/83	300		1.0
TOTAL POPULATION SERVED BY SOURCE WATER SYSTEM						300		
BOWMAN	1050000	ELBERT	Acid	ADJ	01/89	861		1.0
TOTAL POPULATION SERVED BY SOURCE WATER SYSTEM						861		
BREMEN	1430000	HARALSON	Acid	ADJ	/75	6000		1.0
TOTAL POPULATION SERVED BY SOURCE WATER SYSTEM						6000		
BRONWOOD	2730000	TERRELL	Acid	ADJ	/74	513		1.0
TOTAL POPULATION SERVED BY SOURCE WATER SYSTEM						513		
BROOKS	1130000	FAYETTE	NaF	ADJ	/75	300		1.0
TOTAL POPULATION SERVED BY SOURCE WATER SYSTEM						300		
BROXTON	0690001	COFFEE	Acid	ADJ	08/85	1500		1.0
TOTAL POPULATION SERVED BY SOURCE WATER SYSTEM						1500		

POPULATION SERVED FLUORIDATED DRINKING WATER BY SOURCE SYSTEM,
CONSECUTIVE SYSTEM, AND COUNTY WITHIN STATE (AS OF 12/31/92)

GEORGIA

WATER SYSTEMS AND CONSECUTIVE SYSTEMS SERVED	EPA ID NO	COUNTY	CHEM USED	STATUS	FLUOR START DATE	POP SERVED	NATURAL SYSTEMS NAT LEVEL	OPT LEVEL
BRUNSWICK	1270000	GLYNN	Acid	ADJ	04/82	27820		1.0
TOTAL POPULATION SERVED BY SOURCE WATER SYSTEM - - - - -						27820		
BUENA VISTA	1970000	MARION	NaF	ADJ	07/79	2000		1.0
TOTAL POPULATION SERVED BY SOURCE WATER SYSTEM - - - - -						2000		
BUFORD	1350000	GWINNETT	NaF	ADJ	11/68	8410		1.0
TOTAL POPULATION SERVED BY SOURCE WATER SYSTEM - - - - -						8410		
BUTLER	2690000	TAYLOR	Acid	ADJ	/74	3120		1.0
TOTAL POPULATION SERVED BY SOURCE WATER SYSTEM - - - - -						3120		
BYRON	2250000	PEACH	Acid	ADJ	09/84	2500		1.0
TOTAL POPULATION SERVED BY SOURCE WATER SYSTEM - - - - -						2500		
CAIRO	1310000	GRADY	NaSiF6	ADJ	02/84	9035		1.0
TOTAL POPULATION SERVED BY SOURCE WATER SYSTEM - - - - -						9035		
CALHOUN	1290000	GORDON	NaF	ADJ	08/57	28400		1.0
FAIRMOUNT	0640647	GORDON		CONS		690		
TOTAL POPULATION SERVED BY SOURCE WATER SYSTEM - - - - -						29090		
CAMILLA	2050001	MITCHELL	Acid	ADJ	11/66	5900		1.0
TOTAL POPULATION SERVED BY SOURCE WATER SYSTEM - - - - -						5900		
CANTON	0570001	CHEROKEE	Acid	ADJ	05/56	7730		1.0
WOODSTOCK	0570003	CHEROKEE		CONS		3400		
TOTAL POPULATION SERVED BY SOURCE WATER SYSTEM - - - - -						11130		
CARLTON	1950000	MADISON	NaF	ADJ	/77	300		1.0
TOTAL POPULATION SERVED BY SOURCE WATER SYSTEM - - - - -						300		
CARNESVILLE	1190001	FRANKLIN	NaF	ADJ	/79	700		1.0
TOTAL POPULATION SERVED BY SOURCE WATER SYSTEM - - - - -						700		
CARROLLTON	0450002	CARROLL	NaF	ADJ	/74	19000		1.0

POPULATION SERVED FLUORIDATED DRINKING WATER BY SOURCE SYSTEM,
CONSECUTIVE SYSTEM, AND COUNTY WITHIN STATE (AS OF 12/31/92)

GEORGIA

WATER SYSTEMS AND CONSECUTIVE SYSTEMS SERVED	EPA ID NO	COUNTY	CHEM USED	STATUS	FLUOR START DATE	POP SERVED	NATURAL SYSTEMS NAT LEVEL	OPT LEVEL
CARROLL COUNTY	0220165	CARROLL		CONS		7500		
MOUNT ZION	0450003	CARROLL		CONS		938		
TOTAL POPULATION SERVED BY SOURCE WATER SYSTEM - - - - -						27438		
CARTERSVILLE	0150002	BARTOW	Acid	ADJ	/73	17245		1.0
TOTAL POPULATION SERVED BY SOURCE WATER SYSTEM - - - - -						17245		
CAVE SPRING	1150000	FLOYD	NaF	ADJ	/60	2000		1.0
TOTAL POPULATION SERVED BY SOURCE WATER SYSTEM - - - - -						2000		
CEDARTOWN	2330000	POLK	NaSiF6	ADJ	10/82	10202		1.0
TOTAL POPULATION SERVED BY SOURCE WATER SYSTEM - - - - -						10202		
CENTERVILLE	1530000	HOUSTON	NaF	ADJ	/75	6129		1.0
TOTAL POPULATION SERVED BY SOURCE WATER SYSTEM - - - - -						6129		
CENTRAL STATE HOSPITAL	0090006	BALDWIN	NaF	ADJ	/76	9400		1.0
TOTAL POPULATION SERVED BY SOURCE WATER SYSTEM - - - - -						9400		
CHATSWORTH	2130000	MURRAY	NaF	ADJ	/79	10111		1.0
TOTAL POPULATION SERVED BY SOURCE WATER SYSTEM - - - - -						10111		
CHATTOOGA COUNTY WATER DIS.	0550000	CHATTOOGA	NaF	ADJ	01/87	3926		1.0
TOTAL POPULATION SERVED BY SOURCE WATER SYSTEM - - - - -						3926		
CHEROKEE COUNTY WA	0570002	CHEROKEE	NaSiF6	ADJ	01/90	90000		1.0
HOLLY SPRINGS	0281652	CHEROKEE		CONS		4300		
ROCK CREEK EST	0281704	CHEROKEE		CONS		300		
WALESKA	0570024	CHEROKEE		CONS		1700		
TOTAL POPULATION SERVED BY SOURCE WATER SYSTEM - - - - -						96300		
CHICKAMAUGA	2950000	WALKER	NaF	ADJ	10/83	4800		1.0
TOTAL POPULATION SERVED BY SOURCE WATER SYSTEM - - - - -						4800		
CLARKESVILLE	1370002	HABERSHAM	NaF	ADJ	05/64	3320		1.0
TOTAL POPULATION SERVED BY SOURCE WATER SYSTEM - - - - -						3320		
CLAYTON	2410000	RABUN	NaF	ADJ	/75	5230		1.0

POPULATION SERVED FLUORIDATED DRINKING WATER BY SOURCE SYSTEM,
CONSECUTIVE SYSTEM, AND COUNTY WITHIN STATE (AS OF 12/31/92)

GEORGIA

WATER SYSTEMS AND CONSECUTIVE SYSTEMS SERVED	EPA ID NO	COUNTY	CHEM USED	STATUS	FLUOR START DATE	POP SERVED	NATURAL SYSTEMS NAT LEVEL	OPT LEVEL
RIVERDALE	0630003	CLAYTON		CONS		4350		
TOTAL POPULATION SERVED BY SOURCE WATER SYSTEM - - - - -						9580		
CLAYTON COUNTY	0630000	CLAYTON	NaSiF6	ADJ	/76	164081		1.0
TOTAL POPULATION SERVED BY SOURCE WATER SYSTEM - - - - -						164081		
CLEVELAND	3110000	WHITE	NaF	ADJ	/75	2780		1.0
TOTAL POPULATION SERVED BY SOURCE WATER SYSTEM - - - - -						2780		
COBB COUNTY-MARIETTA WAT AUTH	0670002	COBB	Acid	ADJ	04/62	425000		1.0
ACWORTH	0330318	COBB		CONS		7700		
ALPHARETTA	1210000	FULTON		CONS		6539		
AUSTELL	0670001	COBB		CONS		5000		
COBB COUNTY	0330321	COBB		CONS		317000		
DALLAS	2230000	PAULDING		CONS		2520		
KENNESAW	0330322	COBB		CONS		8200		
MARIETTA	0330323	COBB		CONS		61600		
MOUNTAIN PARK	0600599	FULTON		CONS		410		
PAULDING COUNTY	1101024	PAULDING		CONS		20200		
POWDER SPRINGS	0670006	COBB		CONS		10400		
SMYRNA	0330325	COBB		CONS		29000		
TOTAL POPULATION SERVED BY SOURCE WATER SYSTEM - - - - -						893569		
COCHRAN	0230000	BLECKLEY	Acid	ADJ	08/81	4390		1.0
TOTAL POPULATION SERVED BY SOURCE WATER SYSTEM - - - - -						4390		
COLBERT	1950001	MADISON	NaF	ADJ	/79	902		1.0
TOTAL POPULATION SERVED BY SOURCE WATER SYSTEM - - - - -						902		
COLEMAN	2430003	RANDOLPH	NaF	ADJ	06/84	250		1.0
TOTAL POPULATION SERVED BY SOURCE WATER SYSTEM - - - - -						250		
COLQUITT	2010000	MILLER	Acid	ADJ	12/84	1991		1.0
TOTAL POPULATION SERVED BY SOURCE WATER SYSTEM - - - - -						1991		
COLUMBIA COUNTY	0730000	COLUMBIA	NaF	ADJ	/76	44857		1.0
TOTAL POPULATION SERVED BY SOURCE WATER SYSTEM - - - - -						44857		
COLUMBUS	2150000	MUSCOGEE	NaSiF6	ADJ	/74	175000		1.0
BIBB CITY	2150010	MUSCOGEE		CONS		883		
TOTAL POPULATION SERVED BY SOURCE WATER SYSTEM - - - - -						175883		

POPULATION SERVED FLUORIDATED DRINKING WATER BY SOURCE SYSTEM,
CONSECUTIVE SYSTEM, AND COUNTY WITHIN STATE (AS OF 12/31/92)

GEORGIA

WATER SYSTEMS AND CONSECUTIVE SYSTEMS SERVED	EPA ID NO	COUNTY	CHEM USED	STATUS	FLUOR START DATE	POP SERVED	NATURAL SYSTEMS NAT LEVEL	OPT LEVEL
COMER	1950002	MADISON	NaF	ADJ	/79	1000		1.0
TOTAL POPULATION SERVED BY SOURCE WATER SYSTEM - - - - -						1000		
COMMERCE	1570001	JACKSON	NaSiF6	ADJ	/75	5580		1.0
BANKS CO WA	0110018	BANKS		CONS		500		
TOTAL POPULATION SERVED BY SOURCE WATER SYSTEM - - - - -						6080		
COOSA WATER AUTHORITY	2910006	UNION	NaF	ADJ	/78	1560		1.0
TOTAL POPULATION SERVED BY SOURCE WATER SYSTEM - - - - -						1560		
CORDELE	0810001	CRISP	Acid	ADJ	04/56	11000		1.0
TOTAL POPULATION SERVED BY SOURCE WATER SYSTEM - - - - -						11000		
CORNELIA	1370003	HABERSHAM	NaF	ADJ	10/57	5000		1.0
TOTAL POPULATION SERVED BY SOURCE WATER SYSTEM - - - - -						5000		
COVINGTON	2170001	NEWTON	NaSiF6	ADJ	05/60	13380		1.0
OXFORD	2170020	NEWTON		CONS		1750		
TOTAL POPULATION SERVED BY SOURCE WATER SYSTEM - - - - -						15130		
CUMMING	1170000	FORSYTH	NaSiF6	ADJ	08/59	13380		1.0
FORSYTH COUNTY	1170050	FORSYTH		CONS		9339		
TOTAL POPULATION SERVED BY SOURCE WATER SYSTEM - - - - -						22719		
CUSSETA	0530000	CHATTAHOOCHEE	Acid	ADJ	10/85	2000		1.0
TOTAL POPULATION SERVED BY SOURCE WATER SYSTEM - - - - -						2000		
CUTHBERT	2430000	RANDOLPH	Acid	ADJ	04/84	4300		1.0
TOTAL POPULATION SERVED BY SOURCE WATER SYSTEM - - - - -						4300		
DADE COUNTY	0830000	DADE	NaF	ADJ	02/80	13050		1.0
TOTAL POPULATION SERVED BY SOURCE WATER SYSTEM - - - - -						13050		
DAHLONEGA	1870000	LUMPKIN	NaF	ADJ	/74	3900		1.0
TOTAL POPULATION SERVED BY SOURCE WATER SYSTEM - - - - -						3900		

POPULATION SERVED FLUORIDATED DRINKING WATER BY SOURCE SYSTEM,
CONSECUTIVE SYSTEM, AND COUNTY WITHIN STATE (AS OF 12/31/92)

GEORGIA

WATER SYSTEMS AND CONSECUTIVE SYSTEMS SERVED	EPA ID NO	COUNTY	CHEM USED	STATUS	FLUOR START DATE	POP SERVED	NATURAL SYSTEMS NAT LEVEL	OPT LEVEL
DALTON	3130000	WHITFIELD	Acid	ADJ	04/67	66274		1.0
TOTAL POPULATION SERVED BY SOURCE WATER SYSTEM - - - - -						66274		
DANIELSVILLE	1950003	MADISON	NaF	ADJ	/78	785		1.0
TOTAL POPULATION SERVED BY SOURCE WATER SYSTEM - - - - -						785		
DARIEN	1910000	MCINTOSH	NaF	ADJ	01/82	2616		1.0
TOTAL POPULATION SERVED BY SOURCE WATER SYSTEM - - - - -						2616		
DAVISBORO	3030000	WASHINGTON	NaF	ADJ	/75	425		1.0
TOTAL POPULATION SERVED BY SOURCE WATER SYSTEM - - - - -						425		
DAWSON	2730000	TERRELL	Acid	ADJ	/74	5800		1.0
TOTAL POPULATION SERVED BY SOURCE WATER SYSTEM - - - - -						5800		
DAWSONVILLE	0850000	DAWSON	NaF	ADJ	/79	1485		1.0
TOTAL POPULATION SERVED BY SOURCE WATER SYSTEM - - - - -						1485		
DEKALB COUNTY	0890001	DE KALB	Acid	ADJ	/54	553277		1.0
TOTAL POPULATION SERVED BY SOURCE WATER SYSTEM - - - - -						553277		
DONALDSONVILLE	2530000	SEMINOLE	Acid	ADJ	11/64	3100		1.0
TOTAL POPULATION SERVED BY SOURCE WATER SYSTEM - - - - -						3100		
DOUGLAS	0690002	COFFEE	Acid	ADJ	12/63	13000		1.0
TOTAL POPULATION SERVED BY SOURCE WATER SYSTEM - - - - -						13000		
DOUGLASVILLE/DOUGLAS CO WA	0970000	DOUGLAS	Acid	ADJ	/74	70070		1.0
TOTAL POPULATION SERVED BY SOURCE WATER SYSTEM - - - - -						70070		
DUBLIN	1750002	LAURENS	NaSiF6	ADJ	12/60	18500		1.0
TOTAL POPULATION SERVED BY SOURCE WATER SYSTEM - - - - -						18500		
EAST DUBLIN	1750004	LAURENS	NaF	ADJ	06/81	2511		1.0
TOTAL POPULATION SERVED BY SOURCE WATER SYSTEM - - - - -						2511		
EAST POINT	1210003	FULTON	Acid	ADJ	07/69	34332		1.0

POPULATION SERVED FLUORIDATED DRINKING WATER BY SOURCE SYSTEM,
CONSECUTIVE SYSTEM, AND COUNTY WITHIN STATE (AS OF 12/31/92)

GEORGIA

WATER SYSTEMS AND CONSECUTIVE SYSTEMS SERVED	EPA ID NO	COUNTY	CHEM USED	STATUS	FLUOR START DATE	POP SERVED	NATURAL NAT LEVEL	SYSTEMS OPT LEVEL
COLLEGE PARK	1210002	FULTON		CONS		20457		
TOTAL POPULATION SERVED BY SOURCE WATER SYSTEM - - - - -						54789		
EASTMAN	0910002	DODGE	Acid	ADJ	11/56	6000		1.0
TOTAL POPULATION SERVED BY SOURCE WATER SYSTEM - - - - -						6000		
EATONTON	2370000	PUTNAM	NaSiF6	ADJ	12/60	4832		1.0
TOTAL POPULATION SERVED BY SOURCE WATER SYSTEM - - - - -						4832		
EDISON	0370001	CALHOUN	Acid	ADJ	/74	1100		1.0
TOTAL POPULATION SERVED BY SOURCE WATER SYSTEM - - - - -						1100		
ELBERTON	1050001	ELBERT	NaSiF6	ADJ	12/57	8323		1.0
TOTAL POPULATION SERVED BY SOURCE WATER SYSTEM - - - - -						8323		
ELLAVILLE	2490000	SCHLEY	NaF	ADJ	/75	2228		1.0
TOTAL POPULATION SERVED BY SOURCE WATER SYSTEM - - - - -						2228		
ELLIJAY-GILMER COUNTY	1230000	GILMER	NaF	ADJ	/74	4190		1.0
EAST ELLIJAY	0611630	GILMER		CONS		350		
TOTAL POPULATION SERVED BY SOURCE WATER SYSTEM - - - - -						4540		
EMERSON	0150025	BARTOW	NaF	ADJ	/75	1200		1.0
TOTAL POPULATION SERVED BY SOURCE WATER SYSTEM - - - - -						1200		
ETOWAH WATER AUTHORITY	0850007	DAWSON	NaF	ADJ	11/89	2622		1.0
TOTAL POPULATION SERVED BY SOURCE WATER SYSTEM - - - - -						2622		
FAYETTEVILLE	1130003	FAYETTE	NaF	ADJ	01/88	7020		1.0
FAYETTE COUNTY	1130001	FAYETTE		CONS		41196		
TOTAL POPULATION SERVED BY SOURCE WATER SYSTEM - - - - -						48216		
FITZGERALD	0090045	BEN HILL	NaSiF6	ADJ	06/57	119		1.0
TOTAL POPULATION SERVED BY SOURCE WATER SYSTEM - - - - -						119		
FLOVILLA-INDIAN SPRINGS	0180139	BUTTS		NATL		1200	2.0	
TOTAL POPULATION SERVED BY SOURCE WATER SYSTEM - - - - -						1200		

POPULATION SERVED FLUORIDATED DRINKING WATER BY SOURCE SYSTEM,
CONSECUTIVE SYSTEM, AND COUNTY WITHIN STATE (AS OF 12/31/92)

GEORGIA

WATER SYSTEMS AND CONSECUTIVE SYSTEMS SERVED	EPA ID NO	COUNTY	CHEM USED	STATUS	FLUOR START DATE	POP SERVED	NATURAL SYSTEMS NAT LEVEL	OPT LEVEL
FLOWERY BRANCH	1390000	HALL	NaF	ADJ	/79	1488		1.0
TOTAL POPULATION SERVED BY SOURCE WATER SYSTEM - - - - -						1488		
FLOYD COUNTY	0570527	FLOYD	NaF	ADJ	/75	24100		1.0
TOTAL POPULATION SERVED BY SOURCE WATER SYSTEM - - - - -						24100		
FOLKSTON	0490000	CHARLTON	Acid	ADJ	05/82	3700		1.0
TOTAL POPULATION SERVED BY SOURCE WATER SYSTEM - - - - -						3700		
FORSYTH	2070001	MONROE	NaF	ADJ	06/57	6200		1.0
TOTAL POPULATION SERVED BY SOURCE WATER SYSTEM - - - - -						6200		
FORT BENNING	2150002	MUSCOGEE	NaF	ADJ	/73	44000		1.0
TOTAL POPULATION SERVED BY SOURCE WATER SYSTEM - - - - -						44000		
FORT GAINES	0610001	CLAY		NATL		1507	0.8	
TOTAL POPULATION SERVED BY SOURCE WATER SYSTEM - - - - -						1507		
FORT GORDON	2450028	RICHMOND	NaF	ADJ	/55	24000		1.0
TOTAL POPULATION SERVED BY SOURCE WATER SYSTEM - - - - -						24000		
FORT STEWART	0892218	BRYAN	NaF	ADJ	/69	15200		1.0
TOTAL POPULATION SERVED BY SOURCE WATER SYSTEM - - - - -						15200		
FORT VALLEY	2250001	PEACH	NaF	ADJ	06/55	10000		1.0
TOTAL POPULATION SERVED BY SOURCE WATER SYSTEM - - - - -						10000		
FRANKLIN	0740736	HEARD	NaF	ADJ	/78	850		1.0
TOTAL POPULATION SERVED BY SOURCE WATER SYSTEM - - - - -						850		
FRANKLIN SPRINGS	1190002	FRANKLIN	NaF	ADJ	/75	700		1.0
TOTAL POPULATION SERVED BY SOURCE WATER SYSTEM - - - - -						700		
GAINESVILLE	1390001	HALL	NaSiF6	ADJ	06/52	64900		1.0
TOTAL POPULATION SERVED BY SOURCE WATER SYSTEM - - - - -						64900		
GARDEN CITY	0510000	CHATHAM	NaSiF6	ADJ	06/83	7410		1.0
TOTAL POPULATION SERVED BY SOURCE WATER SYSTEM - - - - -						7410		

POPULATION SERVED FLUORIDATED DRINKING WATER BY SOURCE SYSTEM,
CONSECUTIVE SYSTEM, AND COUNTY WITHIN STATE (AS OF 12/31/92)

GEORGIA

WATER SYSTEMS AND CONSECUTIVE SYSTEMS SERVED	EPA ID NO	COUNTY	CHEM USED	STATUS	FLUOR START DATE	POP SERVED	NATURAL SYSTEMS NAT LEVEL	OPT LEVEL
GEORGETOWN	2390000	QUITMAN			NATL	975	0.0	
TOTAL POPULATION SERVED BY SOURCE WATER SYSTEM - - - - -						975		
GIBSON	1250000	GLASCOCK	NaF	ADJ	10/87	730		1.0
TOTAL POPULATION SERVED BY SOURCE WATER SYSTEM - - - - -						730		
GLENNVILLE	2670002	TATTNALL	NaF	ADJ	08/81	3676		1.0
TOTAL POPULATION SERVED BY SOURCE WATER SYSTEM - - - - -						3676		
GORDON	3190001	WILKINSON	NaF	ADJ	05/82	2873		1.0
TOTAL POPULATION SERVED BY SOURCE WATER SYSTEM - - - - -						2873		
GRACEWOOD STATE SCHOOL & HOSP	1211095	RICHMOND	NaF	ADJ	12/61	1200		1.0
TOTAL POPULATION SERVED BY SOURCE WATER SYSTEM - - - - -						1200		
GRANTVILLE	0770001	COWETA	NaF	ADJ	/75	1100		1.0
TOTAL POPULATION SERVED BY SOURCE WATER SYSTEM - - - - -						1100		
GRAY	1690000	JONES	NaF	ADJ	04/85	2856		1.0
TOTAL POPULATION SERVED BY SOURCE WATER SYSTEM - - - - -						2856		
GREENSBORO	1330000	GREENE	NaF	ADJ	/75	2930		1.0
TOTAL POPULATION SERVED BY SOURCE WATER SYSTEM - - - - -						2930		
GREENVILLE	1990000	MERIWETHER	NaF	ADJ	/75	1200		1.0
TOTAL POPULATION SERVED BY SOURCE WATER SYSTEM - - - - -						1200		
GRIFFIN	2550000	SPALDING	NaSiF6	ADJ	10/54	39265		1.0
TOTAL POPULATION SERVED BY SOURCE WATER SYSTEM - - - - -						39265		
GROVETOWN	0730001	COLUMBIA	NaF	ADJ	10/80	3500		1.0
TOTAL POPULATION SERVED BY SOURCE WATER SYSTEM - - - - -						3500		
GWINNETT COUNTY	1350004	GWINNETT	Acid	ADJ	12/63	296281		1.0
CONYERS	2470000	ROCKDALE		CONS		45355		
MILSTEAD	1221099	ROCKDALE		CONS		1000		

POPULATION SERVED FLUORIDATED DRINKING WATER BY SOURCE SYSTEM,
CONSECUTIVE SYSTEM, AND COUNTY WITHIN STATE (AS OF 12/31/92)

GEORGIA

WATER SYSTEMS AND CONSECUTIVE SYSTEMS SERVED	EPA ID NO	COUNTY	CHEM USED	STATUS	FLUOR START DATE	POP SERVED	NATURAL SYSTEMS NAT LEVEL	OPT LEVEL
DACULA	1350001	WINNETT		CONS		2217		
DULUTH	1350002	WINNETT		CONS		9000		
GRAYSON	1350003	WINNETT		CONS		700		
LAWRENCEVILLE	1350005	WINNETT		CONS		8800		
LOGANVILLE	1350006	WINNETT		CONS		3230		
NORCROSS	1350007	WINNETT		CONS		2600		
SUGAR HILL	1350009	WINNETT		CONS		4000		
WALTON CO. WA	1471294	WALTON		CONS		1500		
TOTAL POPULATION SERVED BY SOURCE WATER SYSTEM - - - - -						374683		
HAHIRA	1850000	LOWNDES	Acid	ADJ	09/84	1400		1.0
TOTAL POPULATION SERVED BY SOURCE WATER SYSTEM - - - - -						1400		
HARALSON COUNTY	1430007	HARALSON	Acid	ADJ	/75	900		1.0
BUCHANAN	1430001	HARALSON		CONS		1300		
TALLAPOOSA	1430002	HARALSON		CONS		3000		
WACO	1430010	HARALSON		CONS		560		
TOTAL POPULATION SERVED BY SOURCE WATER SYSTEM - - - - -						5760		
HARLEM	0730002	COLUMBIA	NaF	ADJ	/65	3715		1.0
TOTAL POPULATION SERVED BY SOURCE WATER SYSTEM - - - - -						3715		
HARRIS COUNTY	1450011	HARRIS	NaF	ADJ	07/85	6393		1.0
TOTAL POPULATION SERVED BY SOURCE WATER SYSTEM - - - - -						6393		
HARTWELL	1470000	HART	NaF	ADJ	07/65	6250		1.0
TOTAL POPULATION SERVED BY SOURCE WATER SYSTEM - - - - -						6250		
HAWKINSVILLE	2350001	PULASKI	NaF	ADJ	/74	4846		1.0
TOTAL POPULATION SERVED BY SOURCE WATER SYSTEM - - - - -						4846		
HAZLEHURST	1610001	JEFF DAVIS	Acid	ADJ	/70	5000		1.0
TOTAL POPULATION SERVED BY SOURCE WATER SYSTEM - - - - -						5000		
HELEN	3110001	WHITE	Acid	ADJ	06/89	3000		1.0
TOTAL POPULATION SERVED BY SOURCE WATER SYSTEM - - - - -						3000		
HENRY COUNTY	1510001	HENRY	NaF	ADJ	/75	20100		1.0
HAMPTON	1510000	HENRY		CONS		1800		
LOCUST GROVE	1510002	HENRY		CONS		1100		

POPULATION SERVED FLUORIDATED DRINKING WATER BY SOURCE SYSTEM,
CONSECUTIVE SYSTEM, AND COUNTY WITHIN STATE (AS OF 12/31/92)

GEORGIA

WATER SYSTEMS AND CONSECUTIVE SYSTEMS SERVED	EPA ID NO	COUNTY	CHEM USED	STATUS	FLUOR START DATE	POP SERVED	NATURAL SYSTEMS NAT LEVEL	OPT LEVEL
STOCKBRIDGE	0750744	HENRY		CONS		3000		
TOTAL POPULATION SERVED BY SOURCE WATER SYSTEM - - - - -						26000		
HEPZIBAH	2450002	RICHMOND	NaF	ADJ	/74	2466		1.0
TOTAL POPULATION SERVED BY SOURCE WATER SYSTEM - - - - -						2466		
HINESVILLE	0890862	LIBERTY	Acid	ADJ	/81	18000		1.0
TOTAL POPULATION SERVED BY SOURCE WATER SYSTEM - - - - -						18000		
HOGANSVILLE	2850000	TROUP	NaSiF6	ADJ	09/55	3073		1.0
TOTAL POPULATION SERVED BY SOURCE WATER SYSTEM - - - - -						3073		
HOMERVILLE	0650000	CLINCH	Acid	ADJ	/74	3500		1.0
TOTAL POPULATION SERVED BY SOURCE WATER SYSTEM - - - - -						3500		
HOSCHTON	1570002	JACKSON	NaF	ADJ	/79	600		1.0
TOTAL POPULATION SERVED BY SOURCE WATER SYSTEM - - - - -						600		
HOUSTON COUNTY	1530002	HOUSTON	NaF	ADJ	/77	9300		1.0
TOTAL POPULATION SERVED BY SOURCE WATER SYSTEM - - - - -						9300		
HUNTER AIR FORCE BASE	0252217	CHATHAM	NaF	ADJ	11/59	3300		1.0
TOTAL POPULATION SERVED BY SOURCE WATER SYSTEM - - - - -						3300		
IDEAL	1930000	MACON	NaF	ADJ	/74	619		1.0
TOTAL POPULATION SERVED BY SOURCE WATER SYSTEM - - - - -						619		
ILA	1950004	MADISON	NaF	ADJ	/79	400		1.0
TOTAL POPULATION SERVED BY SOURCE WATER SYSTEM - - - - -						400		
IRWINTON	3190002	WILKINSON	NaSiF6	ADJ	07/86	1250		1.0
TOTAL POPULATION SERVED BY SOURCE WATER SYSTEM - - - - -						1250		
JACKSON	0350001	BUTTS	NaSiF6	ADJ	08/78	5040		1.0
TOTAL POPULATION SERVED BY SOURCE WATER SYSTEM - - - - -						5040		
JASPER	1121034	PICKENS	NaSiF6	ADJ	/75	5800		1.0
TOTAL POPULATION SERVED BY SOURCE WATER SYSTEM - - - - -						5800		

POPULATION SERVED FLUORIDATED DRINKING WATER BY SOURCE SYSTEM,
CONSECUTIVE SYSTEM, AND COUNTY WITHIN STATE (AS OF 12/31/92)

GEORGIA

WATER SYSTEMS AND CONSECUTIVE SYSTEMS SERVED	EPA ID NO	COUNTY	CHEM USED	STATUS	FLUOR START DATE	POP SERVED	NATURAL SYSTEMS NAT LEVEL	OPT LEVEL
JEFFERSON	1570003	JACKSON	NaF	ADJ	/75	2760		1.0
TOTAL POPULATION SERVED BY SOURCE WATER SYSTEM - - - - -						2760		
JESUP	3050000	WAYNE	Acid	ADJ	05/82	8958		1.0
TOTAL POPULATION SERVED BY SOURCE WATER SYSTEM - - - - -						8958		
JONES COUNTY	1690002	JONES	NaF	ADJ	09/81	7700		1.0
TOTAL POPULATION SERVED BY SOURCE WATER SYSTEM - - - - -						7700		
JONESBORO	0630002	CLAYTON	NaF	ADJ	08/65	4100		1.0
TOTAL POPULATION SERVED BY SOURCE WATER SYSTEM - - - - -						4100		
KENSINGTON WATER AUTHORITY	2950001	WALKER	NaF	ADJ	10/87	6392		1.0
TOTAL POPULATION SERVED BY SOURCE WATER SYSTEM - - - - -						6392		
KINGSLAND	0390000	CAMDEN		NATL		6500	0.0	
TOTAL POPULATION SERVED BY SOURCE WATER SYSTEM - - - - -						6500		
LAFAYETTE	2950002	WALKER	NaF	ADJ	12/60	13020		1.0
TOTAL POPULATION SERVED BY SOURCE WATER SYSTEM - - - - -						13020		
LAGRANGE	2850001	TROUP	Acid	ADJ	04/56	36100		1.0
TOTAL POPULATION SERVED BY SOURCE WATER SYSTEM - - - - -						36100		
LAKELAND	1730000	LANIER	Acid	ADJ	10/83	2647		1.0
TOTAL POPULATION SERVED BY SOURCE WATER SYSTEM - - - - -						2647		
LAVONIA	1190003	FRANKLIN	NaF	ADJ	12/68	2704		1.0
TOTAL POPULATION SERVED BY SOURCE WATER SYSTEM - - - - -						2704		
LEESBURG	1770000	LEE	Acid	ADJ	05/85	1500		1.0
TOTAL POPULATION SERVED BY SOURCE WATER SYSTEM - - - - -						1500		
LENOX	0750002	COOK	Acid	ADJ	02/87	1100		1.0
TOTAL POPULATION SERVED BY SOURCE WATER SYSTEM - - - - -						1100		

POPULATION SERVED FLUORIDATED DRINKING WATER BY SOURCE SYSTEM,
CONSECUTIVE SYSTEM, AND COUNTY WITHIN STATE (AS OF 12/31/92)

GEORGIA

WATER SYSTEMS AND CONSECUTIVE SYSTEMS SERVED	EPA ID NO	COUNTY	CHEM USED	STATUS	FLUOR START DATE	POP SERVED	NATURAL SYSTEMS NAT LEVEL	OPT LEVEL
LILLY	0930001	DOOLY	NaF	ADJ	/74	200		1.0
TOTAL POPULATION SERVED BY SOURCE WATER SYSTEM - - - - -						200		
LINCOLNTON	1810000	LINCOLN	NaF	ADJ	/69	2080		1.0
TOTAL POPULATION SERVED BY SOURCE WATER SYSTEM - - - - -						2080		
LOUISVILLE	1630002	JEFFERSON	NaF	ADJ	/55	2500		1.0
TOTAL POPULATION SERVED BY SOURCE WATER SYSTEM - - - - -						2500		
LUDOWICI	1830000	LONG	Acid	ADJ	/74	2100		1.0
TOTAL POPULATION SERVED BY SOURCE WATER SYSTEM - - - - -						2100		
LULA	1390002	HALL	NaF	ADJ	/75	800		1.0
TOTAL POPULATION SERVED BY SOURCE WATER SYSTEM - - - - -						800		
LUMBER CITY	2710002	TELFAIR	Acid	ADJ	/84	1429		1.0
TOTAL POPULATION SERVED BY SOURCE WATER SYSTEM - - - - -						1429		
LUMPKIN	2590000	STEWART	Acid	ADJ	08/85	1600		1.0
TOTAL POPULATION SERVED BY SOURCE WATER SYSTEM - - - - -						1600		
LYONS	2790000	TOOMBS	Acid	ADJ	10/69	4502		1.0
TOTAL POPULATION SERVED BY SOURCE WATER SYSTEM - - - - -						4502		
MACON-BIBB CO	0210001	BIBB	Acid	ADJ	07/82	143810		1.0
LAKE WILDWOOD	0210074	BIBB		CONS		3900		
TOTAL POPULATION SERVED BY SOURCE WATER SYSTEM - - - - -						147710		
MADISON	2110002	MORGAN	NaSiF6	ADJ	12/64	3482		1.0
TOTAL POPULATION SERVED BY SOURCE WATER SYSTEM - - - - -						3482		
MANCHESTER	1990003	MERIWETHER	NaSiF6	ADJ	04/60	4700		1.0
TOTAL POPULATION SERVED BY SOURCE WATER SYSTEM - - - - -						4700		
MANSFIELD	2170002	NEWTON	NaF	ADJ	/75	400		1.0
TOTAL POPULATION SERVED BY SOURCE WATER SYSTEM - - - - -						400		

POPULATION SERVED FLUORIDATED DRINKING WATER BY SOURCE SYSTEM,
CONSECUTIVE SYSTEM, AND COUNTY WITHIN STATE (AS OF 12/31/92)

GEORGIA

WATER SYSTEMS AND CONSECUTIVE SYSTEMS SERVED	EPA ID NO	COUNTY	CHEM USED	STATUS	FLUOR START DATE	POP SERVED	NATURAL SYSTEMS NAT LEVEL	OPT LEVEL
MARSHALLVILLE	1930001	MACON	NaF	ADJ	08/84	1457		1.0
TOTAL POPULATION SERVED BY SOURCE WATER SYSTEM - - - - -						1457		
MAYSVILLE	0110001	BANKS	NaF	ADJ	/79	1425		1.0
TOTAL POPULATION SERVED BY SOURCE WATER SYSTEM - - - - -						1425		
MC CAYSVILLE	1110001	FANNIN	NaF	ADJ	/79	4258		1.0
TOTAL POPULATION SERVED BY SOURCE WATER SYSTEM - - - - -						4258		
MC RAE	2710003	TELFAIR	NaF	ADJ	/74	3409		1.0
TOTAL POPULATION SERVED BY SOURCE WATER SYSTEM - - - - -						3409		
MCDONOUGH	1510003	HENRY	NaSiF6	ADJ	/81	4735		1.0
TOTAL POPULATION SERVED BY SOURCE WATER SYSTEM - - - - -						4735		
MEIGS	1361191	THOMAS	Acid	ADJ	05/85	1300		1.0
TOTAL POPULATION SERVED BY SOURCE WATER SYSTEM - - - - -						1300		
METTER	0430000	CANDLER	NaF	ADJ	07/78	3715		1.0
TOTAL POPULATION SERVED BY SOURCE WATER SYSTEM - - - - -						3715		
MIDVILLE	0330001	BURKE	NaF	ADJ	10/88	840		1.0
TOTAL POPULATION SERVED BY SOURCE WATER SYSTEM - - - - -						840		
MILAN	2710004	TELFAIR	Acid	ADJ	01/88	900		1.0
TOTAL POPULATION SERVED BY SOURCE WATER SYSTEM - - - - -						900		
MILLEDGEVILLE	0090001	BALDWIN	NaF	ADJ	11/64	13300		1.0
BALDWIN COUNTY	0090000	BALDWIN		CONS		15200		
TOTAL POPULATION SERVED BY SOURCE WATER SYSTEM - - - - -						28500		
MILLEN	1650000	JENKINS	NaF	ADJ	04/84	3900		1.0
TOTAL POPULATION SERVED BY SOURCE WATER SYSTEM - - - - -						3900		
MONROE	2970001	WALTON	NaSiF6	ADJ	08/52	12001		1.0
TOTAL POPULATION SERVED BY SOURCE WATER SYSTEM - - - - -						12001		

POPULATION SERVED FLUORIDATED DRINKING WATER BY SOURCE SYSTEM,
CONSECUTIVE SYSTEM, AND COUNTY WITHIN STATE (AS OF 12/31/92)

GEORGIA

WATER SYSTEMS AND CONSECUTIVE SYSTEMS SERVED	EPA ID NO	COUNTY	CHEM USED	STATUS	FLUOR START DATE	POP SERVED	NATURAL NAT LEVEL	SYSTEMS OPT LEVEL
MONTEZUMA	1930002	MACON	Acid	ADJ	03/60	4830		1.0
TOTAL POPULATION SERVED BY SOURCE WATER SYSTEM - - - - -						4830		
MONTICELLO	1590000	JASPER	NaF	ADJ	05/59	3080		1.0
TOTAL POPULATION SERVED BY SOURCE WATER SYSTEM - - - - -						3080		
MONTROSE	0870828	LAURENS	NaF	ADJ	/75	250		1.0
TOTAL POPULATION SERVED BY SOURCE WATER SYSTEM - - - - -						250		
MOODY AIR FORCE BASE	1850001	LOWNDES	NaF	ADJ	/75	564		1.0
TOTAL POPULATION SERVED BY SOURCE WATER SYSTEM - - - - -						564		
MORGANTON	0550512	FANNIN	NaF	ADJ	/75	900		1.0
TOTAL POPULATION SERVED BY SOURCE WATER SYSTEM - - - - -						900		
MOULTRIE	0710004	COLQUITT	NaSiF6	ADJ	/83	17212		1.0
TOTAL POPULATION SERVED BY SOURCE WATER SYSTEM - - - - -						17212		
MOUNT VERNON	2090003	MONTGOMERY	Acid	ADJ	07/84	1750		1.0
TOTAL POPULATION SERVED BY SOURCE WATER SYSTEM - - - - -						1750		
NAHUNTA	0250002	BRANTLEY	Acid	ADJ	/75	1015		1.0
TOTAL POPULATION SERVED BY SOURCE WATER SYSTEM - - - - -						1015		
NASHVILLE	0190002	BERRIEN	Acid	ADJ	/75	4718		1.0
TOTAL POPULATION SERVED BY SOURCE WATER SYSTEM - - - - -						4718		
NEWMAN	0770002	COWETA	NaSiF6	ADJ	07/58	17477		1.0
TOTAL POPULATION SERVED BY SOURCE WATER SYSTEM - - - - -						17477		
NEWTON CO WA	2170004	NEWTON	Acid	ADJ	03/73	11180		1.0
TOTAL POPULATION SERVED BY SOURCE WATER SYSTEM - - - - -						11180		
NICHOLLS	0690003	COFFEE	Acid	ADJ	08/85	1300		1.0
TOTAL POPULATION SERVED BY SOURCE WATER SYSTEM - - - - -						1300		
NORMAN PARK	0710005	COLQUITT	Acid	ADJ	07/77	900		1.0
TOTAL POPULATION SERVED BY SOURCE WATER SYSTEM - - - - -						900		

POPULATION SERVED FLUORIDATED DRINKING WATER BY SOURCE SYSTEM,
CONSECUTIVE SYSTEM, AND COUNTY WITHIN STATE (AS OF 12/31/92)

GEORGIA

WATER SYSTEMS AND CONSECUTIVE SYSTEMS SERVED	EPA ID NO	COUNTY	CHEM USED	STATUS	FLUOR START DATE	POP SERVED	NATURAL SYSTEMS NAT LEVEL	OPT LEVEL
NORWOOD	3010004	WARREN			NATL	375	0.8	
TOTAL POPULATION SERVED BY SOURCE WATER SYSTEM - - - - -						375		
NOTLA WATER AUTHORITY	2910003	UNION	NaF	ADJ	/75	5300		1.0
TOTAL POPULATION SERVED BY SOURCE WATER SYSTEM - - - - -						5300		
OCHLOCKNEE	2750003	THOMAS			NATL	650	0.7	
TOTAL POPULATION SERVED BY SOURCE WATER SYSTEM - - - - -						650		
OCILLA	1550002	IRWIN	Acid	ADJ	10/70	3200		1.0
TOTAL POPULATION SERVED BY SOURCE WATER SYSTEM - - - - -						3200		
OGLETHORPE	1930003	MACON	Acid	ADJ	03/74	1500		1.0
TOTAL POPULATION SERVED BY SOURCE WATER SYSTEM - - - - -						1500		
OMEGA	2770000	TIFT	Acid	ADJ	08/87	1161		1.0
TOTAL POPULATION SERVED BY SOURCE WATER SYSTEM - - - - -						1161		
PALMETTO	1210008	FULTON	NaF	ADJ	/75	2530		1.0
TOTAL POPULATION SERVED BY SOURCE WATER SYSTEM - - - - -						2530		
PAVO	2750004	THOMAS	Acid	ADJ	12/89	774		1.0
TOTAL POPULATION SERVED BY SOURCE WATER SYSTEM - - - - -						774		
PEARSON	0030000	ATKINSON	Acid	ADJ	06/83	2150		1.0
TOTAL POPULATION SERVED BY SOURCE WATER SYSTEM - - - - -						2150		
PELHAM	2050003	MITCHELL	Acid	ADJ	10/80	4300		1.0
TOTAL POPULATION SERVED BY SOURCE WATER SYSTEM - - - - -						4300		
PEMBROKE	0310004	BRYAN	Acid	ADJ	08/84	23450		1.0
TOTAL POPULATION SERVED BY SOURCE WATER SYSTEM - - - - -						23450		
PERRY	1530006	HOUSTON	NaSiF6	ADJ	11/58	11750		1.0
TOTAL POPULATION SERVED BY SOURCE WATER SYSTEM - - - - -						11750		

POPULATION SERVED FLUORIDATED DRINKING WATER BY SOURCE SYSTEM,
CONSECUTIVE SYSTEM, AND COUNTY WITHIN STATE (AS OF 12/31/92)

GEORGIA

WATER SYSTEMS AND CONSECUTIVE SYSTEMS SERVED	EPA ID NO	COUNTY	CHEM USED	STATUS	FLUOR START DATE	POP SERVED	NATURAL NAT LEVEL	SYSTEMS OPT LEVEL
PLAINS	2610004	SUMTER	NaF	ADJ	/74	1200		1.0
TOTAL POPULATION SERVED BY SOURCE WATER SYSTEM - - - - -						1200		
POOLER	0510001	CHATHAM	Acid	ADJ	05/82	3182		1.0
TOTAL POPULATION SERVED BY SOURCE WATER SYSTEM - - - - -						3182		
POULAN	3210001	WORTH	Acid	ADJ	/74	967		1.0
TOTAL POPULATION SERVED BY SOURCE WATER SYSTEM - - - - -						967		
PRESTON	3070000	WEBSTER	NaF	ADJ	/75	675		1.0
TOTAL POPULATION SERVED BY SOURCE WATER SYSTEM - - - - -						675		
QUITMAN	0270002	BROOKS	Acid	ADJ	03/81	5200		1.0
TOTAL POPULATION SERVED BY SOURCE WATER SYSTEM - - - - -						5200		
REIDSVILLE	2670004	TATTNALL	Acid	ADJ	06/84	3000		1.0
TOTAL POPULATION SERVED BY SOURCE WATER SYSTEM - - - - -						3000		
REMERTON	1850064	LOWNDES	Acid	ADJ	09/89	700		1.0
TOTAL POPULATION SERVED BY SOURCE WATER SYSTEM - - - - -						700		
REYNOLDS	2690001	TAYLOR	NaF	ADJ	11/64	1482		1.0
TOTAL POPULATION SERVED BY SOURCE WATER SYSTEM - - - - -						1482		
RICHLAND	2590002	STEWART	Acid	ADJ	03/83	1800		1.0
TOTAL POPULATION SERVED BY SOURCE WATER SYSTEM - - - - -						1800		
RICHMOND COUNTY	2450004	RICHMOND	NaF	ADJ	05/81	80000		1.0
TOTAL POPULATION SERVED BY SOURCE WATER SYSTEM - - - - -						80000		
ROBERTA	0790000	CRAWFORD	Acid	ADJ	10/87	1447		1.0
TOTAL POPULATION SERVED BY SOURCE WATER SYSTEM - - - - -						1447		
ROBINS AIR FORCE BASE	0764332	HOUSTON	NaSiF6	ADJ	/60	5600		1.0
TOTAL POPULATION SERVED BY SOURCE WATER SYSTEM - - - - -						5600		
ROCHELLE	3150003	WILCOX	Acid	ADJ	03/66	1935		1.0
TOTAL POPULATION SERVED BY SOURCE WATER SYSTEM - - - - -						1935		

POPULATION SERVED FLUORIDATED DRINKING WATER BY SOURCE SYSTEM,
CONSECUTIVE SYSTEM, AND COUNTY WITHIN STATE (AS OF 12/31/92)

GEORGIA

WATER SYSTEMS AND CONSECUTIVE SYSTEMS SERVED	EPA ID NO	COUNTY	CHEM USED	STATUS	FLUOR START DATE	POP SERVED	NATURAL SYSTEMS NAT LEVEL	OPT LEVEL
ROCKMART	2330002	POLK	NaSiF6	ADJ	/70	7120		1.0
TOTAL POPULATION SERVED BY SOURCE WATER SYSTEM - - - - -						7120		
ROME	1150002	FLOYD	Acid	ADJ	06/52	48072		1.0
TOTAL POPULATION SERVED BY SOURCE WATER SYSTEM - - - - -						48072		
ROSWELL	1210004	FULTON	NaSiF6	ADJ	/68	4480		1.0
TOTAL POPULATION SERVED BY SOURCE WATER SYSTEM - - - - -						4480		
ROYSTON	1190004	FRANKLIN	NaSiF6	ADJ	10/65	2980		1.0
TOTAL POPULATION SERVED BY SOURCE WATER SYSTEM - - - - -						2980		
SANDERSVILLE	3030005	WASHINGTON	Acid	ADJ	/81	6148		1.0
TOTAL POPULATION SERVED BY SOURCE WATER SYSTEM - - - - -						6148		
SARDIS	0330002	BURKE	Acid	ADJ	02/87	1383		1.0
TOTAL POPULATION SERVED BY SOURCE WATER SYSTEM - - - - -						1383		
SAVANNAH	0510003	CHATHAM	NaF	ADJ	/74	150558		1.0
TOTAL POPULATION SERVED BY SOURCE WATER SYSTEM - - - - -						150558		
SENOIA	0770003	COWETA	NaF	ADJ	06/83	1160		1.0
TOTAL POPULATION SERVED BY SOURCE WATER SYSTEM - - - - -						1160		
SILOAM	1330001	GREENE		NATL		400	1.4	
TOTAL POPULATION SERVED BY SOURCE WATER SYSTEM - - - - -						400		
SMITHVILLE	1770001	LEE	Acid	ADJ	01/89	865		1.0
TOTAL POPULATION SERVED BY SOURCE WATER SYSTEM - - - - -						865		
SOCIAL CIRCLE	2970002	WALTON	NaF	ADJ	/75	2700		1.0
TOTAL POPULATION SERVED BY SOURCE WATER SYSTEM - - - - -						2700		
SOPERTON	2830000	TREUTLEN	NaF	ADJ	04/82	3000		1.0
TOTAL POPULATION SERVED BY SOURCE WATER SYSTEM - - - - -						3000		

POPULATION SERVED FLUORIDATED DRINKING WATER BY SOURCE SYSTEM,
CONSECUTIVE SYSTEM, AND COUNTY WITHIN STATE (AS OF 12/31/92)

GEORGIA

WATER SYSTEMS AND CONSECUTIVE SYSTEMS SERVED	EPA ID NO	COUNTY	CHEM USED	STATUS	FLUOR START DATE	POP SERVED	NATURAL SYSTEMS NAT LEVEL	OPT LEVEL
SPRINGFIELD	1030002	EFFINGHAM	Acid	ADJ	/74	1500		1.0
TOTAL POPULATION SERVED BY SOURCE WATER SYSTEM - - - - -						1500		
ST MARYS	0390001	CAMDEN	NaSiF6	ADJ	09/81	9000		1.0
TOTAL POPULATION SERVED BY SOURCE WATER SYSTEM - - - - -						9000		
ST SIMONS WATER DIST	0630618	GLYNN		NATL		10665	1.2	
TOTAL POPULATION SERVED BY SOURCE WATER SYSTEM - - - - -						10665		
STATESBORO	0310004	BULLOCH	Acid	ADJ	10/55	16000		1.0
TOTAL POPULATION SERVED BY SOURCE WATER SYSTEM - - - - -						16000		
STATHAM	0130001	BARROW	NaF	ADJ	/79	2086		1.0
TOTAL POPULATION SERVED BY SOURCE WATER SYSTEM - - - - -						2086		
SUMMERVILLE	0550003	CHATTOOGA	NaF	ADJ	/79	9540		1.0
TOTAL POPULATION SERVED BY SOURCE WATER SYSTEM - - - - -						9540		
SUWANEE	1350010	GWINNETT	NaF	ADJ	/78	600		1.0
TOTAL POPULATION SERVED BY SOURCE WATER SYSTEM - - - - -						600		
SWAINSBORO	1070005	EMANUEL	NaF	ADJ	/74	7844		1.0
TOTAL POPULATION SERVED BY SOURCE WATER SYSTEM - - - - -						7844		
SYLVANIA	2510003	SCREVEN	Acid	ADJ	/74	3428		1.0
TOTAL POPULATION SERVED BY SOURCE WATER SYSTEM - - - - -						3428		
SYLVESTER	3210003	WORTH	NaF	ADJ	11/64	5702		1.0
TOTAL POPULATION SERVED BY SOURCE WATER SYSTEM - - - - -						5702		
TALBOTTON	2630000	TALBOT	NaF	ADJ	04/87	1150		1.0
TOTAL POPULATION SERVED BY SOURCE WATER SYSTEM - - - - -						1150		
TALLULAH FALLS	2410001	RABUN	NaF	ADJ	/79	104		1.0
TOTAL POPULATION SERVED BY SOURCE WATER SYSTEM - - - - -						104		
TENNESSEE-AMERICAN WTR CO, TN	1461279	CATOOSA	Acid	ADJ	/52	0		1.0

POPULATION SERVED FLUORIDATED DRINKING WATER BY SOURCE SYSTEM,
CONSECUTIVE SYSTEM, AND COUNTY WITHIN STATE (AS OF 12/31/92)

GEORGIA

WATER SYSTEMS AND CONSECUTIVE SYSTEMS SERVED	EPA ID NO	COUNTY	CHEM USED	STATUS	FLUOR START DATE	POP SERVED	NATURAL SYSTEMS NAT LEVEL	OPT LEVEL
FORT OGLETHORPE	0230179	CATOOSA		CONS		4300		
RINGGOLD	0470002	CATOOSA		CONS		1994		
ROSSVILLE		WALKER		CONS		7800		
TOTAL POPULATION SERVED BY SOURCE WATER SYSTEM - - - - -						14094		
THOMASTON	2930012	UPSON	NaSiF6	ADJ	06/61	9900		1.0
UPSON COUNTY	1451263	UPSON		CONS		4900		
TOTAL POPULATION SERVED BY SOURCE WATER SYSTEM - - - - -						14800		
THOMASVILLE	2750005	THOMAS	NaF	ADJ	11/54	24000		1.0
TOTAL POPULATION SERVED BY SOURCE WATER SYSTEM - - - - -						24000		
THOMSON	1890001	MCDUFFIE	Acid	ADJ	/69	9242		1.0
TOTAL POPULATION SERVED BY SOURCE WATER SYSTEM - - - - -						9242		
TIFTON	2770001	TIFT	NaF	ADJ	/75	22162		1.0
TOTAL POPULATION SERVED BY SOURCE WATER SYSTEM - - - - -						22162		
TOCCOA	2570001	STEPHENS	Acid	ADJ	05/61	18265		1.0
TOTAL POPULATION SERVED BY SOURCE WATER SYSTEM - - - - -						18265		
TWIN CITY	1070006	EMANUEL	Acid	ADJ	05/83	2500		1.0
TOTAL POPULATION SERVED BY SOURCE WATER SYSTEM - - - - -						2500		
TWIN LAKES	1850034	LOWNDES	Acid	ADJ	03/87	1100		1.0
TOTAL POPULATION SERVED BY SOURCE WATER SYSTEM - - - - -						1100		
TY TY	2770003	TIFT	Acid	ADJ	08/87	689		1.0
TOTAL POPULATION SERVED BY SOURCE WATER SYSTEM - - - - -						689		
TYBEE ISLAND	0510005	CHATHAM		NATL		2842	0.8	
TOTAL POPULATION SERVED BY SOURCE WATER SYSTEM - - - - -						2842		
UNADILLA	0930003	UNADILLA	NaF	ADJ	08/85	2100		1.0
TOTAL POPULATION SERVED BY SOURCE WATER SYSTEM - - - - -						2100		
UNION POINT	1330002	GREENE	NaF	ADJ	/75	2010		1.0
TOTAL POPULATION SERVED BY SOURCE WATER SYSTEM - - - - -						2010		

POPULATION SERVED FLUORIDATED DRINKING WATER BY SOURCE SYSTEM,
CONSECUTIVE SYSTEM, AND COUNTY WITHIN STATE (AS OF 12/31/92)

GEORGIA

WATER SYSTEMS AND CONSECUTIVE SYSTEMS SERVED	EPA ID NO	COUNTY	CHEM USED	STATUS	FLUOR START DATE	POP SERVED	NATURAL SYSTEMS NAT LEVEL	OPT LEVEL
UVALDA	2090005	MONTGOMERY	Acid	ADJ	05/88	688		1.0
TOTAL POPULATION SERVED BY SOURCE WATER SYSTEM - - - - -						688		
VALDOSTA	1850002	LOWNDES	Acid	ADJ	04/54	43000		1.0
TOTAL POPULATION SERVED BY SOURCE WATER SYSTEM - - - - -						43000		
VIDALIA	2790002	TOOMBS	Acid	ADJ	/75	13578		1.0
TOTAL POPULATION SERVED BY SOURCE WATER SYSTEM - - - - -						13578		
VIENNA	0930004	DOOLY	Acid	ADJ	/74	2900		1.0
TOTAL POPULATION SERVED BY SOURCE WATER SYSTEM - - - - -						2900		
VILLA RICA	0450006	CARROLL	NaF	ADJ	/74	4200		1.0
TOTAL POPULATION SERVED BY SOURCE WATER SYSTEM - - - - -						4200		
WADLEY	1630004	JEFFERSON	Acid	ADJ	/77	2475		1.0
TOTAL POPULATION SERVED BY SOURCE WATER SYSTEM - - - - -						2475		
WALKER CO WA	2950013	WALKER	NaSiF6	ADJ	/84	30		1.0
TOTAL POPULATION SERVED BY SOURCE WATER SYSTEM - - - - -						30		
WARM SPRINGS FOUNDATION	0990966	MERIWETHER	NaF	ADJ	10/62	750		1.0
TOTAL POPULATION SERVED BY SOURCE WATER SYSTEM - - - - -						750		
WARNER ROBINS	1530007	HOUSTON	NaF	ADJ	11/62	42900		1.0
TOTAL POPULATION SERVED BY SOURCE WATER SYSTEM - - - - -						42900		
WARRENTON	3010001	WARREN	NaF	ADJ	12/70	2525		1.0
TOTAL POPULATION SERVED BY SOURCE WATER SYSTEM - - - - -						2525		
WASHINGTON	3170002	WILKES	NaSiF6	ADJ	10/70	5850		1.0
TOTAL POPULATION SERVED BY SOURCE WATER SYSTEM - - - - -						5850		
WATKINSVILLE-OCONEE CO WA	2190000	OCONEE	Acid	ADJ	/74	5832		1.0
TOTAL POPULATION SERVED BY SOURCE WATER SYSTEM - - - - -						5832		

POPULATION SERVED FLUORIDATED DRINKING WATER BY SOURCE SYSTEM,
CONSECUTIVE SYSTEM, AND COUNTY WITHIN STATE (AS OF 12/31/92)

GEORGIA

WATER SYSTEMS AND CONSECUTIVE SYSTEMS SERVED	EPA ID NO	COUNTY	CHEM USED	STATUS	FLUOR START DATE	POP SERVED	NATURAL SYSTEMS NAT LEVEL	OPT LEVEL
WAVERLY HALL	1450003	HARRIS	NaF	ADJ	09/88	900		1.0
TOTAL POPULATION SERVED BY SOURCE WATER SYSTEM - - - - -						900		
WAYCROSS	2990002	WARE	NaF	ADJ	11/55	16400		1.0
TOTAL POPULATION SERVED BY SOURCE WATER SYSTEM - - - - -						16400		
WAYNESBORO	0330004	BURKE	Acid	ADJ	03/63	5100		1.0
TOTAL POPULATION SERVED BY SOURCE WATER SYSTEM - - - - -						5100		
WEST POINT	2850002	TROUP	NaF	ADJ	04/57	4000		1.0
TOTAL POPULATION SERVED BY SOURCE WATER SYSTEM - - - - -						4000		
WHITE	0150004	BARTOW	NaF	ADJ	10/88	800		1.0
TOTAL POPULATION SERVED BY SOURCE WATER SYSTEM - - - - -						800		
WHITE PLAINS	1330003	GREENE	NaF	ADJ	06/82	361		1.0
TOTAL POPULATION SERVED BY SOURCE WATER SYSTEM - - - - -						361		
WILLACOOCHEE	0020009	ATKINSON	Acid	ADJ	04/85	1750		1.0
TOTAL POPULATION SERVED BY SOURCE WATER SYSTEM - - - - -						1750		
WINDER	0130002	BARROW	NaF	ADJ	/75	19000		1.0
TOTAL POPULATION SERVED BY SOURCE WATER SYSTEM - - - - -						19000		
WOODBINE	0390002	CAMDEN	Acid	ADJ	03/89	1200		1.0
TOTAL POPULATION SERVED BY SOURCE WATER SYSTEM - - - - -						1200		
WOODBURY	1990005	MERIWETHER	NaF	ADJ	/75	1800		1.0
TOTAL POPULATION SERVED BY SOURCE WATER SYSTEM - - - - -						1800		
WRENS	1630005	JEFFERSON	NaF	ADJ	/55	2500		1.0
TOTAL POPULATION SERVED BY SOURCE WATER SYSTEM - - - - -						2500		
WRIGHTSVILLE	1670002	JOHNSON	NaF	ADJ	09/80	2335		1.0
TOTAL POPULATION SERVED BY SOURCE WATER SYSTEM - - - - -						2335		
YOUNG HARRIS	2810001	TOWNS	NaF	ADJ	/75	907		1.0
TOTAL POPULATION SERVED BY SOURCE WATER SYSTEM - - - - -						907		

POPULATION SERVED FLUORIDATED DRINKING WATER BY SOURCE SYSTEM,
CONSECUTIVE SYSTEM, AND COUNTY WITHIN STATE (AS OF 12/31/92)

GEORGIA

WATER SYSTEMS AND CONSECUTIVE SYSTEMS SERVED	EPA ID NO	COUNTY	CHEM USED	STATUS	FLUOR START DATE	POP SERVED	NATURAL SYSTEMS NAT LEVEL	OPT LEVEL
ZEBULON	2310004	PIKE	NaF	ADJ	12/85	1456		1.0
TOTAL POPULATION SERVED BY SOURCE WATER SYSTEM - - - - -						1456		

STATE SUMMARY DATA AS OF 12/31/92

HAWAII

SYSTEM SIZE CLASSIFICATION

	FLUORIDATED SYSTEMS		PUBLIC WATER SYSTEMS	
	NUMBER OF SYSTEMS	TOTAL POPULATION	NUMBER OF SYSTEMS	TOTAL POPULATION
=<1,000	1	354	64	20,000
1,001-5,000	4	11,178	39	86,000
5,001-10,000	3	22,450	12	79,000
10,001-50,000	2	43,662	12	225,000
50,001-100,000	1	73,000	1	65,000
>100,000	0	0	2	686,000
TOTAL	11	150,644	130	1,160,000

FLUORIDATED SYSTEM CLASSIFICATION

	NUMBER	POPULATION	PERCENTAGE (POP.)
ADJUSTED	7	137,720	92.1
CONSECUTIVE	3	11,570	7.7
NATURAL	1	354	0.2
TOTAL	11	150,644	

SCHOOLS, INDIAN AND MILITARY SYSTEMS

	ADJUSTED		NATURAL	
	NUMBER	POP.	NUMBER	POP.
TOTAL SCHOOLS	0	0	0	0
INDIAN SYSTEMS	0	0	0	0
INDIAN SCHOOLS	0	0	0	0
MILITARY SYSTEMS	10	150,290	0	0

CHEMICAL USAGE OF FLUORIDATING SYSTEMS

	NUMBER	POPULATION
SODIUM FLUORIDE	10	150,290
SODIUM SILICOFLUORIDE	0	0
HYDROFLUOSILICIC ACID	0	0

POPULATION SERVED FLUORIDATED DRINKING WATER BY SOURCE SYSTEM,
CONSECUTIVE SYSTEM, AND COUNTY WITHIN STATE (AS OF 12/31/92)

HAWAII

WATER SYSTEMS AND CONSECUTIVE SYSTEMS SERVED	EPA ID NO	COUNTY	CHEM USED	STATUS	FLUOR START DATE	POP SERVED	NATURAL SYSTEMS NAT LEVEL	OPT LEVEL
BARBER'S POINT	0000355	HONOLULU	NaF	ADJ		6800		0.7
TOTAL POPULATION SERVED BY SOURCE WATER SYSTEM - - - - -						6800		
FORT SHAFTER	0000341	HONOLULU	NaF	ADJ	11/55	4987		0.7
TOTAL POPULATION SERVED BY SOURCE WATER SYSTEM - - - - -						4987		
KANEOHE MARINE CORPS AIR STA	0000356	HONOLULU	NaF	ADJ		15000		1.0
TOTAL POPULATION SERVED BY SOURCE WATER SYSTEM - - - - -						15000		
KONA VILLAGE	0000140	HAWAII		NATL		354	0.7	
TOTAL POPULATION SERVED BY SOURCE WATER SYSTEM - - - - -						354		
LUALUALEI	0000358	HONOLULU	NaF	ADJ		6800		0.7
TOTAL POPULATION SERVED BY SOURCE WATER SYSTEM - - - - -						6800		
PEARL HARBOR	0000360	HONOLULU	NaF	ADJ	/58	73000		0.7
HICKAM AFB	0000350	HONOLULU		CONS		8850		
TOTAL POPULATION SERVED BY SOURCE WATER SYSTEM - - - - -						81850		
SCHOFIELD BARRACK	0000345	HONOLULU	NaF	ADJ	11/56	28662		0.7
NAVCAM EAST PAC	0000357	HONOLULU		CONS		1400		
WHEELER AFB	0000352	HONOLULU		CONS		1320		
TOTAL POPULATION SERVED BY SOURCE WATER SYSTEM - - - - -						31382		
TRIPLER	0000346	HONOLULU	NaF	ADJ		3471		0.7
TOTAL POPULATION SERVED BY SOURCE WATER SYSTEM - - - - -						3471		

STATE SUMMARY DATA AS OF 12/31/92

IDAHO

SYSTEM SIZE CLASSIFICATION

	FLUORIDATED SYSTEMS		PUBLIC WATER SYSTEMS	
	NUMBER OF SYSTEMS	TOTAL POPULATION	NUMBER OF SYSTEMS	TOTAL POPULATION
=<1,000	33	10,528	715	118,000
1,001-5,000	20	47,027	60	143,000
5,001-10,000	4	29,313	14	106,000
10,001-50,000	7	137,867	10	253,000
50,001-100,000	0	0	0	0
>100,000	1	144,000	1	144,000
TOTAL	65	368,735	800	763,000

FLUORIDATED SYSTEM CLASSIFICATION

	NUMBER	POPULATION	PERCENTAGE (POP.)
ADJUSTED	17	63,433	17.2
CONSECUTIVE	2	750	0.2
NATURAL	46	304,552	82.6
TOTAL	65	368,735	

SCHOOLS, INDIAN AND MILITARY SYSTEMS

	ADJUSTED		NATURAL	
	NUMBER	POP.	NUMBER	POP.
TOTAL SCHOOLS	0	0	0	0
INDIAN SYSTEMS	5	1,434	0	0
INDIAN SCHOOLS	0	0	0	0
MILITARY SYSTEMS	1	7,500	0	0

CHEMICAL USAGE OF FLUORIDATING SYSTEMS

	NUMBER	POPULATION
SODIUM FLUORIDE	8	5,943
SODIUM SILICOFLUORIDE	8	42,215
HYDROFLUOSILICIC ACID	0	0

POPULATION SERVED FLUORIDATED DRINKING WATER BY SOURCE SYSTEM,
CONSECUTIVE SYSTEM, AND COUNTY WITHIN STATE (AS OF 12/31/92)

IDAHO

WATER SYSTEMS AND CONSECUTIVE SYSTEMS SERVED	EPA ID NO	COUNTY	CHEM USED	STATUS	FLUOR START DATE	POP SERVED	NATURAL NAT LEVEL	SYSTEMS OPT LEVEL
ABERDEEN	6060001	BINGHAM		NATL		1500	0.7	
TOTAL POPULATION SERVED BY SOURCE WATER SYSTEM - - - - -						1500		
ARCO	6120001	BUTTE		NATL		1080	0.9	
TOTAL POPULATION SERVED BY SOURCE WATER SYSTEM - - - - -						1080		
ARIMO	6030002	BANNOCK		NATL		320	0.9	
TOTAL POPULATION SERVED BY SOURCE WATER SYSTEM - - - - -						320		
ASHTON	7220004	FREMONT		NATL		1180	0.9	
TOTAL POPULATION SERVED BY SOURCE WATER SYSTEM - - - - -						1180		
BOISE	4010016	ADA		NATL		144000	0.8	
TOTAL POPULATION SERVED BY SOURCE WATER SYSTEM - - - - -						144000		
BONNERS FERRY	1110003	BOUNDARY	NaSiF6	ADJ	03/52	3800		1.0
NORTH WATER COMPANY	1110022	BOUNDARY		CONS		250		
SOUTH HILL WATER CO	1110026	BOUNDARY		CONS		500		
TOTAL POPULATION SERVED BY SOURCE WATER SYSTEM - - - - -						4550		
BRUNEAU	3370007	OWYHEE		NATL		200	3.6	
TOTAL POPULATION SERVED BY SOURCE WATER SYSTEM - - - - -						200		
BUHL	5420007	TWIN FALLS		NATL		3515	1.8	
TOTAL POPULATION SERVED BY SOURCE WATER SYSTEM - - - - -						3515		
CALDWELL	3140013	CANYON		NATL		18600	0.8	
TOTAL POPULATION SERVED BY SOURCE WATER SYSTEM - - - - -						18600		
CASTLEFORD	5240010	TWIN FALLS		NATL		191	1.1	
TOTAL POPULATION SERVED BY SOURCE WATER SYSTEM - - - - -						191		
CLAYTON		CUSTER		NATL		43	0.9	
TOTAL POPULATION SERVED BY SOURCE WATER SYSTEM - - - - -						43		
CRAIGMONT	2310001	LWEIS		NATL		600	0.7	
TOTAL POPULATION SERVED BY SOURCE WATER SYSTEM - - - - -						600		

POPULATION SERVED FLUORIDATED DRINKING WATER BY SOURCE SYSTEM,
CONSECUTIVE SYSTEM, AND COUNTY WITHIN STATE (AS OF 12/31/92)

IDAHO

WATER SYSTEMS AND CONSECUTIVE SYSTEMS SERVED	EPA ID NO	COUNTY	CHEM USED	STATUS	FLUOR START DATE	POP SERVED	NATURAL SYSTEMS NAT LEVEL	OPT LEVEL
DESMET	1600001	BENEWAH	NaF	ADJ	07/89	139		1.0
	TOTAL POPULATION SERVED BY SOURCE WATER SYSTEM - - - - -					139		
ELK RIVER	2180013	CLEARWATER		NATL		240	2.9	
	TOTAL POPULATION SERVED BY SOURCE WATER SYSTEM - - - - -					240		
EMMETT	3230012	GEM		NATL		4000	0.7	
	TOTAL POPULATION SERVED BY SOURCE WATER SYSTEM - - - - -					4000		
FIELD 19	1600003	NEZPERCE	NaF	ADJ	12/88	75		1.0
	TOTAL POPULATION SERVED BY SOURCE WATER SYSTEM - - - - -					75		
FILER	5420021	TWIN FALLS		NATL		1640	2.6	
	TOTAL POPULATION SERVED BY SOURCE WATER SYSTEM - - - - -					1640		
FORTHALL	6060018	BINGHAM	NaF	ADJ	01/88	600		1.0
	TOTAL POPULATION SERVED BY SOURCE WATER SYSTEM - - - - -					600		
FRUITLAND	3380005	PAYETTE		NATL		2600	0.7	
	TOTAL POPULATION SERVED BY SOURCE WATER SYSTEM - - - - -					2600		
GLENNS FERRY	4200022	ELMORE		NATL		1400	0.8	
	TOTAL POPULATION SERVED BY SOURCE WATER SYSTEM - - - - -					1400		
GRANDVIEW	3370010	OWYHEE		NATL		450	0.7	
	TOTAL POPULATION SERVED BY SOURCE WATER SYSTEM - - - - -					450		
GRANGEVILLE	2250023	IDAHO		NATL		3226	0.6	
	TOTAL POPULATION SERVED BY SOURCE WATER SYSTEM - - - - -					3226		
GREENLEAF	3140041	CANYON		NATL		500	0.8	
	TOTAL POPULATION SERVED BY SOURCE WATER SYSTEM - - - - -					500		
HEADQUARTERS, POT LATCH CORP.	2180029	CLEARWATER	NaSiF6	ADJ	/58	200		1.0
	TOTAL POPULATION SERVED BY SOURCE WATER SYSTEM - - - - -					200		
HEYBURN	5340006	MINIDOKA		NATL		2800	0.9	
	TOTAL POPULATION SERVED BY SOURCE WATER SYSTEM - - - - -					2800		

POPULATION SERVED FLUORIDATED DRINKING WATER BY SOURCE SYSTEM,
CONSECUTIVE SYSTEM, AND COUNTY WITHIN STATE (AS OF 12/31/92)

IDAHO

WATER SYSTEMS AND CONSECUTIVE SYSTEMS SERVED	EPA ID NO	COUNTY	CHEM USED	STATUS	FLUOR START DATE	POP SERVED	NATURAL SYSTEMS NAT LEVEL	OPT LEVEL
HOLLISTER	5420030	TWIN FALLS			NATL	160	0.7	
TOTAL POPULATION SERVED BY SOURCE WATER SYSTEM - - - - -						160		
HOMEDALE	3370012	OWYHEE			NATL	2000	0.8	
TOTAL POPULATION SERVED BY SOURCE WATER SYSTEM - - - - -						2000		
KELLOGG	1400014	SHOSHONE			NATL	5000	0.7	
TOTAL POPULATION SERVED BY SOURCE WATER SYSTEM - - - - -						5000		
KING HILL	4200026	ELMORE			NATL	100	15.9	
TOTAL POPULATION SERVED BY SOURCE WATER SYSTEM - - - - -						100		
KUNA	4010085	ADA			NATL	2200	1.2	
TOTAL POPULATION SERVED BY SOURCE WATER SYSTEM - - - - -						2200		
LAPWAI B.I.A.	1612108	NEZPERCE	NaF	ADJ	01/88	575		1.0
TOTAL POPULATION SERVED BY SOURCE WATER SYSTEM - - - - -						575		
LAPWAI CITY	0000002	NEZ PERCE	NaF	ADJ	01/73	1100		1.0
TOTAL POPULATION SERVED BY SOURCE WATER SYSTEM - - - - -						1100		
LEWISTON	2350014	NEZ PERCE	NaSiF6	ADJ	06/47	14052		1.0
TOTAL POPULATION SERVED BY SOURCE WATER SYSTEM - - - - -						14052		
LEWISTON-ORCHARDS	2350015	NEZ PERCE	OTHER	ADJ	00/00	16000		1.0
TOTAL POPULATION SERVED BY SOURCE WATER SYSTEM - - - - -						16000		
MACKORY	7190032	CUSTER			NATL	650	0.7	
TOTAL POPULATION SERVED BY SOURCE WATER SYSTEM - - - - -						650		
MARSING	3370013	OWYHEE			NATL	786	1.2	
TOTAL POPULATION SERVED BY SOURCE WATER SYSTEM - - - - -						786		
MCCALL	5160060	VALLEY	OTHER	ADJ	00/00	25		1.0
TOTAL POPULATION SERVED BY SOURCE WATER SYSTEM - - - - -						25		

POPULATION SERVED FLUORIDATED DRINKING WATER BY SOURCE SYSTEM,
CONSECUTIVE SYSTEM, AND COUNTY WITHIN STATE (AS OF 12/31/92)

IDAHO

WATER SYSTEMS AND CONSECUTIVE SYSTEMS SERVED	EPA ID NO	COUNTY	CHEM USED	STATUS	FLUOR START DATE	POP SERVED	NATURAL SYSTEMS NAT LEVEL	OPT LEVEL
MELBA	3140070	CANYON			NATL	800	1.1	
TOTAL POPULATION SERVED BY SOURCE WATER SYSTEM - - - - -						800		
MIDVALE	3440007	WASHINGTON			NATL	200	0.7	
TOTAL POPULATION SERVED BY SOURCE WATER SYSTEM - - - - -						200		
MINIDOKA	5340010	MINIDOKA			NATL	100	0.8	
TOTAL POPULATION SERVED BY SOURCE WATER SYSTEM - - - - -						100		
MOSCOW	2290029	LATAH			NATL	16513	1.2	
TOTAL POPULATION SERVED BY SOURCE WATER SYSTEM - - - - -						16513		
MOUNTAIN HOME	4200032	ELMORE	NaSiF6	ADJ	03/82	7913		1.0
TOTAL POPULATION SERVED BY SOURCE WATER SYSTEM - - - - -						7913		
MOUNTAIN HOME AFB	4200054	ELMORE	NaSiF6	ADJ	10/60	7500		1.0
TOTAL POPULATION SERVED BY SOURCE WATER SYSTEM - - - - -						7500		
MURPHY COMMUNITY	3370014	OWYHEE			NATL	75	1.0	
TOTAL POPULATION SERVED BY SOURCE WATER SYSTEM - - - - -						75		
NAMPA	3140080	CANYON			NATL	30000	0.7	
TOTAL POPULATION SERVED BY SOURCE WATER SYSTEM - - - - -						30000		
NEW MEADOWS	3020012	ADAMS			NATL	650	0.9	
TOTAL POPULATION SERVED BY SOURCE WATER SYSTEM - - - - -						650		
NEWDALE	7220047	FREMONT			NATL	400	4.9	
TOTAL POPULATION SERVED BY SOURCE WATER SYSTEM - - - - -						400		
OROFINO	2180024	CLEARWATER	NaF	ADJ	08/52	1609		1.0
TOTAL POPULATION SERVED BY SOURCE WATER SYSTEM - - - - -						1609		
PARKER	7220051	FREMONT			NATL	300	1.2	
TOTAL POPULATION SERVED BY SOURCE WATER SYSTEM - - - - -						300		
PARMA	3140089	CANYON			NATL	1817	1.0	
TOTAL POPULATION SERVED BY SOURCE WATER SYSTEM - - - - -						1817		

POPULATION SERVED FLUORIDATED DRINKING WATER BY SOURCE SYSTEM,
CONSECUTIVE SYSTEM, AND COUNTY WITHIN STATE (AS OF 12/31/92)

IDAHO

WATER SYSTEMS AND CONSECUTIVE SYSTEMS SERVED	EPA ID NO	COUNTY	CHEM USED	STATUS	FLUOR START DATE	POP SERVED	NATURAL SYSTEMS NAT LEVEL	OPT LEVEL
PONDERAY	0000001	BONNER	OTHER	ADJ	00/00	0		1.0
TOTAL POPULATION SERVED BY SOURCE WATER SYSTEM - - - - -						0		
REWBENS	2310006	LEWIS		NATL		70	0.7	
TOTAL POPULATION SERVED BY SOURCE WATER SYSTEM - - - - -						70		
REXBURG	7330022	MADISON		NATL		14302	1.1	
TOTAL POPULATION SERVED BY SOURCE WATER SYSTEM - - - - -						14302		
RIVERSIDE INDEP.	2180032	CLEARWATER	NaF	ADJ	08/63	1800		1.0
TOTAL POPULATION SERVED BY SOURCE WATER SYSTEM - - - - -						1800		
ROBERTS	7260035	JEFFERSON		NATL		560	0.8	
TOTAL POPULATION SERVED BY SOURCE WATER SYSTEM - - - - -						560		
RUPERT	5340017	MINIDOKA		NATL		5900	0.7	
TOTAL POPULATION SERVED BY SOURCE WATER SYSTEM - - - - -						5900		
SANDPOINT	1090121	BONNER	NaSiF6	ADJ	04/52	8000		1.0
TOTAL POPULATION SERVED BY SOURCE WATER SYSTEM - - - - -						8000		
ST ANTHONY	7220067	FREMONT		NATL		3500	1.4	
TOTAL POPULATION SERVED BY SOURCE WATER SYSTEM - - - - -						3500		
SWEETWATER	1611110	NEZPERCE	NaF	ADJ	12/88	45		1.0
TOTAL POPULATION SERVED BY SOURCE WATER SYSTEM - - - - -						45		
TETON	7220072	FREMONT		NATL		570	2.8	
TOTAL POPULATION SERVED BY SOURCE WATER SYSTEM - - - - -						570		
TWIN FALLS	5420058	TWIN FALLS		NATL		28400	0.7	
TOTAL POPULATION SERVED BY SOURCE WATER SYSTEM - - - - -						28400		
WHITEBIRD	2250068	IDAHO		NATL		154	1.2	
TOTAL POPULATION SERVED BY SOURCE WATER SYSTEM - - - - -						154		

POPULATION SERVED FLUORIDATED DRINKING WATER BY SOURCE SYSTEM,
CONSECUTIVE SYSTEM, AND COUNTY WITHIN STATE (AS OF 12/31/92)

IDAHO

WATER SYSTEMS AND CONSECUTIVE SYSTEMS SERVED	EPA ID	COUNTY	CHEM USED	STATUS	FLUOR START	POP	NATURAL SYSTEMS	
	NO				DATE	SERVED	NAT LEVEL	OPT LEVEL
WILDER	3140138	CANYON		NATL		1260	1.5	
TOTAL POPULATION SERVED BY SOURCE WATER SYSTEM - - - - -						1260		

STATE SUMMARY DATA AS OF 12/31/92

ILLINOIS

SYSTEM SIZE CLASSIFICATION

	FLUORIDATED SYSTEMS		PUBLIC WATER SYSTEMS	
	NUMBER OF SYSTEMS	TOTAL POPULATION	NUMBER OF SYSTEMS	TOTAL POPULATION
=<1,000	806	336,044	1,112	392,000
1,001-5,000	457	1,022,337	478	1,064,000
5,001-10,000	115	820,714	123	885,000
10,001-50,000	164	3,515,695	160	3,435,000
50,001-100,000	18	1,222,042	19	1,257,000
>100,000	5	3,284,101	6	3,685,000
TOTAL	1,565	10,200,933	1,898	10,718,000

FLUORIDATED SYSTEM CLASSIFICATION

	NUMBER	POPULATION	PERCENTAGE (POP.)
ADJUSTED	911	6,482,897	53.9
CONSECUTIVE	487	5,098,798	42.4
NATURAL	167	446,050	3.7
TOTAL	1,565	12,027,745	

SCHOOLS, INDIAN AND MILITARY SYSTEMS

	ADJUSTED		NATURAL	
	NUMBER	POP.	NUMBER	POP.
TOTAL SCHOOLS	0	0	0	0
INDIAN SYSTEMS	0	0	0	0
INDIAN SCHOOLS	0	0	0	0
MILITARY SYSTEMS	5	51,695	0	0

CHEMICAL USAGE OF FLUORIDATING SYSTEMS

	NUMBER	POPULATION
SODIUM FLUORIDE	197	228,883
SODIUM SILICOFUORIDE	62	414,770
HYDROFLUOSILICIC ACID	1,104	10,724,654

POPULATION SERVED FLUORIDATED DRINKING WATER BY SOURCE SYSTEM,
CONSECUTIVE SYSTEM, AND COUNTY WITHIN STATE (AS OF 12/31/92)

ILLINOIS

WATER SYSTEMS AND CONSECUTIVE SYSTEMS SERVED	EPA ID NO	COUNTY	CHEM USED	STATUS	FLUOR START DATE	POP SERVED	NATURAL SYSTEMS NAT LEVEL	OPT LEVEL
ABINGDON WS	0950050	KNOX			NATL	4027	2.4	
TOTAL POPULATION SERVED BY SOURCE WATER SYSTEM - - - - -						4027		
ADGPTV WATER COMM	1175200	MACOUPIN	Acid	ADJ	07/68	0		1.0
AUBURN	1670050	SANGAMON		CONS		3724		
DIVERNON	1670450	SANGAMON		CONS		1178		
GIRARD	1170450	MACOUPIN		CONS		2164		
NILWOOD	1170750	MACOUPIN		CONS		238		
PAWNEE	1670850	SANGAMON		CONS		2510		
THAYER	1671250	SANGAMON		CONS		850		
VIRDEN	1171100	MACOUPIN		CONS		3635		
TOTAL POPULATION SERVED BY SOURCE WATER SYSTEM - - - - -						14299		
ALBANY WS	1950050	WHITESIDE	Acid	ADJ	05/68	900		1.0
TOTAL POPULATION SERVED BY SOURCE WATER SYSTEM - - - - -						900		
ALBERS WS	0270050	CLINTON	Acid	ADJ	/70	700		1.0
TOTAL POPULATION SERVED BY SOURCE WATER SYSTEM - - - - -						700		
ALBION WS	0470050	EDWARDS	Acid	ADJ	11/68	2290		1.0
ELLERY WATER CORP	0470010	EDWARDS		CONS		302		
TOTAL POPULATION SERVED BY SOURCE WATER SYSTEM - - - - -						2592		
ALEDO WS	1310050	MERCER			NATL	3880	2.3	
TOTAL POPULATION SERVED BY SOURCE WATER SYSTEM - - - - -						3880		
ALEXIS WS	1874000	WARREN			NATL	908	1.6	
TOTAL POPULATION SERVED BY SOURCE WATER SYSTEM - - - - -						908		
ALGONQUIN WS	1110050	MCHENRY	Acid	ADJ	01/71	11663		1.0
TOTAL POPULATION SERVED BY SOURCE WATER SYSTEM - - - - -						11663		
ALHAMBRA WS	1190050	MADISON			NATL	830	1.0	
TOTAL POPULATION SERVED BY SOURCE WATER SYSTEM - - - - -						830		
ALLENDALÉ WS	1850050	WABASH	Acid	ADJ	11/70	476		1.0
TOTAL POPULATION SERVED BY SOURCE WATER SYSTEM - - - - -						476		
ALLERTON WS	1834020	VERMILION	Acid	ADJ	05/68	274		1.0
TOTAL POPULATION SERVED BY SOURCE WATER SYSTEM - - - - -						274		

POPULATION SERVED FLUORIDATED DRINKING WATER BY SOURCE SYSTEM,
CONSECUTIVE SYSTEM, AND COUNTY WITHIN STATE (AS OF 12/31/92)

ILLINOIS

WATER SYSTEMS AND CONSECUTIVE SYSTEMS SERVED	EPA ID NO	COUNTY	CHEM USED	STATUS	FLUOR START DATE	POP SERVED	NATURAL SYSTEMS NAT LEVEL	OPT LEVEL
ALPHA WS	0730050	HENRY			NATL	815	2.0	
TOTAL POPULATION SERVED BY SOURCE WATER SYSTEM - - - - -						815		
ALTAMONT WS	0490050	EFFINGHAM	Acid	ADJ	01/71	2296		1.0
TOTAL POPULATION SERVED BY SOURCE WATER SYSTEM - - - - -						2296		
ALTO PASS WS	1815150	UNION	Acid	ADJ	03/67	989		1.0
TOTAL POPULATION SERVED BY SOURCE WATER SYSTEM - - - - -						989		
ALTONA WS	0950100	KNOX			NATL	559	2.5	
TOTAL POPULATION SERVED BY SOURCE WATER SYSTEM - - - - -						559		
ALVIN WS	1830050	VERMILION	Acid	ADJ	02/68	339		1.0
TOTAL POPULATION SERVED BY SOURCE WATER SYSTEM - - - - -						339		
AMBOY WS	1030050	LEE	Acid	ADJ	06/60	2377		1.0
TOTAL POPULATION SERVED BY SOURCE WATER SYSTEM - - - - -						2377		
ANCHOR WS	1130050	MCLEAN			NATL	178	0.8	
TOTAL POPULATION SERVED BY SOURCE WATER SYSTEM - - - - -						178		
ANDALUSIA WS	1610050	ROCK ISLAND	NaF	ADJ	/70	1052		1.0
TOTAL POPULATION SERVED BY SOURCE WATER SYSTEM - - - - -						1052		
ANDOVER WS	0730100	HENRY	NaF	ADJ	12/70	579		1.0
TOTAL POPULATION SERVED BY SOURCE WATER SYSTEM - - - - -						579		
ANNA-JONESBORO WC	1815050	UNION	Acid	ADJ	07/68	91		1.0
ANNA	1810050	UNION		CONS		5325		
CHOATE MENTAL HEALTH	1815500	UNION		CONS		1032		
JONESBORO WC	1810250	UNION		CONS		1827		
SHAWNEE VALLEY PWD	1815550	UNION		CONS		666		
TOTAL POPULATION SERVED BY SOURCE WATER SYSTEM - - - - -						8941		
ANNAWAN WS	0730150	HENRY	NaF	ADJ	12/70	802		1.0
TOTAL POPULATION SERVED BY SOURCE WATER SYSTEM - - - - -						802		

POPULATION SERVED FLUORIDATED DRINKING WATER BY SOURCE SYSTEM,
CONSECUTIVE SYSTEM, AND COUNTY WITHIN STATE (AS OF 12/31/92)

ILLINOIS

WATER SYSTEMS AND CONSECUTIVE SYSTEMS SERVED	EPA ID NO	COUNTY	CHEM USED	STATUS	FLUOR START DATE	POP SERVED	NATURAL SYSTEMS NAT LEVEL	OPT LEVEL
ANTIOCH WS	0970050	LAKE			NATL	6105	0.9	
TOTAL POPULATION SERVED BY SOURCE WATER SYSTEM - - - - -						6105		
APPLE CANYON UTIL CO	0855150	JO DAVIESS	Acid	ADJ	/70	600		1.0
TOTAL POPULATION SERVED BY SOURCE WATER SYSTEM - - - - -						600		
APPLE RIVER WS	0850050	JO DAVIESS	Acid	ADJ	12/68	414		1.0
TOTAL POPULATION SERVED BY SOURCE WATER SYSTEM - - - - -						414		
ARCOLA WS	0410050	DOUGLAS	NaF	ADJ	/70	2678		1.0
TOTAL POPULATION SERVED BY SOURCE WATER SYSTEM - - - - -						2678		
ARENZVILLE WS CONCORD	0170050 1370100	CASS MORGAN	Acid	ADJ CONS	/70	369 172		1.0
TOTAL POPULATION SERVED BY SOURCE WATER SYSTEM - - - - -						541		
ARGENTA WS	1150050	MACON	Acid	ADJ	06/68	940		1.0
TOTAL POPULATION SERVED BY SOURCE WATER SYSTEM - - - - -						940		
ARLINGTON WS	0110050	BUREAU	Acid	ADJ	12/69	200		1.0
TOTAL POPULATION SERVED BY SOURCE WATER SYSTEM - - - - -						200		
ARMINGTON WS	1790050	TAZEWELL	NaF	ADJ	01/69	348		1.0
TOTAL POPULATION SERVED BY SOURCE WATER SYSTEM - - - - -						348		
AROMA PARK WS	0910050	KANKAKEE	Acid	ADJ	06/68	1760		1.0
TOTAL POPULATION SERVED BY SOURCE WATER SYSTEM - - - - -						1760		
ARROWSMITH WS	1130100	MCLEAN			NATL	313	1.0	
TOTAL POPULATION SERVED BY SOURCE WATER SYSTEM - - - - -						313		
ARTHUR WS	1394040	MOULTRIE	Acid	ADJ	04/68	2112		1.0
TOTAL POPULATION SERVED BY SOURCE WATER SYSTEM - - - - -						2112		
ASHKUM WS	0750050	IROQUOIS	Acid	ADJ	/70	650		1.0
TOTAL POPULATION SERVED BY SOURCE WATER SYSTEM - - - - -						650		

POPULATION SERVED FLUORIDATED DRINKING WATER BY SOURCE SYSTEM,
CONSECUTIVE SYSTEM, AND COUNTY WITHIN STATE (AS OF 12/31/92)

ILLINOIS

WATER SYSTEMS AND CONSECUTIVE SYSTEMS SERVED	EPA ID NO	COUNTY	CHEM USED	STATUS	FLUOR START DATE	POP SERVED	NATURAL SYSTEMS NAT LEVEL	OPT LEVEL
ASHLAND WS	0170100	CASS	Acid	ADJ	07/67	1163		1.0
TOTAL POPULATION SERVED BY SOURCE WATER SYSTEM - - - - -						1163		
ASHLEY WS	1890100	WASHINGTON	Acid	ADJ	00/00	583		1.0
TOTAL POPULATION SERVED BY SOURCE WATER SYSTEM - - - - -						583		
ASHMORE WS	0290050	COLES	NaF	ADJ	03/69	800		1.0
TOTAL POPULATION SERVED BY SOURCE WATER SYSTEM - - - - -						800		
ASHTON WS	1030100	LEE	Acid	ADJ	11/69	1042		1.0
TOTAL POPULATION SERVED BY SOURCE WATER SYSTEM - - - - -						1042		
ASSUMPTION WS	0210050	CHRISTIAN	NaF	ADJ	08/53	1244		1.0
TOTAL POPULATION SERVED BY SOURCE WATER SYSTEM - - - - -						1244		
ASTORIA WS	0570050	FULTON	Acid	ADJ	/70	1040		1.0
TOTAL POPULATION SERVED BY SOURCE WATER SYSTEM - - - - -						1040		
ATHENS WS	1290050	MENARD	Acid	ADJ	11/69	1404		1.0
TOTAL POPULATION SERVED BY SOURCE WATER SYSTEM - - - - -						1404		
ATKINSON WS	0730200	HENRY		NATL		950	0.8	
TOTAL POPULATION SERVED BY SOURCE WATER SYSTEM - - - - -						950		
ATLANTA WS	1070050	LOGAN	NaF	ADJ	/70	1616		1.0
TOTAL POPULATION SERVED BY SOURCE WATER SYSTEM - - - - -						1616		
ATWOOD WS	0414060	DOUGLAS	NaF	ADJ	07/75	1464		1.0
TOTAL POPULATION SERVED BY SOURCE WATER SYSTEM - - - - -						1464		
AURORA WS	0894070	KANE		NATL		99581	1.1	
TOTAL POPULATION SERVED BY SOURCE WATER SYSTEM - - - - -						99581		
AVISTON WS	0270100	CLINTON	NaSiF6	ADJ	07/67	924		1.0
TOTAL POPULATION SERVED BY SOURCE WATER SYSTEM - - - - -						924		
AVON WS	0570100	FULTON	NaF	ADJ	10/69	957		1.0
TOTAL POPULATION SERVED BY SOURCE WATER SYSTEM - - - - -						957		

POPULATION SERVED FLUORIDATED DRINKING WATER BY SOURCE SYSTEM,
CONSECUTIVE SYSTEM, AND COUNTY WITHIN STATE (AS OF 12/31/92)

ILLINOIS

WATER SYSTEMS AND CONSECUTIVE SYSTEMS SERVED	EPA ID NO	COUNTY	CHEM USED	STATUS	FLUOR START DATE	POP SERVED	NATURAL SYSTEMS NAT LEVEL	OPT LEVEL
BAILEY SUBD	0115100	BUREAU	Acid	ADJ	/69	42		1.0
TOTAL POPULATION SERVED BY SOURCE WATER SYSTEM - - - - -						42		
BALCITIS SUBD	2015100	WINNEBAGO	Acid	ADJ	/52	150		1.0
TOTAL POPULATION SERVED BY SOURCE WATER SYSTEM - - - - -						150		
BALDWIN WS	1570050	RANDOLPH	Acid	ADJ	/70	426		1.0
TOTAL POPULATION SERVED BY SOURCE WATER SYSTEM - - - - -						426		
BALMORAL HEIGHTS SUBD	1975180	WILL	Acid	ADJ	/56	390		1.0
TOTAL POPULATION SERVED BY SOURCE WATER SYSTEM - - - - -						390		
BARRINGTON WS	0974080	LAKE	Acid	ADJ	11/67	9504		1.0
TOTAL POPULATION SERVED BY SOURCE WATER SYSTEM - - - - -						9504		
BARRY WS	1490050	PIKE	Acid	ADJ	07/70	1391		1.0
TOTAL POPULATION SERVED BY SOURCE WATER SYSTEM - - - - -						1391		
BARTELSON WS	0270150	CLINTON	Acid	ADJ	/71	412		1.0
TOTAL POPULATION SERVED BY SOURCE WATER SYSTEM - - - - -						412		
BARTLETT WS	0314120	COOK	Acid	ADJ	12/67	19373		1.0
TOTAL POPULATION SERVED BY SOURCE WATER SYSTEM - - - - -						19373		
BATAVIA WS	0894130	KANE		NATL		17076	1.2	
TOTAL POPULATION SERVED BY SOURCE WATER SYSTEM - - - - -						17076		
BATCHTOWN WS	0130050	CALHOUN	NaF	ADJ	07/72	225		1.0
TOTAL POPULATION SERVED BY SOURCE WATER SYSTEM - - - - -						225		
BAYLES LAKE OWN ASSN	0755110	IROQUOIS	Acid	ADJ	/68	422		1.0
TOTAL POPULATION SERVED BY SOURCE WATER SYSTEM - - - - -						422		
BAYLIS WS	1490100	PIKE		NATL		257	1.4	
TOTAL POPULATION SERVED BY SOURCE WATER SYSTEM - - - - -						257		

POPULATION SERVED FLUORIDATED DRINKING WATER BY SOURCE SYSTEM,
CONSECUTIVE SYSTEM, AND COUNTY WITHIN STATE (AS OF 12/31/92)

ILLINOIS

WATER SYSTEMS AND CONSECUTIVE SYSTEMS SERVED	EPA ID NO	COUNTY	CHEM USED	STATUS	FLUOR START DATE	POP SERVED	NATURAL SYSTEMS NAT LEVEL	OPT LEVEL
BEARDSTOWN WS	0170150	CASS	NaF	ADJ	/68	4202		1.0
TOTAL POPULATION SERVED BY SOURCE WATER SYSTEM - - - - -						4202		
BEASON CHESTNUT PWD	1075150	LOGAN	NaF	ADJ	/73	445		1.0
TOTAL POPULATION SERVED BY SOURCE WATER SYSTEM - - - - -						445		
BEAVERVILLE WS	0750100	IROQUOIS	NaF	ADJ	/70	278		1.0
TOTAL POPULATION SERVED BY SOURCE WATER SYSTEM - - - - -						278		
BEECHER (VILLAGE)	1970050	WILL	Acid	ADJ	00/00	2032		1.0
TOTAL POPULATION SERVED BY SOURCE WATER SYSTEM - - - - -						2032		
BEECHER CITY WS	0490100	EFFINGHAM	NaF	ADJ	01/71	568		1.0
TOTAL POPULATION SERVED BY SOURCE WATER SYSTEM - - - - -						568		
BEL AIR SUBDIVISION	1975130	WILL	OTHER	ADJ	00/00	81		1.0
TOTAL POPULATION SERVED BY SOURCE WATER SYSTEM - - - - -						81		
BELKNAP WS	0870050	JOHNSON	NaF	ADJ	07/79	593		1.0
PLEASANT GROVE WTR. COR.	0870020	JOHNSON		CONS		49		
TOTAL POPULATION SERVED BY SOURCE WATER SYSTEM - - - - -						642		
BELLFLOWER WS	1130150	MCLEAN	NaF	ADJ	06/71	405		1.0
TOTAL POPULATION SERVED BY SOURCE WATER SYSTEM - - - - -						405		
BELLMONT WS	1850100	WABASH		NATL		323	1.3	
TOTAL POPULATION SERVED BY SOURCE WATER SYSTEM - - - - -						323		
BELLWOOD WS	0310150	COOK		NATL		20100	1.4	
TOTAL POPULATION SERVED BY SOURCE WATER SYSTEM - - - - -						20100		
BELMONT ACRES SUBD	0755150	IROQUOIS	Acid	ADJ	/61	272		1.0
TOTAL POPULATION SERVED BY SOURCE WATER SYSTEM - - - - -						272		
BELMONT-HIGHWOOD PWD	0435180	DU PAGE	Acid	ADJ	/24	498		1.0
TOTAL POPULATION SERVED BY SOURCE WATER SYSTEM - - - - -						498		

POPULATION SERVED FLUORIDATED DRINKING WATER BY SOURCE SYSTEM,
CONSECUTIVE SYSTEM, AND COUNTY WITHIN STATE (AS OF 12/31/92)

ILLINOIS

WATER SYSTEMS AND CONSECUTIVE SYSTEMS SERVED	EPA ID NO	COUNTY	CHEM USED	STATUS	FLUOR START DATE	POP SERVED	NATURAL SYSTEMS NAT LEVEL	OPT LEVEL
BELOIT, WI	1540112	ROCK	Acid	ADJ	04/49	0		1.0
SOUTH BELOIT WS	2010450	WINNEBAGO		CONS		4200		
TOTAL POPULATION SERVED BY SOURCE WATER SYSTEM - - - - -						4200		
BELVIDERE WS	0070050	BOONE	Acid	ADJ	03/71	15598		1.0
TOTAL POPULATION SERVED BY SOURCE WATER SYSTEM - - - - -						15598		
BEMENT WS	1470050	PIATT	Acid	ADJ	/70	1668		1.0
TOTAL POPULATION SERVED BY SOURCE WATER SYSTEM - - - - -						1668		
BENSON WS	2030050	WOODFORD	NaF	ADJ	/70	500		1.0
TOTAL POPULATION SERVED BY SOURCE WATER SYSTEM - - - - -						500		
BETHALTO WS	1190150	MADISON	Acid	ADJ	10/68	9507		1.0
MEADOWBROOK PWD	1195200	MADISON		CONS		1650		
MORO PWD	1195250	MADISON		CONS		450		
TOTAL POPULATION SERVED BY SOURCE WATER SYSTEM - - - - -						11607		
BETHANY WS	1390100	MOULTRIE	Acid	ADJ	09/68	1369		1.0
TOTAL POPULATION SERVED BY SOURCE WATER SYSTEM - - - - -						1369		
BEVERLY MANOR SUB CEN IMP ASSN	1795120	TAZEWELL	Acid	ADJ	04/69	525		1.0
TOTAL POPULATION SERVED BY SOURCE WATER SYSTEM - - - - -						525		
BEVERLY MANOR SUB-GRANT	1795100	TAZEWELL	Acid	ADJ	/43	105		1.0
TOTAL POPULATION SERVED BY SOURCE WATER SYSTEM - - - - -						105		
BEVERLY MANOR SUB-MCGINLEY	1795110	TAZEWELL	Acid	ADJ	04/69	35		1.0
TOTAL POPULATION SERVED BY SOURCE WATER SYSTEM - - - - -						35		
BIGGSVILLE WS	0710050	HENDERSON		NATL		418	3.8	
TOTAL POPULATION SERVED BY SOURCE WATER SYSTEM - - - - -						418		
BIRDS-PINKSTAFF WS	1015300	LAWRENCE	Acid	ADJ	/70	686		1.0
TOTAL POPULATION SERVED BY SOURCE WATER SYSTEM - - - - -						686		
BISHOP HILL WS	0730250	HENRY		NATL		175	2.0	
TOTAL POPULATION SERVED BY SOURCE WATER SYSTEM - - - - -						175		

POPULATION SERVED FLUORIDATED DRINKING WATER BY SOURCE SYSTEM,
CONSECUTIVE SYSTEM, AND COUNTY WITHIN STATE (AS OF 12/31/92)

ILLINOIS

WATER SYSTEMS AND CONSECUTIVE SYSTEMS SERVED	EPA ID NO	COUNTY	CHEM USED	STATUS	FLUOR START DATE	POP SERVED	NATURAL SYSTEMS NAT LEVEL	OPT LEVEL
BISMARCK PWD	1835250	VERMILION	Acid	ADJ	/70	850		1.0
TOTAL POPULATION SERVED BY SOURCE WATER SYSTEM - - - - -						850		
BLAKE WATER CORP	0955150	KNOX		NATL		160	3.2	
TOTAL POPULATION SERVED BY SOURCE WATER SYSTEM - - - - -						160		
BLANDINSVILLE WS	1090100	MCDONOUGH	Acid	ADJ	11/70	762		1.0
TOTAL POPULATION SERVED BY SOURCE WATER SYSTEM - - - - -						762		
BLOOMINGTON TWP WD	1135120	MCLEAN	Acid	ADJ	00/00	500		1.0
TOTAL POPULATION SERVED BY SOURCE WATER SYSTEM - - - - -						500		
BLOOMINGTON WS	1130200	MCLEAN	Acid	ADJ	12/70	51972		1.0
BLOOMINGTON TWP (WEST)	1130040	MCLEAN		CONS		1150		
HICKORY HIGHLANDS WC	1135200	MCLEAN		CONS		350		
HUDSON	1130700	MCLEAN		CONS		1006		
TOWANDA	1131050	MCLEAN		CONS		856		
TOTAL POPULATION SERVED BY SOURCE WATER SYSTEM - - - - -						55334		
BLUE MOUND WS	1150100	MACON	Acid	ADJ	03/71	1161		1.0
TOTAL POPULATION SERVED BY SOURCE WATER SYSTEM - - - - -						1161		
BLUFFS WS	1710100	SCOTT	Acid	ADJ	06/68	774		1.0
TOTAL POPULATION SERVED BY SOURCE WATER SYSTEM - - - - -						774		
BOLINGBROOK OAK TREE	1974152	WILL	NaF	ADJ	/77	1472		1.0
TOTAL POPULATION SERVED BY SOURCE WATER SYSTEM - - - - -						1472		
BOLINGBROOK WS	1974150	WILL	Acid	ADJ	/70	39371		1.0
TOTAL POPULATION SERVED BY SOURCE WATER SYSTEM - - - - -						39371		
BONE GAP WS	0470100	EDWARDS	Acid	ADJ	12/70	271		1.0
TOTAL POPULATION SERVED BY SOURCE WATER SYSTEM - - - - -						271		
BONNIE-BRAE FORS MAN SD	1975140	WILL	Acid	ADJ	/64	2345		1.0
TOTAL POPULATION SERVED BY SOURCE WATER SYSTEM - - - - -						2345		

POPULATION SERVED FLUORIDATED DRINKING WATER BY SOURCE SYSTEM,
CONSECUTIVE SYSTEM, AND COUNTY WITHIN STATE (AS OF 12/31/92)

ILLINOIS

WATER SYSTEMS AND CONSECUTIVE SYSTEMS SERVED	EPA ID NO	COUNTY	CHEM USED	STATUS	FLUOR START DATE	POP SERVED	NATURAL SYSTEMS NAT LEVEL	OPT LEVEL
BOWEN WS	0670200	HANCOCK	NaSiF6	ADJ	/69	462		1.0
TOTAL POPULATION SERVED BY SOURCE WATER SYSTEM - - - - -						462		
BRACEVILLE WS	0630050	GRUNDY		NATL		587	1.4	
TOTAL POPULATION SERVED BY SOURCE WATER SYSTEM - - - - -						587		
BRADFORD WS	1750050	STARK		NATL		924	1.2	
TOTAL POPULATION SERVED BY SOURCE WATER SYSTEM - - - - -						924		
BRADLEY HEIGHTS SUBD	2015050	WINNEBAGO	Acid	ADJ	/25	192		1.0
TOTAL POPULATION SERVED BY SOURCE WATER SYSTEM - - - - -						192		
BRAIDWOOD WS	1970150	WILL		NATL		3584	1.1	
TOTAL POPULATION SERVED BY SOURCE WATER SYSTEM - - - - -						3584		
BREESE WS	0270250	CLINTON	NaSiF6	ADJ	03/56	3567		1.0
ST ROSE PWD	0275250	CLINTON		CONS		1400		
TOTAL POPULATION SERVED BY SOURCE WATER SYSTEM - - - - -						4967		
BREEZEWAY SUBD	1795150	TAZEWELL	NaF	ADJ	/48	110		1.0
TOTAL POPULATION SERVED BY SOURCE WATER SYSTEM - - - - -						110		
BRIMFIELD WS	1430150	PEORIA		NATL		895	3.0	
TOTAL POPULATION SERVED BY SOURCE WATER SYSTEM - - - - -						895		
BROADLANDS	0190050	CHAMPAIGN	Acid	ADJ	/68	340		1.0
TOTAL POPULATION SERVED BY SOURCE WATER SYSTEM - - - - -						340		
BROADWELL WS	1070100	LOGAN	Acid	ADJ	/66	146		1.0
TOTAL POPULATION SERVED BY SOURCE WATER SYSTEM - - - - -						146		
BROCTON WS	0450050	EDGAR	Acid	ADJ	02/71	322		1.0
TOTAL POPULATION SERVED BY SOURCE WATER SYSTEM - - - - -						322		
BROOKPORT WS	1270050	MASSAC	Acid	ADJ	12/71	1070		1.0
TOTAL POPULATION SERVED BY SOURCE WATER SYSTEM - - - - -						1070		

POPULATION SERVED FLUORIDATED DRINKING WATER BY SOURCE SYSTEM,
CONSECUTIVE SYSTEM, AND COUNTY WITHIN STATE (AS OF 12/31/92)

ILLINOIS

WATER SYSTEMS AND CONSECUTIVE SYSTEMS SERVED	EPA ID NO	COUNTY	CHEM USED	STATUS	FLUOR START DATE	POP SERVED	NATURAL NAT LEVEL	SYSTEMS OPT LEVEL
BROOKVIEW WTR ASSN	1435100	PEORIA	Acid	ADJ	/61	300		1.0
TOTAL POPULATION SERVED BY SOURCE WATER SYSTEM - - - - -						300		
BROWNING WS	1690050	SCHUYLER	Acid	ADJ	/76	193		1.0
HICKORY-KERTON COOP	1695200	SCHUYLER		CONS		700		
TOTAL POPULATION SERVED BY SOURCE WATER SYSTEM - - - - -						893		
BRUSSELS WS	0130100	CALHOUN	Acid	ADJ	06/69	125		1.0
TOTAL POPULATION SERVED BY SOURCE WATER SYSTEM - - - - -						125		
BRYANT WS	0570200	FULTON		NATL		310	2.9	
TOTAL POPULATION SERVED BY SOURCE WATER SYSTEM - - - - -						310		
BUCK LAKE EST. SUB.	0375100	DE KALB	OTHER	ADJ	00/00	210		1.0
TOTAL POPULATION SERVED BY SOURCE WATER SYSTEM - - - - -						210		
BUCKINGHAM WS	0910250	KANKAKEE		NATL		340	0.9	
TOTAL POPULATION SERVED BY SOURCE WATER SYSTEM - - - - -						340		
BUCKLEY WS	0750150	IROQUOIS	Acid	ADJ	10/70	557		1.0
TOTAL POPULATION SERVED BY SOURCE WATER SYSTEM - - - - -						557		
BUDA WS	0110100	BUREAU		NATL		700	1.6	
TOTAL POPULATION SERVED BY SOURCE WATER SYSTEM - - - - -						700		
BUREAU JUNCTION	0110150	BUREAU		NATL		450	0.0	
TOTAL POPULATION SERVED BY SOURCE WATER SYSTEM - - - - -						450		
BURLINGTON WS	0890150	KANE	Acid	ADJ	07/68	400		1.0
TOTAL POPULATION SERVED BY SOURCE WATER SYSTEM - - - - -						400		
BUSHNELL WS	1090150	MCDONOUGH		NATL		3288	3.6	
TOTAL POPULATION SERVED BY SOURCE WATER SYSTEM - - - - -						3288		
BUYSSE SUBD	0735000	HENRY	NaF	ADJ	/68	325		1.0
TOTAL POPULATION SERVED BY SOURCE WATER SYSTEM - - - - -						325		

POPULATION SERVED FLUORIDATED DRINKING WATER BY SOURCE SYSTEM,
CONSECUTIVE SYSTEM, AND COUNTY WITHIN STATE (AS OF 12/31/92)

ILLINOIS

WATER SYSTEMS AND CONSECUTIVE SYSTEMS SERVED	EPA ID NO	COUNTY	CHEM USED	STATUS	FLUOR START DATE	POP SERVED	NATURAL SYSTEMS NAT LEVEL	OPT LEVEL
BYRON WS	1410100	OGLE	Acid	ADJ	10/68	2281		1.0
TOTAL POPULATION SERVED BY SOURCE WATER SYSTEM - - - - -						2281		
CABERY WS	0534200	KANKAKEE		NATL		327	1.1	
TOTAL POPULATION SERVED BY SOURCE WATER SYSTEM - - - - -						327		
CAIRO WS	0035030	ALEXANDER	NaSiF6	ADJ	10/68	4937		1.0
TOTAL POPULATION SERVED BY SOURCE WATER SYSTEM - - - - -						4937		
CALHOUN WS	1590050	RICHLAND		NATL		232	1.3	
TOTAL POPULATION SERVED BY SOURCE WATER SYSTEM - - - - -						232		
CAMARGO WS	0410100	DOUGLAS	NaF	ADJ	/70	372		1.0
TOTAL POPULATION SERVED BY SOURCE WATER SYSTEM - - - - -						372		
CAMBRIDGE WS	0730300	HENRY		NATL		2100	1.0	
TOTAL POPULATION SERVED BY SOURCE WATER SYSTEM - - - - -						2100		
CAMELOT UTIL INC	1975200	WILL		NATL		528	2.0	
TOTAL POPULATION SERVED BY SOURCE WATER SYSTEM - - - - -						528		
CAMELOT WC INC	1435450	PEORIA	Acid	ADJ	/71	1000		1.0
TOTAL POPULATION SERVED BY SOURCE WATER SYSTEM - - - - -						1000		
CAMPBELLS WC NO 1	1315250	MERCER		NATL		70	1.0	
TOTAL POPULATION SERVED BY SOURCE WATER SYSTEM - - - - -						70		
CAMPBELLS WC NO 2	1315300	MERCER		NATL		30	1.0	
TOTAL POPULATION SERVED BY SOURCE WATER SYSTEM - - - - -						30		
CAMPGROVE WS	1235100	MARSHALL		NATL		100	2.4	
TOTAL POPULATION SERVED BY SOURCE WATER SYSTEM - - - - -						100		
CAMPUS WS	1050050	LIVINGSTON	Acid	ADJ	/70	137		1.0
TOTAL POPULATION SERVED BY SOURCE WATER SYSTEM - - - - -						137		
CANDLEWICK LAKE UTIL CO	0075050	BOONE	Acid	ADJ	/75	1225		1.0
TOTAL POPULATION SERVED BY SOURCE WATER SYSTEM - - - - -						1225		

POPULATION SERVED FLUORIDATED DRINKING WATER BY SOURCE SYSTEM,
CONSECUTIVE SYSTEM, AND COUNTY WITHIN STATE (AS OF 12/31/92)

ILLINOIS

WATER SYSTEMS AND CONSECUTIVE SYSTEMS SERVED	EPA ID NO	COUNTY	CHEM USED	STATUS	FLUOR START DATE	POP SERVED	NATURAL SYSTEMS NAT LEVEL	OPT LEVEL
CANTON WS	0570250	FULTON	Acid	ADJ	06/67	15232		1.0
CUBA WS	0570300	FULTON		CONS		1440		
DUNFERMLINE-ST DAVID WC	0575150	FULTON		CONS		862		
NORRIS WS	0570750	FULTON		CONS		212		
TOTAL POPULATION SERVED BY SOURCE WATER SYSTEM - - - - -						17746		
CAPRON WS	0070100	BOONE	Acid	ADJ	/70	682		1.0
TOTAL POPULATION SERVED BY SOURCE WATER SYSTEM - - - - -						682		
CARBON CLIFF WS	1610100	ROCK ISLAND	Acid	ADJ	/70	1492		1.0
TOTAL POPULATION SERVED BY SOURCE WATER SYSTEM - - - - -						1492		
CARBON HILL WS	0630100	GRUNDY		NATL		362	0.9	
TOTAL POPULATION SERVED BY SOURCE WATER SYSTEM - - - - -						362		
CARBONDALE WS	0770150	JACKSON	Acid	ADJ	/70	27437		1.0
BUNCOMBE WD	0775120	JACKSON		CONS		728		
CRAB ORCHARD PWD	0775050	JACKSON		CONS		1758		
LAKE INDIAN HILLS SUBD	0775440	JACKSON		CONS		0		
LAKESIDE PWD	0775150	JACKSON		CONS		1641		
SIU\CARBONDALE	0775450	JACKSON		CONS		6354		
SOUTH HIGHWAY PWD	0775400	JACKSON		CONS		8163		
TOTAL POPULATION SERVED BY SOURCE WATER SYSTEM - - - - -						46081		
CARLINVILLE WS	1170150	MACOUPIN	Acid	ADJ	11/69	5416		1.0
FOREST HILLS SBDV	1175090	MACOUPIN		CONS		114		
LAKE WILLIAMSON CHR. CTR	1175100	MACOUPIN		CONS		740		
TOTAL POPULATION SERVED BY SOURCE WATER SYSTEM - - - - -						6270		
CARLOCK WS	1130250	MCLEAN	Acid	ADJ	09/68	418		1.0
TOTAL POPULATION SERVED BY SOURCE WATER SYSTEM - - - - -						418		
CARLYLE WS	0270300	CLINTON	Acid	ADJ	06/52	3474		1.0
BECEMEYER	0270200	CLINTON		CONS		1070		
CARLYLE SOUTHWEST PWD	0275120	CLINTON		CONS		650		
CLINTON CNTY EAST PWD	0275150	CLINTON		CONS		1716		
HOFFMAN RURAL WD	0275230	CLINTON		CONS		660		
TOTAL POPULATION SERVED BY SOURCE WATER SYSTEM - - - - -						7570		

POPULATION SERVED FLUORIDATED DRINKING WATER BY SOURCE SYSTEM,
CONSECUTIVE SYSTEM, AND COUNTY WITHIN STATE (AS OF 12/31/92)

ILLINOIS

WATER SYSTEMS AND CONSECUTIVE SYSTEMS SERVED	EPA ID NO	COUNTY	CHEM USED	STATUS	FLUOR START DATE	POP SERVED	NATURAL SYSTEMS NAT LEVEL	OPT LEVEL
CEDAR POINT WS	0995040	LA SALLE			NATL	350	1.2	
TOTAL POPULATION SERVED BY SOURCE WATER SYSTEM - - - - -						350		
CEDARVILLE WS	1770050	STEPHENSON	Acid	ADJ	11/69	751		1.0
TOTAL POPULATION SERVED BY SOURCE WATER SYSTEM - - - - -						751		
CENTRAL ALEXANDER CO PWD	0035100	ALEXANDER	Acid	ADJ	/73	2184		1.0
TOTAL POPULATION SERVED BY SOURCE WATER SYSTEM - - - - -						2184		
CENTRALIA WS	1214220	MARION	Acid	ADJ	11/67	14274		1.0
HOFFMAN	0270400	CLINTON		CONS		492		
IRVINGTON	1890250	WASHINGTON		CONS		827		
JUNCTION CITY	1210200	MARION		CONS		550		
MURRAY DEV CTR	1215510	MARION		CONS		371		
ODIN	1210350	MARION		CONS		1150		
RACCOON WC	1215100	MARION		CONS		3892		
RICHVIEW	1890500	WASHINGTON		CONS		307		
SANDOVAL	1210500	MARION		CONS		1535		
WALNUT HILL	1210600	MARION		CONS		113		
WAMAC	1214920	MARION		CONS		1501		
TOTAL POPULATION SERVED BY SOURCE WATER SYSTEM - - - - -						25012		
CERRO GORDO WS	1470100	PIATT	Acid	ADJ	08/68	1436		1.0
TOTAL POPULATION SERVED BY SOURCE WATER SYSTEM - - - - -						1436		
CHADWICK WS	0150050	CARROLL	Acid	ADJ	/70	557		1.0
TOTAL POPULATION SERVED BY SOURCE WATER SYSTEM - - - - -						557		
CHANDLERVILLE WS	0170200	CASS	NaF	ADJ	12/70	536		1.0
TOTAL POPULATION SERVED BY SOURCE WATER SYSTEM - - - - -						536		
CHANNAHON (VILLAGE)	1970200	WILL			NATL	4266	1.0	
TOTAL POPULATION SERVED BY SOURCE WATER SYSTEM - - - - -						4266		
CHANUTE AFB	0195637	CHAMPAIGN	Acid	ADJ	/69	3900		1.0
TOTAL POPULATION SERVED BY SOURCE WATER SYSTEM - - - - -						3900		
CHAPIN	1370050	MORGAN	Acid	ADJ	/55	632		1.0
TOTAL POPULATION SERVED BY SOURCE WATER SYSTEM - - - - -						632		

POPULATION SERVED FLUORIDATED DRINKING WATER BY SOURCE SYSTEM,
CONSECUTIVE SYSTEM, AND COUNTY WITHIN STATE (AS OF 12/31/92)

ILLINOIS

WATER SYSTEMS AND CONSECUTIVE SYSTEMS SERVED	EPA ID NO	COUNTY	CHEM USED	STATUS	FLUOR START DATE	POP SERVED	NATURAL SYSTEMS NAT OPT LEVEL LEVEL
CARMI WS	1930100	WHITE	Acid	ADJ	07/68	6794	1.0
BURNT PRAIRIE	1930010	WHITE		CONS		408	
TOTAL POPULATION SERVED BY SOURCE WATER SYSTEM - - - - -						7202	
CARPENTERSVILLE WS	0890200	KANE	Acid	ADJ	11/66	23049	1.0
TOTAL POPULATION SERVED BY SOURCE WATER SYSTEM - - - - -						23049	
CARRIERS MILLS WS	1650050	SALINE	Acid	ADJ	10/69	2204	1.0
TOTAL POPULATION SERVED BY SOURCE WATER SYSTEM - - - - -						2204	
CARROLL HEIGHTS SUBD	0155200	CARROLL	Acid	ADJ	/73	105	1.0
TOTAL POPULATION SERVED BY SOURCE WATER SYSTEM - - - - -						105	
CARROLLTON WS	0610050	GREENE	Acid	ADJ	12/69	2507	1.0
TOTAL POPULATION SERVED BY SOURCE WATER SYSTEM - - - - -						2507	
CARTHAGE WS	0670250	HANCOCK	Acid	ADJ	11/70	2657	1.0
TOTAL POPULATION SERVED BY SOURCE WATER SYSTEM - - - - -						2657	
CARY WS	1110100	MCHENRY	Acid	ADJ	12/66	10043	1.0
TOTAL POPULATION SERVED BY SOURCE WATER SYSTEM - - - - -						10043	
CASEY WS	0230050	CLARK	NaF	ADJ	08/52	2914	1.0
TOTAL POPULATION SERVED BY SOURCE WATER SYSTEM - - - - -						2914	
CATERPILLAR TRAILS SUB	2035030	WOODFORD	Acid	ADJ	/56	2900	1.0
TOTAL POPULATION SERVED BY SOURCE WATER SYSTEM - - - - -						2900	
CAVE IN ROCK WS	0690050	HARDIN	NaF	ADJ	/70	381	1.0
TOTAL POPULATION SERVED BY SOURCE WATER SYSTEM - - - - -						381	
CEDAR BROOK ESTATES SUB	1615170	ROCK ISLAND	Acid	ADJ	/77	235	1.0
TOTAL POPULATION SERVED BY SOURCE WATER SYSTEM - - - - -						235	
CEDAR HILLS HOME ASSOC	2035040	WOODFORD	Acid	ADJ	/73	40	1.0
TOTAL POPULATION SERVED BY SOURCE WATER SYSTEM - - - - -						40	

POPULATION SERVED FLUORIDATED DRINKING WATER BY SOURCE SYSTEM,
CONSECUTIVE SYSTEM, AND COUNTY WITHIN STATE (AS OF 12/31/92)

ILLINOIS

WATER SYSTEMS AND CONSECUTIVE SYSTEMS SERVED	EPA ID NO	COUNTY	CHEM USED	STATUS	FLUOR START DATE	POP SERVED	NATURAL SYSTEMS NAT LEVEL	OPT LEVEL
CHARLESTON WS	0290100	COLES	Acid	ADJ	12/65	20398		1.0
EASTERN ILL UNIV	0295500	COLES		CONS		10500		
TOTAL POPULATION SERVED BY SOURCE WATER SYSTEM - - - - -						30898		
CHARMAR WC	0975350	LAKE		NATL		189	0.9	
TOTAL POPULATION SERVED BY SOURCE WATER SYSTEM - - - - -						189		
CHATSWORTH WS	1050100	LIVINGSTON	NaF	ADJ	10/69	1186		1.0
TOTAL POPULATION SERVED BY SOURCE WATER SYSTEM - - - - -						1186		
CHEBANSE WS	0754240	IROQUOIS	Acid	ADJ	/70	1082		1.0
TOTAL POPULATION SERVED BY SOURCE WATER SYSTEM - - - - -						1082		
CHENOA WS	1130300	MCLEAN		NATL		1743	2.1	
TOTAL POPULATION SERVED BY SOURCE WATER SYSTEM - - - - -						1743		
CHERRY DALE SUBD	1615120	ROCK ISLAND	Acid	ADJ	/68	80		1.0
TOTAL POPULATION SERVED BY SOURCE WATER SYSTEM - - - - -						80		
CHERRY HILL SUBD	1975280	WILL	Acid	ADJ	/68	680		1.0
TOTAL POPULATION SERVED BY SOURCE WATER SYSTEM - - - - -						680		
CHERRY WS	0110200	BUREAU	NaF	ADJ	11/70	487		1.0
TOTAL POPULATION SERVED BY SOURCE WATER SYSTEM - - - - -						487		
CHESTER WS	1570100	RANDOLPH	NaSiF6	ADJ	12/51	8194		1.0
ELLIS GROVE	1570200	RANDOLPH		CONS		453		
TOTAL POPULATION SERVED BY SOURCE WATER SYSTEM - - - - -						8647		
CHESTERFIELD WS	1170200	MACOUPIN	NaF	ADJ	11/69	230		1.0
TOTAL POPULATION SERVED BY SOURCE WATER SYSTEM - - - - -						230		
CHICAGO WS	0316000	COOK	Acid	ADJ	08/562783726			1.0
ADDISON WS	0430050	DU PAGE		CONS		32058		
ALSIP	0310030	COOK		CONS		18227		
ARGO-SUMMIT	0310060	COOK		CONS		9971		
BEDFORD PARK	0310120	COOK		CONS		566		
BENSENVILLE WS	0434140	DU PAGE		CONS		17767		
BERKLEY	0310180	COOK		CONS		5137		

POPULATION SERVED FLUORIDATED DRINKING WATER BY SOURCE SYSTEM,
CONSECUTIVE SYSTEM, AND COUNTY WITHIN STATE (AS OF 12/31/92)

ILLINOIS

WATER SYSTEMS AND CONSECUTIVE SYSTEMS SERVED	EPA ID NO	COUNTY	CHEM USED	STATUS	FLUOR START DATE	POP SERVED	NATURAL SYSTEMS NAT LEVEL	OPT LEVEL
BERWYN	0310210	COOK		CONS		45426		
BLOOMINGDALE WS	0430100	DU PAGE		CONS		16614		
BLUE ISLAND	0310240	COOK		CONS		21203		
BRIDGEVIEW	0310270	COOK		CONS		14402		
BRIDGEVIEW SOUTHFIELD SD	0310271	COOK		CONS		2200		
BROADVIEW	0310300	COOK		CONS		8713		
BROOKFIELD	0310330	COOK		CONS		18876		
BROOKFIELD-N RIVSIDE WC	0315130	COOK		CONS		0		
BURNHAM	0310360	COOK		CONS		3916		
BURR RIDGE	0314190	COOK		CONS		7669		
CALUMET CITY	0310390	COOK		CONS		37840		
CALUMET PARK	0310420	COOK		CONS		8418		
CAROL STREAM WS	0430200	DU PAGE		CONS		31716		
CENTRAL STICKNEY SD	0315570	COOK		CONS		2200		
CHICAGO & NW RR	0315320	COOK		CONS		0		
CHICAGO RIDGE	0310480	COOK		CONS		13643		
CICERO	0310510	COOK		CONS		67436		
CIT ARROWHEAD DIV WS	0435150	DU PAGE		CONS		1659		
CIT COUNTRY CLUB HIGHLDS	0435350	DU PAGE		CONS		1353		
CIT VALLEY VIEW DIV	0437350	DU PAGE		CONS		7767		
CITIZENS FERNWAY UTIL SUBD	0315030	COOK		CONS		5559		
CLARENDON HILLS WS	0430250	DU PAGE		CONS		6994		
COUNTRY CLUB HILL WS	0310540	COOK		CONS		15431		
COUNTRYSIDE	0310570	COOK		CONS		5716		
CRESTWOOD	0310600	COOK		CONS		10823		
DARIEN WS	0430270	DU PAGE		CONS		18341		
DES PLAINES	0310630	COOK		CONS		53223		
DIXMOOR	0310660	COOK		CONS		3647		
DOLTON	0310690	COOK		CONS		24766		
DOWNERS GROVE WS	0430300	DU PAGE		CONS		46858		
EAST HAZEL CREST	0310750	COOK		CONS		1570		
ELK GROVE VILLAGE WS	0314400	COOK		CONS		33429		
ELMHURST WS	0430350	DU PAGE		CONS		42029		
ELMWOOD PARK	0310780	COOK		CONS		23209		
EVERGREEN PARK	0310840	COOK		CONS		20874		
FLOSSMOOR WS	0310870	COOK		CONS		8651		
FOREST PARK	0310900	COOK		CONS		14918		
FOREST VIEW	0310930	COOK		CONS		743		
FOUR LAKES VILLAGE SUBD	0435390	DU PAGE		CONS		3700		
FRANKLIN PARK	0310960	COOK		CONS		18485		
GARDEN HOMES SD	0315620	COOK		CONS		1090		
GLEN EDEN EST	0315650	COOK		CONS		267		
GLEN ELLYN WS	0430450	DU PAGE		CONS		24944		
GLENDALE HEIGHTS WS	0430400	DU PAGE		CONS		27973		
GOLF	0311080	COOK		CONS		454		
GOLF-GREENWOOD IMP ASSN	0315750	COOK		CONS		200		
HANOVER PARK WS	0314480	COOK		CONS		32895		
HARVEY	0311110	COOK		CONS		29771		
HARWOOD HEIGHTS	0311140	COOK		CONS		19278		

POPULATION SERVED FLUORIDATED DRINKING WATER BY SOURCE SYSTEM,
CONSECUTIVE SYSTEM, AND COUNTY WITHIN STATE (AS OF 12/31/92)

ILLINOIS

WATER SYSTEMS AND CONSECUTIVE SYSTEMS SERVED	EPA ID	COUNTY	CHEM USED	STATUS	FLUOR	POP SERVED	NATURAL SYSTEMS	
	NO				START DATE		NAT LEVEL	OPT LEVEL
HAZEL CREST	0311170	COOK		CONS		13334		
HICKORY HILLS	0311200	COOK		CONS		13021		
HILLSIDE	0311230	COOK		CONS		7672		
HILLSIDE-BERKLEY WC	0315770	COOK		CONS		0		
HINSDALE WS	0434520	DU PAGE		CONS		16029		
HODGKINS	0311260	COOK		CONS		1963		
HOFFMAN ESTATES	0311292	COOK		CONS		46561		
HOMETOWN	0311320	COOK		CONS		4769		
HOMEWOOD WS	0311350	COOK		CONS		19278		
INDIAN HEAD PARK WS	0311410	COOK		CONS		3503		
JUSTICE	0311471	COOK		CONS		780		
JUSTICE-WILLOW SPRINGS	0315820	COOK		CONS		15646		
LA GRANGE HIGHLAND SD	0315860	COOK		CONS		4700		
LA GRANGE PARK	0311560	COOK		CONS		12861		
LA GRANGE WS	0311530	COOK		CONS		15362		
LAKE IN THE WOODS WS	0435620	DU PAGE		CONS		1060		
LEYDEN TWP WD	0315880	COOK		CONS		16000		
LINCOLNWOOD	0311650	COOK		CONS		11365		
LISLE WS	0430551	DU PAGE		CONS		19512		
LYONS	0311710	COOK		CONS		9828		
MARKHAM	0311770	COOK		CONS		13136		
MATTESON WS	0311800	COOK		CONS		11378		
MAYWOOD	0311830	COOK		CONS		27139		
MCCOOK	0311740	COOK		CONS		235		
MELROSE PARK	0311860	COOK		CONS		20859		
MERRIONETTE PARK	0311890	COOK		CONS		2065		
MIDLOTHIAN	0311920	COOK		CONS		14300		
MORTON GROVE	0311950	COOK		CONS		22408		
MT PROSPECT WS	0311980	COOK		CONS		53170		
NILES	0312010	COOK		CONS		28284		
NORRIDGE	0312040	COOK		CONS		14459		
NORTH RIVERSIDE	0312160	COOK		CONS		6005		
NORTHLAKE	0314710	COOK		CONS		12505		
OAK BROOK WS	0430700	DU PAGE		CONS		17658		
OAK FOREST	0312190	COOK		CONS		26203		
OAK FOREST HOSPITAL	0317789	COOK		CONS		4000		
OAK LAWN	0312220	COOK		CONS		56182		
OAK PARK	0312250	COOK		CONS		53648		
OLYMPIA FIELDS WS	0312280	COOK		CONS		4248		
ORLAND PARK WS	0312310	COOK		CONS		35720		
PALOS HEIGHTS	0312370	COOK		CONS		11478		
PALOS HILLS	0312400	COOK		CONS		17803		
PARK RIDGE	0312460	COOK		CONS		36175		
PHOENIX	0312490	COOK		CONS		2217		
POSEN	0312520	COOK		CONS		4226		
RIVER FOREST	0312610	COOK		CONS		11669		
RIVER GROVE	0312640	COOK		CONS		9961		
RIVERDALE	0312580	COOK		CONS		13671		
RIVERSIDE WS	0312670	COOK		CONS		8774		

POPULATION SERVED FLUORIDATED DRINKING WATER BY SOURCE SYSTEM,
CONSECUTIVE SYSTEM, AND COUNTY WITHIN STATE (AS OF 12/31/92)

ILLINOIS

WATER SYSTEMS AND CONSECUTIVE SYSTEMS SERVED	EPA ID NO	COUNTY	CHEM USED	STATUS	FLUOR START DATE	POP SERVED	NATURAL SYSTEMS NAT LEVEL	OPT LEVEL
ROBBINS	0312700	COOK		CONS		7498		
ROLLING MEADOWS WS	0312730	COOK		CONS		22591		
ROSELLE WS	0434820	DU PAGE		CONS		20819		
ROSEMONT	0312760	COOK		CONS		3995		
SCHAUMBURG WS	0314890	COOK		CONS		68568		
SCHILLER PARK	0312850	COOK		CONS		11189		
SOUTH HOLLAND	0312970	COOK		CONS		22105		
SOUTH STICKNEY SD	0317370	COOK		CONS		29000		
STICKNEY	0313000	COOK		CONS		5678		
STONE PARK	0313030	COOK		CONS		4274		
STREAMWOOD WS	0313060	COOK		CONS		30987		
THORNTON WS	0313090	COOK		CONS		2778		
TINLEY PARK	0314910	COOK		CONS		37121		
VILLA PARK WS	0430800	DU PAGE		CONS		22253		
WESTCHESTER	0313150	COOK		CONS		17301		
WESTCHESTER-BROADVIEW	0317580	COOK		CONS		0		
WESTMONT WS	0430950	DU PAGE		CONS		21228		
WHEATON WATER	0437500	DU PAGE		CONS		226		
WHEATON WS	0431050	DU PAGE		CONS		51464		
WILLOWBROOK WS	0431100	DU PAGE		CONS		8598		
WOOD DALE WS	0431200	DU PAGE		CONS		12425		
WOODRIDGE WS	0431250	DU PAGE		CONS		26256		
WORTH	0313360	COOK		CONS		11208		
TOTAL POPULATION SERVED BY SOURCE WATER SYSTEM - - - - -						4884723		
CHICKASAW HILLS UTIL CO	1975320	WILL	Acid	ADJ	/68	8830		1.0
TOTAL POPULATION SERVED BY SOURCE WATER SYSTEM - - - - -						8830		
CHIGAKWA PARK EST HOME0	1615140	ROCK ISLAND	Acid	ADJ	/73	40		1.0
TOTAL POPULATION SERVED BY SOURCE WATER SYSTEM - - - - -						40		
CHILLICOTHE WS	1430200	PEORIA	Acid	ADJ	12/68	5959		1.0
VET'S PLACE SUBD	1435650	PEORIA		CONS		70		
TOTAL POPULATION SERVED BY SOURCE WATER SYSTEM - - - - -						6029		
CHRISMAN WS	0450100	EDGAR	Acid	ADJ	12/68	1136		1.0
TOTAL POPULATION SERVED BY SOURCE WATER SYSTEM - - - - -						1136		
CISCO WS	1470150	PIATT	Acid	ADJ	01/68	282		1.0
TOTAL POPULATION SERVED BY SOURCE WATER SYSTEM - - - - -						282		
CISNE WS	1910050	WAYNE	NaF	ADJ	/70	661		1.0
TOTAL POPULATION SERVED BY SOURCE WATER SYSTEM - - - - -						661		

POPULATION SERVED FLUORIDATED DRINKING WATER BY SOURCE SYSTEM,
CONSECUTIVE SYSTEM, AND COUNTY WITHIN STATE (AS OF 12/31/92)

ILLINOIS

WATER SYSTEMS AND CONSECUTIVE SYSTEMS SERVED	EPA ID NO	COUNTY	CHEM USED	STATUS	FLUOR START DATE	POP SERVED	NATURAL SYSTEMS NAT LEVEL	OPT LEVEL
CISSNA PARK WS	0750200	IROQUOIS	NaF	ADJ	/69	805		1.0
TOTAL POPULATION SERVED BY SOURCE WATER SYSTEM - - - - -						805		
CIT ARBURY DIV	1975040	WILL	Acid	ADJ	/60	1380		1.0
TOTAL POPULATION SERVED BY SOURCE WATER SYSTEM - - - - -						1380		
CIT SANTA FE DIV	1975060	WILL	Acid	ADJ	/76	6		1.0
TOTAL POPULATION SERVED BY SOURCE WATER SYSTEM - - - - -						6		
CITIES WATER CO (ROYALTON)	0555030	FRANKLIN	Acid	ADJ	/68	1191		1.0
BUSH	1990050	WILLIAMSON		CONS		403		
HURST	1990450	WILLIAMSON		CONS		873		
TOTAL POPULATION SERVED BY SOURCE WATER SYSTEM - - - - -						2467		
CLAREMONT HILLS SUBD	1115080	MCHENRY	Acid	ADJ	/70	6994		1.0
TOTAL POPULATION SERVED BY SOURCE WATER SYSTEM - - - - -						6994		
CLAREMONT WS	1590100	RICHLAND	Acid	ADJ	/80	256		1.0
TOTAL POPULATION SERVED BY SOURCE WATER SYSTEM - - - - -						256		
CLARENDON WC	0435300	DU PAGE	Acid	ADJ	/65	1350		1.0
TOTAL POPULATION SERVED BY SOURCE WATER SYSTEM - - - - -						1350		
CLAY CITY WS	0250050	CLAY	Acid	ADJ	/69	1007		1.0
SAILOR SPRINGS	0250250	CLAY		CONS		136		
TOTAL POPULATION SERVED BY SOURCE WATER SYSTEM - - - - -						1143		
CLAYTON-CAMP PT W COMM	0015200	ADAMS	Acid	ADJ	/78	210		1.0
ABS W COOP	0010350	ADAMS		CONS		741		
ADAMS CO PWD	0015150	ADAMS		CONS		800		
AUGUSTA	0670050	HANCOCK		CONS		614		
CAMDEN-LITTLETON WC	1695100	SCHUYLER		CONS		500		
CAMP POINT	0010050	ADAMS		CONS		1260		
CLAYTON	0010100	ADAMS		CONS		563		
GOLDEN	0010250	ADAMS		CONS		565		
LA PRAIRIE	0010300	ADAMS		CONS		68		
MOUNT STERLING WS	0090100	BROWN		CONS		2922		
RIPLEY	0090150	BROWN		CONS		103		
TOTAL POPULATION SERVED BY SOURCE WATER SYSTEM - - - - -						8346		

POPULATION SERVED FLUORIDATED DRINKING WATER BY SOURCE SYSTEM,
CONSECUTIVE SYSTEM, AND COUNTY WITHIN STATE (AS OF 12/31/92)

ILLINOIS

WATER SYSTEMS AND CONSECUTIVE SYSTEMS SERVED	EPA ID NO	COUNTY	CHEM USED	STATUS	FLUOR START DATE	POP SERVED	NATURAL SYSTEMS NAT LEVEL	OPT LEVEL
CLCJAWA	0971070	LAKE	OTHER	ADJ	00/00	0		1.0
GRAYSLAKE WS	0970250	LAKE		CONS		7388		
GURNEE WS	0970350	LAKE		CONS		13701		
KNOLLWOOD-RONDOUT WS	0975460	LAKE		CONS		1960		
LAKE BLUFF	0970750	LAKE		CONS		5513		
LIBERTYVILLE WS	0970900	LAKE		CONS		19174		
MUNDELEIN WS	0971150	LAKE		CONS		21215		
ROUND LAKE BEACH WS	0971550	LAKE		CONS		17685		
ROUND LAKE PARK WS	0971600	LAKE		CONS		4045		
ROUND LAKE WS	0971500	LAKE		CONS		3550		
VERNON HILLS WS	0971750	LAKE		CONS		15319		
WILDWOOD SUBDIVISION	0977350	LAKE		CONS		9950		
TOTAL POPULATION SERVED BY SOURCE WATER SYSTEM - - - - -						119500		
CLEAR WATER SERV CORP	0295100	COLES	Acid	ADJ	/78	5115		1.0
LAKE MATTOON PWD	0295250	COLES		CONS		600		
LERNA	0290200	COLES		CONS		301		
TOTAL POPULATION SERVED BY SOURCE WATER SYSTEM - - - - -						6016		
CLEARVIEW SUBDIVISION	1975360	WILL	Acid	ADJ	/20	378		1.0
TOTAL POPULATION SERVED BY SOURCE WATER SYSTEM - - - - -						378		
CLIFTON WS	0750250	IROQUOIS	NaF	ADJ	/70	1347		1.0
TOTAL POPULATION SERVED BY SOURCE WATER SYSTEM - - - - -						1347		
CLINTON WS	0390050	DE WITT	Acid	ADJ	/70	7437		1.0
TOTAL POPULATION SERVED BY SOURCE WATER SYSTEM - - - - -						7437		
COAL CITY WS	0630200	GRUNDY		NATL		3907	0.8	
EILEEN WS	0630350	GRUNDY		CONS		569		
TOTAL POPULATION SERVED BY SOURCE WATER SYSTEM - - - - -						4476		
COAL VALLEY WS	1614260	ROCK ISLAND	Acid	ADJ	/68	2632		1.0
TOTAL POPULATION SERVED BY SOURCE WATER SYSTEM - - - - -						2632		
COBDEN WS	1810150	UNION	NaF	ADJ	11/70	1168		1.0
TOTAL POPULATION SERVED BY SOURCE WATER SYSTEM - - - - -						1168		
COLCHESTER WS	1090200	MCDONOUGH	Acid	ADJ	08/71	1645		1.0
TOTAL POPULATION SERVED BY SOURCE WATER SYSTEM - - - - -						1645		

POPULATION SERVED FLUORIDATED DRINKING WATER BY SOURCE SYSTEM,
CONSECUTIVE SYSTEM, AND COUNTY WITHIN STATE (AS OF 12/31/92)

ILLINOIS

WATER SYSTEMS AND CONSECUTIVE SYSTEMS SERVED	EPA ID NO	COUNTY	CHEM USED	STATUS	FLUOR START DATE	POP SERVED	NATURAL SYSTEMS NAT LEVEL	OPT LEVEL
COLFAX WS	1130350	MCLEAN	Acid	ADJ	10/68	854		1.0
TOTAL POPULATION SERVED BY SOURCE WATER SYSTEM - - - - -						854		
COLLEGE VIEW SUBD	1975400	WILL	Acid	ADJ	/57	590		1.0
TOTAL POPULATION SERVED BY SOURCE WATER SYSTEM - - - - -						590		
COLLINSVILLE WS	1194280	MADISON	NaSiF6	ADJ	12/68	22446		1.0
TOTAL POPULATION SERVED BY SOURCE WATER SYSTEM - - - - -						22446		
COLONA WS	0730400	HENRY	Acid	ADJ	04/71	2237		1.0
TOTAL POPULATION SERVED BY SOURCE WATER SYSTEM - - - - -						2237		
COMMUNITY SERV CORP	1115350	MCHENRY	Acid	ADJ	/56	800		1.0
TOTAL POPULATION SERVED BY SOURCE WATER SYSTEM - - - - -						800		
COMPTON WS	1030150	LEE	Acid	ADJ	/70	343		1.0
TOTAL POPULATION SERVED BY SOURCE WATER SYSTEM - - - - -						343		
CONGERVILLE WS	2030100	WOODFORD	Acid	ADJ	/68	397		1.0
TOTAL POPULATION SERVED BY SOURCE WATER SYSTEM - - - - -						397		
CONSUMER ILL WTR CO	0955200	KNOX		NATL		1040	2.6	
TOTAL POPULATION SERVED BY SOURCE WATER SYSTEM - - - - -						1040		
CONSUMERS ILLINOIS WC	1975030	WILL	Acid	ADJ	03/68	6204		1.0
TOTAL POPULATION SERVED BY SOURCE WATER SYSTEM - - - - -						6204		
COOKS MILLS WATER ASSN	0295200	COLES	Acid	ADJ	/79	242		1.0
TOTAL POPULATION SERVED BY SOURCE WATER SYSTEM - - - - -						242		
COOKSVILLE WS	1130400	MCLEAN		NATL		211	1.2	
TOTAL POPULATION SERVED BY SOURCE WATER SYSTEM - - - - -						211		
CORDOVA WS	1610150	ROCK ISLAND	Acid	ADJ	/68	638		1.0
TOTAL POPULATION SERVED BY SOURCE WATER SYSTEM - - - - -						638		

POPULATION SERVED FLUORIDATED DRINKING WATER BY SOURCE SYSTEM,
CONSECUTIVE SYSTEM, AND COUNTY WITHIN STATE (AS OF 12/31/92)

ILLINOIS

WATER SYSTEMS AND CONSECUTIVE SYSTEMS SERVED	EPA ID NO	COUNTY	CHEM USED	STATUS	FLUOR START DATE	POP SERVED	NATURAL SYSTEMS NAT LEVEL	OPT LEVEL
CORNELL WS	1050150	LIVINGSTON		NATL		556	0.9	
						556		
CORTLAND	0370051	DE KALB	Acid	ADJ	00/00	963		1.0
						963		
COULTERVILLE WS	1570150	RANDOLPH	Acid	ADJ	12/69	963		1.0
						963		
COUNTRY CLUB EST SUBD	0735700	HENRY		NATL		50	1.9	
						50		
COUNTRY CLUB ESTATES	0975140	LAKE	OTHER	ADJ	00/00	150		1.0
						150		
COUNTRY ESTATES SUBD	0735050	HENRY	Acid	ADJ	/64	250		1.0
						250		
COUNTRY VIEW ESTATE SUBD	1415220	OGLE	Acid	ADJ	/73	70		1.0
						70		
COUNTRYSIDE LAKE SUBD	0975200	LAKE		NATL		413	1.3	
						413		
COUNTRYSIDE MANOR SUBD	0975250	LAKE		NATL		2070	0.9	
						2070		
COVENTRY CREEK SUBD	2015160	WINNEBAGO	Acid	ADJ	/75	388		1.0
						388		
COVENTRY HILL EAST SUBD	2015150	WINNEBAGO	Acid	ADJ	/73	765		1.0
						765		
COWDEN WS	1730050	SHELBY	NaF	ADJ	11/68	599		1.0
						599		
COYNE CENTER WS	1615150	ROCK ISLAND	Acid	ADJ	11/70	150		1.0
						150		

POPULATION SERVED FLUORIDATED DRINKING WATER BY SOURCE SYSTEM,
CONSECUTIVE SYSTEM, AND COUNTY WITHIN STATE (AS OF 12/31/92)

ILLINOIS

WATER SYSTEMS AND CONSECUTIVE SYSTEMS SERVED	EPA ID NO	COUNTY	CHEM USED	STATUS	FLUOR START DATE	POP SERVED	NATURAL SYSTEMS NAT LEVEL	OPT LEVEL
CRAB ORCHARD REFUGE	1997037	WILLIAMSON	OTHER	ADJ	00/00	0		1.0
U.S. PENITENTIARY MARION	1995247	WILLIAMSON		CONS		1020		
TOTAL POPULATION SERVED BY SOURCE WATER SYSTEM - - - - -						1020		
CRESCENT CITY WS	0750300	IROQUOIS	Acid	ADJ	/70	541		1.0
TOTAL POPULATION SERVED BY SOURCE WATER SYSTEM - - - - -						541		
CREST HILL WS	1970250	WILL	Acid	ADJ	12/68	10643		1.0
TOTAL POPULATION SERVED BY SOURCE WATER SYSTEM - - - - -						10643		
CRESTON WS	1410150	OGLE	Acid	ADJ	08/68	535		1.0
TOTAL POPULATION SERVED BY SOURCE WATER SYSTEM - - - - -						535		
CRETE WS	1970300	WILL	Acid	ADJ	03/69	6773		1.0
TOTAL POPULATION SERVED BY SOURCE WATER SYSTEM - - - - -						6773		
CREVE COEUR WS	1790100	TAZEWELL	NaF	ADJ	/70	5938		1.0
TOTAL POPULATION SERVED BY SOURCE WATER SYSTEM - - - - -						5938		
CROPPER'S 1,4,5	1615250	ROCK ISLAND	Acid	ADJ	/48	600		1.0
TOTAL POPULATION SERVED BY SOURCE WATER SYSTEM - - - - -						600		
CROPPERS 2, 3	1615200	ROCK ISLAND	Acid	ADJ	/52	90		1.0
TOTAL POPULATION SERVED BY SOURCE WATER SYSTEM - - - - -						90		
CROPSY COMMUNITY WATER SUBD	1135150	MCLEAN	OTHER	ADJ	00/00	39		1.0
TOTAL POPULATION SERVED BY SOURCE WATER SYSTEM - - - - -						39		
CROSSVILLE WS	1930150	WHITE	Acid	ADJ	01/71	839		1.0
TOTAL POPULATION SERVED BY SOURCE WATER SYSTEM - - - - -						839		
CRYSTAL CLEAR WC	1115150	MCHENRY	Acid	ADJ	00/00	885		1.0
TOTAL POPULATION SERVED BY SOURCE WATER SYSTEM - - - - -						885		
CRYSTAL HEIGHTS ASSN	1115100	MCHENRY	NaSiF6	ADJ	/22	110		1.0
TOTAL POPULATION SERVED BY SOURCE WATER SYSTEM - - - - -						110		

POPULATION SERVED FLUORIDATED DRINKING WATER BY SOURCE SYSTEM,
CONSECUTIVE SYSTEM, AND COUNTY WITHIN STATE (AS OF 12/31/92)

ILLINOIS

WATER SYSTEMS AND CONSECUTIVE SYSTEMS SERVED	EPA ID NO	COUNTY	CHEM USED	STATUS	FLUOR START DATE	POP SERVED	NATURAL SYSTEMS NAT LEVEL	OPT LEVEL
CRYSTAL LAKE WS	1110150	MCHENRY	Acid	ADJ	09/66	24521		1.0
TOTAL POPULATION SERVED BY SOURCE WATER SYSTEM - - - - -						24521		
CRYSTAL LAWNS SUBD	1975480	WILL	Acid	ADJ	/59	1250		1.0
TOTAL POPULATION SERVED BY SOURCE WATER SYSTEM - - - - -						1250		
CULLOM WS	1050200	LIVINGSTON	Acid	ADJ	07/69	568		1.0
TOTAL POPULATION SERVED BY SOURCE WATER SYSTEM - - - - -						568		
CURRAN-GARDNER PWD	1675350	SANGAMON	Acid	ADJ	/70	4200		1.0
TOTAL POPULATION SERVED BY SOURCE WATER SYSTEM - - - - -						4200		
CUTLER	1450050	PERRY	Acid	ADJ	/70	653		1.0
TOTAL POPULATION SERVED BY SOURCE WATER SYSTEM - - - - -						653		
DAKOTA WS	1770100	STEPHENSON	Acid	ADJ	/70	549		1.0
TOTAL POPULATION SERVED BY SOURCE WATER SYSTEM - - - - -						549		
DALLAS CITY WS	0674300	HANCOCK	NaF	ADJ	/70	1037		1.0
TOTAL POPULATION SERVED BY SOURCE WATER SYSTEM - - - - -						1037		
DALTON CITY WS	1390150	MOULTRIE	Acid	ADJ	06/69	573		1.0
TOTAL POPULATION SERVED BY SOURCE WATER SYSTEM - - - - -						573		
DALZELL WS	0110250	BUREAU	Acid	ADJ	04/71	587		1.0
TOTAL POPULATION SERVED BY SOURCE WATER SYSTEM - - - - -						587		
DAMIANSVILLE PWD	0275200	CLINTON	Acid	ADJ	/72	379		1.0
TOTAL POPULATION SERVED BY SOURCE WATER SYSTEM - - - - -						379		
DANFORTH WS	0750350	IROQUOIS	Acid	ADJ	/68	457		1.0
TOTAL POPULATION SERVED BY SOURCE WATER SYSTEM - - - - -						457		
DANVERS WS	1130450	MCLEAN	Acid	ADJ	07/68	981		1.0
TOTAL POPULATION SERVED BY SOURCE WATER SYSTEM - - - - -						981		

POPULATION SERVED FLUORIDATED DRINKING WATER BY SOURCE SYSTEM,
CONSECUTIVE SYSTEM, AND COUNTY WITHIN STATE (AS OF 12/31/92)

ILLINOIS

WATER SYSTEMS AND CONSECUTIVE SYSTEMS SERVED	EPA ID NO	COUNTY	CHEM USED	STATUS	FLUOR START DATE	POP SERVED	NATURAL SYSTEMS NAT LEVEL	OPT LEVEL
DAVIS WS	1770150	STEPHENSON	Acid	ADJ	/70	541		1.0
TOTAL POPULATION SERVED BY SOURCE WATER SYSTEM - - - - -						541		
DAWSON WS	1670400	SANGAMON	Acid	ADJ	12/67	536		1.0
TOTAL POPULATION SERVED BY SOURCE WATER SYSTEM - - - - -						536		
DE KALB WS	0370100	DE KALB	Acid	ADJ	03/67	34925		1.0
NORTHERN ILLINOIS UNIV	0375500	DE KALB		CONS		8100		
TOTAL POPULATION SERVED BY SOURCE WATER SYSTEM - - - - -						43025		
DE PUE WS	0110300	BUREAU		NATL		1930	0.9	
TOTAL POPULATION SERVED BY SOURCE WATER SYSTEM - - - - -						1930		
DE WITT	0390100	DE WITT	NaF	ADJ	/82	122		1.0
TOTAL POPULATION SERVED BY SOURCE WATER SYSTEM - - - - -						122		
DECATUR WS	1150150	MACON	Acid	ADJ	/68	83885		1.0
MT ZION	1150350	MACON		CONS		4522		
TOTAL POPULATION SERVED BY SOURCE WATER SYSTEM - - - - -						88407		
DEER CREEK WS	1794320	TAZEWELL	Acid	ADJ	11/69	630		1.0
TOTAL POPULATION SERVED BY SOURCE WATER SYSTEM - - - - -						630		
DEERING OAKS SUBD	1115200	MCHENRY	Acid	ADJ	/70	60		1.0
TOTAL POPULATION SERVED BY SOURCE WATER SYSTEM - - - - -						60		
DELAND WS	1470200	PIATT	Acid	ADJ	/69	458		1.0
TOTAL POPULATION SERVED BY SOURCE WATER SYSTEM - - - - -						458		
DELAVAN WS	1790150	TAZEWELL	Acid	ADJ	12/67	1642		1.0
TOTAL POPULATION SERVED BY SOURCE WATER SYSTEM - - - - -						1642		
DERBY MEADOWS UTIL CORP	1975510	WILL	Acid	ADJ	/68	3946		1.0
TOTAL POPULATION SERVED BY SOURCE WATER SYSTEM - - - - -						3946		
DEWEY	0195200	CHAMPAIGN	Acid	ADJ	/70	200		1.0
TOTAL POPULATION SERVED BY SOURCE WATER SYSTEM - - - - -						200		

POPULATION SERVED FLUORIDATED DRINKING WATER BY SOURCE SYSTEM,
CONSECUTIVE SYSTEM, AND COUNTY WITHIN STATE (AS OF 12/31/92)

ILLINOIS

WATER SYSTEMS AND CONSECUTIVE SYSTEMS SERVED	EPA ID NO	COUNTY	CHEM USED	STATUS	FLUOR START DATE	POP SERVED	NATURAL NAT LEVEL	SYSTEMS OPT LEVEL
DIAMOND WS	0630250	GRUNDY		NATL		1077	0.9	
						TOTAL POPULATION SERVED BY SOURCE WATER SYSTEM - - - - -	1077	
DIETERICH	0490150	EFFINGHAM	Acid	ADJ	/73	600		1.0
						TOTAL POPULATION SERVED BY SOURCE WATER SYSTEM - - - - -	600	
DIXIE DELLS	1977850	WILL	Acid	ADJ	/62	465		1.0
						TOTAL POPULATION SERVED BY SOURCE WATER SYSTEM - - - - -	465	
DIXIE ESTATES SUBD	1975520	WILL	Acid	ADJ	/59	175		1.0
						TOTAL POPULATION SERVED BY SOURCE WATER SYSTEM - - - - -	175	
DIXON DEVELOPMENTAL CTR	1035500	LEE	Acid	ADJ	/68	1500		1.0
						TOTAL POPULATION SERVED BY SOURCE WATER SYSTEM - - - - -	1500	
DIXON WS	1030200	LEE	Acid	ADJ	04/68	15144		1.0
						TOTAL POPULATION SERVED BY SOURCE WATER SYSTEM - - - - -	15144	
DONGOLA WS	1810200	UNION	Acid	ADJ	07/68	858		1.0
						TOTAL POPULATION SERVED BY SOURCE WATER SYSTEM - - - - -	858	
DONOVAN WS	0750400	IROQUOIS	Acid	ADJ	10/70	361		1.0
						TOTAL POPULATION SERVED BY SOURCE WATER SYSTEM - - - - -	361	
DOUGLAS WC	0415030	DOUGLAS	Acid	ADJ	/68	4155		1.0
EGYPTIAN TRAIL WC	0415150	DOUGLAS		CONS		55		
						TOTAL POPULATION SERVED BY SOURCE WATER SYSTEM - - - - -	4210	
DOVER WS	0110350	BUREAU	Acid	ADJ	/68	163		1.0
						TOTAL POPULATION SERVED BY SOURCE WATER SYSTEM - - - - -	163	
DOWNS WS	1130500	MCLEAN	Acid	ADJ	11/69	620		1.0
						TOTAL POPULATION SERVED BY SOURCE WATER SYSTEM - - - - -	620	
DOYLES 1	1615260	ROCK ISLAND	Acid	ADJ	/65	42		1.0
						TOTAL POPULATION SERVED BY SOURCE WATER SYSTEM - - - - -	42	

POPULATION SERVED FLUORIDATED DRINKING WATER BY SOURCE SYSTEM,
CONSECUTIVE SYSTEM, AND COUNTY WITHIN STATE (AS OF 12/31/92)

ILLINOIS

WATER SYSTEMS AND CONSECUTIVE SYSTEMS SERVED	EPA ID NO	COUNTY	CHEM USED	STATUS	FLUOR START DATE	POP SERVED	NATURAL SYSTEMS NAT LEVEL	OPT LEVEL
DUCK LAKE WOODS WA SUBD	0975380	LAKE	Acid	ADJ	/76	126		1.0
TOTAL POPULATION SERVED BY SOURCE WATER SYSTEM - - - - -						126		
DUNLAP WC	0235100	CLARK	Acid	ADJ	/73	196		1.0
TOTAL POPULATION SERVED BY SOURCE WATER SYSTEM - - - - -						196		
DURAND WS	2010100	WINNEBAGO	Acid	ADJ	/68	1100		1.0
TOTAL POPULATION SERVED BY SOURCE WATER SYSTEM - - - - -						1100		
DWIGHT WS	1050250	LIVINGSTON	Acid	ADJ	05/68	4230		1.0
DWIGHT CORR CTR	1055510	LIVINGSTON		CONS		500		
TOTAL POPULATION SERVED BY SOURCE WATER SYSTEM - - - - -						4730		
E MORELAND WATER ASSN	1975600	WILL	Acid	ADJ	/30	650		1.0
TOTAL POPULATION SERVED BY SOURCE WATER SYSTEM - - - - -						650		
E MORELAND WATER CORP	1975640	WILL	Acid	ADJ	/60	135		1.0
TOTAL POPULATION SERVED BY SOURCE WATER SYSTEM - - - - -						135		
EARLVILLE WS	0990150	LA SALLE	Acid	ADJ	/70	1435		1.0
TOTAL POPULATION SERVED BY SOURCE WATER SYSTEM - - - - -						1435		
EAST ALTON WS	1190200	MADISON	Acid	ADJ	08/67	7063		1.0
TOTAL POPULATION SERVED BY SOURCE WATER SYSTEM - - - - -						7063		
EAST DUBUQUE WS	0850100	JO DAVIESS	Acid	ADJ	11/69	1914		1.0
TOTAL POPULATION SERVED BY SOURCE WATER SYSTEM - - - - -						1914		
EAST DUNDEE WS	0890250	KANE	Acid	ADJ	05/67	2721		1.0
TOTAL POPULATION SERVED BY SOURCE WATER SYSTEM - - - - -						2721		
EAST LYNN COMM WS	1835200	VERMILION	Acid	ADJ	/72	135		1.0
TOTAL POPULATION SERVED BY SOURCE WATER SYSTEM - - - - -						135		
EAST MOLINE WS	1610250	ROCK ISLAND	Acid	ADJ	01/70	20147		1.0
EAST MOLINE CORR CTR	1617120	ROCK ISLAND		CONS		400		
HAMPTON	1610300	ROCK ISLAND		CONS		1873875		
TOTAL POPULATION SERVED BY SOURCE WATER SYSTEM - - - - -						1894422		

POPULATION SERVED FLUORIDATED DRINKING WATER BY SOURCE SYSTEM,
CONSECUTIVE SYSTEM, AND COUNTY WITHIN STATE (AS OF 12/31/92)

ILLINOIS

WATER SYSTEMS AND CONSECUTIVE SYSTEMS SERVED	EPA ID NO	COUNTY	CHEM USED	STATUS	FLUOR START DATE	POP SERVED	NATURAL NAT LEVEL	SYSTEMS OPT LEVEL
EAST PEORIA WS	1790200	TAZEWELL	Acid	ADJ	01/71	21378		1.0
TOTAL POPULATION SERVED BY SOURCE WATER SYSTEM - - - - -						21378		
EAST PORTAL WS	0735800	HENRY	Acid	ADJ	/73	600		1.0
TOTAL POPULATION SERVED BY SOURCE WATER SYSTEM - - - - -						600		
EASTON WS	1250100	MASON	NaF	ADJ	08/69	351		1.0
TOTAL POPULATION SERVED BY SOURCE WATER SYSTEM - - - - -						351		
EASTWOOD MANOR WC	1115250	MCHEMRY	Acid	ADJ	/55	970		1.0
TOTAL POPULATION SERVED BY SOURCE WATER SYSTEM - - - - -						970		
EBERTS 2 (MILAN)	1615280	ROCK ISLAND	Acid	ADJ	/75	35		1.0
TOTAL POPULATION SERVED BY SOURCE WATER SYSTEM - - - - -						35		
EBERTS 3	1615330	ROCK ISLAND	Acid	ADJ	/79	55		1.0
TOTAL POPULATION SERVED BY SOURCE WATER SYSTEM - - - - -						55		
ECHO LAKE ROAD SUBD	0975820	LAKE	Acid	ADJ	/46	40		1.0
TOTAL POPULATION SERVED BY SOURCE WATER SYSTEM - - - - -						40		
EDELSTEIN CO-OP	1435150	PEORIA		NATL		125	2.1	
TOTAL POPULATION SERVED BY SOURCE WATER SYSTEM - - - - -						125		
EDGEWOOD WS	0490200	EFFINGHAM	Acid	ADJ	/68	502		1.0
MASON	0490300	EFFINGHAM		CONS		350		
TOTAL POPULATION SERVED BY SOURCE WATER SYSTEM - - - - -						852		
EDINBURG WS	0210150	CHRISTIAN	NaF	ADJ	/69	982		1.0
TOTAL POPULATION SERVED BY SOURCE WATER SYSTEM - - - - -						982		
EDWARDSVILLE WS	1190250	MADISON	Acid	ADJ	/70	14579		1.0
NORTH EAST CENT PWD	1195280	MADISON		CONS		2430		
SIU\ALTON	1195550	MADISON		CONS		14500		
TOTAL POPULATION SERVED BY SOURCE WATER SYSTEM - - - - -						31509		

POPULATION SERVED FLUORIDATED DRINKING WATER BY SOURCE SYSTEM,
CONSECUTIVE SYSTEM, AND COUNTY WITHIN STATE (AS OF 12/31/92)

ILLINOIS

WATER SYSTEMS AND CONSECUTIVE SYSTEMS SERVED	EPA ID NO	COUNTY	CHEM USED	STATUS	FLUOR START DATE	POP SERVED	NATURAL SYSTEMS NAT LEVEL	OPT LEVEL
EFFINGHAM WS	0490250	EFFINGHAM	Acid	ADJ	/95	11851		1.0
HEARTVILLE PWD	0495200	EFFINGHAM		CONS		600		
LAKE SARA CO-OP	0495150	EFFINGHAM		CONS		2000		
SNAKE TRAIL WATER ASSOC	0495350	EFFINGHAM		CONS		90		
TOTAL POPULATION SERVED BY SOURCE WATER SYSTEM - - - - -						14541		
EL PASO WS	2030150	WOODFORD	NaF	ADJ	04/69	2499		1.0
TOTAL POPULATION SERVED BY SOURCE WATER SYSTEM - - - - -						2499		
ELBURN WS	0890300	KANE		NATL		1275	0.7	
TOTAL POPULATION SERVED BY SOURCE WATER SYSTEM - - - - -						1275		
ELDORADO TERRACE SUBD	0915200	KANKAKEE		NATL		275	0.9	
TOTAL POPULATION SERVED BY SOURCE WATER SYSTEM - - - - -						275		
ELDRED WS	0610100	GREENE	Acid	ADJ	12/69	254		1.0
TOTAL POPULATION SERVED BY SOURCE WATER SYSTEM - - - - -						254		
ELGIN WS	0894380	KANE	Acid	ADJ	08/67	80251		1.0
SLEEPY HOLLOW WC	0890750	KANE		CONS		3241		
TOTAL POPULATION SERVED BY SOURCE WATER SYSTEM - - - - -						83492		
ELIZABETH WS	0850150	JO DAVIESS	Acid	ADJ	/70	641		1.0
TOTAL POPULATION SERVED BY SOURCE WATER SYSTEM - - - - -						641		
ELIZABETHTOWN WS	0690100	HARDIN	NaF	ADJ	11/58	427		1.0
TOTAL POPULATION SERVED BY SOURCE WATER SYSTEM - - - - -						427		
ELKHART CITY	1070150	LOGAN	NaF	ADJ	/70	475		1.0
TOTAL POPULATION SERVED BY SOURCE WATER SYSTEM - - - - -						475		
ELLIOTT WS	0530050	FORD		NATL		309	0.9	
TOTAL POPULATION SERVED BY SOURCE WATER SYSTEM - - - - -						309		
ELLSWORTH WS	1130550	MCLEAN	Acid	ADJ	/70	224		1.0
TOTAL POPULATION SERVED BY SOURCE WATER SYSTEM - - - - -						224		
ELMWOOD WS	1430300	PEORIA		NATL		2195	3.4	
TOTAL POPULATION SERVED BY SOURCE WATER SYSTEM - - - - -						2195		

POPULATION SERVED FLUORIDATED DRINKING WATER BY SOURCE SYSTEM,
CONSECUTIVE SYSTEM, AND COUNTY WITHIN STATE (AS OF 12/31/92)

ILLINOIS

WATER SYSTEMS AND CONSECUTIVE SYSTEMS SERVED	EPA ID NO	COUNTY	CHEM USED	STATUS	FLUOR START DATE	POP SERVED	NATURAL SYSTEMS NAT LEVEL	OPT LEVEL
ELWOOD WS	1970350	WILL	Acid	ADJ	05/68	951		1.0
TOTAL POPULATION SERVED BY SOURCE WATER SYSTEM - - - - -						951		
EMDEN WS	1070200	LOGAN	NaF	ADJ	/69	459		1.0
TOTAL POPULATION SERVED BY SOURCE WATER SYSTEM - - - - -						459		
EMINGTON WS	1050300	LIVINGSTON	OTHER	ADJ	04/93	135		1.0
TOTAL POPULATION SERVED BY SOURCE WATER SYSTEM - - - - -						135		
EQUALITY WS	0590050	GALLATIN	Acid	ADJ	/70	852		1.0
TOTAL POPULATION SERVED BY SOURCE WATER SYSTEM - - - - -						852		
ERIE WS	1950200	WHITESIDE	Acid	ADJ	/69	1250		1.0
TOTAL POPULATION SERVED BY SOURCE WATER SYSTEM - - - - -						1250		
EUREKA WS	2030200	WOODFORD	Acid	ADJ	11/60	4435		1.0
TOTAL POPULATION SERVED BY SOURCE WATER SYSTEM - - - - -						4435		
EVANSTON WS	0310810	COOK	Acid	ADJ	12/47	73233		1.0
ARLINGTON HEIGHTS WS	0314030	COOK		CONS		75460		
BUFFALO GROVE WS	0314180	COOK		CONS		36427		
COUNTY LINE WC	0315100	COOK		CONS		350		
PALATINE WS	0312340	COOK		CONS		39253		
SKOKIE	0312880	COOK		CONS		59432		
WHEELING WS	0314970	COOK		CONS		29911		
TOTAL POPULATION SERVED BY SOURCE WATER SYSTEM - - - - -						314066		
EVANSVILLE WS	1570250	RANDOLPH	NaF	ADJ	11/71	844		1.0
TOTAL POPULATION SERVED BY SOURCE WATER SYSTEM - - - - -						844		
EVERGREEN VILLAGE SUBD	1615310	ROCK ISLAND	Acid	ADJ	/74	130		1.0
TOTAL POPULATION SERVED BY SOURCE WATER SYSTEM - - - - -						130		
FAHNSTOCK COURT WS	1435200	PEORIA	Acid	ADJ	/58	35		1.0
TOTAL POPULATION SERVED BY SOURCE WATER SYSTEM - - - - -						35		
FAIR ACRES SUBD	1975680	WILL	Acid	ADJ	/24	156		1.0
TOTAL POPULATION SERVED BY SOURCE WATER SYSTEM - - - - -						156		

POPULATION SERVED FLUORIDATED DRINKING WATER BY SOURCE SYSTEM,
CONSECUTIVE SYSTEM, AND COUNTY WITHIN STATE (AS OF 12/31/92)

ILLINOIS

WATER SYSTEMS AND CONSECUTIVE SYSTEMS SERVED	EPA ID NO	COUNTY	CHEM USED	STATUS	FLUOR START DATE	POP SERVED	NATURAL SYSTEMS NAT LEVEL	OPT LEVEL
FAIRACRES ASSN	1615350	ROCK ISLAND	Acid	ADJ	/48	200		1.0
TOTAL POPULATION SERVED BY SOURCE WATER SYSTEM - - - - -						200		
FAIRBURY WS	1050350	LIVINGSTON	NaF	ADJ	/70	3643		1.0
TOTAL POPULATION SERVED BY SOURCE WATER SYSTEM - - - - -						3643		
FAIRFIELD WS	1910100	WAYNE	NaF	ADJ	/68	6619		1.0
BOYLESTON WC	1915050	WAYNE		CONS		455		
GOLDEN GATE	1910150	WAYNE		CONS		71		
NEW HOPE WC	1915100	WAYNE		CONS		452		
TOTAL POPULATION SERVED BY SOURCE WATER SYSTEM - - - - -						7597		
FAIRMOUNT WS	1830250	VERMILION	Acid	ADJ	/70	678		1.0
TOTAL POPULATION SERVED BY SOURCE WATER SYSTEM - - - - -						678		
FAIRVIEW WS	0570450	FULTON		NATL		546	2.6	
TOTAL POPULATION SERVED BY SOURCE WATER SYSTEM - - - - -						546		
FARINA	0510150	FAYETTE	Acid	ADJ	/68	575		1.0
TOTAL POPULATION SERVED BY SOURCE WATER SYSTEM - - - - -						575		
FARM COLONY SUBD	0935140	KENDALL		NATL		50	0.9	
TOTAL POPULATION SERVED BY SOURCE WATER SYSTEM - - - - -						50		
FARMER CITY WS	0390150	DE WITT	Acid	ADJ	/70	2114		1.0
TOTAL POPULATION SERVED BY SOURCE WATER SYSTEM - - - - -						2114		
FARMERSVILLE WS	1350200	MONTGOMERY	Acid	ADJ	/68	698		1.0
TOTAL POPULATION SERVED BY SOURCE WATER SYSTEM - - - - -						698		
FARMINGDALE UTIL CO	0435370	DU PAGE	Acid	ADJ	/75	4218		1.0
TOTAL POPULATION SERVED BY SOURCE WATER SYSTEM - - - - -						4218		
FARMINGTON WS	0570500	FULTON		NATL		2700	2.8	
TOTAL POPULATION SERVED BY SOURCE WATER SYSTEM - - - - -						2700		

POPULATION SERVED FLUORIDATED DRINKING WATER BY SOURCE SYSTEM,
CONSECUTIVE SYSTEM, AND COUNTY WITHIN STATE (AS OF 12/31/92)

ILLINOIS

WATER SYSTEMS AND CONSECUTIVE SYSTEMS SERVED	EPA ID NO	COUNTY	CHEM USED	STATUS	FLUOR START DATE	POP SERVED	NATURAL SYSTEMS NAT LEVEL	OPT LEVEL
FAWN HILLS WS	1435170	PEORIA	Acid	ADJ	/79	60		1.0
TOTAL POPULATION SERVED BY SOURCE WATER SYSTEM - - - - -						60		
FAYETTEVILLE WS	1630550	ST. CLAIR	Acid	ADJ	/70	371		1.0
TOTAL POPULATION SERVED BY SOURCE WATER SYSTEM - - - - -						371		
FERSON CREEK SUBD	0895800	KANE	Acid	ADJ	00/00	1000		1.0
TOTAL POPULATION SERVED BY SOURCE WATER SYSTEM - - - - -						1000		
FILLMORE WS	1350250	MONTGOMERY	NaF	ADJ	11/70	326		1.0
TOTAL POPULATION SERVED BY SOURCE WATER SYSTEM - - - - -						326		
FINDLAY	1730100	SHELBY	Acid	ADJ	11/69	787		1.0
TOTAL POPULATION SERVED BY SOURCE WATER SYSTEM - - - - -						787		
FISHER WS	0190150	CHAMPAIGN	NaF	ADJ	12/69	1526		1.0
TOTAL POPULATION SERVED BY SOURCE WATER SYSTEM - - - - -						1526		
FITHIAN	1830300	VERMILION	Acid	ADJ	/68	512		1.0
TOTAL POPULATION SERVED BY SOURCE WATER SYSTEM - - - - -						512		
FITZSCHE SUBD	1115270	MCHENRY		NATL		33	0.9	
TOTAL POPULATION SERVED BY SOURCE WATER SYSTEM - - - - -						33		
FLANAGAN WS	1050400	LIVINGSTON	NaF	ADJ	/69	987		1.0
TOTAL POPULATION SERVED BY SOURCE WATER SYSTEM - - - - -						987		
FLAT ROCK WS	0330050	CRAWFORD	NaF	ADJ	07/69	421		1.0
TOTAL POPULATION SERVED BY SOURCE WATER SYSTEM - - - - -						421		
FLORA WS	0250100	CLAY	NaF	ADJ	04/69	5605		1.0
XENIA	0250300	CLAY		CONS		567		
TOTAL POPULATION SERVED BY SOURCE WATER SYSTEM - - - - -						6172		
FORD HTS WS	0310720	COOK	Acid	ADJ	04/71	4259		1.0
TOTAL POPULATION SERVED BY SOURCE WATER SYSTEM - - - - -						4259		

POPULATION SERVED FLUORIDATED DRINKING WATER BY SOURCE SYSTEM,
CONSECUTIVE SYSTEM, AND COUNTY WITHIN STATE (AS OF 12/31/92)

ILLINOIS

WATER SYSTEMS AND CONSECUTIVE SYSTEMS SERVED	EPA ID NO	COUNTY	CHEM USED	STATUS	FLUOR START DATE	POP SERVED	NATURAL SYSTEM NAT LEVEL	OPT LEVEL
FORREST LAKE SUBD	0975500	LAKE	Acid	ADJ	/77	231		1.0
						231		
FORREST WS	1050450	LIVINGSTON	NaF	ADJ	/70	1124		1.0
						1124		
FORRESTON WS	1410200	OGLE	Acid	ADJ	/70	1361		1.0
						1361		
FORSYTH WS	1150200	MACON	Acid	ADJ	12/68	1275		1.0
						1275		
FORT SHERIDAN	0975637	LAKE	Acid	ADJ	/68	3500		1.0
						3500		
FOUR LAKES SUBD	0995110	LA SALLE	Acid	ADJ	/76	45		1.0
						45		
FOX CREEK FARMS WC	1435750	PEORIA		NATL		300	1.9	
						300		
FOX LAKE HILLS SUBD	0975550	LAKE		NATL		2450	1.4	
						2450		
FOX LAKE UTIL CO SUBD	0975780	LAKE	Acid	ADJ	/72	2510		1.0
						2510		
FOX LAKE WS	0970200	LAKE	Acid	ADJ	11/69	7478		1.0
						7478		
FOX LAWN SUBDIVISION	0935150	KENDALL	Acid	ADJ	/68	252		1.0
						252		
FOX RIVER GROVE WS	1110200	MCHENRY	Acid	ADJ	04/68	3551		1.0
						3551		
FRANKFORT WS	1970400	WILL	Acid	ADJ	11/67	7180		1.0
						7180		

POPULATION SERVED FLUORIDATED DRINKING WATER BY SOURCE SYSTEM,
CONSECUTIVE SYSTEM, AND COUNTY WITHIN STATE (AS OF 12/31/92)

ILLINOIS

WATER SYSTEMS AND CONSECUTIVE SYSTEMS SERVED	EPA ID NO	COUNTY	CHEM USED	STATUS	FLUOR START DATE	POP SERVED	NATURAL SYSTEMS NAT LEVEL	OPT LEVEL
FRANKFORT-E. HICKORY UTIL	1977530	WILL	NaSiF6	ADJ	00/75	10900		1.0
TOTAL POPULATION SERVED BY SOURCE WATER SYSTEM - - - - -						10900		
FRANKLIN GROVE	1030250	LEE	Acid	ADJ	07/62	968		1.0
TOTAL POPULATION SERVED BY SOURCE WATER SYSTEM - - - - -						968		
FREEPOR T WS	1770200	STEPHENSON	Acid	ADJ	/66	25840		1.0
TOTAL POPULATION SERVED BY SOURCE WATER SYSTEM - - - - -						25840		
FULTON WS	1950250	WHITESIDE	Acid	ADJ	02/69	3698		1.0
TOTAL POPULATION SERVED BY SOURCE WATER SYSTEM - - - - -						3698		
FYRE LAKE WC	1315050	MERCER	Acid	ADJ	/71	520		1.0
TOTAL POPULATION SERVED BY SOURCE WATER SYSTEM - - - - -						520		
GALATIN-WHITE WD	0595100	GALLATIN	Acid	ADJ	/75	1139		1.0
TOTAL POPULATION SERVED BY SOURCE WATER SYSTEM - - - - -						1139		
GALENA KNOLLS SUBD	1435300	PEORIA	Acid	ADJ	/75	180		1.0
TOTAL POPULATION SERVED BY SOURCE WATER SYSTEM - - - - -						180		
GALENA TERRITORY UTIL INC	0855050	JO DAVIESS	Acid	ADJ	00/00	300		1.0
TOTAL POPULATION SERVED BY SOURCE WATER SYSTEM - - - - -						300		
GALENA WS	0850200	JO DAVIESS	Acid	ADJ	12/65	3647		1.0
TOTAL POPULATION SERVED BY SOURCE WATER SYSTEM - - - - -						3647		
GALESBURG WS	0950200	KNOX	Acid	ADJ	11/61	34505		1.0
EAST GALESBURG	0950150	KNOX		CONS		813		
TOTAL POPULATION SERVED BY SOURCE WATER SYSTEM - - - - -						35318		
GALVA WS	0730450	HENRY		NATL		3200	2.0	
TOTAL POPULATION SERVED BY SOURCE WATER SYSTEM - - - - -						3200		
GARDNER WS	0630400	GRUNDY		NATL		1237	1.3	
TOTAL POPULATION SERVED BY SOURCE WATER SYSTEM - - - - -						1237		

POPULATION SERVED FLUORIDATED DRINKING WATER BY SOURCE SYSTEM,
CONSECUTIVE SYSTEM, AND COUNTY WITHIN STATE (AS OF 12/31/92)

ILLINOIS

WATER SYSTEMS AND CONSECUTIVE SYSTEMS SERVED	EPA ID NO	COUNTY	CHEM USED	STATUS	FLUOR START DATE	POP SERVED	NATURAL SYSTEMS NAT LEVEL	OPT LEVEL
GENESEO HILLS SUBD	0735600	HENRY	Acid	ADJ	/73	250		1.0
TOTAL POPULATION SERVED BY SOURCE WATER SYSTEM - - - - -						250		
GENESEO WS	0730500	HENRY	Acid	ADJ	12/54	5990		1.0
TOTAL POPULATION SERVED BY SOURCE WATER SYSTEM - - - - -						5990		
GENEVA WS	0890350	KANE		NATL		12617	1.3	
TOTAL POPULATION SERVED BY SOURCE WATER SYSTEM - - - - -						12617		
GENOA WS	0370150	DE KALB	Acid	ADJ	/69	3083		1.0
TOTAL POPULATION SERVED BY SOURCE WATER SYSTEM - - - - -						3083		
GEORGETOWN WS	1830350	VERMILION	NaF	ADJ	03/69	78		1.0
OLIVET PWD	1855300	VERMILION		CONS		200		
TOTAL POPULATION SERVED BY SOURCE WATER SYSTEM - - - - -						278		
GERMAN VALLEY WS	1770250	STEPHENSON	Acid	ADJ	/68	480		1.0
TOTAL POPULATION SERVED BY SOURCE WATER SYSTEM - - - - -						480		
GERMANTOWN WS	0270350	CLINTON	Acid	ADJ	01/72	1167		1.0
TOTAL POPULATION SERVED BY SOURCE WATER SYSTEM - - - - -						1167		
GIBSON CITY WS	0530100	FORD	Acid	ADJ	11/68	3396		1.0
TOTAL POPULATION SERVED BY SOURCE WATER SYSTEM - - - - -						3396		
GIFFORD WS	0190250	CHAMPAIGN	Acid	ADJ	06/68	848		1.0
TOTAL POPULATION SERVED BY SOURCE WATER SYSTEM - - - - -						848		
GILBERTS	0895100	KANE	Acid	ADJ	/79	987		1.0
TOTAL POPULATION SERVED BY SOURCE WATER SYSTEM - - - - -						987		
GILLESPIE WS	1170400	MACOUPIN	NaSiF6	ADJ	10/69	4375		1.0
BENLD	1170050	MACOUPIN		CONS		1147		
DORCHESTER	1170250	MACOUPIN		CONS		145		
EAGERVILLE	1170300	MACOUPIN		CONS		67		
MOUNT CLARE	1170650	MACOUPIN		CONS		297		
SAWYERVILLE	1170850	MACOUPIN		CONS		312		

POPULATION SERVED FLUORIDATED DRINKING WATER BY SOURCE SYSTEM,
CONSECUTIVE SYSTEM, AND COUNTY WITHIN STATE (AS OF 12/31/92)

ILLINOIS

WATER SYSTEMS AND CONSECUTIVE SYSTEMS SERVED	EPA ID NO	COUNTY	CHEM USED	STATUS	FLUOR START DATE	POP SERVED	NATURAL SYSTEMS NAT LEVEL	OPT LEVEL
SPRINGCREEK WTR ASSN	1175450	MACOUPIN		CONS		60		
WILSONVILLE	1171200	MACOUPIN		CONS		690		
TOTAL POPULATION SERVED BY SOURCE WATER SYSTEM - - - - -						7093		
GILMAN WS	0750450	IROQUOIS	NaF	ADJ	/68	1816		1.0
TOTAL POPULATION SERVED BY SOURCE WATER SYSTEM - - - - -						1816		
GLASFORD WS	1430350	PEORIA		NATL		1115	2.8	
TOTAL POPULATION SERVED BY SOURCE WATER SYSTEM - - - - -						1115		
GLEN CARBON WS	1190300	MADISON	Acid	ADJ	/70	6000		1.0
TOTAL POPULATION SERVED BY SOURCE WATER SYSTEM - - - - -						6000		
GLEN ELLYN HGTS SUBD	0435500	DU PAGE		NATL		2000	0.0	
TOTAL POPULATION SERVED BY SOURCE WATER SYSTEM - - - - -						2000		
GLENCOE WS	0310990	COOK	Acid	ADJ	04/56	8499		1.0
TOTAL POPULATION SERVED BY SOURCE WATER SYSTEM - - - - -						8499		
GLENDAL SUBD	1615400	ROCK ISLAND	Acid	ADJ	/55	510		1.0
TOTAL POPULATION SERVED BY SOURCE WATER SYSTEM - - - - -						510		
GLORIANE ACRES WW CO	1795400	TAZEWELL	Acid	ADJ	/62	200		1.0
TOTAL POPULATION SERVED BY SOURCE WATER SYSTEM - - - - -						200		
GOLCONDA WS	1510100	POPE	Acid	ADJ	/68	888		1.0
TOTAL POPULATION SERVED BY SOURCE WATER SYSTEM - - - - -						888		
GOOD HOPE WS	1090250	MCDONOUGH	NaF	ADJ	/69	416		1.0
TOTAL POPULATION SERVED BY SOURCE WATER SYSTEM - - - - -						416		
GOODFIELD WS	2034450	WOODFORD	Acid	ADJ	/69	453		1.0
TOTAL POPULATION SERVED BY SOURCE WATER SYSTEM - - - - -						453		
GRAFTON WS	0830200	JERSEY	NaSiF6	ADJ	/70	918		1.0
TOTAL POPULATION SERVED BY SOURCE WATER SYSTEM - - - - -						918		

POPULATION SERVED FLUORIDATED DRINKING WATER BY SOURCE SYSTEM,
CONSECUTIVE SYSTEM, AND COUNTY WITHIN STATE (AS OF 12/31/92)

ILLINOIS

WATER SYSTEMS AND CONSECUTIVE SYSTEMS SERVED	EPA ID NO	COUNTY	CHEM USED	STATUS	FLUOR START DATE	POP SERVED	NATURAL SYSTEMS NAT LEVEL	OPT LEVEL
GRAND RIDGE WS	0990200	LA SALLE		NATL		543	1.3	
TOTAL POPULATION SERVED BY SOURCE WATER SYSTEM - - - - -						543		
GRAND TOWER WS	0770400	JACKSON	Acid	ADJ	03/72	775		1.0
TOTAL POPULATION SERVED BY SOURCE WATER SYSTEM - - - - -						775		
GRANDWOOD PARK SUBD	0975600	LAKE		NATL		2550	1.0	
TOTAL POPULATION SERVED BY SOURCE WATER SYSTEM - - - - -						2550		
GRANT PARK WS	0910400	KANKAKEE	NaF	ADJ	/68	1024		1.0
TOTAL POPULATION SERVED BY SOURCE WATER SYSTEM - - - - -						1024		
GRANVILLE WS MARK	1550050 1550250	PUTNAM PUTNAM		NATL CONS		2000 400	1.2	
TOTAL POPULATION SERVED BY SOURCE WATER SYSTEM - - - - -						2400		
GRAYVILLE WS	1934460	WHITE	Acid	ADJ	12/69	2191		1.0
TOTAL POPULATION SERVED BY SOURCE WATER SYSTEM - - - - -						2191		
GREEN ROCK WS	0730550	HENRY	Acid	ADJ	/68	2615		1.0
TOTAL POPULATION SERVED BY SOURCE WATER SYSTEM - - - - -						2615		
GREEN VALLEY WS	1790250	TAZEWELL	Acid	ADJ	12/70	745		1.0
TOTAL POPULATION SERVED BY SOURCE WATER SYSTEM - - - - -						745		
GREENE ROAD	0430040	DU PAGE	Acid	ADJ	00/00	215		1.0
TOTAL POPULATION SERVED BY SOURCE WATER SYSTEM - - - - -						215		
GREENFIELD COMM WELL CO	1975760	WILL	Acid	ADJ	/30	39		1.0
TOTAL POPULATION SERVED BY SOURCE WATER SYSTEM - - - - -						39		
GREENFIELD WS	0610150	GREENE	Acid	ADJ	11/58	1162		1.0
TOTAL POPULATION SERVED BY SOURCE WATER SYSTEM - - - - -						1162		
GREENUP WS	0350050	CUMBERLAND	NaF	ADJ	12/68	1660		1.0
TOTAL POPULATION SERVED BY SOURCE WATER SYSTEM - - - - -						1660		

POPULATION SERVED FLUORIDATED DRINKING WATER BY SOURCE SYSTEM,
CONSECUTIVE SYSTEM, AND COUNTY WITHIN STATE (AS OF 12/31/92)

ILLINOIS

WATER SYSTEMS AND CONSECUTIVE SYSTEMS SERVED	EPA ID NO	COUNTY	CHEM USED	STATUS	FLUOR START DATE	POP SERVED	NATURAL SYSTEMS NAT LEVEL	OPT LEVEL
GREENVIEW WS	1290100	MENARD	Acid	ADJ	/69	848		1.0
TOTAL POPULATION SERVED BY SOURCE WATER SYSTEM - - - - -						848		
GREENVILLE WS	0050050	BOND	Acid	ADJ	11/58	4806		1.0
DONNELLSON	0054360	BOND		CONS		167		
MULBERRY GROVE	0050100	BOND		CONS		660		
PANAMA	0054720	BOND		CONS		294		
SMITHBORO	0050250	BOND		CONS		201		
TOTAL POPULATION SERVED BY SOURCE WATER SYSTEM - - - - -						6128		
GRIDLEY WS	1130600	MCLEAN	NaF	ADJ	11/70	1304		1.0
TOTAL POPULATION SERVED BY SOURCE WATER SYSTEM - - - - -						1304		
GRIGGSVILLE WS	1490300	PIKE	NaF	ADJ	11/70	1218		1.0
TOTAL POPULATION SERVED BY SOURCE WATER SYSTEM - - - - -						1218		
GROVELAND TWP PWD	1795200	TAZEWELL	Acid	ADJ	/71	2000		1.0
TOTAL POPULATION SERVED BY SOURCE WATER SYSTEM - - - - -						2000		
HALEN HEIGHTS SUBD	1615420	ROCK ISLAND	Acid	ADJ	/78	25		1.0
TOTAL POPULATION SERVED BY SOURCE WATER SYSTEM - - - - -						25		
HAMEL WS	1190450	MADISON		NATL		537	0.9	
TOTAL POPULATION SERVED BY SOURCE WATER SYSTEM - - - - -						537		
HAMILTON WS	0670400	HANCOCK	NaF	ADJ	/70	3281		1.0
TOTAL POPULATION SERVED BY SOURCE WATER SYSTEM - - - - -						3281		
HAMMOND WS	1470250	PIATT	NaF	ADJ	11/69	527		1.0
TOTAL POPULATION SERVED BY SOURCE WATER SYSTEM - - - - -						527		
HAMMOND, IN	5245020	LAKE, IN	Acid	ADJ	/53	0		1.0
CHICAGO HTS WS	0310450	COOK		CONS		33072		
GLENWOOD WS	0311050	COOK		CONS		9289		
LANSING	0311590	COOK		CONS		28086		
LYNWOOD WS	0311680	COOK		CONS		6535		
TOTAL POPULATION SERVED BY SOURCE WATER SYSTEM - - - - -						76982		
HAMPSHIRE WS	0890450	KANE	Acid	ADJ	11/69	1843		1.0
TOTAL POPULATION SERVED BY SOURCE WATER SYSTEM - - - - -						1843		

POPULATION SERVED FLUORIDATED DRINKING WATER BY SOURCE SYSTEM,
CONSECUTIVE SYSTEM, AND COUNTY WITHIN STATE (AS OF 12/31/92)

ILLINOIS

WATER SYSTEMS AND CONSECUTIVE SYSTEMS SERVED	EPA ID NO	COUNTY	CHEM USED	STATUS	FLUOR START DATE	POP SERVED	NATURAL SYSTEMS NAT LEVEL	OPT LEVEL
HANOVER WS	0850250	JO DAVIESS	Acid	ADJ	10/69	908		1.0
TOTAL POPULATION SERVED BY SOURCE WATER SYSTEM - - - - -						908		
HARBOR RIDGE UTIL INC	0975620	LAKE		NATL		315	1.2	
TOTAL POPULATION SERVED BY SOURCE WATER SYSTEM - - - - -						315		
HARDIN CO WATER DIST NO 1	0695000	HARDIN	NaF	ADJ	/72	806		1.0
HARDIN CO. PUBLIC WORKS	0690010	HARDIN		CONS		200		
TOTAL POPULATION SERVED BY SOURCE WATER SYSTEM - - - - -						1006		
HARDIN WS	0130200	CALHOUN	NaF	ADJ	11/69	1071		1.0
TOTAL POPULATION SERVED BY SOURCE WATER SYSTEM - - - - -						1071		
HARMON WS	1030300	LEE	Acid	ADJ	/70	186		1.0
TOTAL POPULATION SERVED BY SOURCE WATER SYSTEM - - - - -						186		
HARRINGTON BROS SUBD	2015250	WINNEBAGO	Acid	ADJ	/55	200		1.0
TOTAL POPULATION SERVED BY SOURCE WATER SYSTEM - - - - -						200		
HARRISTOWN WS	1150210	MACON	Acid	ADJ	/68	1319		1.0
TOTAL POPULATION SERVED BY SOURCE WATER SYSTEM - - - - -						1319		
HARTFORD WS	1190500	MADISON	Acid	ADJ	05/68	1676		1.0
TOTAL POPULATION SERVED BY SOURCE WATER SYSTEM - - - - -						1676		
HARTSBURG WS	1070250	LOGAN	NaF	ADJ	/70	306		1.0
TOTAL POPULATION SERVED BY SOURCE WATER SYSTEM - - - - -						306		
HARVARD WS	1110250	MCHENRY	Acid	ADJ	/69	5975		1.0
TOTAL POPULATION SERVED BY SOURCE WATER SYSTEM - - - - -						5975		
HARVEL WS	1354500	MONTGOMERY	Acid	ADJ	/70	213		1.0
TOTAL POPULATION SERVED BY SOURCE WATER SYSTEM - - - - -						213		
HAVANA WS	1250200	MASON	NaF	ADJ	12/70	3610		1.0
TOTAL POPULATION SERVED BY SOURCE WATER SYSTEM - - - - -						3610		

POPULATION SERVED FLUORIDATED DRINKING WATER BY SOURCE SYSTEM,
CONSECUTIVE SYSTEM, AND COUNTY WITHIN STATE (AS OF 12/31/92)

ILLINOIS

WATER SYSTEMS AND CONSECUTIVE SYSTEMS SERVED	EPA ID NO	COUNTY	CHEM USED	STATUS	FLUOR START DATE	POP SERVED	NATURAL SYSTEMS NAT LEVEL	OPT LEVEL
HAWTHORNE WOODS (VILLAGE)	0970450	LAKE	Acid	ADJ	/68	4423		1.0
TOTAL POPULATION SERVED BY SOURCE WATER SYSTEM - - - - -						4423		
HAZELWOOD 4TH ADDN	0735350	HENRY	Acid	ADJ	/72	150		1.0
TOTAL POPULATION SERVED BY SOURCE WATER SYSTEM - - - - -						150		
HAZELWOOD HEIGHTS SUB	0735220	HENRY	Acid	ADJ	/77	130		1.0
TOTAL POPULATION SERVED BY SOURCE WATER SYSTEM - - - - -						130		
HAZELWOOD NORTH SUBD	0735850	HENRY	Acid	ADJ	/75	70		1.0
TOTAL POPULATION SERVED BY SOURCE WATER SYSTEM - - - - -						70		
HAZELWOOD WEST SUBD	0735250	HENRY	Acid	ADJ	/70	80		1.0
TOTAL POPULATION SERVED BY SOURCE WATER SYSTEM - - - - -						80		
HEBRON WS	1110300	MCHENRY	Acid	ADJ	03/69	809		1.0
TOTAL POPULATION SERVED BY SOURCE WATER SYSTEM - - - - -						809		
HENDERSON WS	0950250	KNOX		NATL		290	2.8	
TOTAL POPULATION SERVED BY SOURCE WATER SYSTEM - - - - -						290		
HENNEPIN PWD	1555100	PUTNAM	NaF	ADJ	/66	669		1.0
TOTAL POPULATION SERVED BY SOURCE WATER SYSTEM - - - - -						669		
HENRY WS	1230050	MARSHALL	Acid	ADJ	10/68	2591		1.0
TOTAL POPULATION SERVED BY SOURCE WATER SYSTEM - - - - -						2591		
HERRICK WS	1735120	SHELBY	Acid	ADJ	06/68	466		1.0
TOTAL POPULATION SERVED BY SOURCE WATER SYSTEM - - - - -						466		
HERSCHER WS	0910450	KANKAKEE	Acid	ADJ	/73	1278		1.0
TOTAL POPULATION SERVED BY SOURCE WATER SYSTEM - - - - -						1278		
HETTICK	1170500	MACOUPIN	NaF	ADJ	/68	211		1.0
TOTAL POPULATION SERVED BY SOURCE WATER SYSTEM - - - - -						211		

POPULATION SERVED FLUORIDATED DRINKING WATER BY SOURCE SYSTEM,
CONSECUTIVE SYSTEM, AND COUNTY WITHIN STATE (AS OF 12/31/92)

ILLINOIS

WATER SYSTEMS AND CONSECUTIVE SYSTEMS SERVED	EPA ID NO	COUNTY	CHEM USED	STATUS	FLUOR START DATE	POP SERVED	NATURAL SYSTEMS NAT LEVEL	OPT LEVEL
HEYWORTH WS	1130650	MCLEAN	NaF	ADJ	12/70	1627		1.0
TOTAL POPULATION SERVED BY SOURCE WATER SYSTEM - - - - -						1627		
HIGHLAND EST SUBD	0915220	KANKAKEE		NATL		111	0.9	
TOTAL POPULATION SERVED BY SOURCE WATER SYSTEM - - - - -						111		
HIGHLAND HILLS SD SUBD	0435560	DU PAGE	Acid	ADJ	/74	1302		1.0
TOTAL POPULATION SERVED BY SOURCE WATER SYSTEM - - - - -						1302		
HIGHLAND LAKE SUBD	0975750	LAKE		NATL		325	1.0	
TOTAL POPULATION SERVED BY SOURCE WATER SYSTEM - - - - -						325		
HIGHLAND PARK WS	0970500	LAKE	NaSiF6	ADJ	12/55	57089		1.0
BANNOCKBURN	0970100	LAKE		CONS		1388		
DEERFIELD	0974340	LAKE		CONS		17327		
GLENBROOK SD	0315310	COOK		CONS		1011		
LINCOLNSHIRE WS	0970950	LAKE		CONS		4931		
RIVERWOODS	0971450	LAKE		CONS		2868		
TOTAL POPULATION SERVED BY SOURCE WATER SYSTEM - - - - -						84614		
HIGHLAND SHORES WC	1115300	MCHENRY	Acid	ADJ	/51	1716		1.0
TOTAL POPULATION SERVED BY SOURCE WATER SYSTEM - - - - -						1716		
HIGHLAND WS	1190550	MADISON	Acid	ADJ	/68	7525		1.0
GRANTFORK	1190350	MADISON		CONS		273		
PIERRON	1194760	MADISON		CONS		1150		
TOTAL POPULATION SERVED BY SOURCE WATER SYSTEM - - - - -						8948		
HIGHWOOD WS	0970550	LAKE	NaSiF6	ADJ	10/68	5331		1.0
TOTAL POPULATION SERVED BY SOURCE WATER SYSTEM - - - - -						5331		
HILLCREST COURT SUBD	1615510	ROCK ISLAND	Acid	ADJ	/72	60		1.0
TOTAL POPULATION SERVED BY SOURCE WATER SYSTEM - - - - -						60		
HILLCREST CT-2ND ADDN	1615490	ROCK ISLAND	NaF	ADJ	/75	66		1.0
TOTAL POPULATION SERVED BY SOURCE WATER SYSTEM - - - - -						66		
HILLCREST WS	1410250	OGLE	Acid	ADJ	11/68	828		1.0
TOTAL POPULATION SERVED BY SOURCE WATER SYSTEM - - - - -						828		

POPULATION SERVED FLUORIDATED DRINKING WATER BY SOURCE SYSTEM,
CONSECUTIVE SYSTEM, AND COUNTY WITHIN STATE (AS OF 12/31/92)

ILLINOIS

WATER SYSTEMS AND CONSECUTIVE SYSTEMS SERVED	EPA ID NO	COUNTY	CHEM USED	STATUS	FLUOR START DATE	POP SERVED	NATURAL SYSTEMS NAT LEVEL	OPT LEVEL
HILLDALE MANOR WC	0975700	LAKE	Acid	ADJ	/54	393		1.0
TOTAL POPULATION SERVED BY SOURCE WATER SYSTEM - - - - -						393		
HILLSBORO WS	1350300	MONTGOMERY	Acid	ADJ	/70	5750		1.0
COFFEEN WS	1350150	MONTGOMERY		CONS		736		
GRAHAM CORR CTR	1355100	MONTGOMERY		CONS		1380		
SCHRAM CITY	1350600	MONTGOMERY		CONS		692		
TAYLOR SPRINGS	1350650	MONTGOMERY		CONS		670		
TOTAL POPULATION SERVED BY SOURCE WATER SYSTEM - - - - -						9228		
HILLVIEW SUBDIVISION	1975800	WILL	Acid	ADJ	/41	99		1.0
TOTAL POPULATION SERVED BY SOURCE WATER SYSTEM - - - - -						99		
HILLVIEW WS	0610200	GREENE	Acid	ADJ	/68	271		1.0
TOTAL POPULATION SERVED BY SOURCE WATER SYSTEM - - - - -						271		
HINCKLEY WS	0370200	DE KALB	Acid	ADJ	05/68	1682		1.0
TOTAL POPULATION SERVED BY SOURCE WATER SYSTEM - - - - -						1682		
HINDSBORO WS	0410200	DOUGLAS	NaF	ADJ	12/69	346		1.0
TOTAL POPULATION SERVED BY SOURCE WATER SYSTEM - - - - -						346		
HOLIDAY ACRES SUBD	2015280	WINNEBAGO	Acid	ADJ	/70	270		1.0
TOTAL POPULATION SERVED BY SOURCE WATER SYSTEM - - - - -						270		
HOLIDAY SHRS SUBD	1195110	MADISON	Acid	ADJ	06/69	2142		1.0
TOTAL POPULATION SERVED BY SOURCE WATER SYSTEM - - - - -						2142		
HOLLANDS GROVE CT SUBD	1795300	TAZEWELL	Acid	ADJ	/66	45		1.0
TOTAL POPULATION SERVED BY SOURCE WATER SYSTEM - - - - -						45		
HOLLIS PARK SUBD	0935200	KENDALL	Acid	ADJ	/72	140		1.0
TOTAL POPULATION SERVED BY SOURCE WATER SYSTEM - - - - -						140		
HOMER WS	0190300	CHAMPAIGN	Acid	ADJ	/70	1264		1.0
TOTAL POPULATION SERVED BY SOURCE WATER SYSTEM - - - - -						1264		

POPULATION SERVED FLUORIDATED DRINKING WATER BY SOURCE SYSTEM,
CONSECUTIVE SYSTEM, AND COUNTY WITHIN STATE (AS OF 12/31/92)

ILLINOIS

WATER SYSTEMS AND CONSECUTIVE SYSTEMS SERVED	EPA ID NO	COUNTY	CHEM USED	STATUS	FLUOR START DATE	POP SERVED	NATURAL SYSTEMS NAT LEVEL	OPT LEVEL
HOOPESTON WS	1830450	VERMILION	Acid	ADJ	12/67	5871		1.0
TOTAL POPULATION SERVED BY SOURCE WATER SYSTEM - - - - -						5871		
HOPEDALE WS	1790300	TAZEWELL	NaF	ADJ	03/69	805		1.0
TOTAL POPULATION SERVED BY SOURCE WATER SYSTEM - - - - -						805		
HOPEWELL ESTATES SUBD	1235150	MARSHALL		NATL		350	2.0	
TOTAL POPULATION SERVED BY SOURCE WATER SYSTEM - - - - -						350		
HULL WS	1490350	PIKE	Acid	ADJ	12/70	514		1.0
TOTAL POPULATION SERVED BY SOURCE WATER SYSTEM - - - - -						514		
HUME WS	0450150	EDGAR	Acid	ADJ	04/69	406		1.0
TOTAL POPULATION SERVED BY SOURCE WATER SYSTEM - - - - -						406		
HUNTLEY COMM SUBD	1975840	WILL	Acid	ADJ	/38	48		1.0
TOTAL POPULATION SERVED BY SOURCE WATER SYSTEM - - - - -						48		
HUNTLEY WS	1110350	MCHENRY	Acid	ADJ	07/71	2453		1.0
TOTAL POPULATION SERVED BY SOURCE WATER SYSTEM - - - - -						2453		
HUTSONVILLE WS	0330100	CRAWFORD	Acid	ADJ	10/70	622		1.0
TOTAL POPULATION SERVED BY SOURCE WATER SYSTEM - - - - -						622		
IL PRAIRIE ESTATE SUBD	0995300	LA SALLE	Acid	ADJ	/77	36		1.0
TOTAL POPULATION SERVED BY SOURCE WATER SYSTEM - - - - -						36		
ILL-AM WC (ALTON)	1195150	MADISON	Acid	ADJ	10/68	32005		1.0
ALTON MENTAL HEALTH	1195500	MADISON		CONS		770		
BRIGHTON	1174160	MACOUPIN		CONS		2270		
BUNKER HILL	1170100	MACOUPIN		CONS		1722		
FOREST HOMES-MAPLE PARK	1195100	MADISON		CONS		2000		
FOSTERBURG PWD	1195220	MADISON		CONS		4962		
JERSEY CO PWD	0835300	JERSEY		CONS		8712		
ROYAL LAKES	1170830	MACOUPIN		CONS		272		
TOTAL POPULATION SERVED BY SOURCE WATER SYSTEM - - - - -						52713		
ILL-AM WC (E ST LOUIS)	1635040	ST. CLAIR	Acid	ADJ	05/68	40944		1.0
ARLINGTON	1190020	MADISON		CONS		200		

POPULATION SERVED FLUORIDATED DRINKING WATER BY SOURCE SYSTEM,
CONSECUTIVE SYSTEM, AND COUNTY WITHIN STATE (AS OF 12/31/92)

ILLINOIS

WATER SYSTEMS AND CONSECUTIVE SYSTEMS SERVED	EPA ID NO	COUNTY	CHEM USED	STATUS	FLUOR START DATE	POP SERVED	NATURAL SYSTEMS NAT LEVEL	OPT LEVEL
CAHOKIA	1630200	ST. CLAIR		CONS		17550		
CASEYVILLE	1630250	ST. CLAIR		CONS		4419		
CHARLES MELVIN SUPPORT CENTER	1190060	MADISON		CONS		864		
COLUMBIA	1330050	ST. CLAIR		CONS		5524		
COMMONFIELD OF CAHOKIA	1635030	ST. CLAIR		CONS		15200		
DUPO	1630350	ST. CLAIR		CONS		3164		
MILLSTADT	1630850	ST. CLAIR		CONS		2566		
MOUND PWD	1635050	ST. CLAIR		CONS		1800		
O'FALLON	1631100	ST. CLAIR		CONS		16073		
PRAIRIE DUPONT PWD	1635070	ST. CLAIR		CONS		3200		
SCOTT AFB	1635237	ST. CLAIR		CONS		7540		
SHILOH	1631250	ST. CLAIR		CONS		2655		
TOTAL POPULATION SERVED BY SOURCE WATER SYSTEM - - - - -						121699		
ILL-AM WC (GRANITE CITY)	1195030	MADISON	Acid	ADJ	00/00	32863		1.0
MITCHELL PWD	1195210	MADISON		CONS		5200		
PONTOON BEACH PWD	1195300	MADISON		CONS		4013		
TOTAL POPULATION SERVED BY SOURCE WATER SYSTEM - - - - -						42076		
ILLIOPOLIS WS	1670550	SANGAMON	Acid	ADJ	12/67	1134		1.0
TOTAL POPULATION SERVED BY SOURCE WATER SYSTEM - - - - -						1134		
INDIAN BLUFFS SUBD	1615520	ROCK ISLAND	NaF	ADJ	/68	150		1.0
TOTAL POPULATION SERVED BY SOURCE WATER SYSTEM - - - - -						150		
INDIAN CREEK SUBD	1135250	MCLEAN	Acid	ADJ	/80	247		1.0
TOTAL POPULATION SERVED BY SOURCE WATER SYSTEM - - - - -						247		
INDIANOLA WS	1830500	VERMILION	Acid	ADJ	/68	336		1.0
TOTAL POPULATION SERVED BY SOURCE WATER SYSTEM - - - - -						336		
INDUSTRY WS	1090300	MCDONOUGH		NATL		656	3.5	
TOTAL POPULATION SERVED BY SOURCE WATER SYSTEM - - - - -						656		
INGALLS PARK SUBD	1975880	WILL	Acid	ADJ	/30	745		1.0
TOTAL POPULATION SERVED BY SOURCE WATER SYSTEM - - - - -						745		
INTER-STATE WAT CO (DANVILLE)	1835120	VERMILION	NaSiF6	ADJ	12/55	40908		1.0
CATLIN	1830150	VERMILION		CONS		2173		
HOOTEN PWD	1835100	VERMILION		CONS		2100		
LAKE BLVD PWD	1855350	VERMILION		CONS		415		

POPULATION SERVED FLUORIDATED DRINKING WATER BY SOURCE SYSTEM,
CONSECUTIVE SYSTEM, AND COUNTY WITHIN STATE (AS OF 12/31/92)

ILLINOIS

WATER SYSTEMS AND CONSECUTIVE SYSTEMS SERVED	EPA ID NO	COUNTY	CHEM USED	STATUS	FLUOR START DATE	POP SERVED	NATURAL SYSTEMS NAT LEVEL	OPT LEVEL
REMOLE SUBD	1855360	VERMILION		CONS		55		
WESTVILLE	1830950	VERMILION		CONS		3387		
TOTAL POPULATION SERVED BY SOURCE WATER SYSTEM - - - - -						49038		
IOLA	0250010	CLAY	OTHER	ADJ	00/00	135		1.0
TOTAL POPULATION SERVED BY SOURCE WATER SYSTEM - - - - -						135		
IPA VA WS	0570550	FULTON		NATL		483	3.8	
TOTAL POPULATION SERVED BY SOURCE WATER SYSTEM - - - - -						483		
ISLAND LAKE VILLAGE WS	0974540	LAKE	Acid	ADJ	/75	4449		1.0
TOTAL POPULATION SERVED BY SOURCE WATER SYSTEM - - - - -						4449		
ISLAND LAKE WC	0975080	LAKE	Acid	ADJ	00/00	2400		1.0
TOTAL POPULATION SERVED BY SOURCE WATER SYSTEM - - - - -						2400		
ITASCA WS	0430500	DU PAGE	Acid	ADJ	/72	6947		1.0
TOTAL POPULATION SERVED BY SOURCE WATER SYSTEM - - - - -						6947		
IUKA WS	1210150	MARION	NaF	ADJ	04/71	388		1.0
TOTAL POPULATION SERVED BY SOURCE WATER SYSTEM - - - - -						388		
IVESDALE WS	0194560	CHAMPAIGN	NaF	ADJ	/68	339		1.0
TOTAL POPULATION SERVED BY SOURCE WATER SYSTEM - - - - -						339		
JACKSONVILLE WS	1370200	MORGAN	NaSiF6	ADJ	08/56	23237		1.0
FRANKLIN	1370150	MORGAN		CONS		634		
MURRAYVILLE-WOODSON WC	1375150	MORGAN		CONS		1145		
TOTAL POPULATION SERVED BY SOURCE WATER SYSTEM - - - - -						25016		
JEFFERSONVILLE	1910200	WAYNE		NATL		311	0.9	
TOTAL POPULATION SERVED BY SOURCE WATER SYSTEM - - - - -						311		
JERSEYVILLE WS	0830250	JERSEY	Acid	ADJ	11/64	7382		1.0
FIELDON	0830150	JERSEY		CONS		330		
NUTWOOD WD	0835080	JERSEY		CONS		115		
TOTAL POPULATION SERVED BY SOURCE WATER SYSTEM - - - - -						7827		

POPULATION SERVED FLUORIDATED DRINKING WATER BY SOURCE SYSTEM,
CONSECUTIVE SYSTEM, AND COUNTY WITHIN STATE (AS OF 12/31/92)

ILLINOIS

WATER SYSTEMS AND CONSECUTIVE SYSTEMS SERVED	EPA ID NO	COUNTY	CHEM USED	STATUS	FLUOR START DATE	POP SERVED	NATURAL SYSTEMS NAT LEVEL	OPT LEVEL
JEWETT WS	0350100	CUMBERLAND	NaF	ADJ	06/68	194		1.0
TOTAL POPULATION SERVED BY SOURCE WATER SYSTEM - - - - -						194		
JOLIET CORRECTIONAL FACILITY	1977930	WILL		NATL		2000	1.4	
TOTAL POPULATION SERVED BY SOURCE WATER SYSTEM - - - - -						2000		
JOLIET WS	1970450	WILL	OTHER	ADJ	00/00	76836		1.0
ROCKDALE WS	1970850	WILL		CONS		1709		
SHOREWOOD-OAKWOOD SUBD	1970950	WILL		CONS		120		
TOTAL POPULATION SERVED BY SOURCE WATER SYSTEM - - - - -						78665		
JOPPA WS	1270100	MASSAC	Acid	ADJ	/82	523		1.0
TOTAL POPULATION SERVED BY SOURCE WATER SYSTEM - - - - -						523		
JOY	1310100	MERCER		NATL		500	0.0	
TOTAL POPULATION SERVED BY SOURCE WATER SYSTEM - - - - -						500		
JUBILEE WC INC	1435220	PEORIA		NATL		88	1.9	
TOTAL POPULATION SERVED BY SOURCE WATER SYSTEM - - - - -						88		
KAMPSVILLE WS	0130250	CALHOUN	Acid	ADJ	/70	399		1.0
TOTAL POPULATION SERVED BY SOURCE WATER SYSTEM - - - - -						399		
KANE WS	0610250	GREENE	Acid	ADJ	/68	465		1.0
TOTAL POPULATION SERVED BY SOURCE WATER SYSTEM - - - - -						465		
KANGLEY WS	0990250	LA SALLE		NATL		300	1.3	
TOTAL POPULATION SERVED BY SOURCE WATER SYSTEM - - - - -						300		
KANKAKEE WC	0915030	KANKAKEE	Acid	ADJ	11/64	13934		1.0
BRADLEY	0910200	KANKAKEE		CONS		10792		
HILLSIDE MANOR SUBD	0915259	KANKAKEE		CONS		267		
MANTENO HEA CTR	0915930	KANKAKEE		CONS		1600		
OAKDALE ACRES SUBD	0915350	KANKAKEE		CONS		375		
SKYWAY AND SKYLINE SUBD	0915450	KANKAKEE		CONS		250		
VAUGHNDALE MEADOWS SUB	0915950	KANKAKEE		CONS		330		
TOTAL POPULATION SERVED BY SOURCE WATER SYSTEM - - - - -						27548		
KANSAS WS	0450200	EDGAR	NaF	ADJ	/70	387		1.0
TOTAL POPULATION SERVED BY SOURCE WATER SYSTEM - - - - -						387		

POPULATION SERVED FLUORIDATED DRINKING WATER BY SOURCE SYSTEM,
CONSECUTIVE SYSTEM, AND COUNTY WITHIN STATE (AS OF 12/31/92)

ILLINOIS

WATER SYSTEMS AND CONSECUTIVE SYSTEMS SERVED	EPA ID NO	COUNTY	CHEM USED	STATUS	FLUOR START DATE	POP SERVED	NATURAL SYSTEMS NAT LEVEL	OPT LEVEL
KARNAK WS	1530050	PULASKI	NaF	ADJ	/68	581		1.0
TOTAL POPULATION SERVED BY SOURCE WATER SYSTEM - - - - -						581		
KASKASKIA WATER DIS	1635110	ST. CLAIR	Acid	ADJ	/68	32		1.0
LENZBURG	1630700	ST. CLAIR		CONS		510		
MARISSA	1630750	ST. CLAIR		CONS		2375		
NEW ATHENS	1631050	ST. CLAIR		CONS		2010		
TILDEN	1570700	RANDOLPH		CONS		2729		
WASHINGTON COUNTY WC	1895600	WASHINGTON		CONS		5912		
TOTAL POPULATION SERVED BY SOURCE WATER SYSTEM - - - - -						13568		
KEENSBURG	1850150	WABASH	Acid	ADJ	11/68	312		1.0
TOTAL POPULATION SERVED BY SOURCE WATER SYSTEM - - - - -						312		
KEITHSBURG WS	1310150	MERCER	NaF	ADJ	11/70	747		1.0
TOTAL POPULATION SERVED BY SOURCE WATER SYSTEM - - - - -						747		
KEMMERER VILLAGE	0215189	CHRISTIAN	Acid	ADJ	00/91	123		1.0
TOTAL POPULATION SERVED BY SOURCE WATER SYSTEM - - - - -						123		
KEMPTON WS	0530150	FORD	Acid	ADJ	/82	219		1.0
TOTAL POPULATION SERVED BY SOURCE WATER SYSTEM - - - - -						219		
KENILWORTH WS	0311500	COOK	NaSiF6	ADJ	11/53	2402		1.0
TOTAL POPULATION SERVED BY SOURCE WATER SYSTEM - - - - -						2402		
KENNEY WS	0390200	DE WITT	NaF	ADJ	11/53	390		1.0
TOTAL POPULATION SERVED BY SOURCE WATER SYSTEM - - - - -						390		
KEWANEE WS	0730650	HENRY		NATL		14000		1.0
TOTAL POPULATION SERVED BY SOURCE WATER SYSTEM - - - - -						14000		
KEYESPORT WS	0274580	CLINTON	NaF	ADJ	/68	440		1.0
TOTAL POPULATION SERVED BY SOURCE WATER SYSTEM - - - - -						440		
KILLARNEY WC	1115400	MCHENRY	Acid	ADJ	/59	1014		1.0
TOTAL POPULATION SERVED BY SOURCE WATER SYSTEM - - - - -						1014		

POPULATION SERVED FLUORIDATED DRINKING WATER BY SOURCE SYSTEM,
CONSECUTIVE SYSTEM, AND COUNTY WITHIN STATE (AS OF 12/31/92)

ILLINOIS

WATER SYSTEMS AND CONSECUTIVE SYSTEMS SERVED	EPA ID NO	COUNTY	CHEM USED	STATUS	FLUOR START DATE	POP SERVED	NATURAL SYSTEMS NAT LEVEL	OPT LEVEL
KINCAID WS	0210250	CHRISTIAN	Acid	ADJ	10/70	1353		1.0
JEISEYVILLE	0210200	CHRISTIAN		CONS		126		
TOVEY	0210650	CHRISTIAN		CONS		526		
TOTAL POPULATION SERVED BY SOURCE WATER SYSTEM - - - - -						2005		
KINDERHOOK WS	1490400	PIKE	Acid	ADJ	06/69	257		1.0
TOTAL POPULATION SERVED BY SOURCE WATER SYSTEM - - - - -						257		
KINGSTON MINES WS	1430450	PEORIA		NATL		350	1.2	
TOTAL POPULATION SERVED BY SOURCE WATER SYSTEM - - - - -						350		
KINGSTON WS	0370250	DE KALB	NaF	ADJ	12/70	562		1.0
TOTAL POPULATION SERVED BY SOURCE WATER SYSTEM - - - - -						562		
KINKAID REEDS CK INT CITY W	0775100	JACKSON	NaSiF6	ADJ	11/70	0		1.0
AVA	0770050	JACKSON		CONS		1004		
CAMPBELL HILL	0770100	JACKSON		CONS		419		
DE SOTO	0770200	JACKSON		CONS		1695		
ELKVILLE	0770300	JACKSON		CONS		1049		
GORHAM WS	0770350	JACKSON		CONS		368		
MURDALE PWD	0775200	JACKSON		CONS		3705		
MURPHYSBORO	0770500	JACKSON		CONS		11118		
ORAVILLE WATER DIST	0775250	JACKSON		CONS		447		
VERGENNES	0770550	JACKSON		CONS		538		
WILLISVILLE	1450300	PERRY		CONS		749		
TOTAL POPULATION SERVED BY SOURCE WATER SYSTEM - - - - -						21092		
KINMUNDY WS	1210300	MARION	NaF	ADJ	/68	879		1.0
ALMA	1210050	MARION		CONS		388		
TOTAL POPULATION SERVED BY SOURCE WATER SYSTEM - - - - -						1267		
KINSMAN	0630450	GRUNDY		NATL		112	0.9	
TOTAL POPULATION SERVED BY SOURCE WATER SYSTEM - - - - -						112		
KIRKLAND WS	0370300	DE KALB	Acid	ADJ	/70	1011		1.0
TOTAL POPULATION SERVED BY SOURCE WATER SYSTEM - - - - -						1011		
KIRKWOOD WS	1870050	WARREN		NATL		1150	2.8	
TOTAL POPULATION SERVED BY SOURCE WATER SYSTEM - - - - -						1150		

POPULATION SERVED FLUORIDATED DRINKING WATER BY SOURCE SYSTEM,
CONSECUTIVE SYSTEM, AND COUNTY WITHIN STATE (AS OF 12/31/92)

ILLINOIS

WATER SYSTEMS AND CONSECUTIVE SYSTEMS SERVED	EPA ID NO	COUNTY	CHEM USED	STATUS	FLUOR START DATE	POP SERVED	NATURAL SYSTEMS NAT LEVEL	OPT LEVEL
KNOLLS EDGE SUBD	1415250	OGLE	Acid	ADJ	/71	90		1.0
TOTAL POPULATION SERVED BY SOURCE WATER SYSTEM - - - - -						90		
KNOXVILLE WS	0950300	KNOX		NATL		3200	2.3	
TOTAL POPULATION SERVED BY SOURCE WATER SYSTEM - - - - -						3200		
LA FAYETTE WS	1750100	STARK		NATL		281	2.4	
TOTAL POPULATION SERVED BY SOURCE WATER SYSTEM - - - - -						281		
LA HARPE WS	0670450	HANCOCK	Acid	ADJ	12/69	1407		1.0
TOTAL POPULATION SERVED BY SOURCE WATER SYSTEM - - - - -						1407		
LA MOILLE	0110500	BUREAU	Acid	ADJ	/15	654		1.0
TOTAL POPULATION SERVED BY SOURCE WATER SYSTEM - - - - -						654		
LA PLACE WS	1475100	PIATT	Acid	ADJ	/72	365		1.0
TOTAL POPULATION SERVED BY SOURCE WATER SYSTEM - - - - -						365		
LA ROSE WS	1230150	MARSHALL	Acid	ADJ	/68	130		1.0
TOTAL POPULATION SERVED BY SOURCE WATER SYSTEM - - - - -						130		
LA SALLE WS	0990300	LA SALLE	Acid	ADJ	03/57	9717		1.0
TOTAL POPULATION SERVED BY SOURCE WATER SYSTEM - - - - -						9717		
LACON WS	1230100	MARSHALL	Acid	ADJ	10/66	1986		1.0
TOTAL POPULATION SERVED BY SOURCE WATER SYSTEM - - - - -						1986		
LADD WS	0110450	BUREAU		NATL		1283	0.8	
TOTAL POPULATION SERVED BY SOURCE WATER SYSTEM - - - - -						1283		
LAKE ARISPIE WC	0115050	BUREAU	Acid	ADJ	/67	50		1.0
TOTAL POPULATION SERVED BY SOURCE WATER SYSTEM - - - - -						50		
LAKE BARRINGTON SHORES WS	0975520	LAKE		NATL		2855	0.8	
TOTAL POPULATION SERVED BY SOURCE WATER SYSTEM - - - - -						2855		

POPULATION SERVED FLUORIDATED DRINKING WATER BY SOURCE SYSTEM,
CONSECUTIVE SYSTEM, AND COUNTY WITHIN STATE (AS OF 12/31/92)

ILLINOIS

WATER SYSTEMS AND CONSECUTIVE SYSTEMS SERVED	EPA ID NO	COUNTY	CHEM USED	STATUS	FLUOR START DATE	POP SERVED	NATURAL SYSTEMS NAT LEVEL	OPT LEVEL
LAKE CO. PUBLIC WATER DISTRICT	0975790	LAKE	Acid	ADJ	/55	0		1.0
WILLOWCREST	0976060	LAKE		CONS		45		
WINTHROP HARBOR WS	0971950	LAKE		CONS		4940		
ZION	0972000	LAKE		CONS		19775		
TOTAL POPULATION SERVED BY SOURCE WATER SYSTEM - - - - -						24760		
LAKE FOREST WS	0970800	LAKE	NaSiF6	ADJ	11/60	20019		1.0
BRADLEY ROAD SYS	0975110	LAKE		CONS		635		
DEL-MAR WC	0975370	LAKE		CONS		250		
WEST SHORELAND SUBD	0977050	LAKE		CONS		200		
TOTAL POPULATION SERVED BY SOURCE WATER SYSTEM - - - - -						21104		
LAKE HOLIDAY UTIL CO	0995200	LA SALLE	Acid	ADJ	/65	3850		1.0
TOTAL POPULATION SERVED BY SOURCE WATER SYSTEM - - - - -						3850		
LAKE IN THE HILLS WS	1110400	MCHENRY	Acid	ADJ	10/81	5866		1.0
TOTAL POPULATION SERVED BY SOURCE WATER SYSTEM - - - - -						5866		
LAKE IROQUOIS SUBD	0755200	IROQUOIS	Acid	ADJ	/71	180		1.0
TOTAL POPULATION SERVED BY SOURCE WATER SYSTEM - - - - -						180		
LAKE LYNNWOOD	0735330	HENRY	Acid	ADJ	/61	70		1.0
TOTAL POPULATION SERVED BY SOURCE WATER SYSTEM - - - - -						70		
LAKE OF EGYPT PWD	1995200	WILLIAMSON	Acid	ADJ	/74	8052		1.0
BURNSIDE PWD	0875050	JOHNSON		CONS		1633		
CREAL SPRINGS	1990300	WILLIAMSON		CONS		882		
DEVILS KITCHEN PWD	1995160	WILLIAMSON		CONS		1058		
GOREVILLE	0870200	JOHNSON		CONS		872		
LICK CREEK PWD	1815100	UNION		CONS		910		
TOTAL POPULATION SERVED BY SOURCE WATER SYSTEM - - - - -						13407		
LAKE THUNDERBIRD SUBD	1555050	PUTNAM	Acid	ADJ	/71	420		1.0
TOTAL POPULATION SERVED BY SOURCE WATER SYSTEM - - - - -						420		
LAKE VILLA WS	0970840	LAKE		NATL		2857	1.0	
TOTAL POPULATION SERVED BY SOURCE WATER SYSTEM - - - - -						2857		
LAKE WILDWOOD UTIL CO	1235200	MARSHALL	Acid	ADJ	/69	950		1.0
TOTAL POPULATION SERVED BY SOURCE WATER SYSTEM - - - - -						950		

POPULATION SERVED FLUORIDATED DRINKING WATER BY SOURCE SYSTEM,
CONSECUTIVE SYSTEM, AND COUNTY WITHIN STATE (AS OF 12/31/92)

ILLINOIS

WATER SYSTEMS AND CONSECUTIVE SYSTEMS SERVED	EPA ID NO	COUNTY	CHEM USED	STATUS	FLUOR START DATE	POP SERVED	NATURAL SYSTEMS NAT LEVEL	OPT LEVEL
LAKE WINDERMERE EST SUBD	1795730	TAZEWELL	Acid	ADJ	/73	310		1.0
TOTAL POPULATION SERVED BY SOURCE WATER SYSTEM - - - - -						310		
LAKE ZURICH WS	0970850	LAKE		NATL		14947	0.9	
TOTAL POPULATION SERVED BY SOURCE WATER SYSTEM - - - - -						14947		
LAKEVIEW HILLS SUBD	1955150	WHITESIDE	Acid	ADJ	/63	145		1.0
TOTAL POPULATION SERVED BY SOURCE WATER SYSTEM - - - - -						145		
LAKEWOOD SHORE IMPR SUBD	1975930	WILL		NATL		760	1.3	
TOTAL POPULATION SERVED BY SOURCE WATER SYSTEM - - - - -						760		
LANARK WS	0150100	CARROLL	Acid	ADJ	11/59	1382		1.0
TOTAL POPULATION SERVED BY SOURCE WATER SYSTEM - - - - -						1382		
LANDINGS SUBD (POWERS WATER)	0895550	KANE	Acid	ADJ	/76	168		1.0
TOTAL POPULATION SERVED BY SOURCE WATER SYSTEM - - - - -						168		
LANDS WATER ASSOC	0995050	LA SALLE		NATL		115	0.7	
TOTAL POPULATION SERVED BY SOURCE WATER SYSTEM - - - - -						115		
LARCHMENT SUBD	2015290	WINNEBAGO	Acid	ADJ	/73	99		1.0
TOTAL POPULATION SERVED BY SOURCE WATER SYSTEM - - - - -						99		
LATHAM WS	1070300	LOGAN	Acid	ADJ	/68	482		1.0
TOTAL POPULATION SERVED BY SOURCE WATER SYSTEM - - - - -						482		
LAWRENCEVILLE WS	1010150	LAWRENCE	NaF	ADJ	07/53	4957		1.0
BRIDGEPORT	1010100	LAWRENCE		CONS		2864		
PETROLIA PWD	1015350	LAWRENCE		CONS		988		
SUMNER	1010300	LAWRENCE		CONS		1346		
TOTAL POPULATION SERVED BY SOURCE WATER SYSTEM - - - - -						10155		
LE ROY WS	1130750	MCLEAN	NaF	ADJ	11/53	2777		1.0
TOTAL POPULATION SERVED BY SOURCE WATER SYSTEM - - - - -						2777		

POPULATION SERVED FLUORIDATED DRINKING WATER BY SOURCE SYSTEM,
CONSECUTIVE SYSTEM, AND COUNTY WITHIN STATE (AS OF 12/31/92)

ILLINOIS

WATER SYSTEMS AND CONSECUTIVE SYSTEMS SERVED	EPA ID NO	COUNTY	CHEM USED	STATUS	FLUOR START DATE	POP SERVED	NATURAL SYSTEMS NAT LEVEL	OPT LEVEL
LEAF RIVER WS	1410300	OGLE	Acid	ADJ	/70	546		1.0
TOTAL POPULATION SERVED BY SOURCE WATER SYSTEM - - - - -						546		
LEDGES LAND CORP (LEGEND LAKE)	2015300	WINNEBAGO	Acid	ADJ	00/79	255		1.0
TOTAL POPULATION SERVED BY SOURCE WATER SYSTEM - - - - -						255		
LEE	1034600	LEE	Acid	ADJ	/68	176		1.0
TOTAL POPULATION SERVED BY SOURCE WATER SYSTEM - - - - -						176		
LELAND WS	0990350	LA SALLE	Acid	ADJ	02/72	862		1.0
TOTAL POPULATION SERVED BY SOURCE WATER SYSTEM - - - - -						862		
LEMON ST WELL CO INC	1615550	ROCK ISLAND	Acid	ADJ	/62	500		1.0
TOTAL POPULATION SERVED BY SOURCE WATER SYSTEM - - - - -						500		
LEMONT WS	0311620	COOK		NATL		7348	0.9	
TOTAL POPULATION SERVED BY SOURCE WATER SYSTEM - - - - -						7348		
LENA WS	1770300	STEPHENSON	Acid	ADJ	04/69	2605		1.0
TOTAL POPULATION SERVED BY SOURCE WATER SYSTEM - - - - -						2605		
LEONORE	0990400	LA SALLE	Acid	ADJ	/68	134		1.0
TOTAL POPULATION SERVED BY SOURCE WATER SYSTEM - - - - -						134		
LEWISTOWN WS	0570600	FULTON	Acid	ADJ	08/71	2572		1.0
TOTAL POPULATION SERVED BY SOURCE WATER SYSTEM - - - - -						2572		
LEXINGTON WS	1130800	MCLEAN	Acid	ADJ	/69	1809		1.0
TOTAL POPULATION SERVED BY SOURCE WATER SYSTEM - - - - -						1809		
LIMA	0010400	ADAMS	NaF	ADJ	/68	120		1.0
TOTAL POPULATION SERVED BY SOURCE WATER SYSTEM - - - - -						120		
LINCOLN	1075030	LOGAN	Acid	ADJ	01/68	18500		1.0
TOTAL POPULATION SERVED BY SOURCE WATER SYSTEM - - - - -						18500		
LINDENHURST WS	0971000	LAKE		NATL		8038	1.0	
TOTAL POPULATION SERVED BY SOURCE WATER SYSTEM - - - - -						8038		

POPULATION SERVED FLUORIDATED DRINKING WATER BY SOURCE SYSTEM,
CONSECUTIVE SYSTEM, AND COUNTY WITHIN STATE (AS OF 12/31/92)

ILLINOIS

WATER SYSTEMS AND CONSECUTIVE SYSTEMS SERVED	EPA ID NO	COUNTY	CHEM USED	STATUS	FLUOR START DATE	POP SERVED	NATURAL SYSTEMS NAT LEVEL	OPT LEVEL
LINDENWOOD UNION CH.	1415300	OGLE	OTHER	ADJ	00/00	50		1.0
TOTAL POPULATION SERVED BY SOURCE WATER SYSTEM - - - - -						50		
LITCHFIELD WS	1350400	MONTGOMERY	Acid	ADJ	/69	6883		1.0
BUTLER	1350050	MONTGOMERY		CONS		156		
ROCKY HOLLOW WTR DIST.	1355150	MONTGOMERY		CONS		40		
TOTAL POPULATION SERVED BY SOURCE WATER SYSTEM - - - - -						7079		
LITTLE SWAN LAKE SD	1875050	WARREN		NATL		220	3.9	
TOTAL POPULATION SERVED BY SOURCE WATER SYSTEM - - - - -						220		
LITTLE YORK WS	1870100	WARREN		NATL		349	2.8	
TOTAL POPULATION SERVED BY SOURCE WATER SYSTEM - - - - -						349		
LIVINGSTON WS	1190600	MADISON		NATL		928	1.0	
TOTAL POPULATION SERVED BY SOURCE WATER SYSTEM - - - - -						928		
LOAMI WS	1670700	SANGAMON	Acid	ADJ	/70	802		1.0
TOTAL POPULATION SERVED BY SOURCE WATER SYSTEM - - - - -						802		
LOCKPORT HEIGHTS SD	1977070	WILL	Acid	ADJ	/53	1080		1.0
TOTAL POPULATION SERVED BY SOURCE WATER SYSTEM - - - - -						1080		
LOCKPORT TOWNSHIP	1978100	WILL	OTHER	ADJ	00/00	2500		1.0
TOTAL POPULATION SERVED BY SOURCE WATER SYSTEM - - - - -						2500		
LOCKPORT WS	1970500	WILL		NATL		9041	1.3	
TOTAL POPULATION SERVED BY SOURCE WATER SYSTEM - - - - -						9041		
LODA WS	0750550	IROQUOIS	Acid	ADJ	11/70	390		1.0
TOTAL POPULATION SERVED BY SOURCE WATER SYSTEM - - - - -						390		
LOMBARD HEIGHTS	0435700	DU PAGE	Acid	ADJ	/54	820		1.0
TOTAL POPULATION SERVED BY SOURCE WATER SYSTEM - - - - -						820		
LOMBARD WS	0430600	DU PAGE		NATL		39000	1.1	
TOTAL POPULATION SERVED BY SOURCE WATER SYSTEM - - - - -						39000		

POPULATION SERVED FLUORIDATED DRINKING WATER BY SOURCE SYSTEM,
CONSECUTIVE SYSTEM, AND COUNTY WITHIN STATE (AS OF 12/31/92)

ILLINOIS

WATER SYSTEMS AND CONSECUTIVE SYSTEMS SERVED	EPA ID NO	COUNTY	CHEM USED	STATUS	FLUOR START DATE	POP SERVED	NATURAL NAT LEVEL	SYSTEMS OPT LEVEL
LONDON MILLS WS	0574620	FULTON	Acid	ADJ	11/70	485		1.0
TOTAL POPULATION SERVED BY SOURCE WATER SYSTEM - - - - -						485		
LONG CREEK WS	1155150	MACON	Acid	ADJ	/77	5000		1.0
TOTAL POPULATION SERVED BY SOURCE WATER SYSTEM - - - - -						5000		
LONG VIEW WS	0190350	CHAMPAIGN	Acid	ADJ	01/70	180		1.0
TOTAL POPULATION SERVED BY SOURCE WATER SYSTEM - - - - -						180		
LORAIN WS	0010450	ADAMS		NATL		382	1.4	
TOTAL POPULATION SERVED BY SOURCE WATER SYSTEM - - - - -						382		
LOSTANT WS	0990450	LA SALLE		NATL		550	1.4	
TOTAL POPULATION SERVED BY SOURCE WATER SYSTEM - - - - -						550		
LOUISVILLE WS	0250200	CLAY	Acid	ADJ	/70	1194		1.0
TOTAL POPULATION SERVED BY SOURCE WATER SYSTEM - - - - -						1194		
LOVES PARK WS	2010150	WINNEBAGO	Acid	ADJ	10/68	15653		1.0
TOTAL POPULATION SERVED BY SOURCE WATER SYSTEM - - - - -						15653		
LOVINGTON WS	1390250	MOULTRIE	Acid	ADJ	12/70	1143		1.0
TOTAL POPULATION SERVED BY SOURCE WATER SYSTEM - - - - -						1143		
LOW POINT WATER DIST	2035100	WOODFORD	Acid	ADJ	/12	200		1.0
TOTAL POPULATION SERVED BY SOURCE WATER SYSTEM - - - - -						200		
LUDLOW WS	0190400	CHAMPAIGN	Acid	ADJ	03/69	323		1.0
TOTAL POPULATION SERVED BY SOURCE WATER SYSTEM - - - - -						323		
LYNDON WS	1950300	WHITESIDE	Acid	ADJ	/68	615		1.0
TOTAL POPULATION SERVED BY SOURCE WATER SYSTEM - - - - -						615		
LYNN CENTER WS	0735100	HENRY	NaF	ADJ	/57	147		1.0
TOTAL POPULATION SERVED BY SOURCE WATER SYSTEM - - - - -						147		

POPULATION SERVED FLUORIDATED DRINKING WATER BY SOURCE SYSTEM,
CONSECUTIVE SYSTEM, AND COUNTY WITHIN STATE (AS OF 12/31/92)

ILLINOIS

WATER SYSTEMS AND CONSECUTIVE SYSTEMS SERVED	EPA ID NO	COUNTY	CHEM USED	STATUS	FLUOR START DATE	POP SERVED	NATURAL SYSTEMS NAT LEVEL	OPT LEVEL
LYNWOOD 3RD ADD SUBD	0735280	HENRY	Acid	ADJ	/79	70		1.0
TOTAL POPULATION SERVED BY SOURCE WATER SYSTEM - - - - -						70		
MACKINAW WS	1790350	TAZEWELL	NaF	ADJ	12/69	1331		1.0
HERITAGE LAKE SUBD	1795460	TAZEWELL		CONS		600		
TOTAL POPULATION SERVED BY SOURCE WATER SYSTEM - - - - -						1931		
MACOMB WS	1090350	MCDONOUGH	Acid	ADJ	/70	11952		1.0
BARDOLPH WS	1090050	MCDONOUGH		CONS		301		
WESTERN IL UNIV.	1095510	MCDONOUGH		CONS		8000		
TOTAL POPULATION SERVED BY SOURCE WATER SYSTEM - - - - -						20253		
MACON WS	1150250	MACON	Acid	ADJ	11/67	1282		1.0
TOTAL POPULATION SERVED BY SOURCE WATER SYSTEM - - - - -						1282		
MAEYSTOWN WS	1330200	MONROE	Acid	ADJ	10/77	116		1.0
TOTAL POPULATION SERVED BY SOURCE WATER SYSTEM - - - - -						116		
MAGNOLIA	1550200	PUTMAN	Acid	ADJ	/68	261		1.0
TOTAL POPULATION SERVED BY SOURCE WATER SYSTEM - - - - -						261		
MAHOMET WS	0190450	CHAMPAIGN	Acid	ADJ	11/69	3103		1.0
TOTAL POPULATION SERVED BY SOURCE WATER SYSTEM - - - - -						3103		
MALDEN WS	0110550	BUREAU	Acid	ADJ	/68	370		1.0
TOTAL POPULATION SERVED BY SOURCE WATER SYSTEM - - - - -						370		
MALTA WS	0370350	DE KALB	Acid	ADJ	11/68	865		1.0
TOTAL POPULATION SERVED BY SOURCE WATER SYSTEM - - - - -						865		
MANHATTAN WS	1970550	WILL	Acid	ADJ	/74	2059		1.0
TOTAL POPULATION SERVED BY SOURCE WATER SYSTEM - - - - -						2059		
MANITO WS	1250300	MASON	Acid	ADJ	/70	1711		1.0
TOTAL POPULATION SERVED BY SOURCE WATER SYSTEM - - - - -						1711		
MANLIUS WS	0110600	BUREAU	NaF	ADJ	/70	365		1.0
TOTAL POPULATION SERVED BY SOURCE WATER SYSTEM - - - - -						365		

POPULATION SERVED FLUORIDATED DRINKING WATER BY SOURCE SYSTEM,
CONSECUTIVE SYSTEM, AND COUNTY WITHIN STATE (AS OF 12/31/92)

ILLINOIS

WATER SYSTEMS AND CONSECUTIVE SYSTEMS SERVED	EPA ID NO	COUNTY	CHEM USED	STATUS	FLUOR START DATE	POP SERVED	NATURAL SYSTEMS NAT LEVEL	OPT LEVEL
MANSFIELD WS	1470300	PIATT	Acid	ADJ	11/69	929		1.0
TOTAL POPULATION SERVED BY SOURCE WATER SYSTEM - - - - -						929		
MANTENO WS	0910600	KANKAKEE	Acid	ADJ	10/69	3488		1.0
TOTAL POPULATION SERVED BY SOURCE WATER SYSTEM - - - - -						3488		
MAPLE HILL IMP ASSOC	0435800	DU PAGE	Acid	ADJ	/39	200		1.0
TOTAL POPULATION SERVED BY SOURCE WATER SYSTEM - - - - -						200		
MAPLE LEAF EST WC	1335100	MONROE		NATL		58	3.8	
TOTAL POPULATION SERVED BY SOURCE WATER SYSTEM - - - - -						58		
MAPLE PARK WS	0890500	KANE	Acid	ADJ	/80	641		1.0
TOTAL POPULATION SERVED BY SOURCE WATER SYSTEM - - - - -						641		
MAPLETON WS	1430500	PEORIA		NATL		235	2.5	
TOTAL POPULATION SERVED BY SOURCE WATER SYSTEM - - - - -						235		
MAQUON WS	0950350	KNOX		NATL		331	3.5	
TOTAL POPULATION SERVED BY SOURCE WATER SYSTEM - - - - -						331		
MARENGO WS	1110650	MCHENRY	Acid	ADJ	/69	4768		1.0
TOTAL POPULATION SERVED BY SOURCE WATER SYSTEM - - - - -						4768		
MARINE WS	1190700	MADISON	Acid	ADJ	/70	972		1.0
TOTAL POPULATION SERVED BY SOURCE WATER SYSTEM - - - - -						972		
MARION WS	1990550	WILLIAMSON	Acid	ADJ	05/62	14592		1.0
WYE PWD	1995150	WILLIAMSON		CONS		676		
TOTAL POPULATION SERVED BY SOURCE WATER SYSTEM - - - - -						15268		
MAROA WS	1150300	MACON	NaF	ADJ	/69	1602		1.0
TOTAL POPULATION SERVED BY SOURCE WATER SYSTEM - - - - -						1602		
MARQUETTE HEIGHTS WS	1790400	TAZEWELL	Acid	ADJ	/68	3077		1.0
TOTAL POPULATION SERVED BY SOURCE WATER SYSTEM - - - - -						3077		

POPULATION SERVED FLUORIDATED DRINKING WATER BY SOURCE SYSTEM,
CONSECUTIVE SYSTEM, AND COUNTY WITHIN STATE (AS OF 12/31/92)

ILLINOIS

WATER SYSTEMS AND CONSECUTIVE SYSTEMS SERVED	EPA ID NO	COUNTY	CHEM USED	STATUS	FLUOR START DATE	POP SERVED	NATURAL SYSTEMS NAT LEVEL	OPT LEVEL
MARSEILLES WS	0990500	LA SALLE	Acid	ADJ	12/67	4811		1.0
TOTAL POPULATION SERVED BY SOURCE WATER SYSTEM - - - - -						4811		
MARSHALL WS	0230100	CLARK	Acid	ADJ	/68	3555		1.0
TOTAL POPULATION SERVED BY SOURCE WATER SYSTEM - - - - -						3555		
MARTINSVILLE WS	0230150	CLARK	Acid	ADJ	/68	1161		1.0
TOTAL POPULATION SERVED BY SOURCE WATER SYSTEM - - - - -						1161		
MARTINTON WS	0750600	IROQUOIS	NaF	ADJ	10/69	299		1.0
TOTAL POPULATION SERVED BY SOURCE WATER SYSTEM - - - - -						299		
MARYVILLE WS	1190750	MADISON	Acid	ADJ	11/70	2576		1.0
TOTAL POPULATION SERVED BY SOURCE WATER SYSTEM - - - - -						2576		
MASON CITY WS	1250350	MASON	NaF	ADJ	/69	2323		1.0
TOTAL POPULATION SERVED BY SOURCE WATER SYSTEM - - - - -						2323		
MATHERVILLE WS	1310200	MERCER		NATL		800	1.5	
TOTAL POPULATION SERVED BY SOURCE WATER SYSTEM - - - - -						800		
MATTOON WS	0290250	COLES	Acid	ADJ	01/69	18891		1.0
HUMBOLDT	0290150	COLES		CONS		470		
TOTAL POPULATION SERVED BY SOURCE WATER SYSTEM - - - - -						19361		
MAYFAIR SUBD	1795750	TAZEWELL	Acid	ADJ	/59	150		1.0
TOTAL POPULATION SERVED BY SOURCE WATER SYSTEM - - - - -						150		
MAZON WS	0630500	GRUNDY	Acid	ADJ	/70	764		1.0
TOTAL POPULATION SERVED BY SOURCE WATER SYSTEM - - - - -						764		
MCCLURE-E CAPE PWD	0035050	ALEXANDER	NaF	ADJ	/71	975		1.0
TOTAL POPULATION SERVED BY SOURCE WATER SYSTEM - - - - -						975		
MCCHENRY SHORES WC	1115020	MCCHENRY	Acid	ADJ	/71	1390		1.0
TOTAL POPULATION SERVED BY SOURCE WATER SYSTEM - - - - -						1390		

POPULATION SERVED FLUORIDATED DRINKING WATER BY SOURCE SYSTEM,
CONSECUTIVE SYSTEM, AND COUNTY WITHIN STATE (AS OF 12/31/92)

ILLINOIS

WATER SYSTEMS AND CONSECUTIVE SYSTEMS SERVED	EPA ID NO	COUNTY	CHEM USED	STATUS	FLUOR START DATE	POP SERVED	NATURAL SYSTEMS NAT LEVEL	OPT LEVEL
MCHENRY WS	1110600	MCHENRY	Acid	ADJ	12/63	16177		1.0
TOTAL POPULATION SERVED BY SOURCE WATER SYSTEM - - - - -						16177		
MCLEAN WS	1130850	MCLEAN	NaF	ADJ	02/71	797		1.0
TOTAL POPULATION SERVED BY SOURCE WATER SYSTEM - - - - -						797		
MCLW SYSTEM INC	1315150	MERCER	NaF	ADJ	/72	100		1.0
TOTAL POPULATION SERVED BY SOURCE WATER SYSTEM - - - - -						100		
MCNABB WS	1550150	PUTNAM	Acid	ADJ	12/69	310		1.0
TOTAL POPULATION SERVED BY SOURCE WATER SYSTEM - - - - -						310		
MECHANICS-BUFFALO WC	1675150	SANGAMON	Acid	ADJ	/56	1041		1.0
TOTAL POPULATION SERVED BY SOURCE WATER SYSTEM - - - - -						1041		
MEDIA WS	0710250	HENDERSON	NaF	ADJ	/69	146		1.0
TOTAL POPULATION SERVED BY SOURCE WATER SYSTEM - - - - -						146		
MEDORA WS	1170550	MACOUPIN	Acid	ADJ	/70	520		1.0
ROCKBRIDGE	0610300	GREENE		CONS		260		
TOTAL POPULATION SERVED BY SOURCE WATER SYSTEM - - - - -						780		
MELVIN WS	0530200	FORD	Acid	ADJ	11/70	466		1.0
TOTAL POPULATION SERVED BY SOURCE WATER SYSTEM - - - - -						466		
MENARD CORRECTIONAL CENTER	1575550	RANDOLPH	NaF	ADJ	/83	3000		1.0
TOTAL POPULATION SERVED BY SOURCE WATER SYSTEM - - - - -						3000		
MENDON WS	0010500	ADAMS	NaF	ADJ	12/70	729		1.0
TOTAL POPULATION SERVED BY SOURCE WATER SYSTEM - - - - -						729		
MENDOTA WS	0990550	LA SALLE	Acid	ADJ	04/68	7018		1.0
TOTAL POPULATION SERVED BY SOURCE WATER SYSTEM - - - - -						7018		
MEREDOSIA WS	1370300	MORGAN	NaF	ADJ	12/69	1134		1.0
TOTAL POPULATION SERVED BY SOURCE WATER SYSTEM - - - - -						1134		

POPULATION SERVED FLUORIDATED DRINKING WATER BY SOURCE SYSTEM,
CONSECUTIVE SYSTEM, AND COUNTY WITHIN STATE (AS OF 12/31/92)

ILLINOIS

WATER SYSTEMS AND CONSECUTIVE SYSTEMS SERVED	EPA ID NO	COUNTY	CHEM USED	STATUS	FLUOR START DATE	POP SERVED	NATURAL SYSTEMS NAT LEVEL	OPT LEVEL
METAMORA WS	2030350	WOODFORD	Acid	ADJ	/70	2600		1.0
TOTAL POPULATION SERVED BY SOURCE WATER SYSTEM - - - - -						2600		
METCALF WS	0450250	EDGAR	Acid	ADJ	/70	227		1.0
TOTAL POPULATION SERVED BY SOURCE WATER SYSTEM - - - - -						227		
METROPOLIS WS	1270150	MASSAC	Acid	ADJ	/69	7098		1.0
TOTAL POPULATION SERVED BY SOURCE WATER SYSTEM - - - - -						7098		
MIDDLETOWN WS	1070500	LOGAN	NaF	ADJ	/70	436		1.0
TOTAL POPULATION SERVED BY SOURCE WATER SYSTEM - - - - -						436		
MIDWEST-PALOS DIV	0317050	COOK	Acid	ADJ	/53	330		1.0
TOTAL POPULATION SERVED BY SOURCE WATER SYSTEM - - - - -						330		
MILAN WS	1610400	ROCK ISLAND	Acid	ADJ	/70	6100		1.0
TOTAL POPULATION SERVED BY SOURCE WATER SYSTEM - - - - -						6100		
MILFORD WS	0750650	IROQUOIS	Acid	ADJ	03/68	1512		1.0
TOTAL POPULATION SERVED BY SOURCE WATER SYSTEM - - - - -						1512		
MILL CREEK PWD	0015300	ADAMS	Acid	ADJ	/73	3215		1.0
TOTAL POPULATION SERVED BY SOURCE WATER SYSTEM - - - - -						3215		
MILLEDGEVILLE WS	0150150	CARROLL	Acid	ADJ	05/68	1076		1.0
TOTAL POPULATION SERVED BY SOURCE WATER SYSTEM - - - - -						1076		
MILLSTONE PWD	1515050	POPE	Acid	ADJ	/75	3500		1.0
FORT MASSAC PWD	1275050	MASSAC		CONS		4333		
MITCHELLSVILLE	1655200	SALINE		CONS		1391		
TOTAL POPULATION SERVED BY SOURCE WATER SYSTEM - - - - -						9224		
MILTON WS	1490450	PIKE	Acid	ADJ	08/69	270		1.0
TOTAL POPULATION SERVED BY SOURCE WATER SYSTEM - - - - -						270		
MINERAL WS	0110650	BUREAU	NaF	ADJ	/68	250		1.0
TOTAL POPULATION SERVED BY SOURCE WATER SYSTEM - - - - -						250		

POPULATION SERVED FLUORIDATED DRINKING WATER BY SOURCE SYSTEM,
CONSECUTIVE SYSTEM, AND COUNTY WITHIN STATE (AS OF 12/31/92)

ILLINOIS

WATER SYSTEMS AND CONSECUTIVE SYSTEMS SERVED	EPA ID NO	COUNTY	CHEM USED	STATUS	FLUOR START DATE	POP SERVED	NATURAL SYSTEMS NAT LEVEL	OPT LEVEL
MINIER WS	1790450	TAZEWELL	NaF	ADJ	11/70	1151		1.0
TOTAL POPULATION SERVED BY SOURCE WATER SYSTEM - - - - -						1151		
MINONK WS	2030400	WOODFORD		NATL		1982	3.2	
TOTAL POPULATION SERVED BY SOURCE WATER SYSTEM - - - - -						1982		
MINOOKA WS	0630550	GRUNDY		NATL		1982	1.2	
TOTAL POPULATION SERVED BY SOURCE WATER SYSTEM - - - - -						1982		
MISSION BROOK SD SUBD	0315920	COOK	Acid	ADJ	/75	3218		1.0
TOTAL POPULATION SERVED BY SOURCE WATER SYSTEM - - - - -						3218		
MOECHERVILLE SUBD	0895300	KANE	Acid	ADJ	/70	960		1.0
TOTAL POPULATION SERVED BY SOURCE WATER SYSTEM - - - - -						960		
MOKENA WS	1970600	WILL	Acid	ADJ	/69	6128		1.0
TOTAL POPULATION SERVED BY SOURCE WATER SYSTEM - - - - -						6128		
MOLINE WS	1610450	ROCK ISLAND	Acid	ADJ	03/55	43202		1.0
TOTAL POPULATION SERVED BY SOURCE WATER SYSTEM - - - - -						43202		
MOMENCE WS	0910650	KANKAKEE	Acid	ADJ	03/68	2968		1.0
TOTAL POPULATION SERVED BY SOURCE WATER SYSTEM - - - - -						2968		
MONEE WS	1970650	WILL	Acid	ADJ	01/69	1044		1.0
TOTAL POPULATION SERVED BY SOURCE WATER SYSTEM - - - - -						1044		
MONMOUTH WS	1870150	WARREN		NATL		9500	2.0	
TOTAL POPULATION SERVED BY SOURCE WATER SYSTEM - - - - -						9500		
MONTGOMERY WS	0894690	KANE		NATL		4267	1.1	
TOTAL POPULATION SERVED BY SOURCE WATER SYSTEM - - - - -						4267		
MONTICELLO WS	1470350	PIATT	Acid	ADJ	12/69	4549		1.0
TOTAL POPULATION SERVED BY SOURCE WATER SYSTEM - - - - -						4549		

POPULATION SERVED FLUORIDATED DRINKING WATER BY SOURCE SYSTEM,
CONSECUTIVE SYSTEM, AND COUNTY WITHIN STATE (AS OF 12/31/92)

ILLINOIS

WATER SYSTEMS AND CONSECUTIVE SYSTEMS SERVED	EPA ID NO	COUNTY	CHEM USED	STATUS	FLUOR START DATE	POP SERVED	NATURAL SYSTEMS NAT LEVEL	OPT LEVEL
MONTROSE WS	0490350	EFFINGHAM	Acid	ADJ	/70	306		1.0
TOTAL POPULATION SERVED BY SOURCE WATER SYSTEM			- - - - -			306		
MOOSEHEART	0895319	KANE	NaF	ADJ	/70	550		1.0
TOTAL POPULATION SERVED BY SOURCE WATER SYSTEM			- - - - -			550		
MORRIS WS	0630600	GRUNDY	Acid	ADJ	05/67	10270		1.0
TOTAL POPULATION SERVED BY SOURCE WATER SYSTEM			- - - - -			10270		
MORRISON WS	1950350	WHITESIDE	Acid	ADJ	12/68	4363		1.0
TOTAL POPULATION SERVED BY SOURCE WATER SYSTEM			- - - - -			4363		
MORRISONVILLE WS	0210300	CHRISTIAN	Acid	ADJ	07/69	1113		1.0
TOTAL POPULATION SERVED BY SOURCE WATER SYSTEM			- - - - -			1113		
MORTON WS	1790500	TAZEWELL	Acid	ADJ	07/68	13799		1.0
TOTAL POPULATION SERVED BY SOURCE WATER SYSTEM			- - - - -			13799		
MOUND CITY WS	1530100	PULASKI		NATL		765	1.1	
TOTAL POPULATION SERVED BY SOURCE WATER SYSTEM			- - - - -			765		
MOUND STATION WS	0090050	BROWN		NATL		37	2.6	
TOTAL POPULATION SERVED BY SOURCE WATER SYSTEM			- - - - -			37		
MOUNDS WS	1530150	PULASKI	NaF	ADJ	01/69	1867		1.0
TOTAL POPULATION SERVED BY SOURCE WATER SYSTEM			- - - - -			1867		
MOUNT ERIE WS	1910350	WAYNE	Acid	ADJ	/68	160		1.0
TOTAL POPULATION SERVED BY SOURCE WATER SYSTEM			- - - - -			160		
MOUNT OLIVE WS	1170700	MACOUPIN	NaF	ADJ	12/69	2126		1.0
STAUNTON RES RD WTR COOP	1175250	MACOUPIN		CONS		60		
WHITE CITY	1171150	MACOUPIN		CONS		229		
TOTAL POPULATION SERVED BY SOURCE WATER SYSTEM			- - - - -			2415		
MOWEAQUA WS	1730200	SHELBY	NaF	ADJ	10/69	1785		1.0
TOTAL POPULATION SERVED BY SOURCE WATER SYSTEM			- - - - -			1785		

POPULATION SERVED FLUORIDATED DRINKING WATER BY SOURCE SYSTEM,
CONSECUTIVE SYSTEM, AND COUNTY WITHIN STATE (AS OF 12/31/92)

ILLINOIS

WATER SYSTEMS AND CONSECUTIVE SYSTEMS SERVED	EPA ID NO	COUNTY	CHEM USED	STATUS	FLUOR START DATE	POP SERVED	NATURAL NAT LEVEL	SYSTEMS OPT LEVEL
MT AUBURN WS	0210350	CHRISTIAN	Acid	ADJ	/70	544		1.0
TOTAL POPULATION SERVED BY SOURCE WATER SYSTEM - - - - -						544		
MT CARMEL WS	1850200	WABASH	NaSiF6	ADJ	/69	8383		1.0
TOTAL POPULATION SERVED BY SOURCE WATER SYSTEM - - - - -						8383		
MT CARROLL WS	0150200	CARROLL	Acid	ADJ	/70	1726		1.0
TOTAL POPULATION SERVED BY SOURCE WATER SYSTEM - - - - -						1726		
MT MORRIS WS	1410350	OGLE	Acid	ADJ	/68	2919		1.0
TOTAL POPULATION SERVED BY SOURCE WATER SYSTEM - - - - -						2919		
MT PULASKI WS	1070400	LOGAN	NaF	ADJ	/70	1610		1.0
TOTAL POPULATION SERVED BY SOURCE WATER SYSTEM - - - - -						1610		
MT VERNON HOMES	0855100	JO DAVIESS	NaSiF6	ADJ	/61	350		1.0
TOTAL POPULATION SERVED BY SOURCE WATER SYSTEM - - - - -						350		
MULFORDS WILDWOOD SUBD	2015400	WINNEBAGO	Acid	ADJ	/80	700		1.0
TOTAL POPULATION SERVED BY SOURCE WATER SYSTEM - - - - -						700		
N. TAZEVELL PWD	1795780	TAZEVELL	Acid	ADJ	/40	8200		1.0
TOTAL POPULATION SERVED BY SOURCE WATER SYSTEM - - - - -						8200		
NALEVANCO RAINBOW RIDGE SUBD	1615580	ROCK ISLAND	NaF	ADJ	/79	50		1.0
TOTAL POPULATION SERVED BY SOURCE WATER SYSTEM - - - - -						50		
NAPERVILLE WS	0434670	DU PAGE	Acid	ADJ	06/68	85351		1.0
TOTAL POPULATION SERVED BY SOURCE WATER SYSTEM - - - - -						85351		
NAPLATE WS	0990600	LA SALLE		NATL		560	0.9	
TOTAL POPULATION SERVED BY SOURCE WATER SYSTEM - - - - -						560		
NASHVILLE WS	1890300	WASHINGTON	Acid	ADJ	12/56	3202		1.0
HOYLETON	1890200	WASHINGTON		CONS		508		
HOYLETON-NEW MINDEN C T M	1895500	WASHINGTON		CONS		27		
NEW MINDEN	1890350	WASHINGTON		CONS		219		
TOTAL POPULATION SERVED BY SOURCE WATER SYSTEM - - - - -						3956		

POPULATION SERVED FLUORIDATED DRINKING WATER BY SOURCE SYSTEM,
CONSECUTIVE SYSTEM, AND COUNTY WITHIN STATE (AS OF 12/31/92)

ILLINOIS

WATER SYSTEMS AND CONSECUTIVE SYSTEMS SERVED	EPA ID NO	COUNTY	CHEM USED	STATUS	FLUOR START DATE	POP SERVED	NATURAL SYSTEMS NAT LEVEL	OPT LEVEL
NAUVOO WS	0670500	HANCOCK	NaF	ADJ	/69	1108		1.0
TOTAL POPULATION SERVED BY SOURCE WATER SYSTEM - - - - -						1108		
NEBO WS	1490500	PIKE	NaF	ADJ	11/69	402		1.0
TOTAL POPULATION SERVED BY SOURCE WATER SYSTEM - - - - -						402		
NEOGA WS	0350150	CUMBERLAND	Acid	ADJ	11/69	1678		1.0
TOTAL POPULATION SERVED BY SOURCE WATER SYSTEM - - - - -						1678		
NEPONSET WS	0110700	BUREAU		NATL		550	1.8	
TOTAL POPULATION SERVED BY SOURCE WATER SYSTEM - - - - -						550		
NEW BERLIN WS	1670800	SANGAMON	Acid	ADJ	08/69	797		1.0
TOTAL POPULATION SERVED BY SOURCE WATER SYSTEM - - - - -						797		
NEW BOSTON WS	1310250	MERCER	NaF	ADJ	/68	620		1.0
TOTAL POPULATION SERVED BY SOURCE WATER SYSTEM - - - - -						620		
NEW CANTON WS	1490550	PIKE	Acid	ADJ	/69	405		1.0
TOTAL POPULATION SERVED BY SOURCE WATER SYSTEM - - - - -						405		
NEW HAVEN WS	0590150	GALLATIN	Acid	ADJ	12/69	467		1.0
TOTAL POPULATION SERVED BY SOURCE WATER SYSTEM - - - - -						467		
NEW HOLLAND WS	1070450	LOGAN	NaF	ADJ	/70	330		1.0
TOTAL POPULATION SERVED BY SOURCE WATER SYSTEM - - - - -						330		
NEW LANDING UTIL INC	1415100	OGLE	Acid	ADJ	/69	390		1.0
TOTAL POPULATION SERVED BY SOURCE WATER SYSTEM - - - - -						390		
NEW LENOX WS	1970700	WILL	Acid	ADJ	/70	9626		1.0
TOTAL POPULATION SERVED BY SOURCE WATER SYSTEM - - - - -						9626		
NEW LENOX-LARAWAY	1970701	WILL	Acid	ADJ	/73	2456		1.0
TOTAL POPULATION SERVED BY SOURCE WATER SYSTEM - - - - -						2456		

POPULATION SERVED FLUORIDATED DRINKING WATER BY SOURCE SYSTEM,
CONSECUTIVE SYSTEM, AND COUNTY WITHIN STATE (AS OF 12/31/92)

ILLINOIS

WATER SYSTEMS AND CONSECUTIVE SYSTEMS SERVED	EPA ID NO	COUNTY	CHEM USED	STATUS	FLUOR START DATE	POP SERVED	NATURAL SYSTEMS NAT LEVEL	OPT LEVEL
NEW WINDSOR	1310500	MERCER			NATL	865	0.0	
TOTAL POPULATION SERVED BY SOURCE WATER SYSTEM - - - - -						865		
NEWARK WS	0930100	KENDALL	Acid	ADJ	06/68	840		1.0
TOTAL POPULATION SERVED BY SOURCE WATER SYSTEM - - - - -						840		
NEWMAN WS	0410250	DOUGLAS	Acid	ADJ	/69	960		1.0
TOTAL POPULATION SERVED BY SOURCE WATER SYSTEM - - - - -						960		
NEWTON WS	0790100	JASPER	Acid	ADJ	03/54	3154		1.0
TOTAL POPULATION SERVED BY SOURCE WATER SYSTEM - - - - -						3154		
NIANTIC WS	1150400	MACON	Acid	ADJ	11/68	647		1.0
TOTAL POPULATION SERVED BY SOURCE WATER SYSTEM - - - - -						647		
NOKOMIS WS	1350450	MONTGOMERY	Acid	ADJ	/68	2534		1.0
COALTON	1350100	MONTGOMERY		CONS		359		
TOTAL POPULATION SERVED BY SOURCE WATER SYSTEM - - - - -						2893		
NORDIC PARK WATER-SEWER	0435850	DU PAGE	Acid	ADJ	/54	710		1.0
TOTAL POPULATION SERVED BY SOURCE WATER SYSTEM - - - - -						710		
NORDIC WOODS SUBD	1415330	OGLE	Acid	ADJ	/79	25		1.0
TOTAL POPULATION SERVED BY SOURCE WATER SYSTEM - - - - -						25		
NORMAL WS	1130900	MCLEAN	Acid	ADJ	12/53	40023		1.0
IL STATE UNIV	1135510	MCLEAN		CONS		8000		
TOTAL POPULATION SERVED BY SOURCE WATER SYSTEM - - - - -						48023		
NORRIS CITY WS	1930350	WHITE	Acid	ADJ	/68	1835		1.0
BROUGHTON	0650100	HAMILTON		CONS		257		
DALE PWS	0655050	HAMILTON		CONS		377		
TOTAL POPULATION SERVED BY SOURCE WATER SYSTEM - - - - -						2469		
NORTH AURORA WS	0890600	KANE			NATL	5940	1.4	
TOTAL POPULATION SERVED BY SOURCE WATER SYSTEM - - - - -						5940		
NORTH CHICAGO WS	0971250	LAKE	Acid	ADJ	11/68	34978		1.0
TOTAL POPULATION SERVED BY SOURCE WATER SYSTEM - - - - -						34978		

POPULATION SERVED FLUORIDATED DRINKING WATER BY SOURCE SYSTEM,
CONSECUTIVE SYSTEM, AND COUNTY WITHIN STATE (AS OF 12/31/92)

ILLINOIS

WATER SYSTEMS AND CONSECUTIVE SYSTEMS SERVED	EPA ID NO	COUNTY	CHEM USED	STATUS	FLUOR START DATE	POP SERVED	NATURAL SYSTEMS NAT LEVEL	OPT LEVEL
NORTH HENDERSON WS	1310300	MERCER			NATL	235	1.9	
TOTAL POPULATION SERVED BY SOURCE WATER SYSTEM - - - - -						235		
NORTH PARK PWD	2015500	WINNEBAGO	Acid	ADJ	/55	20000	1.0	
TOTAL POPULATION SERVED BY SOURCE WATER SYSTEM - - - - -						20000		
NORTH PEKIN WS	1790550	TAZEWELL	Acid	ADJ	/69	1556	1.0	
TOTAL POPULATION SERVED BY SOURCE WATER SYSTEM - - - - -						1556		
NORTH UTICA WS	0990650	LA SALLE	Acid	ADJ	06/70	848	1.0	
TOTAL POPULATION SERVED BY SOURCE WATER SYSTEM - - - - -						848		
NORTHBROOK WS	0312070	COOK	Acid	ADJ	04/56	32308	1.0	
TOTAL POPULATION SERVED BY SOURCE WATER SYSTEM - - - - -						32308		
NORTHERN HILLS UTIL CO	1775050	STEPHENSON	Acid	ADJ	/76	290	1.0	
TOTAL POPULATION SERVED BY SOURCE WATER SYSTEM - - - - -						290		
NORTHERN ILLINOIS WC (CHAMP)	0195300	CHAMPAIGN	Acid	ADJ	/68	120145	1.0	
PHILO	0190600	CHAMPAIGN		CONS		1028		
SIDNEY WS	0190850	CHAMPAIGN		CONS		1027		
TOLONO WS	0191000	CHAMPAIGN		CONS		2605		
TOTAL POPULATION SERVED BY SOURCE WATER SYSTEM - - - - -						124805		
NORTHERN ILLINOIS WC (PONT)	1055030	LIVINGSTON	Acid	ADJ	/69	11428	1.0	
PONTIAC CORR CTR	1055500	LIVINGSTON		CONS		2500		
TOTAL POPULATION SERVED BY SOURCE WATER SYSTEM - - - - -						13928		
NORTHERN ILLINOIS WC (STERL)	1955040	WHITESIDE	Acid	ADJ	07/69	15132	1.0	
TOTAL POPULATION SERVED BY SOURCE WATER SYSTEM - - - - -						15132		
NORTHWEST BELMONT IMP ASSOC	0435900	DU PAGE	Acid	ADJ	/56	50	1.0	
TOTAL POPULATION SERVED BY SOURCE WATER SYSTEM - - - - -						50		
NORTHERN ILLINOIS UTILITY	1115850	MCHENRY	OTHER	ADJ	00/00	740	1.0	
TOTAL POPULATION SERVED BY SOURCE WATER SYSTEM - - - - -						740		

ILLINOIS

237

POPULATION SERVED FLUORIDATED DRINKING WATER BY SOURCE SYSTEM,
CONSECUTIVE SYSTEM, AND COUNTY WITHIN STATE (AS OF 12/31/92)

ILLINOIS

WATER SYSTEMS AND CONSECUTIVE SYSTEMS SERVED	EPA ID NO	COUNTY	CHEM USED	STATUS	FLUOR START DATE	POP SERVED	NATURAL SYSTEMS NAT LEVEL	OPT LEVEL
JONESVILLE PWD	0995170	LA SALLE		CONS		400		
TOTAL POPULATION SERVED BY SOURCE WATER SYSTEM - - - - -						4400		
OHIO WS	0110800	BUREAU	Acid	ADJ	11/90	426		1.0
TOTAL POPULATION SERVED BY SOURCE WATER SYSTEM - - - - -						426		
OKAWVILLE WS	1890400	WASHINGTON	NaSiF6	ADJ	11/68	1337		1.0
TOTAL POPULATION SERVED BY SOURCE WATER SYSTEM - - - - -						1337		
OLD SHAWNEETOWN WS	0590200	GALLATIN	NaF	ADJ	/70	356		1.0
TOTAL POPULATION SERVED BY SOURCE WATER SYSTEM - - - - -						356		
OLMSTED	1530250	PULASKI	NaF	ADJ	/68	358		1.0
TOTAL POPULATION SERVED BY SOURCE WATER SYSTEM - - - - -						358		
OLNEY WS	1590200	RICHLAND	Acid	ADJ	/68	8765		1.0
NOBLE WS	1590150	RICHLAND		CONS		847		
PARKERSBURG WS	1590250	RICHLAND		CONS		341		
WATERGATE SUBD	1595150	RICHLAND		CONS		68		
TOTAL POPULATION SERVED BY SOURCE WATER SYSTEM - - - - -						10021		
OMAHA WS	0590250	GALLATIN	NaF	ADJ	/68	302		1.0
TOTAL POPULATION SERVED BY SOURCE WATER SYSTEM - - - - -						302		
ONARGA WS	0750700	IROQUOIS	Acid	ADJ	04/71	1281		1.0
TOTAL POPULATION SERVED BY SOURCE WATER SYSTEM - - - - -						1281		
ONEIDA WS	0950400	KNOX		NATL		750	2.3	
TOTAL POPULATION SERVED BY SOURCE WATER SYSTEM - - - - -						750		
OPHEIM PWS	0735150	HENRY		NATL		150	1.0	
TOTAL POPULATION SERVED BY SOURCE WATER SYSTEM - - - - -						150		
OQUAWKA WS	0710300	HENDERSON	NaF	ADJ	/69	1442		1.0
TOTAL POPULATION SERVED BY SOURCE WATER SYSTEM - - - - -						1442		
ORANGEVILLE WS	1770350	STEPHENSON	Acid	ADJ	11/68	451		1.0
TOTAL POPULATION SERVED BY SOURCE WATER SYSTEM - - - - -						451		

POPULATION SERVED FLUORIDATED DRINKING WATER BY SOURCE SYSTEM,
CONSECUTIVE SYSTEM, AND COUNTY WITHIN STATE (AS OF 12/31/92)

ILLINOIS

WATER SYSTEMS AND CONSECUTIVE SYSTEMS SERVED	EPA ID NO	COUNTY	CHEM USED	STATUS	FLUOR START DATE	POP SERVED	NATURAL SYSTEMS NAT LEVEL	OPT LEVEL
OREANA WS	1150450	MACON	Acid	ADJ	05/68	847		1.0
TOTAL POPULATION SERVED BY SOURCE WATER SYSTEM - - - - -						847		
OREGON WS	1410400	OGLE	Acid	ADJ	11/84	3891		1.0
TOTAL POPULATION SERVED BY SOURCE WATER SYSTEM - - - - -						3891		
ORION WS	0730700	HENRY	NaF	ADJ	09/52	1821		1.0
TOTAL POPULATION SERVED BY SOURCE WATER SYSTEM - - - - -						1821		
ORLAND HILLS SUBD	0317000	COOK	Acid	ADJ	/77	5510		1.0
TOTAL POPULATION SERVED BY SOURCE WATER SYSTEM - - - - -						5510		
OSCO PWS	0735200	HENRY	Acid	ADJ	/51	115		1.0
TOTAL POPULATION SERVED BY SOURCE WATER SYSTEM - - - - -						115		
OSWEGO WS	0930150	KENDALL		NATL		3876	1.4	
TOTAL POPULATION SERVED BY SOURCE WATER SYSTEM - - - - -						3876		
OTTAWA WS	0990800	LA SALLE	NaF	ADJ	/68	17451		1.0
FIELD HILL IMP ASSOC	0995150	LA SALLE		CONS		250		
TOTAL POPULATION SERVED BY SOURCE WATER SYSTEM - - - - -						17701		
OTTER CREEK LAKE UTIL D	2015320	WINNEBAGO	Acid	ADJ	/70	1350		1.0
TOTAL POPULATION SERVED BY SOURCE WATER SYSTEM - - - - -						1350		
PALMER WS	0210450	CHRISTIAN	Acid	ADJ	/69	275		1.0
TOTAL POPULATION SERVED BY SOURCE WATER SYSTEM - - - - -						275		
PALMYRA-MODESTO WC	1175150	MACOUPIN	Acid	ADJ	03/69	0		1.0
MODESTO	1170600	MACOUPIN		CONS		240		
PALMYRA	1170800	MACOUPIN		CONS		722		
SCOTTVILLE RURAL WTR CO INC	1170010	MACOUPIN		CONS		510		
TOTAL POPULATION SERVED BY SOURCE WATER SYSTEM - - - - -						1472		
PANA WS	0210500	CHRISTIAN	Acid	ADJ	/69	5796		1.0
TOTAL POPULATION SERVED BY SOURCE WATER SYSTEM - - - - -						5796		

POPULATION SERVED FLUORIDATED DRINKING WATER BY SOURCE SYSTEM,
CONSECUTIVE SYSTEM, AND COUNTY WITHIN STATE (AS OF 12/31/92)

ILLINOIS

WATER SYSTEMS AND CONSECUTIVE SYSTEMS SERVED	EPA ID NO	COUNTY	CHEM USED	STATUS	FLUOR START DATE	POP SERVED	NATURAL SYSTEMS NAT LEVEL	OPT LEVEL
PARIS WS	0450300	EDGAR	Acid	ADJ	10/70	8997		1.0
TOTAL POPULATION SERVED BY SOURCE WATER SYSTEM - - - - -						8997		
PARK CREST WATER CO	1775100	STEPHENSON	NaSiF6	ADJ	/60	1200		1.0
TOTAL POPULATION SERVED BY SOURCE WATER SYSTEM - - - - -						1200		
PARK FOREST WS	0314740	COOK	Acid	ADJ	12/52	24656		1.0
TOTAL POPULATION SERVED BY SOURCE WATER SYSTEM - - - - -						24656		
PARK RD WATER ASSOC	1977330	WILL	Acid	ADJ	/30	60		1.0
TOTAL POPULATION SERVED BY SOURCE WATER SYSTEM - - - - -						60		
PARK VIEW WATER CORP	0895500	KANE	Acid	ADJ	/47	150		1.0
TOTAL POPULATION SERVED BY SOURCE WATER SYSTEM - - - - -						150		
PATOKA WS	1210400	MARION	Acid	ADJ	/70	613		1.0
VERNON	1210550	MARION		CONS		207		
TOTAL POPULATION SERVED BY SOURCE WATER SYSTEM - - - - -						820		
PAW PAW	1030400	LEE	Acid	ADJ	09/59	791		1.0
TOTAL POPULATION SERVED BY SOURCE WATER SYSTEM - - - - -						791		
PAXTON	0530250	FORD	Acid	ADJ	05/68	4289		1.0
TOTAL POPULATION SERVED BY SOURCE WATER SYSTEM - - - - -						4289		
PAYSON WS	0010550	ADAMS	NaF	ADJ	/69	1163		1.0
TOTAL POPULATION SERVED BY SOURCE WATER SYSTEM - - - - -						1163		
PEARL CITY WS	1770400	STEPHENSON	Acid	ADJ	04/71	670		1.0
TOTAL POPULATION SERVED BY SOURCE WATER SYSTEM - - - - -						670		
PEARL WS	1490650	PIKE	Acid	ADJ	10/69	177		1.0
TOTAL POPULATION SERVED BY SOURCE WATER SYSTEM - - - - -						177		
PECATONICA WS	2010250	WINNEBAGO	Acid	ADJ	/68	1760		1.0
TOTAL POPULATION SERVED BY SOURCE WATER SYSTEM - - - - -						1760		

POPULATION SERVED FLUORIDATED DRINKING WATER BY SOURCE SYSTEM,
CONSECUTIVE SYSTEM, AND COUNTY WITHIN STATE (AS OF 12/31/92)

ILLINOIS

WATER SYSTEMS AND CONSECUTIVE SYSTEMS SERVED	EPA ID NO	COUNTY	CHEM USED	STATUS	FLUOR START DATE	POP SERVED	NATURAL SYSTEMS NAT LEVEL	OPT LEVEL
PEKARA SUBD	0975900	LAKE	Acid	ADJ	/85	4898		1.0
TOTAL POPULATION SERVED BY SOURCE WATER SYSTEM - - - - -						4898		
PEKIN (ILL-AM WC)	1795040	TAZEVELL	Acid	ADJ	/68	39000		1.0
TOTAL POPULATION SERVED BY SOURCE WATER SYSTEM - - - - -						39000		
PENFIELD PWD	0195100	CHAMPAIGN	Acid	ADJ	05/68	175		1.0
TOTAL POPULATION SERVED BY SOURCE WATER SYSTEM - - - - -						175		
PEORIA (ILL-AM WC)	1435030	PEORIA	Acid	ADJ	10/58	129638		1.0
DUNLAP WS	1430250	PEORIA		CONS		851		
HANNA CITY WORK CAMP	1435930	PEORIA		CONS		285		
HANNA CITY WS	1430400	PEORIA		CONS		920		
TOTAL POPULATION SERVED BY SOURCE WATER SYSTEM - - - - -						131694		
PEORIA HEIGHTS WS	1434750	PEORIA	Acid	ADJ	/82	6930		1.0
TOTAL POPULATION SERVED BY SOURCE WATER SYSTEM - - - - -						6930		
PEOTONE WS	1970750	WILL	Acid	ADJ	11/70	2947		1.0
TOTAL POPULATION SERVED BY SOURCE WATER SYSTEM - - - - -						2947		
PERCY WS	1570350	RANDOLPH	Acid	ADJ	08/69	925		1.0
TOTAL POPULATION SERVED BY SOURCE WATER SYSTEM - - - - -						925		
PERRY WS	1490700	PIKE	Acid	ADJ	01/70	491		1.0
TOTAL POPULATION SERVED BY SOURCE WATER SYSTEM - - - - -						491		
PERU WS	0990850	LA SALLE		NATL		9302	0.8	
TOTAL POPULATION SERVED BY SOURCE WATER SYSTEM - - - - -						9302		
PESOTUM WS	0190550	CHAMPAIGN	Acid	ADJ	12/70	558		1.0
TOTAL POPULATION SERVED BY SOURCE WATER SYSTEM - - - - -						558		
PETERSBURG WS	1290200	MENARD	NaF	ADJ	/68	2261		1.0
OLD SALEM (CHATAQUA)	1295100	MENARD		CONS		150		
TOTAL POPULATION SERVED BY SOURCE WATER SYSTEM - - - - -						2411		
PIKE CO PWD NO 1	1495000	PIKE	Acid	ADJ	/79	2300		1.0
TOTAL POPULATION SERVED BY SOURCE WATER SYSTEM - - - - -						2300		

POPULATION SERVED FLUORIDATED DRINKING WATER BY SOURCE SYSTEM,
CONSECUTIVE SYSTEM, AND COUNTY WITHIN STATE (AS OF 12/31/92)

ILLINOIS

WATER SYSTEMS AND CONSECUTIVE SYSTEMS SERVED	EPA ID NO	COUNTY	CHEM USED	STATUS	FLUOR START DATE	POP SERVED	NATURAL SYSTEMS NAT LEVEL	OPT LEVEL
PINCKNEYVILLE WS	1450150	PERRY	Acid	ADJ	08/59	4191		1.0
CHARLOTTE HILLS SUBD	1455450	PERRY		CONS		62		
CONSOLIDATED 204 PWD	1455360	PERRY		CONS		780		
POSSUM BRANCH PWD	1455380	PERRY		CONS		166		
TOTAL POPULATION SERVED BY SOURCE WATER SYSTEM - - - - -						5199		
PINE RIDGE UTIL INC	0735400	HENRY	Acid	ADJ	/70	35		1.0
TOTAL POPULATION SERVED BY SOURCE WATER SYSTEM - - - - -						35		
PIONEER ACRES WC	0855200	JO DAVIESS	Acid	ADJ	/71	550		1.0
TOTAL POPULATION SERVED BY SOURCE WATER SYSTEM - - - - -						550		
PIPER CITY WS	0530300	FORD	Acid	ADJ	10/70	760		1.0
TOTAL POPULATION SERVED BY SOURCE WATER SYSTEM - - - - -						760		
PITTSFIELD WS	1490750	PIKE	Acid	ADJ	12/63	4231		1.0
TOTAL POPULATION SERVED BY SOURCE WATER SYSTEM - - - - -						4231		
PLAINFIELD WS	1970800	WILL		NATL		4557	1.4	
TOTAL POPULATION SERVED BY SOURCE WATER SYSTEM - - - - -						4557		
PLAINVILLE WS	0010600	ADAMS	NaF	ADJ	10/69	233		1.0
TOTAL POPULATION SERVED BY SOURCE WATER SYSTEM - - - - -						233		
PLANO WS	0930200	KENDALL	Acid	ADJ	07/68	5104		1.0
TOTAL POPULATION SERVED BY SOURCE WATER SYSTEM - - - - -						5104		
PLEASANT HILL COMM ASSOC	0435980	DU PAGE	Acid	ADJ	/53	1030		1.0
TOTAL POPULATION SERVED BY SOURCE WATER SYSTEM - - - - -						1030		
PLEASANT HILL WS	1490800	PIKE	NaF	ADJ	06/69	1030		1.0
TOTAL POPULATION SERVED BY SOURCE WATER SYSTEM - - - - -						1030		
PLEASANT PLAINS WS	1670900	SANGAMON	Acid	ADJ	12/68	701		1.0
TOTAL POPULATION SERVED BY SOURCE WATER SYSTEM - - - - -						701		

POPULATION SERVED FLUORIDATED DRINKING WATER BY SOURCE SYSTEM,
CONSECUTIVE SYSTEM, AND COUNTY WITHIN STATE (AS OF 12/31/92)

ILLINOIS

WATER SYSTEMS AND CONSECUTIVE SYSTEMS SERVED	EPA ID NO	COUNTY	CHEM USED	STATUS	FLUOR START DATE	POP SERVED	NATURAL SYSTEMS NAT LEVEL	OPT LEVEL
PLEASANT VALLEY PWD	1435470	PEORIA	Acid	ADJ	/54	2685		1.0
LIMESTONE-WALTERS PWD	1430020	PEORIA		CONS		915		
TOTAL POPULATION SERVED BY SOURCE WATER SYSTEM - - - - -						3600		
PLUM CREEK CONDOMIN	0317080	COOK		NATL		140	1.4	
TOTAL POPULATION SERVED BY SOURCE WATER SYSTEM - - - - -						140		
PLUM GROVE CONDO	0317950	COOK		NATL		168	1.3	
TOTAL POPULATION SERVED BY SOURCE WATER SYSTEM - - - - -						168		
PLYMOUTH WS	0670550	HANCOCK	Acid	ADJ	/68	521		1.0
TOTAL POPULATION SERVED BY SOURCE WATER SYSTEM - - - - -						521		
POCHONTAS WS	0050200	BOND	Acid	ADJ	01/70	837		1.0
TOTAL POPULATION SERVED BY SOURCE WATER SYSTEM - - - - -						837		
POLO DR + SADDLE RD SUBD	0437000	DU PAGE	Acid	ADJ	/50	90		1.0
TOTAL POPULATION SERVED BY SOURCE WATER SYSTEM - - - - -						90		
POLO WS	1410450	OGLE	Acid	ADJ	12/69	2514		1.0
TOTAL POPULATION SERVED BY SOURCE WATER SYSTEM - - - - -						2514		
POPLAR GROVE WS	.0070150	BOONE	Acid	ADJ	/68	743		1.0
TOTAL POPULATION SERVED BY SOURCE WATER SYSTEM - - - - -						743		
PORT BYRON WS	1610550	ROCK ISLAND	NaF	ADJ	08/70	1002		1.0
TOTAL POPULATION SERVED BY SOURCE WATER SYSTEM - - - - -						1002		
POTOMAC WS	1830650	VERMILION	NaF	ADJ	03/63	753		1.0
TOTAL POPULATION SERVED BY SOURCE WATER SYSTEM - - - - -						753		
PRAIRIE CITY WS	1090400	MCDONOUGH		NATL		497	3.1	
TOTAL POPULATION SERVED BY SOURCE WATER SYSTEM - - - - -						497		
PRAIRIE DU ROCHER WS	1570400	RANDOLPH	Acid	ADJ	05/71	540		1.0
TOTAL POPULATION SERVED BY SOURCE WATER SYSTEM - - - - -						540		

POPULATION SERVED FLUORIDATED DRINKING WATER BY SOURCE SYSTEM,
CONSECUTIVE SYSTEM, AND COUNTY WITHIN STATE (AS OF 12/31/92)

ILLINOIS

WATER SYSTEMS AND CONSECUTIVE SYSTEMS SERVED	EPA ID NO	COUNTY	CHEM USED	STATUS	FLUOR START DATE	POP SERVED	NATURAL NAT LEVEL	SYSTEMS OPT LEVEL
PRAIRIE RIDGE ASSOC	1115730	MCHENRY	Acid	ADJ	/78	140		1.0
TOTAL POPULATION SERVED BY SOURCE WATER SYSTEM - - - - -						140		
PRAIRIE VIEW SUBD	1795900	TAZEWELL	Acid	ADJ	/55	30		1.0
TOTAL POPULATION SERVED BY SOURCE WATER SYSTEM - - - - -						30		
PRESTBURY UC	0895520	KANE	Acid	ADJ	12/68	1290		1.0
TOTAL POPULATION SERVED BY SOURCE WATER SYSTEM - - - - -						1290		
PRINCETON WS	0110850	BUREAU	Acid	ADJ	11/69	7197		1.0
TOTAL POPULATION SERVED BY SOURCE WATER SYSTEM - - - - -						7197		
PRINCEVILLE WS	1430750	PEORIA		NATL		1750	2.0	
TOTAL POPULATION SERVED BY SOURCE WATER SYSTEM - - - - -						1750		
PROPHETSTOWN WS	1950400	WHITESIDE	Acid	ADJ	12/68	1749		1.0
TOTAL POPULATION SERVED BY SOURCE WATER SYSTEM - - - - -						1749		
PROSPECT HTS	0312530	COOK	Acid	ADJ	/80	15239		1.0
TOTAL POPULATION SERVED BY SOURCE WATER SYSTEM - - - - -						15239		
PULASKI WS	1530300	PULASKI	NaF	ADJ	11/69	421		1.0
TOTAL POPULATION SERVED BY SOURCE WATER SYSTEM - - - - -						421		
QUINCY WS	0010650	ADAMS	Acid	ADJ	04/54	37010		1.0
IL VET HOME	0015500	ADAMS		CONS		650		
TOTAL POPULATION SERVED BY SOURCE WATER SYSTEM - - - - -						37660		
RAMSEY WS	0510200	FAYETTE	Acid	ADJ	12/68	963		1.0
TOTAL POPULATION SERVED BY SOURCE WATER SYSTEM - - - - -						963		
RAND ESTATES SUBD	0975950	LAKE		NATL		78	1.3	
TOTAL POPULATION SERVED BY SOURCE WATER SYSTEM - - - - -						78		
RANKIN WS	1830700	VERMILION	NaF	ADJ	11/60	619		1.0
TOTAL POPULATION SERVED BY SOURCE WATER SYSTEM - - - - -						619		

POPULATION SERVED FLUORIDATED DRINKING WATER BY SOURCE SYSTEM,
CONSECUTIVE SYSTEM, AND COUNTY WITHIN STATE (AS OF 12/31/92)

ILLINOIS

WATER SYSTEMS AND CONSECUTIVE SYSTEMS SERVED	EPA ID NO	COUNTY	CHEM USED	STATUS	FLUOR START DATE	POP SERVED	NATURAL SYSTEMS NAT LEVEL	OPT LEVEL
RANSOM WS	0990900	LA SALLE			NATL	450	1.2	
TOTAL POPULATION SERVED BY SOURCE WATER SYSTEM - - - - -						450		
RANTOUL WS	0190650	CHAMPAIGN	Acid	ADJ	05/65	17212		1.0
TOTAL POPULATION SERVED BY SOURCE WATER SYSTEM - - - - -						17212		
RAPIDS CITY WS	1610600	ROCK ISLAND	Acid	ADJ	/68	932		1.0
TOTAL POPULATION SERVED BY SOURCE WATER SYSTEM - - - - -						932		
RARITAN WS	0710350	HENDERSON			NATL	146	3.0	
TOTAL POPULATION SERVED BY SOURCE WATER SYSTEM - - - - -						146		
RAYMOND WS	1350550	MONTGOMERY	Acid	ADJ	01/71	820		1.0
TOTAL POPULATION SERVED BY SOURCE WATER SYSTEM - - - - -						820		
RED BUD WS	1570450	RANDOLPH	Acid	ADJ	/70	2918		1.0
TOTAL POPULATION SERVED BY SOURCE WATER SYSTEM - - - - -						2918		
REDDICK WS	0914780	KANKAKEE			NATL	208	2.1	
TOTAL POPULATION SERVED BY SOURCE WATER SYSTEM - - - - -						208		
REDMON WS	0450350	EDGAR	Acid	ADJ	/70	201		1.0
TOTAL POPULATION SERVED BY SOURCE WATER SYSTEM - - - - -						201		
REND LAKE INT-CITY W	0555100	FRANKLIN	Acid	ADJ	/71	1417		1.0
AKIN WD	0555120	FRANKLIN		CONS		1378		
BELLE RIVE	0810050	JEFFERSON		CONS		1791		
BENTON	0550050	FRANKLIN		CONS		8415		
BLAIRSVILLE PWD	1995350	WILLIAMSON		CONS		468		
BLUFORD	0810100	JEFFERSON		CONS		1522		
BONNIE	0810150	JEFFERSON		CONS		411		
BUCKNER	0550100	FRANKLIN		CONS		647		
CAMBRIA	1990100	WILLIAMSON		CONS		1828		
CARTERVILLE	1990150	WILLIAMSON		CONS		4114		
CARTERVILLE WEST SUBD	1995300	WILLIAMSON		CONS		164		
CHRISTOPHER	0550150	FRANKLIN		CONS		2969		
COAL VALLEY PWD	1995250	WILLIAMSON		CONS		2566		
COLP	1990200	WILLIAMSON		CONS		820		
CORINTH PWD	1995120	WILLIAMSON		CONS		3162		
CRAINVILLE	1990250	WILLIAMSON		CONS		1019		
DAHLGREN	0650150	HAMILTON		CONS		699		

POPULATION SERVED FLUORIDATED DRINKING WATER BY SOURCE SYSTEM,
CONSECUTIVE SYSTEM, AND COUNTY WITHIN STATE (AS OF 12/31/92)

ILLINOIS

WATER SYSTEMS AND CONSECUTIVE SYSTEMS SERVED	EPA ID NO	COUNTY	CHEM USED	STATUS	FLUOR START DATE	POP SERVED	NATURAL SYSTEMS NAT LEVEL	OPT LEVEL
DIX-KELL	0815100	JEFFERSON		CONS		1545		
DOWELL	0770250	JACKSON		CONS		1193		
DU QUOIN	1450100	PERRY		CONS		6697		
DUBOIS	1890150	WASHINGTON		CONS		500		
EASTSIDE WATER ASSOC.	1455120	PERRY		CONS		16		
ENERGY	1990350	WILLIAMSON		CONS		1160		
ENFIELD WS	1930200	WHITE		CONS		766		
EWING-INA	0555350	FRANKLIN		CONS		1763		
FERGES WATER DIST	1995050	WILLIAMSON		CONS		928		
FREEMANSBUR	1994420	WILLIAMSON		CONS		378		
GALATIA	1650150	SALINE		CONS		1019		
GREENWOOD CREEK N.W. CO	0555200	FRANKLIN		CONS		1162		
HAFER WD	1995400	WILLIAMSON		CONS		218		
HANAFORD	0550250	FRANKLIN		CONS		832		
HERRIN	1990400	WILLIAMSON		CONS		11135		
HIGHWAY 37 N PWD	1995100	WILLIAMSON		CONS		963		
HILL CITY WD	0555250	FRANKLIN		CONS		354		
JOHNSTON CITY	1990500	WILLIAMSON		CONS		3836		
MACEDONIA	0554640	FRANKLIN		CONS		195		
MCLEANSBORO	0650200	HAMILTON		CONS		2984		
MILL SHOALS	1930300	WHITE		CONS		276		
MOUNT VERNON	0810300	JEFFERSON		CONS		18517		
MULKYTOWN PWD	0555150	FRANKLIN		CONS		468		
NASON	0810350	JEFFERSON		CONS		235		
NE MT. VERNON WATER CO.	0810019	JEFFERSON		CONS		3310		
NORTH CITY	0550300	FRANKLIN		CONS		746		
OLD DUQUOIN PWD	1455350	PERRY		CONS		679		
ORIENT	0550350	FRANKLIN		CONS		454		
PITTSBURG	1990600	WILLIAMSON		CONS		2380		
PLUMFIELD WD	0555400	FRANKLIN		CONS		395		
PROSPECT WATER DIST	1655110	SALINE		CONS		1082		
RADOM	1890450	WASHINGTON		CONS		245		
SESSER	0550450	FRANKLIN		CONS		2498		
SPRINGERTON WS	1930450	WHITE		CONS		325		
STONEFORT WS	1654880	SALINE		CONS		311		
TAMAROA	1450250	PERRY		CONS		1576		
THOMPSONVILLE	0550500	FRANKLIN		CONS		694		
VALIER	0550600	FRANKLIN		CONS		1132		
WALTONVILLE	0810400	JEFFERSON		CONS		1391		
WEST CITY	0550650	FRANKLIN		CONS		747		
WEST FRANKFORT	0550700	FRANKLIN		CONS		10052		
WOODLAWN	0810450	JEFFERSON		CONS		2288		
ZEIGLER	0550750	FRANKLIN		CONS		1941		

TOTAL POPULATION SERVED BY SOURCE WATER SYSTEM - - - - - 122776

REYNOLDS WS	1614800	MERCER / ROCK ISLAND	NATL	701	0.9
-------------	---------	----------------------	------	-----	-----

TOTAL POPULATION SERVED BY SOURCE WATER SYSTEM - - - - - 701

POPULATION SERVED FLUORIDATED DRINKING WATER BY SOURCE SYSTEM,
CONSECUTIVE SYSTEM, AND COUNTY WITHIN STATE (AS OF 12/31/92)

ILLINOIS

WATER SYSTEMS AND CONSECUTIVE SYSTEMS SERVED	EPA ID NO	COUNTY	CHEM USED	STATUS	FLUOR START DATE	POP SERVED	NATURAL SYSTEMS NAT LEVEL	OPT LEVEL
RICHMOND WS	1110750	MCHENRY	Acid	ADJ	/70	1016		1.0
TOTAL POPULATION SERVED BY SOURCE WATER SYSTEM - - - - -						1016		
RIGHTON PARK WS	0312550	COOK	Acid	ADJ	12/71	10523		1.0
TOTAL POPULATION SERVED BY SOURCE WATER SYSTEM - - - - -						10523		
RIDGE FARM WS	1830750	VERMILION	NaF	ADJ	06/83	939		1.0
VERMILION GROVE W W	1835050	VERMILION		CONS		200		
TOTAL POPULATION SERVED BY SOURCE WATER SYSTEM - - - - -						1139		
RIDGECREST SUBD	0635100	GRUNDY	Acid	ADJ	/70	250		1.0
TOTAL POPULATION SERVED BY SOURCE WATER SYSTEM - - - - -						250		
RIDGEWOOD LEDGES WSCO	1615670	ROCK ISLAND	Acid	ADJ	/64	370		1.0
TOTAL POPULATION SERVED BY SOURCE WATER SYSTEM - - - - -						370		
RIDGEWOOD WS	1977650	WILL	Acid	ADJ	03/69	264		1.0
TOTAL POPULATION SERVED BY SOURCE WATER SYSTEM - - - - -						264		
RIDGWAY WS	0590300	GALLATIN	Acid	ADJ	/70	1160		1.0
TOTAL POPULATION SERVED BY SOURCE WATER SYSTEM - - - - -						1160		
RIO WS	0950450	KNOX		NATL		235	2.6	
TOTAL POPULATION SERVED BY SOURCE WATER SYSTEM - - - - -						235		
RIVER GRANGE LAKE SUBD	0895600	KANE	Acid	ADJ	/63	80		1.0
TOTAL POPULATION SERVED BY SOURCE WATER SYSTEM - - - - -						80		
RIVERTON WS	1670950	SANGAMON	NaF	ADJ	/68	2638		1.0
SUGAR CREEK PWD	1675300	SANGAMON		CONS		850		
TOTAL POPULATION SERVED BY SOURCE WATER SYSTEM - - - - -						3488		
ROANOKE WS	2030550	WOODFORD	Acid	ADJ	/68	1910		1.0
TOTAL POPULATION SERVED BY SOURCE WATER SYSTEM - - - - -						1910		
ROBERTS WS	0530350	FORD	Acid	ADJ	/70	397		1.0
TOTAL POPULATION SERVED BY SOURCE WATER SYSTEM - - - - -						397		

POPULATION SERVED FLUORIDATED DRINKING WATER BY SOURCE SYSTEM,
CONSECUTIVE SYSTEM, AND COUNTY WITHIN STATE (AS OF 12/31/92)

ILLINOIS

WATER SYSTEMS AND CONSECUTIVE SYSTEMS SERVED	EPA ID NO	COUNTY	CHEM USED	STATUS	FLUOR START DATE	POP SERVED	NATURAL SYSTEMS NAT LEVEL	OPT LEVEL
ROBINSON-PALESTINE WC	0335030	CRAWFORD	NaF	ADJ	/69	10035		1.0
EATON PWD	0335100	CRAWFORD		CONS		650		
HEBRON PWD	0335150	CRAWFORD		CONS		474		
OBLONG	0330150	CRAWFORD		CONS		1616		
STOY	0330300	CRAWFORD		CONS		155		
TRIMBLE	0335200	CRAWFORD		CONS		200		
TOTAL POPULATION SERVED BY SOURCE WATER SYSTEM - - - - -						13130		
ROCHELLE WS	1410500	OGLE	Acid	ADJ	/70	8769		1.0
TOTAL POPULATION SERVED BY SOURCE WATER SYSTEM - - - - -						8769		
ROCK CITY WS	1770500	STEPHENSON	Acid	ADJ	12/70	286		1.0
TOTAL POPULATION SERVED BY SOURCE WATER SYSTEM - - - - -						286		
ROCK FALLS WS	1950450	WHITESIDE	Acid	ADJ	09/68	9654		1.0
TOTAL POPULATION SERVED BY SOURCE WATER SYSTEM - - - - -						9654		
ROCK ISLAND WS	1610650	ROCK ISLAND	NaSiF6	ADJ	06/63	40557		1.0
TOTAL POPULATION SERVED BY SOURCE WATER SYSTEM - - - - -						40557		
ROCK-ADAIR SERV CORP	1795450	TAZEWELL	NaF	ADJ	/68	240		1.0
TOTAL POPULATION SERVED BY SOURCE WATER SYSTEM - - - - -						240		
ROCKFORD WS	2010300	WINNEBAGO	Acid	ADJ	10/66	139426		1.0
CHERRY VALLEY	2010050	WINNEBAGO		CONS		400		
NEWBURGH LANDOWNERS WA	2015450	WINNEBAGO		CONS		80		
SINGER ZONE CTR	2015180	WINNEBAGO		CONS		500		
ZELLER ZONE CTR	1435940	WINNEBAGO		CONS		500		
TOTAL POPULATION SERVED BY SOURCE WATER SYSTEM - - - - -						140906		
ROCKTON WS	2010350	WINNEBAGO	Acid	ADJ	/68	2928		1.0
TOTAL POPULATION SERVED BY SOURCE WATER SYSTEM - - - - -						2928		
ROLLINS SEWER AND WC	0895150	KANE	Acid	ADJ	/59	270		1.0
TOTAL POPULATION SERVED BY SOURCE WATER SYSTEM - - - - -						270		
ROME FARMS #9	1435500	PEORIA	Acid	ADJ	/79	180		1.0
TOTAL POPULATION SERVED BY SOURCE WATER SYSTEM - - - - -						180		

POPULATION SERVED FLUORIDATED DRINKING WATER BY SOURCE SYSTEM,
CONSECUTIVE SYSTEM, AND COUNTY WITHIN STATE (AS OF 12/31/92)

ILLINOIS

WATER SYSTEMS AND CONSECUTIVE SYSTEMS SERVED	EPA ID NO	COUNTY	CHEM USED	STATUS	FLUOR START DATE	POP SERVED	NATURAL SYSTEMS NAT LEVEL	OPT LEVEL
ROME WS	1435700	PEORIA	Acid	ADJ	/52	350		1.0
TOTAL POPULATION SERVED BY SOURCE WATER SYSTEM - - - - -						350		
ROMEDEVILLE	1970900	WILL		NATL		14074	1.7	
TOTAL POPULATION SERVED BY SOURCE WATER SYSTEM - - - - -						14074		
ROODHOUSE WS	0610350	GREENE	NaF	ADJ	/70	2139		1.0
ALSEY-GLASGOW WC	1715050	SCOTT		CONS		510		
MANCHESTER	1710250	GREENE		CONS		347		
WHITE HALL WS	0610400	GREENE		CONS		2814		
WILMINGTON	0610450	GREENE		CONS		129		
TOTAL POPULATION SERVED BY SOURCE WATER SYSTEM - - - - -						5939		
ROSEVILLE WS	1870200	WARREN	NaF	ADJ	01/72	1151		1.0
TOTAL POPULATION SERVED BY SOURCE WATER SYSTEM - - - - -						1151		
ROSICLARE WS	0690150	HARDIN	Acid	ADJ	11/58	1378		1.0
TOTAL POPULATION SERVED BY SOURCE WATER SYSTEM - - - - -						1378		
ROSSVILLE WS	1830800	VERMILION	NaF	ADJ	05/62	1334		1.0
TOTAL POPULATION SERVED BY SOURCE WATER SYSTEM - - - - -						1334		
ROXANA WS	1190900	MADISON	Acid	ADJ	/70	1562		1.0
SOUTH ROXANA WS	1190970	MADISON		CONS		2300		
TOTAL POPULATION SERVED BY SOURCE WATER SYSTEM - - - - -						3862		
ROYAL LAKE PWD	0055100	BOND	OTHER	ADJ	00/00	290		1.0
TOTAL POPULATION SERVED BY SOURCE WATER SYSTEM - - - - -						290		
ROYAL WS	0190700	CHAMPAIGN	Acid	ADJ	11/68	217		1.0
TOTAL POPULATION SERVED BY SOURCE WATER SYSTEM - - - - -						217		
RUMA	1570550	RANDOLPH	Acid	ADJ	/68	256		1.0
TOTAL POPULATION SERVED BY SOURCE WATER SYSTEM - - - - -						256		
RURAL WABASH CO. WD	1850010	WABASH	OTHER	ADJ	00/00	800		1.0
TOTAL POPULATION SERVED BY SOURCE WATER SYSTEM - - - - -						800		

POPULATION SERVED FLUORIDATED DRINKING WATER BY SOURCE SYSTEM,
CONSECUTIVE SYSTEM, AND COUNTY WITHIN STATE (AS OF 12/31/92)

ILLINOIS

WATER SYSTEMS AND CONSECUTIVE SYSTEMS SERVED	EPA ID NO	COUNTY	CHEM USED	STATUS	FLUOR START DATE	POP SERVED	NATURAL SYSTEMS NAT LEVEL	OPT LEVEL
RUSHVILLE WS	1690200	SCHUYLER	NaF	ADJ	/70	3229		1.0
TOTAL POPULATION SERVED BY SOURCE WATER SYSTEM - - - - -						3229		
RUSTIC ACRES SUBD	0735500	HENRY	Acid	ADJ	/72	180		1.0
TOTAL POPULATION SERVED BY SOURCE WATER SYSTEM - - - - -						180		
RUTLAND	0991000	LA SALLE	NaF	ADJ	/68	391		1.0
TOTAL POPULATION SERVED BY SOURCE WATER SYSTEM - - - - -						391		
S L M WATER CO	1635090	ST. CLAIR	Acid	ADJ	04/59	175		1.0
F.S.H. WATER COMM	1635300	ST. CLAIR		CONS		55		
FREEBURG	1630600	ST. CLAIR		CONS		3115		
HECKER	1630150	ST. CLAIR		CONS		534		
LEBANON	1630650	ST. CLAIR		CONS		3688		
MASCOUTAH	1630800	ST. CLAIR		CONS		5511		
NEW BADEN	0274700	CLINTON		CONS		2602		
NEW MEMPHIS PWD	0275350	CLINTON		CONS		225		
SMITHTON	1631300	ST. CLAIR		CONS		1587		
SUMMERFIELD	1631350	ST. CLAIR		CONS		509		
TRENTON	0270500	CLINTON		CONS		2481		
TOTAL POPULATION SERVED BY SOURCE WATER SYSTEM - - - - -						20482		
SADDLEBROOK ESTATES SUBD	1797300	TAZEWELL	Acid	ADJ	/71	55		1.0
TOTAL POPULATION SERVED BY SOURCE WATER SYSTEM - - - - -						55		
SADORUS	0190750	CHAMPAIGN	Acid	ADJ	/68	469		1.0
TOTAL POPULATION SERVED BY SOURCE WATER SYSTEM - - - - -						469		
SALEM WS	1210450	MARION	Acid	ADJ	10/58	7470		1.0
TOTAL POPULATION SERVED BY SOURCE WATER SYSTEM - - - - -						7470		
SALINE VALLEY CD	1655300	SALINE	Acid	ADJ	/83	1456		1.0
ELDORADO WC	1655030	SALINE		CONS		7400		
HARDIN CO. WATER CO.	0690020	HARDIN		CONS		0		
HARRISBURG WS	1650200	SALINE		CONS		9393		
LIBERTY-LEDFOUR PWD	1655050	SALINE		CONS		1261		
MUDDY	1650250	SALINE		CONS		87		
RALEIGH WD	1655120	SALINE		CONS		658		
TOTAL POPULATION SERVED BY SOURCE WATER SYSTEM - - - - -						20255		
SAN JOSE WS	1254840	MASON	Acid	ADJ	10/69	519		1.0
TOTAL POPULATION SERVED BY SOURCE WATER SYSTEM - - - - -						519		

POPULATION SERVED FLUORIDATED DRINKING WATER BY SOURCE SYSTEM,
CONSECUTIVE SYSTEM, AND COUNTY WITHIN STATE (AS OF 12/31/92)

ILLINOIS

WATER SYSTEMS AND CONSECUTIVE SYSTEMS SERVED	EPA ID NO	COUNTY	CHEM USED	STATUS	FLUOR START DATE	POP SERVED	NATURAL SYSTEMS NAT LEVEL	OPT LEVEL
SANDWICH WS	0374850	DE KALB	Acid	ADJ	12/70	5566		1.0
TOTAL POPULATION SERVED BY SOURCE WATER SYSTEM - - - - -						5566		
SANGAMON VALLEY PWD	0195150	CHAMPAIGN	Acid	ADJ	/68	3600		1.0
TOTAL POPULATION SERVED BY SOURCE WATER SYSTEM - - - - -						3600		
SAUK VILLAGE WS	0312790	COOK	Acid	ADJ	03/69	9926		1.0
TOTAL POPULATION SERVED BY SOURCE WATER SYSTEM - - - - -						9926		
SAUNEMIN WS	1050650	LIVINGSTON	Acid	ADJ	00/00	399		1.0
TOTAL POPULATION SERVED BY SOURCE WATER SYSTEM - - - - -						399		
SAVANNA ARMY DEPOT	0155077	CARROLL	Acid	ADJ	00/00	450		1.0
TOTAL POPULATION SERVED BY SOURCE WATER SYSTEM - - - - -						450		
SAVANNA WS	0150250	CARROLL	Acid	ADJ	/70	3819		1.0
TOTAL POPULATION SERVED BY SOURCE WATER SYSTEM - - - - -						3819		
SAYBROOK WS	1130950	MCLEAN	Acid	ADJ	11/69	967		1.0
TOTAL POPULATION SERVED BY SOURCE WATER SYSTEM - - - - -						967		
SCALES MOUND WS	0850400	JO DAVIESS	Acid	ADJ	10/71	388		1.0
TOTAL POPULATION SERVED BY SOURCE WATER SYSTEM - - - - -						388		
SE JOLIET SD	1977490	WILL	Acid	ADJ	/74	1600		1.0
TOTAL POPULATION SERVED BY SOURCE WATER SYSTEM - - - - -						1600		
SEATON WS	1310350	MERCER		NATL		200	0.9	
TOTAL POPULATION SERVED BY SOURCE WATER SYSTEM - - - - -						200		
SEATONVILLE	0110900	BUREAU	Acid	ADJ	00/00	289		1.0
TOTAL POPULATION SERVED BY SOURCE WATER SYSTEM - - - - -						289		
SECOR WS	2030600	WOODFORD	Acid	ADJ	/69	389		1.0
TOTAL POPULATION SERVED BY SOURCE WATER SYSTEM - - - - -						389		

POPULATION SERVED FLUORIDATED DRINKING WATER BY SOURCE SYSTEM,
CONSECUTIVE SYSTEM, AND COUNTY WITHIN STATE (AS OF 12/31/92)

ILLINOIS

WATER SYSTEMS AND CONSECUTIVE SYSTEMS SERVED	EPA ID NO	COUNTY	CHEM USED	STATUS	FLUOR START DATE	POP SERVED	NATURAL SYSTEMS NAT LEVEL	OPT LEVEL
SENECA WS	0991050	LA SALLE	Acid	ADJ	/68	1878		1.0
TOTAL POPULATION SERVED BY SOURCE WATER SYSTEM - - - - -						1878		
SHABBONA WS	0370450	DE KALB	Acid	ADJ	/69	897		1.0
TOTAL POPULATION SERVED BY SOURCE WATER SYSTEM - - - - -						897		
SHANNON WS	0150300	CARROLL	Acid	ADJ	11/70	887		1.0
TOTAL POPULATION SERVED BY SOURCE WATER SYSTEM - - - - -						887		
SHAWNEETOWN WS	0590350	GALLATIN	Acid	ADJ	10/65	1575		1.0
TOTAL POPULATION SERVED BY SOURCE WATER SYSTEM - - - - -						1575		
SHAWNITA TERR WATER ASSOC	1977690	WILL	Acid	ADJ	/25	125		1.0
TOTAL POPULATION SERVED BY SOURCE WATER SYSTEM - - - - -						125		
SHEFFIELD WS	0110950	BUREAU	NaF	ADJ	04/71	951		1.0
TOTAL POPULATION SERVED BY SOURCE WATER SYSTEM - - - - -						951		
SHELBYVILLE WS	1730300	SHELBY	Acid	ADJ	02/71	4943		1.0
TOTAL POPULATION SERVED BY SOURCE WATER SYSTEM - - - - -						4943		
SHELDON	0750800	IROQUOIS	Acid	ADJ	/68	1109		1.0
TOTAL POPULATION SERVED BY SOURCE WATER SYSTEM - - - - -						1109		
SHERIDAN CORR CTR	0995840	LA SALLE	Acid	ADJ	09/87	1150		1.0
TOTAL POPULATION SERVED BY SOURCE WATER SYSTEM - - - - -						1150		
SHERRARD WS	1310400	MERCER	Acid	ADJ	11/69	697		1.0
TOTAL POPULATION SERVED BY SOURCE WATER SYSTEM - - - - -						697		
SHIPMAN WS	1170950	MACOUPIN	Acid	ADJ	12/70	624		1.0
TOTAL POPULATION SERVED BY SOURCE WATER SYSTEM - - - - -						624		
SHOREWOOD WS	1975080	WILL		NATL		6261	1.1	
TOTAL POPULATION SERVED BY SOURCE WATER SYSTEM - - - - -						6261		
SIBLEY WS	0530400	FORD	Acid	ADJ	/70	359		1.0
TOTAL POPULATION SERVED BY SOURCE WATER SYSTEM - - - - -						359		

POPULATION SERVED FLUORIDATED DRINKING WATER BY SOURCE SYSTEM,
CONSECUTIVE SYSTEM, AND COUNTY WITHIN STATE (AS OF 12/31/92)

ILLINOIS

WATER SYSTEMS AND CONSECUTIVE SYSTEMS SERVED	EPA ID NO	COUNTY	CHEM USED	STATUS	FLUOR START DATE	POP SERVED	NATURAL SYSTEMS NAT LEVEL	OPT LEVEL
SIDELL WS	1830850	VERMILION	NaF	ADJ	04/69	584		1.0
TOTAL POPULATION SERVED BY SOURCE WATER SYSTEM - - - - -						584		
SIGEL WS	1730350	SHELBY	NaF	ADJ	12/70	344		1.0
TOTAL POPULATION SERVED BY SOURCE WATER SYSTEM - - - - -						344		
SILVIS HEIGHTS W CORP	1615750	ROCK ISLAND	Acid	ADJ	/52	1600		1.0
TOTAL POPULATION SERVED BY SOURCE WATER SYSTEM - - - - -						1600		
SILVIS WS	1610700	ROCK ISLAND	Acid	ADJ	/68	6926		1.0
TOTAL POPULATION SERVED BY SOURCE WATER SYSTEM - - - - -						6926		
SMITHFIELD WS	0570850	FULTON	Acid	ADJ	12/68	277		1.0
TOTAL POPULATION SERVED BY SOURCE WATER SYSTEM - - - - -						277		
SOMONAUK WS	0374870	DE KALB	Acid	ADJ	/68	1031		1.0
TOTAL POPULATION SERVED BY SOURCE WATER SYSTEM - - - - -						1031		
SORENTO	0050300	BOND	Acid	ADJ	00/00	596		1.0
TOTAL POPULATION SERVED BY SOURCE WATER SYSTEM - - - - -						596		
SOUTH CHICAGO HGTS WS	0312940	COOK	Acid	ADJ	03/68	3597		1.0
TOTAL POPULATION SERVED BY SOURCE WATER SYSTEM - - - - -						3597		
SOUTH ELGIN WS	0890800	KANE	Acid	ADJ	05/68	7474		1.0
TOTAL POPULATION SERVED BY SOURCE WATER SYSTEM - - - - -						7474		
SOUTH JACKSONVILLE WS	1370400	MORGAN	Acid	ADJ	08/56	3187		1.0
TOTAL POPULATION SERVED BY SOURCE WATER SYSTEM - - - - -						3187		
SOUTH PEKIN WS	1790650	TAZEWELL	Acid	ADJ	05/71	1184		1.0
TOTAL POPULATION SERVED BY SOURCE WATER SYSTEM - - - - -						1184		
SOUTH WILMINGTON WS	0630650	GRUNDY		NATL		698	1.5	
TOTAL POPULATION SERVED BY SOURCE WATER SYSTEM - - - - -						698		

POPULATION SERVED FLUORIDATED DRINKING WATER BY SOURCE SYSTEM,
CONSECUTIVE SYSTEM, AND COUNTY WITHIN STATE (AS OF 12/31/92)

ILLINOIS

WATER SYSTEMS AND CONSECUTIVE SYSTEMS SERVED	EPA ID NO	COUNTY	CHEM USED	STATUS	FLUOR START DATE	POP SERVED	NATURAL SYSTEMS NAT LEVEL	OPT LEVEL
SPARLAND WS	1230200	MARSHALL	NaF	ADJ	08/68	412		1.0
TOTAL POPULATION SERVED BY SOURCE WATER SYSTEM - - - - -						412		
SPARTA WS	1570600	RANDOLPH	Acid	ADJ	03/54	4853		1.0
TOTAL POPULATION SERVED BY SOURCE WATER SYSTEM - - - - -						4853		
SPIN LAKE INC SUBD	1135140	MCLEAN	Acid	ADJ	/68	67		1.0
TOTAL POPULATION SERVED BY SOURCE WATER SYSTEM - - - - -						67		
SPRING VALLEY WS	0111000	BUREAU	Acid	ADJ	02/70	5246		1.0
TOTAL POPULATION SERVED BY SOURCE WATER SYSTEM - - - - -						5246		
SPRINGFIELD WS	1671200	SANGAMON	Acid	ADJ	07/68	110892		1.0
CHATHAM	1670300	SANGAMON		CONS		6074		
GRANDVIEW WS	1670500	SANGAMON		CONS		1647		
JEROME	1670600	SANGAMON		CONS		1206		
ROCHESTER	1671000	SANGAMON		CONS		2676		
WILLIAMSVILLE WS	1671300	SANGAMON		CONS		1140		
TOTAL POPULATION SERVED BY SOURCE WATER SYSTEM - - - - -						123635		
ST ANNE WS	0910700	KANKAKEE	Acid	ADJ	11/68	1153		1.0
TOTAL POPULATION SERVED BY SOURCE WATER SYSTEM - - - - -						1153		
ST AUGUSTINE WS	0950500	KNOX		NATL		151	2.1	
TOTAL POPULATION SERVED BY SOURCE WATER SYSTEM - - - - -						151		
ST CHARLES SKYLINE S-WC	0895030	KANE	Acid	ADJ	/69	1300		1.0
TOTAL POPULATION SERVED BY SOURCE WATER SYSTEM - - - - -						1300		
ST CHARLES WS	0894830	KANE	Acid	ADJ	/73	22501		1.0
TOTAL POPULATION SERVED BY SOURCE WATER SYSTEM - - - - -						22501		
ST ELMO WS	0510250	FAYETTE	NaF	ADJ	11/66	1473		1.0
BROWNSTOWN	0510100	FAYETTE		CONS		668		
ST PETER	0510300	FAYETTE		CONS		353		
TOTAL POPULATION SERVED BY SOURCE WATER SYSTEM - - - - -						2494		
ST JACOB	1190950	MADISON		NATL		800	0.0	
TOTAL POPULATION SERVED BY SOURCE WATER SYSTEM - - - - -						800		

POPULATION SERVED FLUORIDATED DRINKING WATER BY SOURCE SYSTEM,
CONSECUTIVE SYSTEM, AND COUNTY WITHIN STATE (AS OF 12/31/92)

ILLINOIS

WATER SYSTEMS AND CONSECUTIVE SYSTEMS SERVED	EPA ID NO	COUNTY	CHEM USED	STATUS	FLUOR START DATE	POP SERVED	NATURAL SYSTEMS NAT LEVEL	OPT LEVEL
ST JOSEPH WS	0190900	CHAMPAIGN	NaF	ADJ	07/68	2053		1.0
TOTAL POPULATION SERVED BY SOURCE WATER SYSTEM - - - - -						2053		
ST LIBORY WS	1631200	ST. CLAIR	Acid	ADJ	10/70	525		1.0
TOTAL POPULATION SERVED BY SOURCE WATER SYSTEM - - - - -						525		
ST MARIE	0790200	JASPER	NaF	ADJ	/68	281		1.0
TOTAL POPULATION SERVED BY SOURCE WATER SYSTEM - - - - -						281		
ST. FRANCISVILLE	1010250	LAWRENCE	Acid	ADJ	00/00	975		1.0
TOTAL POPULATION SERVED BY SOURCE WATER SYSTEM - - - - -						975		
STANDARD WS	1550300	PUTNAM		NATL		277	1.7	
TOTAL POPULATION SERVED BY SOURCE WATER SYSTEM - - - - -						277		
STANFORD WS	1131000	MCLEAN	Acid	ADJ	11/70	620		1.0
TOTAL POPULATION SERVED BY SOURCE WATER SYSTEM - - - - -						620		
STAUNTON WS	1171050	MACOUPIN	Acid	ADJ	06/69	4806		1.0
RR1 - IL WTR ASSN	1175260	MACOUPIN		CONS		87		
WILLIAMSON	1191100	MADISON		CONS		278		
TOTAL POPULATION SERVED BY SOURCE WATER SYSTEM - - - - -						5171		
STEELEVILLE WS	1570650	RANDOLPH	Acid	ADJ	12/57	2059		1.0
TOTAL POPULATION SERVED BY SOURCE WATER SYSTEM - - - - -						2059		
STEEPLE RUN SUBD	0437160	DU PAGE	Acid	ADJ	/72	1750		1.0
TOTAL POPULATION SERVED BY SOURCE WATER SYSTEM - - - - -						1750		
STEGER WS	0314860	COOK	Acid	ADJ	10/67	8584		1.0
TOTAL POPULATION SERVED BY SOURCE WATER SYSTEM - - - - -						8584		
STELLE GROUP SUBD	0535100	FORD	Acid	ADJ	/73	85		1.0
TOTAL POPULATION SERVED BY SOURCE WATER SYSTEM - - - - -						85		
STEVEY DIST IMP ASSOC	1435600	PEORIA	Acid	ADJ	/53	170		1.0
TOTAL POPULATION SERVED BY SOURCE WATER SYSTEM - - - - -						170		

POPULATION SERVED FLUORIDATED DRINKING WATER BY SOURCE SYSTEM,
CONSECUTIVE SYSTEM, AND COUNTY WITHIN STATE (AS OF 12/31/92)

ILLINOIS

WATER SYSTEMS AND CONSECUTIVE SYSTEMS SERVED	EPA ID NO	COUNTY	CHEM USED	STATUS	FLUOR START DATE	POP SERVED	NATURAL SYSTEMS NAT LEVEL	OPT LEVEL
STEWART WS	1030450	LEE	Acid	ADJ	06/68	282		1.0
TOTAL POPULATION SERVED BY SOURCE WATER SYSTEM - - - - -						282		
STEWARTSON WS	1730400	SHELBY	Acid	ADJ	/70	660		1.0
TOTAL POPULATION SERVED BY SOURCE WATER SYSTEM - - - - -						660		
STILLMAN VALLEY WS	1410550	OGLE	Acid	ADJ	/70	961		1.0
TOTAL POPULATION SERVED BY SOURCE WATER SYSTEM - - - - -						961		
STOCKTON WS	0850450	JO DAVIESS	Acid	ADJ	12/68	1871		1.0
TOTAL POPULATION SERVED BY SOURCE WATER SYSTEM - - - - -						1871		
STONINGTON WS	0210550	CHRISTIAN	Acid	ADJ	11/70	1006		1.0
TOTAL POPULATION SERVED BY SOURCE WATER SYSTEM - - - - -						1006		
STORYBROOK HIGHLANDS	0935250	KENDALL	Acid	ADJ	/76	100		1.0
TOTAL POPULATION SERVED BY SOURCE WATER SYSTEM - - - - -						100		
STRASBURG WS	1730450	SHELBY	NaF	ADJ	/70	473		1.0
TOTAL POPULATION SERVED BY SOURCE WATER SYSTEM - - - - -						473		
STRAWN WS	1050700	LIVINGSTON	Acid	ADJ	06/68	132		1.0
TOTAL POPULATION SERVED BY SOURCE WATER SYSTEM - - - - -						132		
STREATOR	0995030	LA SALLE	Acid	ADJ	12/69	14028		1.0
TOTAL POPULATION SERVED BY SOURCE WATER SYSTEM - - - - -						14028		
STRONGHURST WS	0710400	HENDERSON	NaF	ADJ	/69	799		1.0
TOTAL POPULATION SERVED BY SOURCE WATER SYSTEM - - - - -						799		
STURM	0971700	LAKE	OTHER	ADJ	00/00	54		1.0
TOTAL POPULATION SERVED BY SOURCE WATER SYSTEM - - - - -						54		
SUBLETTA WS	1030500	LEE	NaF	ADJ	06/68	394		1.0
TOTAL POPULATION SERVED BY SOURCE WATER SYSTEM - - - - -						394		

POPULATION SERVED FLUORIDATED DRINKING WATER BY SOURCE SYSTEM,
CONSECUTIVE SYSTEM, AND COUNTY WITHIN STATE (AS OF 12/31/92)

ILLINOIS

WATER SYSTEMS AND CONSECUTIVE SYSTEMS SERVED	EPA ID NO	COUNTY	CHEM USED	STATUS	FLUOR START DATE	POP SERVED	NATURAL SYSTEMS NAT LEVEL	OPT LEVEL
SUBURBAN HEIGHTS SUBD	1615800	ROCK ISLAND	Acid	ADJ	/48	120		1.0
TOTAL POPULATION SERVED BY SOURCE WATER SYSTEM - - - - -						120		
SUGAR GROVE	0890850	KANE	Acid	ADJ	/67	2005		1.0
TOTAL POPULATION SERVED BY SOURCE WATER SYSTEM - - - - -						2005		
SULLIVAN WS	1390300	MOULTRIE	NaF	ADJ	09/68	4654		1.0
MOULTRIE CO RWD	1395150	MOULTRIE		CONS		2375		
TOTAL POPULATION SERVED BY SOURCE WATER SYSTEM - - - - -						7029		
SUN RIVER TERRACE	0910720	KANKAKEE	Acid	ADJ	/85	532		1.0
TOTAL POPULATION SERVED BY SOURCE WATER SYSTEM - - - - -						532		
SUNNY HILL ESTATES	0735300	HENRY	OTHER	ADJ	00/00	525		1.0
TOTAL POPULATION SERVED BY SOURCE WATER SYSTEM - - - - -						525		
SUNNYLAND SUBD	1977730	WILL	Acid	ADJ	/45	350		1.0
TOTAL POPULATION SERVED BY SOURCE WATER SYSTEM - - - - -						350		
SUNSET TRAILS APTS	1977770	WILL	Acid	ADJ	00/66	110		1.0
TOTAL POPULATION SERVED BY SOURCE WATER SYSTEM - - - - -						110		
SWEDONA WATER ASSOC	1315200	MERCER		NATL		100	1.0	
TOTAL POPULATION SERVED BY SOURCE WATER SYSTEM - - - - -						100		
SYCAMORE WS	0370550	DE KALB	Acid	ADJ	11/70	9708		1.0
TOTAL POPULATION SERVED BY SOURCE WATER SYSTEM - - - - -						9708		
SYLMAR WATER CORP SUBD	1795930	TAZEWELL	Acid	ADJ	/61	50		1.0
TOTAL POPULATION SERVED BY SOURCE WATER SYSTEM - - - - -						50		
TABLE GROVE WS	0570900	FULTON		NATL		500	4.0	
TOTAL POPULATION SERVED BY SOURCE WATER SYSTEM - - - - -						500		
TALLULA WS	1290250	MENARD	Acid	ADJ	/69	598		1.0
TOTAL POPULATION SERVED BY SOURCE WATER SYSTEM - - - - -						598		

POPULATION SERVED FLUORIDATED DRINKING WATER BY SOURCE SYSTEM,
CONSECUTIVE SYSTEM, AND COUNTY WITHIN STATE (AS OF 12/31/92)

ILLINOIS

WATER SYSTEMS AND CONSECUTIVE SYSTEMS SERVED	EPA ID NO	COUNTY	CHEM USED	STATUS	FLUOR START DATE	POP SERVED	NATURAL SYSTEMS NAT LEVEL	OPT LEVEL
TAMMS WS	0030100	ALEXANDER	Acid	ADJ	10/69	748		1.0
TOTAL POPULATION SERVED BY SOURCE WATER SYSTEM - - - - -						748		
TAMPICO WS	1950550	WHITESIDE	Acid	ADJ	07/70	833		1.0
TOTAL POPULATION SERVED BY SOURCE WATER SYSTEM - - - - -						833		
TAYLORVILLE WS	0210600	CHRISTIAN	Acid	ADJ	05/60	12080		1.0
LANGLEYVILLE PWD	0215150	CHRISTIAN		CONS		320		
OWANECO	0210400	CHRISTIAN		CONS		260		
TOTAL POPULATION SERVED BY SOURCE WATER SYSTEM - - - - -						12660		
TEE AND GREEN SUBD	0437200	DU PAGE	Acid	ADJ	/59	60		1.0
TOTAL POPULATION SERVED BY SOURCE WATER SYSTEM - - - - -						60		
TEN MILE VIEW SUBD	2035150	WOODFORD	Acid	ADJ	/52	34		1.0
TOTAL POPULATION SERVED BY SOURCE WATER SYSTEM - - - - -						34		
TEUTOPOLIS WS	0490450	EFFINGHAM	Acid	ADJ	/70	1417		1.0
TOTAL POPULATION SERVED BY SOURCE WATER SYSTEM - - - - -						1417		
THAWVILLE WS	0750850	IROQUOIS	Acid	ADJ	/70	214		1.0
TOTAL POPULATION SERVED BY SOURCE WATER SYSTEM - - - - -						214		
THEBES WS	0030150	ALEXANDER	Acid	ADJ	/70	461		1.0
TOTAL POPULATION SERVED BY SOURCE WATER SYSTEM - - - - -						461		
THOMASBORO WS	0190950	CHAMPAIGN	Acid	ADJ	06/68	1250		1.0
TOTAL POPULATION SERVED BY SOURCE WATER SYSTEM - - - - -						1250		
THOMSON WS	0150350	CARROLL	Acid	ADJ	/70	538		1.0
TOTAL POPULATION SERVED BY SOURCE WATER SYSTEM - - - - -						538		
TIMBER BROOK ESTATES	0735450	HENRY	Acid	ADJ	/72	120		1.0
TOTAL POPULATION SERVED BY SOURCE WATER SYSTEM - - - - -						120		
TIMBER RIDGE SUBD	0735470	HENRY	Acid	ADJ	/76	90		1.0
TOTAL POPULATION SERVED BY SOURCE WATER SYSTEM - - - - -						90		

POPULATION SERVED FLUORIDATED DRINKING WATER BY SOURCE SYSTEM,
CONSECUTIVE SYSTEM, AND COUNTY WITHIN STATE (AS OF 12/31/92)

ILLINOIS

WATER SYSTEMS AND CONSECUTIVE SYSTEMS SERVED	EPA ID NO	COUNTY	CHEM USED	STATUS	FLUOR START DATE	POP SERVED	NATURAL SYSTEMS NAT LEVEL	OPT LEVEL
TIMBERLAKE ESTATES SUBD	1335050	MONROE	Acid	ADJ	/71	96		1.0
TOTAL POPULATION SERVED BY SOURCE WATER SYSTEM - - - - -						96		
TIMBERLAN SUBD	2035200	WOODFORD	NaF	ADJ	/49	105		1.0
TOTAL POPULATION SERVED BY SOURCE WATER SYSTEM - - - - -						105		
TISKILWA WS	0111050	BUREAU	NaF	ADJ	02/70	830		1.0
TOTAL POPULATION SERVED BY SOURCE WATER SYSTEM - - - - -						830		
TOLEDO WS	0350200	CUMBERLAND	Acid	ADJ	12/58	1199		1.0
TOTAL POPULATION SERVED BY SOURCE WATER SYSTEM - - - - -						1199		
TOLUCA WS	1230250	MARSHALL		NATL		1315	1.6	
TOTAL POPULATION SERVED BY SOURCE WATER SYSTEM - - - - -						1315		
TONICA WS	0991150	LA SALLE		NATL		900	1.0	
TOTAL POPULATION SERVED BY SOURCE WATER SYSTEM - - - - -						900		
TOULON WS	1750150	STARK		NATL		1390	2.2	
TOTAL POPULATION SERVED BY SOURCE WATER SYSTEM - - - - -						1390		
TOWER HILL	1730500	SHELBY	Acid	ADJ	07/70	601		1.0
TOTAL POPULATION SERVED BY SOURCE WATER SYSTEM - - - - -						601		
TOWER LAKES WC	0975010	LAKE	Acid	ADJ	/69	1333		1.0
TOTAL POPULATION SERVED BY SOURCE WATER SYSTEM - - - - -						1333		
TOWER RIDGE	1615780	ROCK ISLAND	NaF	ADJ	/78	70		1.0
TOTAL POPULATION SERVED BY SOURCE WATER SYSTEM - - - - -						70		
TREMONT WS	1790700	TAZEVELL	Acid	ADJ	11/68	2088		1.0
TOTAL POPULATION SERVED BY SOURCE WATER SYSTEM - - - - -						2088		
TRI-COUNTY WC	0975450	LAKE	Acid	ADJ	/60	300		1.0
TOTAL POPULATION SERVED BY SOURCE WATER SYSTEM - - - - -						300		
TRI-STATE VILLAGE WS	0437300	DU PAGE	Acid	ADJ	/40	570		1.0
TOTAL POPULATION SERVED BY SOURCE WATER SYSTEM - - - - -						570		

POPULATION SERVED FLUORIDATED DRINKING WATER BY SOURCE SYSTEM,
CONSECUTIVE SYSTEM, AND COUNTY WITHIN STATE (AS OF 12/31/92)

ILLINOIS

WATER SYSTEMS AND CONSECUTIVE SYSTEMS SERVED	EPA ID NO	COUNTY	CHEM USED	STATUS	FLUOR START DATE	POP SERVED	NATURAL SYSTEMS NAT LEVEL	OPT LEVEL
TRIVOLI PWD	1435510	PEORIA			NATL	300	3.7	
TOTAL POPULATION SERVED BY SOURCE WATER SYSTEM - - - - -						300		
TROY WS	1191000	MADISON	Acid	ADJ	10/70	6046	1.0	
PWS - DISTRICT #1	1195170	MADISON		CONS		485		
TOTAL POPULATION SERVED BY SOURCE WATER SYSTEM - - - - -						6531		
TURNBERRY UTIL INC	1115760	MCHENRY			NATL	350	2.6	
TOTAL POPULATION SERVED BY SOURCE WATER SYSTEM - - - - -						350		
U.S. INDUSTRIAL CHEM CO.	0415100	DOUGLAS	Acid	ADJ	00/68	0	1.0	
TOTAL POPULATION SERVED BY SOURCE WATER SYSTEM - - - - -						0		
ULLIN WS	1530350	PULASKI	Acid	ADJ	11/70	402	1.0	
TOTAL POPULATION SERVED BY SOURCE WATER SYSTEM - - - - -						402		
UNION OIL COMPANY	1977860	WILL			NATL	50	1.3	
TOTAL POPULATION SERVED BY SOURCE WATER SYSTEM - - - - -						50		
UNION WS	1110900	MCHENRY	Acid	ADJ	04/68	542	1.0	
TOTAL POPULATION SERVED BY SOURCE WATER SYSTEM - - - - -						542		
UNION-YORK WATER DIST	0235400	CLARK	NaF	ADJ	/65	542	1.0	
TOTAL POPULATION SERVED BY SOURCE WATER SYSTEM - - - - -						542		
URSA WS	0010700	ADAMS	NaF	ADJ	08/68	558	1.0	
TOTAL POPULATION SERVED BY SOURCE WATER SYSTEM - - - - -						558		
USNTC GREAT LAKES	0975227	LAKE	Acid	ADJ	/76	35000	1.0	
TOTAL POPULATION SERVED BY SOURCE WATER SYSTEM - - - - -						35000		
UTILITIES UNLIMITED WS	1975500	WILL	Acid	ADJ	/69	100	1.0	
TOTAL POPULATION SERVED BY SOURCE WATER SYSTEM - - - - -						100		
VALENTINE MANOR SUBD	0997300	LAKE			NATL	183	0.8	
TOTAL POPULATION SERVED BY SOURCE WATER SYSTEM - - - - -						183		

POPULATION SERVED FLUORIDATED DRINKING WATER BY SOURCE SYSTEM,
CONSECUTIVE SYSTEM, AND COUNTY WITHIN STATE (AS OF 12/31/92)

ILLINOIS

WATER SYSTEMS AND CONSECUTIVE SYSTEMS SERVED	EPA ID NO	COUNTY	CHEM USED	STATUS	FLUOR START DATE	POP SERVED	NATURAL SYSTEMS NAT LEVEL	OPT LEVEL
VALLEY VIEW MUTUAL WC	1797020	TAZEWELL	Acid	ADJ	/56	90		1.0
TOTAL POPULATION SERVED BY SOURCE WATER SYSTEM - - - - -						90		
VALLEY VIEW NO 4, NO 6	1797010	TAZEWELL	Acid	ADJ	/59	233		1.0
TOTAL POPULATION SERVED BY SOURCE WATER SYSTEM - - - - -						233		
VALLEYVIEW SUBD	0375200	DE KALB	Acid	ADJ	/71	119		1.0
TOTAL POPULATION SERVED BY SOURCE WATER SYSTEM - - - - -						119		
VALMEYER WS	1330250	MONROE	NaF	ADJ	/70	897		1.0
TOTAL POPULATION SERVED BY SOURCE WATER SYSTEM - - - - -						897		
VAN ORIN WS	0115000	BUREAU	Acid	ADJ	/68	100		1.0
TOTAL POPULATION SERVED BY SOURCE WATER SYSTEM - - - - -						100		
VANDALIA WS	0510350	FAYETTE	Acid	ADJ	05/67	6114		1.0
VANDALIA CORR CTR	0515500	FAYETTE		CONS		1400		
TOTAL POPULATION SERVED BY SOURCE WATER SYSTEM - - - - -						7514		
VARNA WS	1230300	MARSHALL	Acid	ADJ	/68	405		1.0
TOTAL POPULATION SERVED BY SOURCE WATER SYSTEM - - - - -						405		
VENADO-ARGLE WATER ASSOC	1795050	TAZEWELL	Acid	ADJ	/72	210		1.0
TOTAL POPULATION SERVED BY SOURCE WATER SYSTEM - - - - -						210		
VERMILION WS	0450400	EDGAR	Acid	ADJ	/70	283		1.0
TOTAL POPULATION SERVED BY SOURCE WATER SYSTEM - - - - -						283		
VERMONT WS	0570950	FULTON	Acid	ADJ	12/69	806		1.0
TOTAL POPULATION SERVED BY SOURCE WATER SYSTEM - - - - -						806		
VERSAILLES WS	0090200	BROWN	NaF	ADJ	12/69	447		1.0
TOTAL POPULATION SERVED BY SOURCE WATER SYSTEM - - - - -						447		
VICTORIA WS	0950550	KNOX		NATL		350	2.0	
TOTAL POPULATION SERVED BY SOURCE WATER SYSTEM - - - - -						350		

POPULATION SERVED FLUORIDATED DRINKING WATER BY SOURCE SYSTEM,
CONSECUTIVE SYSTEM, AND COUNTY WITHIN STATE (AS OF 12/31/92)

ILLINOIS

WATER SYSTEMS AND CONSECUTIVE SYSTEMS SERVED	EPA ID NO	COUNTY	CHEM USED	STATUS	FLUOR START DATE	POP SERVED	NATURAL SYSTEMS NAT LEVEL	OPT LEVEL
VIENNA CORR. CENTER	0875510	JOHNSON	OTHER	ADJ	00/00	3200		1.0
TOTAL POPULATION SERVED BY SOURCE WATER SYSTEM - - - - -						3200		
VIENNA WS	0870350	JOHNSON	Acid	ADJ	11/67	1420		1.0
TOTAL POPULATION SERVED BY SOURCE WATER SYSTEM - - - - -						1420		
VILLA GROVE WS	0410350	DOUGLAS	Acid	ADJ	01/71	2734		1.0
TOTAL POPULATION SERVED BY SOURCE WATER SYSTEM - - - - -						2734		
VIOLA WS	1310450	MERCER		NATL		1145	1.9	
TOTAL POPULATION SERVED BY SOURCE WATER SYSTEM - - - - -						1145		
VIRGINIA WS	0170250	CASS	Acid	ADJ	11/69	1709		1.0
TOTAL POPULATION SERVED BY SOURCE WATER SYSTEM - - - - -						1709		
W. LIBERTY-DUNDAS WD	1595050	RICHLAND	NaF	ADJ	/70	494		1.0
TOTAL POPULATION SERVED BY SOURCE WATER SYSTEM - - - - -						494		
WADSWORTH OAKS SUBD	0977320	LAKE		NATL		200	1.5	
TOTAL POPULATION SERVED BY SOURCE WATER SYSTEM - - - - -						200		
WAGGONER WS	1350700	MONTGOMERY	Acid	ADJ	09/68	221		1.0
TOTAL POPULATION SERVED BY SOURCE WATER SYSTEM - - - - -						221		
WALK UP WOODS SUBD	1115800	MCHENRY		NATL		760	0.8	
TOTAL POPULATION SERVED BY SOURCE WATER SYSTEM - - - - -						760		
WALNUT HILL WELL ASSOC	1835150	VERMILION	Acid	ADJ	00/00	183		1.0
TOTAL POPULATION SERVED BY SOURCE WATER SYSTEM - - - - -						183		
WALNUT WS	0111100	BUREAU	NaF	ADJ	/69	1463		1.0
TOTAL POPULATION SERVED BY SOURCE WATER SYSTEM - - - - -						1463		
WAPELLA WS	0390250	DE WITT	NaF	ADJ	01/69	608		1.0
TOTAL POPULATION SERVED BY SOURCE WATER SYSTEM - - - - -						608		

POPULATION SERVED FLUORIDATED DRINKING WATER BY SOURCE SYSTEM,
CONSECUTIVE SYSTEM, AND COUNTY WITHIN STATE (AS OF 12/31/92)

ILLINOIS

WATER SYSTEMS AND CONSECUTIVE SYSTEMS SERVED	EPA ID NO	COUNTY	CHEM USED	STATUS	FLUOR START DATE	POP SERVED	NATURAL SYSTEMS NAT LEVEL	OPT LEVEL
WARREN WS	0850500	JO DAVIESS	Acid	ADJ	05/66	1550		1.0
TOTAL POPULATION SERVED BY SOURCE WATER SYSTEM						1550		
WARRENSBURG WS	1150500	MACON	NaF	ADJ	11/68	1274		1.0
TOTAL POPULATION SERVED BY SOURCE WATER SYSTEM						1274		
WARRENVILLE WS	0430833	DU PAGE	Acid	ADJ	05/68	9700		1.0
TOTAL POPULATION SERVED BY SOURCE WATER SYSTEM						9700		
WARRENVILLE-RAY ST HOMEOWNERS	0430832	DU PAGE	Acid	ADJ	/77	87		1.0
TOTAL POPULATION SERVED BY SOURCE WATER SYSTEM						87		
WARSAW WS	0670650	HANCOCK	Acid	ADJ	10/69	1882		1.0
TOTAL POPULATION SERVED BY SOURCE WATER SYSTEM						1882		
WASHBURN WS	2034940	WOODFORD	Acid	ADJ	/70	1040		1.0
TOTAL POPULATION SERVED BY SOURCE WATER SYSTEM						1040		
WASHINGTON ESTATES INC	1797050	TAZEWELL	Acid	ADJ	/55	1300		1.0
TOTAL POPULATION SERVED BY SOURCE WATER SYSTEM						1300		
WASHINGTON WS	1790750	TAZEWELL	Acid	ADJ	08/68	10099		1.0
TOTAL POPULATION SERVED BY SOURCE WATER SYSTEM						10099		
WATAGA	1870600	WARREN		NATL		890	0.0	
TOTAL POPULATION SERVED BY SOURCE WATER SYSTEM						890		
WATAGA WS	0950600	KNOX		NATL		879	2.3	
TOTAL POPULATION SERVED BY SOURCE WATER SYSTEM						879		
WATER WORKS (TAYLOR RIDGE)	1615130	ROCK ISLAND	Acid	ADJ	/78	40		1.0
TOTAL POPULATION SERVED BY SOURCE WATER SYSTEM						40		
WATERLOO WS	1330300	MONROE	NaF	ADJ	07/68	5072		1.0
TOTAL POPULATION SERVED BY SOURCE WATER SYSTEM						5072		
WATERMAN WS	0370600	DE KALB	Acid	ADJ	12/69	1074		1.0
TOTAL POPULATION SERVED BY SOURCE WATER SYSTEM						1074		

POPULATION SERVED FLUORIDATED DRINKING WATER BY SOURCE SYSTEM,
CONSECUTIVE SYSTEM, AND COUNTY WITHIN STATE (AS OF 12/31/92)

ILLINOIS

WATER SYSTEMS AND CONSECUTIVE SYSTEMS SERVED	EPA ID NO	COUNTY	CHEM USED	STATUS	FLUOR START DATE	POP SERVED	NATURAL SYSTEMS NAT LEVEL	OPT LEVEL
WATSEKA WS	0750900	IROQUOIS	NaF	ADJ	11/70	5424		1.0
TOTAL POPULATION SERVED BY SOURCE WATER SYSTEM - - - - -						5424		
WATSON WS	0490500	EFFINGHAM	Acid	ADJ	10/83	646		1.0
TOTAL POPULATION SERVED BY SOURCE WATER SYSTEM - - - - -						646		
WATUHIYI WW CO	1235150	MARSHALL		NATL		263	2.0	
TOTAL POPULATION SERVED BY SOURCE WATER SYSTEM - - - - -						263		
WAUCONDA WS	0971850	LAKE	Acid	ADJ	03/69	6294		1.0
TOTAL POPULATION SERVED BY SOURCE WATER SYSTEM - - - - -						6294		
WAUKEGAN WS	0971900	LAKE	NaSiF6	ADJ	03/52	74069		1.0
PARK CITY	0971400	LAKE		CONS		1400		
WAUKEGAN DEV CTR	0975360	LAKE		CONS		450		
TOTAL POPULATION SERVED BY SOURCE WATER SYSTEM - - - - -						75919		
WAVERLY WS	1370450	MORGAN	Acid	ADJ	10/67	1402		1.0
TOTAL POPULATION SERVED BY SOURCE WATER SYSTEM - - - - -						1402		
WAYNE CITY WS	1910450	WAYNE	Acid	ADJ	11/69	1444		1.0
SIMS	1910400	WAYNE		CONS		364		
TOTAL POPULATION SERVED BY SOURCE WATER SYSTEM - - - - -						1808		
WAYNESVILLE	0390300	DE WITT	Acid	ADJ	11/70	440		1.0
TOTAL POPULATION SERVED BY SOURCE WATER SYSTEM - - - - -						440		
WELDON WS	0390350	DE WITT	NaF	ADJ	/69	361		1.0
TOTAL POPULATION SERVED BY SOURCE WATER SYSTEM - - - - -						361		
WELLINGTON WS	0750950	IROQUOIS	NaF	ADJ	/70	294		1.0
TOTAL POPULATION SERVED BY SOURCE WATER SYSTEM - - - - -						294		
WENONA WS	1234950	MARSHALL		NATL		1045	1.7	
TOTAL POPULATION SERVED BY SOURCE WATER SYSTEM - - - - -						1045		

POPULATION SERVED FLUORIDATED DRINKING WATER BY SOURCE SYSTEM,
CONSECUTIVE SYSTEM, AND COUNTY WITHIN STATE (AS OF 12/31/92)

ILLINOIS

WATER SYSTEMS AND CONSECUTIVE SYSTEMS SERVED	EPA ID NO	COUNTY	CHEM USED	STATUS	FLUOR START DATE	POP SERVED	NATURAL SYSTEMS NAT LEVEL	OPT LEVEL
WERMES SUBD	0895750	KANE		NATL		150	1.4	
TOTAL POPULATION SERVED BY SOURCE WATER SYSTEM - - - - -						150		
WERNER GOER SUBD	0495300	EFFINGHAM	Acid	ADJ	/68	33		1.0
TOTAL POPULATION SERVED BY SOURCE WATER SYSTEM - - - - -						33		
WEST BROOKLYN	1030550	LEE	NaF	ADJ	/68	164		1.0
TOTAL POPULATION SERVED BY SOURCE WATER SYSTEM - - - - -						164		
WEST CHICAGO WS	0430900	DU PAGE	Acid	ADJ	06/68	14796		1.0
TOTAL POPULATION SERVED BY SOURCE WATER SYSTEM - - - - -						14796		
WEST DUNDEE WS	0890950	KANE	Acid	ADJ	/68	3728		1.0
TOTAL POPULATION SERVED BY SOURCE WATER SYSTEM - - - - -						3728		
WEST POINT	0670700	HANCOCK	NaSiF6	ADJ	/68	214		1.0
TOTAL POPULATION SERVED BY SOURCE WATER SYSTEM - - - - -						214		
WEST SALEM	0470200	EDWARDS	Acid	ADJ	/68	1065		1.0
TOTAL POPULATION SERVED BY SOURCE WATER SYSTEM - - - - -						1065		
WEST SHORE PARK	0977370	LAKE		NATL		528	0.0	
TOTAL POPULATION SERVED BY SOURCE WATER SYSTEM - - - - -						528		
WEST SUBURBAN	1974151	WILL	Acid	ADJ	/69	24023		1.0
TOTAL POPULATION SERVED BY SOURCE WATER SYSTEM - - - - -						24023		
WESTERN SPGS WS	0313180	COOK		NATL		11984	1.2	
TOTAL POPULATION SERVED BY SOURCE WATER SYSTEM - - - - -						11984		
WESTFIELD WS	0230200	CLARK	NaF	ADJ	/68	676		1.0
TOTAL POPULATION SERVED BY SOURCE WATER SYSTEM - - - - -						676		
WESTPORT WTR MUTUAL	0955100	KNOX	Acid	ADJ	/63	90		1.0
TOTAL POPULATION SERVED BY SOURCE WATER SYSTEM - - - - -						90		
WHISPERING HILLS WC	1115700	MCHENRY	Acid	ADJ	/42	6000		1.0
TOTAL POPULATION SERVED BY SOURCE WATER SYSTEM - - - - -						6000		

POPULATION SERVED FLUORIDATED DRINKING WATER BY SOURCE SYSTEM,
CONSECUTIVE SYSTEM, AND COUNTY WITHIN STATE (AS OF 12/31/92)

ILLINOIS

WATER SYSTEMS AND CONSECUTIVE SYSTEMS SERVED	EPA ID NO	COUNTY	CHEM USED	STATUS	FLUOR START DATE	POP SERVED	NATURAL SYSTEMS NAT LEVEL	OPT LEVEL
WHITE HEATH W W	1475050	PIATT	Acid	ADJ	/70	425		1.0
TOTAL POPULATION SERVED BY SOURCE WATER SYSTEM - - - - -						425		
WHITE OAK ESTATES	1035050	LEE	Acid	ADJ	/70	330		1.0
TOTAL POPULATION SERVED BY SOURCE WATER SYSTEM - - - - -						330		
WILLIAMSFIELD WS	0950650	KNOX		NATL		571	3.1	
TOTAL POPULATION SERVED BY SOURCE WATER SYSTEM - - - - -						571		
WILLOW HILL WS	0790300	JASPER	Acid	ADJ	/68	268		1.0
TOTAL POPULATION SERVED BY SOURCE WATER SYSTEM - - - - -						268		
WILLOWBROOK UTIL CO	1977870	WILL	Acid	ADJ	/72	1568		1.0
TOTAL POPULATION SERVED BY SOURCE WATER SYSTEM - - - - -						1568		
WILMETTE WS	0313300	COOK	Acid	ADJ	12/58	26690		1.0
CIT CHICAGO SUBR UTIL D	0315150	COOK		CONS		21264		
CIT WAYCINDEN DIV	0315910	COOK		CONS		5088		
GLENVIEW	0311020	COOK		CONS		37093		
USNAS GLENVIEW	0315647	COOK		CONS		1755		
TOTAL POPULATION SERVED BY SOURCE WATER SYSTEM - - - - -						91890		
WILMINGTON WS	1971100	WILL	Acid	ADJ	00/00	4743		1.0
TOTAL POPULATION SERVED BY SOURCE WATER SYSTEM - - - - -						4743		
WINCHESTER WS	1710350	SCOTT	Acid	ADJ	/68	1769		1.0
TOTAL POPULATION SERVED BY SOURCE WATER SYSTEM - - - - -						1769		
WINDING CREEK ESTATES	1615850	ROCK ISLAND	Acid	ADJ	/80	80		1.0
TOTAL POPULATION SERVED BY SOURCE WATER SYSTEM - - - - -						80		
WINDSOR WS	1730550	SHELBY	NaF	ADJ	/70	1143		1.0
TOTAL POPULATION SERVED BY SOURCE WATER SYSTEM - - - - -						1143		
WINDWOOD WTR SYS INC	0955040	KNOX	Acid	ADJ	/74	161		1.0
TOTAL POPULATION SERVED BY SOURCE WATER SYSTEM - - - - -						161		

POPULATION SERVED FLUORIDATED DRINKING WATER BY SOURCE SYSTEM,
CONSECUTIVE SYSTEM, AND COUNTY WITHIN STATE (AS OF 12/31/92)

ILLINOIS

WATER SYSTEMS AND CONSECUTIVE SYSTEMS SERVED	EPA ID NO	COUNTY	CHEM USED	STATUS	FLUOR START DATE	POP SERVED	NATURAL SYSTEMS NAT LEVEL	OPT LEVEL
WINFIELD WS	0431150	DU PAGE	Acid	ADJ	10/68	7096		1.0
TOTAL POPULATION SERVED BY SOURCE WATER SYSTEM - - - - -						7096		
WINNEBAGO WS	2010500	WINNEBAGO	Acid	ADJ	10/69	1840		1.0
TOTAL POPULATION SERVED BY SOURCE WATER SYSTEM - - - - -						1840		
WINNETKA WS	0313330	COOK	NaSiF6	ADJ	12/52	12174		1.0
NORTHFIELD	0312100	COOK		CONS		4635		
TOTAL POPULATION SERVED BY SOURCE WATER SYSTEM - - - - -						16809		
WINSLOW WS	1770550	STEPHENSON	Acid	ADJ	04/69	317		1.0
TOTAL POPULATION SERVED BY SOURCE WATER SYSTEM - - - - -						317		
WITT WS	1350850	MONTGOMERY	Acid	ADJ	01/71	1382		1.0
IRVING	1350350	MONTGOMERY		CONS		516		
TOTAL POPULATION SERVED BY SOURCE WATER SYSTEM - - - - -						1898		
WMSFLD	1870650	WARREN		NATL		625	0.0	
TOTAL POPULATION SERVED BY SOURCE WATER SYSTEM - - - - -						625		
WOLF RIDGE WELL CORP	0735120	HENRY	NaF	ADJ	/73	160		1.0
TOTAL POPULATION SERVED BY SOURCE WATER SYSTEM - - - - -						160		
WONDER LAKE WS	1115750	MCHENRY	Acid	ADJ	09/69	1024		1.0
TOTAL POPULATION SERVED BY SOURCE WATER SYSTEM - - - - -						1024		
WOOD PARK WATER CO	1615900	ROCK ISLAND	NaF	ADJ	/73	40		1.0
TOTAL POPULATION SERVED BY SOURCE WATER SYSTEM - - - - -						40		
WOOD RIVER WS	1191150	MADISON	Acid	ADJ	/70	11490		1.0
TOTAL POPULATION SERVED BY SOURCE WATER SYSTEM - - - - -						11490		
WOODHAVEN LAKES SUBD	1035100	LEE	Acid	ADJ	/71	4600		1.0
TOTAL POPULATION SERVED BY SOURCE WATER SYSTEM - - - - -						4600		
WOODHULL WS	0730750	HENRY		NATL		900	2.1	
TOTAL POPULATION SERVED BY SOURCE WATER SYSTEM - - - - -						900		

POPULATION SERVED FLUORIDATED DRINKING WATER BY SOURCE SYSTEM,
CONSECUTIVE SYSTEM, AND COUNTY WITHIN STATE (AS OF 12/31/92)

ILLINOIS

WATER SYSTEMS AND CONSECUTIVE SYSTEMS SERVED	EPA ID NO	COUNTY	CHEM USED	STATUS	FLUOR START DATE	POP SERVED	NATURAL NAT LEVEL	SYSTEMS OPT LEVEL
WOODLAND HEIGHTS EST WS	1435760	PEORIA	Acid	ADJ	/73	315		1.0
TOTAL POPULATION SERVED BY SOURCE WATER SYSTEM - - - - -						315		
WOODLAND WS	0751000	IROQUOIS	Acid	ADJ	/70	532		1.0
TOTAL POPULATION SERVED BY SOURCE WATER SYSTEM - - - - -						532		
WOODLAWN UTIL CORP	1415050	OGLE	Acid	ADJ	/61	280		1.0
TOTAL POPULATION SERVED BY SOURCE WATER SYSTEM - - - - -						280		
WOODSTOCK WS	1110950	MCHENRY	Acid	ADJ	09/66	14353		1.0
TOTAL POPULATION SERVED BY SOURCE WATER SYSTEM - - - - -						14353		
WOODWAY COURT SUBD	1797250	TAZEWELL	Acid	ADJ	/63	45		1.0
TOTAL POPULATION SERVED BY SOURCE WATER SYSTEM - - - - -						45		
WORDEN WS	1191200	MADISON	Acid	ADJ	/70	896		1.0
TOTAL POPULATION SERVED BY SOURCE WATER SYSTEM - - - - -						896		
WSCO-COLONIAL MEADOWS SUBD	1135100	MCLEAN	Acid	ADJ	/62	275		1.0
TOTAL POPULATION SERVED BY SOURCE WATER SYSTEM - - - - -						275		
WYANET WS	0111150	BUREAU	Acid	ADJ	/68	1017		1.0
TOTAL POPULATION SERVED BY SOURCE WATER SYSTEM - - - - -						1017		
WYOMING WS	1750200	STARK		NATL		1614	1.8	
TOTAL POPULATION SERVED BY SOURCE WATER SYSTEM - - - - -						1614		
YATES CITY WS	0950700	KNOX		NATL		800	2.9	
TOTAL POPULATION SERVED BY SOURCE WATER SYSTEM - - - - -						800		
YORK CENTER COOP	0437550	DU PAGE	Acid	ADJ	03/54	240		1.0
TOTAL POPULATION SERVED BY SOURCE WATER SYSTEM - - - - -						240		
YORKVILLE WS	0930250	KENDALL	OTHER	ADJ	00/00	3925		1.0
TOTAL POPULATION SERVED BY SOURCE WATER SYSTEM - - - - -						3925		

STATE SUMMARY DATA AS OF 12/31/92

INDIANA

SYSTEM SIZE CLASSIFICATION

	FLUORIDATED SYSTEMS		PUBLIC WATER SYSTEMS	
	NUMBER OF SYSTEMS	TOTAL POPULATION	NUMBER OF SYSTEMS	TOTAL POPULATION
=<1,000	227	127,416	427	59,000
1,001-5,000	213	502,404	389	668,000
5,001-10,000	54	384,737	62	428,000
10,001-50,000	46	1,005,637	49	1,024,000
50,001-100,000	5	337,695	5	342,000
>100,000	6	1,437,549	5	1,326,000
TOTAL	551	3,795,438	937	3,848,000

FLUORIDATED SYSTEM CLASSIFICATION

	NUMBER	POPULATION	PERCENTAGE (POP.)
ADJUSTED	346	3,313,182	87.3
CONSECUTIVE	111	218,023	5.7
NATURAL	94	264,233	7.0
TOTAL	551	3,795,438	

SCHOOLS, INDIAN AND MILITARY SYSTEMS

	ADJUSTED		NATURAL	
	NUMBER	POP.	NUMBER	POP.
TOTAL SCHOOLS	78	34,570	1	1,036
INDIAN SYSTEMS	0	0	0	0
INDIAN SCHOOLS	0	0	0	0
MILITARY SYSTEMS	1	1,500	0	0

CHEMICAL USAGE OF FLUORIDATING SYSTEMS

	NUMBER	POPULATION
SODIUM FLUORIDE	291	721,750
SODIUM SILICOFUORIDE	47	1,287,856
HYDROFLUOSILICIC ACID	116	1,527,560

POPULATION SERVED FLUORIDATED DRINKING WATER BY SOURCE SYSTEM,
CONSECUTIVE SYSTEM, AND COUNTY WITHIN STATE (AS OF 12/31/92)

INDIANA

WATER SYSTEMS AND CONSECUTIVE SYSTEMS SERVED	EPA ID NO	COUNTY	CHEM USED	STATUS	FLUOR START DATE	POP SERVED	NATURAL SYSTEMS NAT LEVEL	OPT LEVEL
ABOTTE TWP	5202014	ALLEN		NATL		7600	0.9	
TOTAL POPULATION SERVED BY SOURCE WATER SYSTEM - - - - -						7600		
ADVANCE	5206001	BOONE		NATL		550	1.2	
TOTAL POPULATION SERVED BY SOURCE WATER SYSTEM - - - - -						550		
ALBION	5257001	NOBLE		NATL		1630	0.9	
TOTAL POPULATION SERVED BY SOURCE WATER SYSTEM - - - - -						1630		
ALEXANDRIA	5248001	MADISON	Acid	ADJ	/68	6030		1.0
TOTAL POPULATION SERVED BY SOURCE WATER SYSTEM - - - - -						6030		
ANDERSON	5248002	MADISON	Acid	ADJ	/63	62148		1.0
TOTAL POPULATION SERVED BY SOURCE WATER SYSTEM - - - - -						62148		
ANDREWS	5235001	HUNTINGTON	NaF	ADJ	/84	1237		1.0
TOTAL POPULATION SERVED BY SOURCE WATER SYSTEM - - - - -						1237		
ANGOLA	5276001	STEUBEN	NaF	ADJ	/72	5486		1.0
TOTAL POPULATION SERVED BY SOURCE WATER SYSTEM - - - - -						5486		
ARCADIA	5229001	HAMILTON	NaF	ADJ	00/93	1680		1.0
TOTAL POPULATION SERVED BY SOURCE WATER SYSTEM - - - - -						1680		
ARGOS	5250001	MARSHALL	NaF	ADJ	/75	1680		1.0
TOTAL POPULATION SERVED BY SOURCE WATER SYSTEM - - - - -						1680		
ARLINGTON HEIGHTS	5235002	ALLEN		NATL		200	0.7	
TOTAL POPULATION SERVED BY SOURCE WATER SYSTEM - - - - -						200		
ASHLEY HUDSON	5276002 5276022	DEKALB / STEUBEN STEUBEN	NaF	ADJ CONS	/82	721 440		1.0
TOTAL POPULATION SERVED BY SOURCE WATER SYSTEM - - - - -						1161		
ATTICA	5223001	FOUNTAIN	Acid	ADJ	01/86	3830		1.0
TOTAL POPULATION SERVED BY SOURCE WATER SYSTEM - - - - -						3830		

POPULATION SERVED FLUORIDATED DRINKING WATER BY SOURCE SYSTEM,
CONSECUTIVE SYSTEM, AND COUNTY WITHIN STATE (AS OF 12/31/92)

INDIANA

WATER SYSTEMS AND CONSECUTIVE SYSTEMS SERVED	EPA ID NO	COUNTY	CHEM USED	STATUS	FLUOR START DATE	POP SERVED	NATURAL SYSTEMS NAT LEVEL	OPT LEVEL
ATWOOD ELEMENTARY	2431073	KOSCIUSKO	NaSiF6	ADJ	/85	174		4.5
TOTAL POPULATION SERVED BY SOURCE WATER SYSTEM - - - - -						174		
AUBURN	5217001	DE KALB		NATL		9379	1.0	
TOTAL POPULATION SERVED BY SOURCE WATER SYSTEM - - - - -						9379		
AURORA	5215001	DEARBORN	Acid	ADJ	/67	4070		1.0
DILLSBORO	5215002	DEARBORN		CONS		1330		
ELROD	5269002	RIPLEY		CONS		910		
HOGAN WTR CO (PART)	5215005	DEARBORN		CONS		770		
TOTAL POPULATION SERVED BY SOURCE WATER SYSTEM - - - - -						7080		
AVILLA	5257002	NOBLE		NATL		1280	1.0	
TOTAL POPULATION SERVED BY SOURCE WATER SYSTEM - - - - -						1280		
BAER FIELD MUNICIPAL AIRPORT		ALLEN		NATL		3000	0.8	
TOTAL POPULATION SERVED BY SOURCE WATER SYSTEM - - - - -						3000		
BAINBRIDGE	5267001	PUTNAM	NaF	ADJ	/82	680		1.0
TOTAL POPULATION SERVED BY SOURCE WATER SYSTEM - - - - -						680		
BARGERSVILLE	5241001	JOHNSON	NaF	ADJ	/81	7070		1.0
TOTAL POPULATION SERVED BY SOURCE WATER SYSTEM - - - - -						7070		
BATESVILLE	5269001	RIPLEY	Acid	ADJ	/52	4140		1.0
OLDENBURG	5224006	FRANKLIN		CONS		715		
TOTAL POPULATION SERVED BY SOURCE WATER SYSTEM - - - - -						4855		
BATTLE GROUND	5279002	TIPPECANOE	NaF	ADJ	/79	810		1.0
TOTAL POPULATION SERVED BY SOURCE WATER SYSTEM - - - - -						810		
BEAN BLOSSOM-PATRICKSBURG RURA	5260001	OWEN	NaF	ADJ	/81	1720		1.0
TOTAL POPULATION SERVED BY SOURCE WATER SYSTEM - - - - -						1720		
BEDFORD	5247001	LAWRENCE	NaSiF6	ADJ	/52	14390		1.0
EAST LAWRENCE RW	5247002	LAWRENCE		CONS		4150		
OOLITIC	5247005	LAWRENCE		CONS		1490		
TOTAL POPULATION SERVED BY SOURCE WATER SYSTEM - - - - -						20030		

POPULATION SERVED FLUORIDATED DRINKING WATER BY SOURCE SYSTEM,
CONSECUTIVE SYSTEM, AND COUNTY WITHIN STATE (AS OF 12/31/92)

INDIANA

WATER SYSTEMS AND CONSECUTIVE SYSTEMS SERVED	EPA ID NO	COUNTY	CHEM USED	STATUS	FLUOR START DATE	POP SERVED	NATURAL SYSTEMS NAT LEVEL	OPT LEVEL
BERNE	5201001	ADAMS			NATL	3290	1.3	
TOTAL POPULATION SERVED BY SOURCE WATER SYSTEM - - - - -						3290		
BLOOMINGTON	5253002	MONROE	Acid	ADJ	/70	51870		1.0
B&B WTR PROJECT INC	5253001	MONROE		CONS		2900		
EASTERN MONROE W CORP	5253003	MONROE		CONS		1670		
ELLETTSVILLE	5253004	MONROE		CONS		5490		
NASHVILLE (PART)	5207002	MONROE		CONS		1730		
RHORER-SCHACHT-HARRELL RD WC		MONROE		CONS		160		
SOUTHERN MONROE WC	5253007	MONROE		CONS		4330		
VAN BUREN WTR CORP	5253008	MONROE		CONS		3330		
TOTAL POPULATION SERVED BY SOURCE WATER SYSTEM - - - - -						71480		
BLUE RIVER ELEM.	2330889	HENRY		ADJ	/77	450		4.5
TOTAL POPULATION SERVED BY SOURCE WATER SYSTEM - - - - -						450		
BLUFFTON	5290001	WELLS			NATL	8620	0.7	
TOTAL POPULATION SERVED BY SOURCE WATER SYSTEM - - - - -						8620		
BOONE GROVE SCHOOL		PORTER		ADJ	/78	918		4.5
TOTAL POPULATION SERVED BY SOURCE WATER SYSTEM - - - - -						918		
BOONVILLE	5287001	WARRICK	NaF	ADJ	/67	9450		1.0
GENTRYVILLE	5274004	WARRICK		CONS		900		
TENNYSON	5287007	WARRICK		CONS		2770		
TOTAL POPULATION SERVED BY SOURCE WATER SYSTEM - - - - -						13120		
BORDEN TRI-COUNTY	5210002	CLARK	NaF	ADJ	/79	6429		1.0
TOTAL POPULATION SERVED BY SOURCE WATER SYSTEM - - - - -						6429		
BOSWELL	5204002	BENTON	NaF	ADJ	00/92	810		1.0
TOTAL POPULATION SERVED BY SOURCE WATER SYSTEM - - - - -						810		
BOURBON	0000010	MARSHALL	NaF	ADJ	00/00	1550		1.0
TOTAL POPULATION SERVED BY SOURCE WATER SYSTEM - - - - -						1550		
BRAZIL	5211001	CLAY	NaF	ADJ	/56	11000		1.0
CARBON	5211002	CLAY		CONS		790		
CENTER POINT	5211003	CLAY		CONS		420		
KNIGHTSVILLE	5211006	CLAY		CONS		137		
TOTAL POPULATION SERVED BY SOURCE WATER SYSTEM - - - - -						12347		

POPULATION SERVED FLUORIDATED DRINKING WATER BY SOURCE SYSTEM,
CONSECUTIVE SYSTEM, AND COUNTY WITHIN STATE (AS OF 12/31/92)

INDIANA

WATER SYSTEMS AND CONSECUTIVE SYSTEMS SERVED	EPA ID NO	COUNTY	CHEM USED	STATUS	FLUOR START DATE	POP SERVED	NATURAL SYSTEMS NAT LEVEL	OPT LEVEL
BREMEN	5250003	MARSHALL	NaF	ADJ	/75	3560		1.0
TOTAL POPULATION SERVED BY SOURCE WATER SYSTEM - - - - -						3560		
BRISTOL	5220001	ELKHART	NaF	ADJ	/83	125		1.0
TOTAL POPULATION SERVED BY SOURCE WATER SYSTEM - - - - -						125		
BROOK	5256002	NEWTON	NaF	ADJ	/82	926		1.0
TOTAL POPULATION SERVED BY SOURCE WATER SYSTEM - - - - -						926		
BROOKLYN	5255002	MORGAN	NaF	ADJ	/81	890		1.0
TOTAL POPULATION SERVED BY SOURCE WATER SYSTEM - - - - -						890		
BROOKSTON	5291002	WHITE	NaF	ADJ	/67	1700		1.0
TOTAL POPULATION SERVED BY SOURCE WATER SYSTEM - - - - -						1700		
BROOKVILLE	5224001	FRANKLIN	NaF	ADJ	/68	2870		1.0
TOTAL POPULATION SERVED BY SOURCE WATER SYSTEM - - - - -						2870		
BROWN CO NASHVILLE (PART)	5207001	BROWN	Acid	ADJ	/84	6800		1.0
	5207002	MONROE		CONS		1200		
TOTAL POPULATION SERVED BY SOURCE WATER SYSTEM - - - - -						8000		
BROWNSBURG	5232002	HENDRICKS		NATL		6210	0.8	
TOTAL POPULATION SERVED BY SOURCE WATER SYSTEM - - - - -						6210		
BRUCEVILLE	5242003	KNOX	NaF	ADJ	/80	774		1.0
TOTAL POPULATION SERVED BY SOURCE WATER SYSTEM - - - - -						774		
BRUMMITT ELEM	2640022	PORTER	NaF	ADJ	/79	447		4.5
TOTAL POPULATION SERVED BY SOURCE WATER SYSTEM - - - - -						447		
BUNKER HILL	5252003	MIAMI		NATL		978	1.0	
TOTAL POPULATION SERVED BY SOURCE WATER SYSTEM - - - - -						978		
BUTLER	5217003	DE KALB		NATL		2700	0.8	
TOTAL POPULATION SERVED BY SOURCE WATER SYSTEM - - - - -						2700		

POPULATION SERVED FLUORIDATED DRINKING WATER BY SOURCE SYSTEM,
CONSECUTIVE SYSTEM, AND COUNTY WITHIN STATE (AS OF 12/31/92)

INDIANA

WATER SYSTEMS AND CONSECUTIVE SYSTEMS SERVED	EPA ID NO	COUNTY	CHEM USED	STATUS	FLUOR START DATE	POP SERVED	NATURAL SYSTEMS NAT LEVEL	OPT LEVEL
CAMBRIDGE CITY	5289002	WAYNE	NaF	ADJ	/68	2390		1.0
TOTAL POPULATION SERVED BY SOURCE WATER SYSTEM - - - - -						2390		
CAMDEN	5208001	CARROLL	NaF	ADJ	/81	620		1.0
TOTAL POPULATION SERVED BY SOURCE WATER SYSTEM - - - - -						620		
CANNELTON	5262002	PERRY	NaF	ADJ	01/88	2280		1.0
TOTAL POPULATION SERVED BY SOURCE WATER SYSTEM - - - - -						2280		
CARMEL	5229004	HAMILTON	NaF	ADJ	/56	18070		1.0
TOTAL POPULATION SERVED BY SOURCE WATER SYSTEM - - - - -						18070		
CARROLL ELEMENTARY	2080805	CARROLL	NaF	ADJ		1225		4.5
TOTAL POPULATION SERVED BY SOURCE WATER SYSTEM - - - - -						1225		
CARTHAGE	5270001	RUSH	NaF	ADJ	/80	880		1.0
TOTAL POPULATION SERVED BY SOURCE WATER SYSTEM - - - - -						880		
CENTERVILLE	5289003	WAYNE	NaF	ADJ	/81	2390		1.0
TOTAL POPULATION SERVED BY SOURCE WATER SYSTEM - - - - -						2390		
CHALMERS	5291003	WHITE	NaF	ADJ	/84	553		1.0
TOTAL POPULATION SERVED BY SOURCE WATER SYSTEM - - - - -						553		
CHANDLER	5287002	WARRICK	Acid	ADJ	/80	7710		1.0
TOTAL POPULATION SERVED BY SOURCE WATER SYSTEM - - - - -						7710		
CHARLESTOWN	5210003	CLARK	NaF	ADJ	/66	6800		1.0
MARYSVILLE-OTISCO-NABB WTR CO	5210006	CLARK		CONS		3915		
TOTAL POPULATION SERVED BY SOURCE WATER SYSTEM - - - - -						10715		
CHESTERFIELD	5248004	MADISON	NaF	ADJ	/79	2700		1.0
TOTAL POPULATION SERVED BY SOURCE WATER SYSTEM - - - - -						2700		
CHESTERTON	5264004	PORTER	Acid	ADJ	/72	8490		1.0
TOTAL POPULATION SERVED BY SOURCE WATER SYSTEM - - - - -						8490		

POPULATION SERVED FLUORIDATED DRINKING WATER BY SOURCE SYSTEM,
CONSECUTIVE SYSTEM, AND COUNTY WITHIN STATE (AS OF 12/31/92)

INDIANA

WATER SYSTEMS AND CONSECUTIVE SYSTEMS SERVED	EPA ID NO	COUNTY	CHEM USED	STATUS	FLUOR START DATE	POP SERVED	NATURAL NAT LEVEL	SYSTEMS OPT LEVEL
CHRISNEY	5274001	SPENCER	NaF	ADJ	/80	560		1.0
TOTAL POPULATION SERVED BY SOURCE WATER SYSTEM - - - - -						560		
CHURUBUSCO	5292003	WHITLEY		NATL		1952	1.0	
TOTAL POPULATION SERVED BY SOURCE WATER SYSTEM - - - - -						1952		
CICERO	5229005	HAMILTON	NaF	ADJ	/81	2550		1.0
TOTAL POPULATION SERVED BY SOURCE WATER SYSTEM - - - - -						2550		
CLARKS HILL	5279006	TIPPECANOE	NaF	ADJ	/84	660		1.0
TOTAL POPULATION SERVED BY SOURCE WATER SYSTEM - - - - -						660		
CLAY CITY	5211004	CLAY	NaF	ADJ	00/93	990		1.0
TOTAL POPULATION SERVED BY SOURCE WATER SYSTEM - - - - -						990		
CLEARWATER UTILITIES		ALLEN		NATL		4986	0.0	
TOTAL POPULATION SERVED BY SOURCE WATER SYSTEM - - - - -						4986		
CLINTON	5283004	VERMILLION	NaF	ADJ	/83	5260		1.0
CLINTON TWP	5283003	VERMILLION		CONS		1640		
ST BERNICE WTR CORP	5283010	VERMILLION		CONS		790		
TOTAL POPULATION SERVED BY SOURCE WATER SYSTEM - - - - -						7690		
CLOVERDALE	5267003	PUTNAM	Acid	ADJ	/84	1360		1.0
TOTAL POPULATION SERVED BY SOURCE WATER SYSTEM - - - - -						1360		
COLFAX	5212001	CLINTON	NaF	ADJ	/79	820		1.0
TOTAL POPULATION SERVED BY SOURCE WATER SYSTEM - - - - -						820		
COLLEGE CORNER ELEM	2480016	MADISON	NaF	ADJ	/77	369		4.5
TOTAL POPULATION SERVED BY SOURCE WATER SYSTEM - - - - -						369		
COLUMBIA CITY	5292004	WHITLEY		NATL		5070	1.0	
TOTAL POPULATION SERVED BY SOURCE WATER SYSTEM - - - - -						5070		
COLUMBUS	5203002	BARTHOLOMEW	NaSiF6	ADJ	/52	27141		1.0

POPULATION SERVED FLUORIDATED DRINKING WATER BY SOURCE SYSTEM,
CONSECUTIVE SYSTEM, AND COUNTY WITHIN STATE (AS OF 12/31/92)

INDIANA

WATER SYSTEMS AND CONSECUTIVE SYSTEMS SERVED	EPA ID NO	COUNTY	CHEM USED	STATUS	FLUOR START DATE	POP SERVED	NATURAL SYSTEMS NAT LEVEL	OPT LEVEL
SOUTH WESTERN BARTHOLOMEW	5203008	BARTHOLOMEW		CONS		4252		
TOTAL POPULATION SERVED BY SOURCE WATER SYSTEM - - - - -						31393		
CONCORD OX-BOW ELEM	2200040	ELKHART	NaF	ADJ		468		4.5
TOTAL POPULATION SERVED BY SOURCE WATER SYSTEM - - - - -						468		
CONCORD SOUTH ELEM	2200041	ELKHART	NaF	ADJ	/78	486		4.5
TOTAL POPULATION SERVED BY SOURCE WATER SYSTEM - - - - -						486		
COOLSPRING ELEM	2460035	LA PORTE	NaF	ADJ	/79	401		4.5
TOTAL POPULATION SERVED BY SOURCE WATER SYSTEM - - - - -						401		
CORYDON	5231001	HARRISON	NaF	ADJ	/66	3503		1.0
EAST HARRISON WC	5231002	HARRISON		CONS		1296		
TOTAL POPULATION SERVED BY SOURCE WATER SYSTEM - - - - -						4799		
COVINGTON	5223002	FOUNTAIN	NaF	ADJ	/81	2890		1.0
TOTAL POPULATION SERVED BY SOURCE WATER SYSTEM - - - - -						2890		
COWAN ELEM	2180850	DELAWARE	NaF	ADJ	/77	333		4.5
TOTAL POPULATION SERVED BY SOURCE WATER SYSTEM - - - - -						333		
CRANE NAVAL CENTER	5251003	MARTIN	NaF	ADJ	/84	4053		1.0
BURNS CITY	5251001	MARTIN		CONS		150		
CRANE	5251002	MARTIN		CONS		300		
TOTAL POPULATION SERVED BY SOURCE WATER SYSTEM - - - - -						4503		
CRAWFORDSVILLE-IN CITIES W CO	5254005	MONTGOMERY	Acid	ADJ	/64	12570		1.0
TOTAL POPULATION SERVED BY SOURCE WATER SYSTEM - - - - -						12570		
CRITCHFIELD, FW ELEM	2460025	LA PORTE	NaF	ADJ	/78	494		4.5
TOTAL POPULATION SERVED BY SOURCE WATER SYSTEM - - - - -						494		
CROSS CLIFF ELEM	2030835	BARTHOLOMEW	NaF	ADJ	/77	186		4.5
TOTAL POPULATION SERVED BY SOURCE WATER SYSTEM - - - - -						186		
CROTHERSVILLE	5236001	JACKSON	NaF	ADJ	/81	1950		1.0
TOTAL POPULATION SERVED BY SOURCE WATER SYSTEM - - - - -						1950		

POPULATION SERVED FLUORIDATED DRINKING WATER BY SOURCE SYSTEM,
CONSECUTIVE SYSTEM, AND COUNTY WITHIN STATE (AS OF 12/31/92)

INDIANA

WATER SYSTEMS AND CONSECUTIVE SYSTEMS SERVED	EPA ID NO	COUNTY	CHEM USED	STATUS	FLUOR START DATE	POP SERVED	NATURAL SYSTEMS NAT LEVEL	OPT LEVEL
CROWN POINT	5245008	LAKE	Acid	ADJ	/73	18000		1.0
TOTAL POPULATION SERVED BY SOURCE WATER SYSTEM - - - - -						18000		
CULVER	5250005	MARSHALL	Acid	ADJ	/53	2100		1.0
TOTAL POPULATION SERVED BY SOURCE WATER SYSTEM - - - - -						2100		
CUMBERLAND		MARION			NATL	2234	0.0	
TOTAL POPULATION SERVED BY SOURCE WATER SYSTEM - - - - -						2234		
CUMBERLAND ROAD ELEM		HAMILTON	NaF	ADJ	/80	519		4.5
TOTAL POPULATION SERVED BY SOURCE WATER SYSTEM - - - - -						519		
CUNNINGHAM ELEM	2480018	MADISON	NaF	ADJ	/77	248		4.5
TOTAL POPULATION SERVED BY SOURCE WATER SYSTEM - - - - -						248		
DALEVILLE ELEM	2180020	DELAWARE	NaF	ADJ	/77	355		4.5
TOTAL POPULATION SERVED BY SOURCE WATER SYSTEM - - - - -						355		
DANVILLE	5232004	HENDRICKS			NATL	4220	2.0	
TOTAL POPULATION SERVED BY SOURCE WATER SYSTEM - - - - -						4220		
DARLINGTON	5254003	MONTGOMERY	NaF	ADJ	/83	810		1.0
TOTAL POPULATION SERVED BY SOURCE WATER SYSTEM - - - - -						810		
DAYTON ELEM	2790011	TIPPECANOE	NaF	ADJ	/74	302		4.5
TOTAL POPULATION SERVED BY SOURCE WATER SYSTEM - - - - -						302		
DECATUR	5201002	ADAMS			NATL	8650	1.6	
TOTAL POPULATION SERVED BY SOURCE WATER SYSTEM - - - - -						8650		
DELPHI	5208002	CARROLL	NaF	ADJ	/65	3040		1.0
TOTAL POPULATION SERVED BY SOURCE WATER SYSTEM - - - - -						3040		
DESOTO ELEM	2180021	DELAWARE	NaF	ADJ	/78	151		4.5
TOTAL POPULATION SERVED BY SOURCE WATER SYSTEM - - - - -						151		

POPULATION SERVED FLUORIDATED DRINKING WATER BY SOURCE SYSTEM,
CONSECUTIVE SYSTEM, AND COUNTY WITHIN STATE (AS OF 12/31/92)

INDIANA

WATER SYSTEMS AND CONSECUTIVE SYSTEMS SERVED	EPA ID NO	COUNTY	CHEM USED	STATUS	FLUOR START DATE	POP SERVED	NATURAL SYSTEMS NAT LEVEL	OPT LEVEL
DUBLIN	5289005	WAYNE	NaF	ADJ	/80	805		1.0
TOTAL POPULATION SERVED BY SOURCE WATER SYSTEM - - - - -						805		
DUNKIRK	5238001	JAY		NATL		3010	1.0	
TOTAL POPULATION SERVED BY SOURCE WATER SYSTEM - - - - -						3010		
DURBIN ELEM	2290862	HAMILTON	NaF	ADJ	/80	239		4.5
TOTAL POPULATION SERVED BY SOURCE WATER SYSTEM - - - - -						239		
DYER	5245011	LAKE	Acid	ADJ	/73	9540		1.0
TOTAL POPULATION SERVED BY SOURCE WATER SYSTEM - - - - -						9540		
EAST CHICAGO	5245012	LAKE	NaF	ADJ	/66	39800		1.0
TOTAL POPULATION SERVED BY SOURCE WATER SYSTEM - - - - -						39800		
EAST ELEM	2480021	MADISON	NaF	ADJ		820		4.5
TOTAL POPULATION SERVED BY SOURCE WATER SYSTEM - - - - -						820		
EAST FORK	5251008	MARTIN	Acid	ADJ	01/86	1067		1.0
TOTAL POPULATION SERVED BY SOURCE WATER SYSTEM - - - - -						1067		
EASTERN BARTHOLOMEW CO	5203004	BARTHOLOMEW	NaF	ADJ	/81	4025		1.0
TOTAL POPULATION SERVED BY SOURCE WATER SYSTEM - - - - -						4025		
EASTERN HEIGHTS WTR CO BLOOMFIELD	5228002	GREENE	NaF	ADJ	/82	6318		1.0
	5228003	GREENE		CONS		6534		
TOTAL POPULATION SERVED BY SOURCE WATER SYSTEM - - - - -						12852		
EASTLAWN SCHOOL	2910012	WHITE	NaF	ADJ	00/00	183		4.5
TOTAL POPULATION SERVED BY SOURCE WATER SYSTEM - - - - -						183		
EATON	5218006	DELAWARE	NaF	ADJ	00/92	1810		1.0
TOTAL POPULATION SERVED BY SOURCE WATER SYSTEM - - - - -						1810		
EDEN ELEM	2300011	HANCOCK	NaF	ADJ	/76	378		4.5
TOTAL POPULATION SERVED BY SOURCE WATER SYSTEM - - - - -						378		

POPULATION SERVED FLUORIDATED DRINKING WATER BY SOURCE SYSTEM,
CONSECUTIVE SYSTEM, AND COUNTY WITHIN STATE (AS OF 12/31/92)

INDIANA

WATER SYSTEMS AND CONSECUTIVE SYSTEMS SERVED	EPA ID NO	COUNTY	CHEM USED	STATUS	FLUOR START DATE	POP SERVED	NATURAL SYSTEMS NAT LEVEL	OPT LEVEL
EDGEWOOD	5248006	MARION	NaF	ADJ	/78	2220		1.0
TOTAL POPULATION SERVED BY SOURCE WATER SYSTEM - - - - -						2220		
EDINBURG	5241002	JOHNSON	NaF	ADJ	/79	4830		1.0
TOTAL POPULATION SERVED BY SOURCE WATER SYSTEM - - - - -						4830		
EDWARDSPORT	5242005	KNOX	NaF	ADJ	/81	508		1.0
KNOX CO RURAL WATER CO	5242018	KNOX		CONS		2230		
TOTAL POPULATION SERVED BY SOURCE WATER SYSTEM - - - - -						2738		
EDWARDSVILLE	5222001	FLOYD/HARRISON	NaF	ADJ	/81	5751		1.0
ELIZABETH	5231007	HARRISON		CONS		2411		
TOTAL POPULATION SERVED BY SOURCE WATER SYSTEM - - - - -						8162		
EGGLESTON ELEM	2710019	ST. JOSEPH	NaF	ADJ	/77	550		4.5
TOTAL POPULATION SERVED BY SOURCE WATER SYSTEM - - - - -						550		
ELBERFIELD	0000011	WARRICK	Acid	ADJ	00/80	1120		1.0
TOTAL POPULATION SERVED BY SOURCE WATER SYSTEM - - - - -						1120		
ELKHART	5220008	ELKHART	NaF	ADJ	/53	41050		1.0
TOTAL POPULATION SERVED BY SOURCE WATER SYSTEM - - - - -						41050		
ELNORA	5214003	DAVISS	NaF	ADJ	00/92	945		1.0
TOTAL POPULATION SERVED BY SOURCE WATER SYSTEM - - - - -						945		
ELWOOD	5248007	MADISON		NATL		10840	0.0	
TOTAL POPULATION SERVED BY SOURCE WATER SYSTEM - - - - -						10840		
EMINENCE ELEM	2550606	MORGAN	NaF	ADJ	/79	409		4.5
TOTAL POPULATION SERVED BY SOURCE WATER SYSTEM - - - - -						409		
EVANSVILLE	5282002	VANDERBURGH	NaSiF6	ADJ	/63	130049		1.0
GERMAN TWP WTR DIST	5282003	VANDERBURGH		CONS		4630		
GIBSON WC	5226009	GIBSON		CONS		2268		
TOTAL POPULATION SERVED BY SOURCE WATER SYSTEM - - - - -						136947		
FAIRMOUNT	5227005	GRANT		NATL		3130	0.8	
TOTAL POPULATION SERVED BY SOURCE WATER SYSTEM - - - - -						3130		

POPULATION SERVED FLUORIDATED DRINKING WATER BY SOURCE SYSTEM,
CONSECUTIVE SYSTEM, AND COUNTY WITHIN STATE (AS OF 12/31/92)

INDIANA

WATER SYSTEMS AND CONSECUTIVE SYSTEMS SERVED	EPA ID NO	COUNTY	CHEM USED	STATUS	FLUOR START DATE	POP SERVED	NATURAL NAT LEVEL	SYSTEMS OPT LEVEL
FAIRVIEW PARE WATER UTIL.	5283006	VERMILLION	NaF	ADJ	00/93	1530		1.0
TOTAL POPULATION SERVED BY SOURCE WATER SYSTEM - - - - -						1530		
FALL CREEK ELEM	2290011	HAMILTON	NaF	ADJ	/79	388		4.5
TOTAL POPULATION SERVED BY SOURCE WATER SYSTEM - - - - -						388		
FARMLAND	5268002	RANDOLPH			NATL	1540	1.3	
TOTAL POPULATION SERVED BY SOURCE WATER SYSTEM - - - - -						1540		
FERDINAND	5219004	DUBOIS	NaF	ADJ	/80	2163		1.0
TOTAL POPULATION SERVED BY SOURCE WATER SYSTEM - - - - -						2163		
FLORA	5208003	CARROLL	NaF	ADJ	/70	2300		1.0
TOTAL POPULATION SERVED BY SOURCE WATER SYSTEM - - - - -						2300		
FLOWING WELLS	5234004	HOWARD			NATL	3578	0.0	
TOTAL POPULATION SERVED BY SOURCE WATER SYSTEM - - - - -						3578		
FOREST HILL	5252009	MIAMI			NATL	130	1.0	
TOTAL POPULATION SERVED BY SOURCE WATER SYSTEM - - - - -						130		
FORTVILLE	5230003	HANCOCK	NaF	ADJ	/56	2780		1.0
TOTAL POPULATION SERVED BY SOURCE WATER SYSTEM - - - - -						2780		
FOUNTAIN CITY	5289006	WAYNE			NATL	830	1.2	
TOTAL POPULATION SERVED BY SOURCE WATER SYSTEM - - - - -						830		
FOWLER	5204006	BENTON	NaF	ADJ	/71	2320		1.0
TOTAL POPULATION SERVED BY SOURCE WATER SYSTEM - - - - -						2320		
FRANCISCO	5226002	GIBSON			NATL	1015	1.0	
TOTAL POPULATION SERVED BY SOURCE WATER SYSTEM - - - - -						1015		
FRANKFORT	5212003	CLINTON			NATL	14791	0.9	
TOTAL POPULATION SERVED BY SOURCE WATER SYSTEM - - - - -						14791		

POPULATION SERVED FLUORIDATED DRINKING WATER BY SOURCE SYSTEM,
CONSECUTIVE SYSTEM, AND COUNTY WITHIN STATE (AS OF 12/31/92)

INDIANA

WATER SYSTEMS AND CONSECUTIVE SYSTEMS SERVED	EPA ID NO	COUNTY	CHEM USED	STATUS	FLUOR START DATE	POP SERVED	NATURAL SYSTEMS NAT LEVEL	OPT LEVEL
FRANKLIN COUNTY	5224002	FRANKLIN	NaF	ADJ	/83	3000		1.0
TOTAL POPULATION SERVED BY SOURCE WATER SYSTEM - - - - -						3000		
FRANKLIN-IN CITIES W CO	5241004	JOHNSON	Acid	ADJ	/72	8763		1.0
TOTAL POPULATION SERVED BY SOURCE WATER SYSTEM - - - - -						8763		
FRANKTON	5248008	MADISON	NaF	ADJ	/82	2070		1.0
TOTAL POPULATION SERVED BY SOURCE WATER SYSTEM - - - - -						2070		
FREELANDVILLE	5242006	KNOX	NaF	ADJ	/80	1215		1.0
TOTAL POPULATION SERVED BY SOURCE WATER SYSTEM - - - - -						1215		
FREMONT	5276006	STEBEN	NaF	ADJ	/84	1180		1.0
TOTAL POPULATION SERVED BY SOURCE WATER SYSTEM - - - - -						1180		
FT BEN HARRISON	5249001	MARION	Acid	ADJ	/65	5000		1.0
TOTAL POPULATION SERVED BY SOURCE WATER SYSTEM - - - - -						5000		
FT BRANCH	5226001	GIBSON	Acid	ADJ	/81	2535		1.0
HAUBSTADT	5226003	GIBSON		CONS		2025		
TOTAL POPULATION SERVED BY SOURCE WATER SYSTEM - - - - -						4560		
FT WAYNE	5202015	ALLEN	NaSiF6	ADJ	/51	1270		1.0
EDGEWOOD PARK SD	5202004	ALLEN		CONS		160		
NEW HAVEN	5202009	ALLEN		CONS		6710		
SUNNY MEAD COMM ASSN	5202018	ALLEN		CONS		520		
TOTAL POPULATION SERVED BY SOURCE WATER SYSTEM - - - - -						8660		
GALANA ELEM.	2460039	LAPORTE	NaF	ADJ	00/90	231		4.5
TOTAL POPULATION SERVED BY SOURCE WATER SYSTEM - - - - -						231		
GARRETT	5217004	DE KALB		NATL		5349	0.9	
TOTAL POPULATION SERVED BY SOURCE WATER SYSTEM - - - - -						5349		
GARY-HOBART W CORP	5245015	LAKE	Acid	ADJ	/56	188000		1.0
GRIFFITH	5245019	LAKE		CONS		17230		
LINCOLN GARDENS S.D.	5245057	LAKE		CONS		25		
NEW CHICAGO	5245032	LAKE		CONS		6412		
OGDEN DUNES	5245035	LAKE		CONS		1480		

POPULATION SERVED FLUORIDATED DRINKING WATER BY SOURCE SYSTEM,
CONSECUTIVE SYSTEM, AND COUNTY WITHIN STATE (AS OF 12/31/92)

INDIANA

WATER SYSTEMS AND CONSECUTIVE SYSTEMS SERVED	EPA ID NO	COUNTY	CHEM USED	STATUS	FLUOR START DATE	POP SERVED	NATURAL SYSTEMS NAT LEVEL	OPT LEVEL
SCHERERVILLE	5245041	LAKE		CONS		18000		
TURKEY CREEK	5245045	LAKE		CONS		3050		
TOTAL POPULATION SERVED BY SOURCE WATER SYSTEM - - - - -						234197		
GAS CITY	5227006	GRANT	NaF	ADJ	/74	6330		1.0
TOTAL POPULATION SERVED BY SOURCE WATER SYSTEM - - - - -						6330		
GASTON	5218008	DELAWARE	NaF	ADJ	/85	1160		1.0
TOTAL POPULATION SERVED BY SOURCE WATER SYSTEM - - - - -						1160		
GENEVA	5201003	ADAMS		NATL		1420	1.6	
TOTAL POPULATION SERVED BY SOURCE WATER SYSTEM - - - - -						1420		
GLENWOOD	5270002	FAYETTE		NATL		370	0.8	
TOTAL POPULATION SERVED BY SOURCE WATER SYSTEM - - - - -						370		
GOODLAND	5256003	NEWTON		NATL		1190	1.3	
TOTAL POPULATION SERVED BY SOURCE WATER SYSTEM - - - - -						1190		
GOSHEN	5220009	ELKHART	NaF	ADJ	/70	19650		1.0
TOTAL POPULATION SERVED BY SOURCE WATER SYSTEM - - - - -						19650		
GOSPORT	5260003	OWEN	NaF	ADJ	/81	1340		1.0
TOTAL POPULATION SERVED BY SOURCE WATER SYSTEM - - - - -						1340		
GRABILL	5202006	ALLEN		NATL		60	0.9	
TOTAL POPULATION SERVED BY SOURCE WATER SYSTEM - - - - -						60		
GRANDVIEW	5274005	SPENCER	NaF	ADJ	/81	670		1.0
FINCH-NEWTON WTR CORP	5274003	SPENCER		CONS		1242		
TOTAL POPULATION SERVED BY SOURCE WATER SYSTEM - - - - -						1912		
GREEN TWP ELEM	2550005	MORGAN	NaF	ADJ	/79	289		4.5
TOTAL POPULATION SERVED BY SOURCE WATER SYSTEM - - - - -						289		
GREENCASTLE	5267004	PUTNAM	Acid	ADJ	/84	8900		1.0
BIG WALNUT CORP	5267002	PUTNAM		CONS		340		
REELSVILLE WTR CO	5267006	PUTNAM		CONS		930		

POPULATION SERVED FLUORIDATED DRINKING WATER BY SOURCE SYSTEM,
CONSECUTIVE SYSTEM, AND COUNTY WITHIN STATE (AS OF 12/31/92)

INDIANA

WATER SYSTEMS AND CONSECUTIVE SYSTEMS SERVED	EPA ID NO	COUNTY	CHEM USED	STATUS	FLUOR START DATE	POP SERVED	NATURAL SYSTEMS NAT LEVEL	OPT LEVEL
SOUTH 43 WTR CORP	5267009	PUTNAM		CONS		750		
TWO FOURTY (240) WTR CO	5267011	PUTNAM		CONS		120		
TOTAL POPULATION SERVED BY SOURCE WATER SYSTEM - - - - -						11040		
GREENDALE	5215003	DEARBORN	NaSiF6	ADJ	/65	3850		1.0
HIDDEN VALLEY	5215004	DEARBORN		CONS		830		
NORTH DEARBORN-IN CITIES W CO	5215008	DEARBORN		CONS		2320		
TOTAL POPULATION SERVED BY SOURCE WATER SYSTEM - - - - -						7000		
GREENE ELEM & MIDDLE	2710022	ST. JOSEPH	NaF	ADJ	/79	457		4.5
TOTAL POPULATION SERVED BY SOURCE WATER SYSTEM - - - - -						457		
GREENFIELD	5230004	HANCOCK		NATL		11310		0.9
TOTAL POPULATION SERVED BY SOURCE WATER SYSTEM - - - - -						11310		
GREENSBURG	5216002	DECATUR	Acid	ADJ	/53	9250		1.0
TOTAL POPULATION SERVED BY SOURCE WATER SYSTEM - - - - -						9250		
GREENTOWN	5234006	HOWARD		NATL		2250		0.8
TOTAL POPULATION SERVED BY SOURCE WATER SYSTEM - - - - -						2250		
GREENVILLE	5222004	FLOYD	NaF	ADJ	/75	2967		1.0
TOTAL POPULATION SERVED BY SOURCE WATER SYSTEM - - - - -						2967		
GREENWOOD-IN CITIES W CO	5241005	JOHNSON	Acid	ADJ	/69	20000		1.0
TOTAL POPULATION SERVED BY SOURCE WATER SYSTEM - - - - -						20000		
HAGERSTOWN	5289007	WAYNE	NaF	ADJ	/55	40		1.0
TOTAL POPULATION SERVED BY SOURCE WATER SYSTEM - - - - -						40		
HAMILTON	5276023	STEBEN		NATL		550		0.8
TOTAL POPULATION SERVED BY SOURCE WATER SYSTEM - - - - -						550		
HAMILTON WESTERN UTIL	5229009	HAMILTON	Acid	ADJ	/83	1720		1.0
TOTAL POPULATION SERVED BY SOURCE WATER SYSTEM - - - - -						1720		
HAMMOND	5245020	LAKE	Acid	ADJ	/53	93440		1.0
GLENWOOD, IL	0311050	COOK, IL		CONS		0		

POPULATION SERVED FLUORIDATED DRINKING WATER BY SOURCE SYSTEM,
CONSECUTIVE SYSTEM, AND COUNTY WITHIN STATE (AS OF 12/31/92)

INDIANA

WATER SYSTEMS AND CONSECUTIVE SYSTEMS SERVED	EPA ID NO	COUNTY	CHEM USED	STATUS	FLUOR START DATE	POP SERVED	NATURAL SYSTEMS NAT LEVEL	OPT LEVEL
HIGHLAND	5232011	LAKE		CONS		119		
LANSING, IL	0311590	COOK, IL		CONS		0		
LYNWOOD, IL	0311680	COOK, IL		CONS		0		
MUNSTER	5245031	LAKE		CONS		20650		
PEOPLES WC	5245036	LAKE		CONS		3600		
TOTAL POPULATION SERVED BY SOURCE WATER SYSTEM - - - - -						117809		
HANOVER COLLEGE	5239002	JEFFERSON	NaF	ADJ	/68	1250		1.0
HANOVER	5239003	JEFFERSON		CONS		4040		
TOTAL POPULATION SERVED BY SOURCE WATER SYSTEM - - - - -						5290		
HARBOR WATER (INDIANAPOLIS WC)	5229010	HAMILTON	Acid	ADJ	/81	3230		1.0
TOTAL POPULATION SERVED BY SOURCE WATER SYSTEM - - - - -						3230		
HARLEY-HOBLEN ELEM	2200036	ELKHART	NaF	ADJ	/76	342		4.5
TOTAL POPULATION SERVED BY SOURCE WATER SYSTEM - - - - -						342		
HARRISON ELEM	2180849	DELAWARE	NaF	ADJ	/78	216		4.5
TOTAL POPULATION SERVED BY SOURCE WATER SYSTEM - - - - -						216		
HARRISON, OH	3100812	HAMILTON, OH	Acid	ADJ	/84	0		1.0
WEST HARRISON	5215011	DEARBORN		CONS		101		
TOTAL POPULATION SERVED BY SOURCE WATER SYSTEM - - - - -						101		
HARTFORD CITY	5205002	BLACKFORD		NATL		7590	1.2	
TOTAL POPULATION SERVED BY SOURCE WATER SYSTEM - - - - -						7590		
HAZELTON	5226004	GIBSON		ADJ		370		1.0
TOTAL POPULATION SERVED BY SOURCE WATER SYSTEM - - - - -						370		
HEBRON	5264009	PORTER	NaF	ADJ	/77	2670		1.0
TOTAL POPULATION SERVED BY SOURCE WATER SYSTEM - - - - -						2670		
HERSHEY ELEM	2790013	TIPPECANOE	NaF	ADJ		721		4.5
TOTAL POPULATION SERVED BY SOURCE WATER SYSTEM - - - - -						721		
HOLLAND	5219006	DUBOIS	NaF	ADJ	/77	937		1.0
STENDAL WTR CORP	5263005	PIKE		CONS		200		
TOTAL POPULATION SERVED BY SOURCE WATER SYSTEM - - - - -						1137		

POPULATION SERVED FLUORIDATED DRINKING WATER BY SOURCE SYSTEM,
CONSECUTIVE SYSTEM, AND COUNTY WITHIN STATE (AS OF 12/31/92)

INDIANA

WATER SYSTEMS AND CONSECUTIVE SYSTEMS SERVED	EPA ID NO	COUNTY	CHEM USED	STATUS	FLUOR START DATE	POP SERVED	NATURAL NAT LEVEL	SYSTEMS OPT LEVEL
HONEYVILLE ELEM	2440813	LAGRANGE	NaF	ADJ	/77	116		4.5
TOTAL POPULATION SERVED BY SOURCE WATER SYSTEM - - - - -						116		
HOOSIER VILLAGE	5206009	MARION		NATL		170	1.2	
TOTAL POPULATION SERVED BY SOURCE WATER SYSTEM - - - - -						170		
HUDSON LAKE ELEM.	2480038	LAPORTE	NaF	ADJ	00/90	163		4.5
TOTAL POPULATION SERVED BY SOURCE WATER SYSTEM - - - - -						163		
HUNTERTOWN	5202007	ALLEN	NaF	ADJ	/81	1270		1.0
TOTAL POPULATION SERVED BY SOURCE WATER SYSTEM - - - - -						1270		
HUNTINGBURG	5219007	DUBOIS	NaSiF6	ADJ	/51	5500		1.0
DUFF WATER CORP	5219003	DUBOIS		CONS		520		
ST ANTHONY	5219010	DUBOIS		CONS		1160		
ST HENRY	5219011	DUBOIS		CONS		2430		
TOTAL POPULATION SERVED BY SOURCE WATER SYSTEM - - - - -						9610		
HUNTINGTON	5235005	HUNTINGTON		NATL		16160	1.0	
TOTAL POPULATION SERVED BY SOURCE WATER SYSTEM - - - - -						16160		
IN S&S CHILDREN'S HOME	5270007	HENRY		NATL		800	0.9	
TOTAL POPULATION SERVED BY SOURCE WATER SYSTEM - - - - -						800		
INDIAN HEIGHTS SD	5234004	HOWARD		NATL		6000	1.0	
TOTAL POPULATION SERVED BY SOURCE WATER SYSTEM - - - - -						6000		
INDIAN TRAIL ELEM.	2460028	LAPORTE	NaF	ADJ	00/92	436		4.5
TOTAL POPULATION SERVED BY SOURCE WATER SYSTEM - - - - -						436		
INDIANAPOLIS	5249004	MARION	NaSiF6	ADJ	/51	705000		1.0
ZIONSVILLE	5206007	BOONE		CONS		3750		
TOTAL POPULATION SERVED BY SOURCE WATER SYSTEM - - - - -						708750		
INGALLS	5248012	MADISON	NaF	ADJ	00/93	910		1.0
TOTAL POPULATION SERVED BY SOURCE WATER SYSTEM - - - - -						910		

POPULATION SERVED FLUORIDATED DRINKING WATER BY SOURCE SYSTEM,
CONSECUTIVE SYSTEM, AND COUNTY WITHIN STATE (AS OF 12/31/92)

INDIANA

WATER SYSTEMS AND CONSECUTIVE SYSTEMS SERVED	EPA ID NO	COUNTY	CHEM USED	STATUS	FLUOR START DATE	POP SERVED	NATURAL SYSTEMS NAT LEVEL	OPT LEVEL
JACKSON COUNTY RW	5236003	JACKSON	NaSiF6	ADJ	/69	6446		1.0
SLYGO WTR CO	5236006	JACKSON		CONS		154		
SOUTHERN BROWN COUNTY WTR CO	5207003	BROWN		CONS		1000		
TOTAL POPULATION SERVED BY SOURCE WATER SYSTEM - - - - -						7600		
JACKSON ELEM	2640023	PORTER	NaF	ADJ	/79	437		4.5
TOTAL POPULATION SERVED BY SOURCE WATER SYSTEM - - - - -						437		
JACKSON ELEM.	2480020	MADISON	NaSiF6	ADJ	01/81	165		4.5
TOTAL POPULATION SERVED BY SOURCE WATER SYSTEM - - - - -						165		
JAMESTOWN	5206008	BOONE		NATL		930	1.0	
TOTAL POPULATION SERVED BY SOURCE WATER SYSTEM - - - - -						930		
JASONVILLE	5228004	GREENE	NaF	ADJ	/54	2200		1.0
HYMERA	5277004	SULLIVAN		CONS		1070		
WILFRED	5277010	SULLIVAN		CONS		320		
TOTAL POPULATION SERVED BY SOURCE WATER SYSTEM - - - - -						3590		
JASPER	5219009	DUBOIS	NaSiF6	ADJ	/58	11340		1.0
DUBOIS WATER UTIL (PART)	5219002	DUBOIS		CONS		5311		
IRELAND UTILITIES	5219008	DUBOIS		CONS		2160		
TOTAL POPULATION SERVED BY SOURCE WATER SYSTEM - - - - -						18811		
JEFFERSON ELEM	2200043	ELKHART	NaF	ADJ	/78	457		4.5
TOTAL POPULATION SERVED BY SOURCE WATER SYSTEM - - - - -						457		
JEFFERSONVILLE-IN CITIES W CO	5210005	CLARK	Acid	ADJ	/59	60000		1.0
TOTAL POPULATION SERVED BY SOURCE WATER SYSTEM - - - - -						60000		
JENNINGS CO WATER INC	5240006	JENNINGS	NaF	ADJ	/83	4710		1.0
COUNTRY SQUIRE LAKE UTILITY	5218004	JENNINGS		CONS		35		
TOTAL POPULATION SERVED BY SOURCE WATER SYSTEM - - - - -						4745		
JIMTOWN ELEM	2200809	ELKHART	NaF	ADJ	/78	1068		4.5
TOTAL POPULATION SERVED BY SOURCE WATER SYSTEM - - - - -						1068		
JOHN WOOD ELEM	2450016	LAKE	NaF	ADJ	/78	458		4.5
TOTAL POPULATION SERVED BY SOURCE WATER SYSTEM - - - - -						458		

POPULATION SERVED FLUORIDATED DRINKING WATER BY SOURCE SYSTEM,
CONSECUTIVE SYSTEM, AND COUNTY WITHIN STATE (AS OF 12/31/92)

INDIANA

WATER SYSTEMS AND CONSECUTIVE SYSTEMS SERVED	EPA ID NO	COUNTY	CHEM USED	STATUS	FLUOR START DATE	POP SERVED	NATURAL SYSTEMS NAT LEVEL	OPT LEVEL
KENDALLVILLE	5257007	NOBLE	NaF	ADJ	/58	145		1.0
TOTAL POPULATION SERVED BY SOURCE WATER SYSTEM - - - - -						145		
KENT WATER UTILITY	0000012	JEFFERSON	Acid	ADJ	00/85	4500		1.0
TOTAL POPULATION SERVED BY SOURCE WATER SYSTEM - - - - -						4500		
KENTLAND	5256005	NEWTON	NaF	ADJ	/80	1930		1.0
TOTAL POPULATION SERVED BY SOURCE WATER SYSTEM - - - - -						1930		
KILLBUCK ELEM	2480824	MADISON	NaF	ADJ	/77	373		4.5
TOTAL POPULATION SERVED BY SOURCE WATER SYSTEM - - - - -						373		
KINGMAN	5223004	FOUNTAIN		NATL		510	0.9	
TOTAL POPULATION SERVED BY SOURCE WATER SYSTEM - - - - -						510		
KINGSBURY ELEM	2460026	LA PORTE	NaF	ADJ	/78	293		4.5
TOTAL POPULATION SERVED BY SOURCE WATER SYSTEM - - - - -						293		
KINGSFORD HEIGHTS	5246014	LAPORTE	NaF	ADJ	/81	1610		1.0
TOTAL POPULATION SERVED BY SOURCE WATER SYSTEM - - - - -						1610		
KIRKLIN	5212004	CLINTON		NATL		660	1.0	
TOTAL POPULATION SERVED BY SOURCE WATER SYSTEM - - - - -						660		
KNIGHTSTOWN	5233005	HENRY	NaF	ADJ	/69	2048		1.0
TOTAL POPULATION SERVED BY SOURCE WATER SYSTEM - - - - -						2048		
KNOX	5275002	STARKE	NaF	ADJ	/81	3670		1.0
TOTAL POPULATION SERVED BY SOURCE WATER SYSTEM - - - - -						3670		
KOKOMO-IN CITIES W CO	5234007	HOWARD	Acid	ADJ	/52	47120		1.0
TOTAL POPULATION SERVED BY SOURCE WATER SYSTEM - - - - -						47120		
KOUTS	5264013	PORTER	NaF	ADJ	/80	1610		1.0
TOTAL POPULATION SERVED BY SOURCE WATER SYSTEM - - - - -						1610		

INDIANA

WATER SYSTEMS AND CONSECUTIVE SYSTEMS SERVED	EPA ID NO	COUNTY	CHEM USED	STATUS	FLUOR START DATE	POP SERVED	NATURAL SYSTEMS NAT LEVEL	OPT LEVEL
L & M REGIONAL WD	5268013	RANDOLPH		NATL		350	1.2	
TOTAL POPULATION SERVED BY SOURCE WATER SYSTEM - - - - -						350		
LA CROSSE	5246015	LA PORTE	NaF	ADJ	/80	719		1.0
TOTAL POPULATION SERVED BY SOURCE WATER SYSTEM - - - - -						719		
LA FONTAINE	5285004	WABASH		NATL		946	1.4	
TOTAL POPULATION SERVED BY SOURCE WATER SYSTEM - - - - -						946		
LA GRANGE	5244003	LAGRANGE	NaF	ADJ	/70	2230		1.0
TOTAL POPULATION SERVED BY SOURCE WATER SYSTEM - - - - -						2230		
LA PORTE	5246017	LA PORTE	Acid	ADJ	/54	22000		1.0
TOTAL POPULATION SERVED BY SOURCE WATER SYSTEM - - - - -						22000		
LADOGA	5254006	MONTGOMERY	NaF	ADJ	/82	1470		1.0
TOTAL POPULATION SERVED BY SOURCE WATER SYSTEM - - - - -						1470		
LAFAYETTE	5279013	TIPPECANOE	NaF	ADJ	/53	42890		1.0
TOTAL POPULATION SERVED BY SOURCE WATER SYSTEM - - - - -						42890		
LAKE STATION	5245027	LAKE	NaF	ADJ	/84	14090		1.0
TOTAL POPULATION SERVED BY SOURCE WATER SYSTEM - - - - -						14090		
LAKE VILLAGE ELEM	2560008	NEWTON	NaF	ADJ	/74	296		4.5
TOTAL POPULATION SERVED BY SOURCE WATER SYSTEM - - - - -						296		
LAKEVILLE	5271008	ST. JOSEPH	NaF	ADJ	01/80	630		1.0
TOTAL POPULATION SERVED BY SOURCE WATER SYSTEM - - - - -						630		
LANESVILLE	5231003	HARRISON	NaF	ADJ	/85	730		1.0
TOTAL POPULATION SERVED BY SOURCE WATER SYSTEM - - - - -						730		
LAPEL	5248013	MADISON	NaF	ADJ	00/93	1870		1.0
TOTAL POPULATION SERVED BY SOURCE WATER SYSTEM - - - - -						1870		
LAVILLE ELEM	2500826	ST JOSEPH	NaF	ADJ	/77	1508		4.5
TOTAL POPULATION SERVED BY SOURCE WATER SYSTEM - - - - -						1508		

POPULATION SERVED FLUORIDATED DRINKING WATER BY SOURCE SYSTEM,
CONSECUTIVE SYSTEM, AND COUNTY WITHIN STATE (AS OF 12/31/92)

INDIANA

WATER SYSTEMS AND CONSECUTIVE SYSTEMS SERVED	EPA ID NO	COUNTY	CHEM USED	STATUS	FLUOR START DATE	POP SERVED	NATURAL NAT LEVEL	SYSTEMS OPT LEVEL
LAWRENCE	5249005	MARION	Acid	ADJ	00/00	17633		1.0
TOTAL POPULATION SERVED BY SOURCE WATER SYSTEM - - - - -						17633		
LAWRENCEBURG	5215006	DEARBORN	Acid	ADJ	/81	5004		1.0
TOTAL POPULATION SERVED BY SOURCE WATER SYSTEM - - - - -						5004		
LEACH ELEM	2480019	MADISON	NaF	ADJ	/81	295		4.5
TOTAL POPULATION SERVED BY SOURCE WATER SYSTEM - - - - -						295		
LEBANON	5206003	BOONE		NATL		11410	0.8	
TOTAL POPULATION SERVED BY SOURCE WATER SYSTEM - - - - -						11410		
LEESBURG SCHOOL	2430014	KOSCIUSKO	NaF	ADJ	/85	619		4.5
TOTAL POPULATION SERVED BY SOURCE WATER SYSTEM - - - - -						619		
LEWISVILLE	0000033	HENRY		NATL		577	0.7	
TOTAL POPULATION SERVED BY SOURCE WATER SYSTEM - - - - -						577		
LIBERTY ELEM	2640020	PORTER	NaF	ADJ	/79	469		4.5
TOTAL POPULATION SERVED BY SOURCE WATER SYSTEM - - - - -						469		
LIBERTY MIDDLE	2640021	PORTER	NaF	ADJ	/79	479		4.5
TOTAL POPULATION SERVED BY SOURCE WATER SYSTEM - - - - -						479		
LIBERTY WW	5281001	UNION	Acid	ADJ	/81	1770		1.0
TOTAL POPULATION SERVED BY SOURCE WATER SYSTEM - - - - -						1770		
LIGONIER	5257010	NOBLE	NaF	ADJ	/68	3120		1.0
TOTAL POPULATION SERVED BY SOURCE WATER SYSTEM - - - - -						3120		
LINCOLN ELEM		NEWTON	NaF	ADJ	/76	466		4.5
TOTAL POPULATION SERVED BY SOURCE WATER SYSTEM - - - - -						466		
LMS TWP CONSERVANCY DIST	5217005	DEARBORN	Acid	ADJ	/81	70		1.0
HOGAN WTR CO (PART)	5215005	DEARBORN		CONS		300		
TOTAL POPULATION SERVED BY SOURCE WATER SYSTEM - - - - -						370		

POPULATION SERVED FLUORIDATED DRINKING WATER BY SOURCE SYSTEM,
CONSECUTIVE SYSTEM, AND COUNTY WITHIN STATE (AS OF 12/31/92)

INDIANA

WATER SYSTEMS AND CONSECUTIVE SYSTEMS SERVED	EPA ID NO	COUNTY	CHEM USED	STATUS	FLUOR START DATE	POP SERVED	NATURAL SYSTEMS NAT LEVEL	OPT LEVEL
LOGANSPOUT	5209006	CASS	Acid	ADJ	/56	17870		1.0
TOTAL POPULATION SERVED BY SOURCE WATER SYSTEM - - - - -						17870		
LONG BEACH	5246028	LA PORTE	Acid	ADJ	/69	2250		1.0
TOTAL POPULATION SERVED BY SOURCE WATER SYSTEM - - - - -						2250		
LOGGOOTEE	5251005	MARTIN	Acid	ADJ	/84	3170		1.0
PERRY WTR SYS INC	5251006	MARTIN		CONS		570		
TOTAL POPULATION SERVED BY SOURCE WATER SYSTEM - - - - -						3740		
LOWELL	5245029	LAKE		NATL		5790	4.4	
TOTAL POPULATION SERVED BY SOURCE WATER SYSTEM - - - - -						5790		
LYNN	5268004	RANDOLPH		NATL		1400	1.0	
TOTAL POPULATION SERVED BY SOURCE WATER SYSTEM - - - - -						1400		
LYNNVILLE	5287006	WARRICK	NaF	ADJ	/83	560		1.0
TOTAL POPULATION SERVED BY SOURCE WATER SYSTEM - - - - -						560		
LYONS	5228006	GREENE	NaF	ADJ	/52	753		1.0
TOTAL POPULATION SERVED BY SOURCE WATER SYSTEM - - - - -						753		
MACARTHUR ELEM	2450860	LAKE	NaF	ADJ	/77	606		4.5
TOTAL POPULATION SERVED BY SOURCE WATER SYSTEM - - - - -						606		
MADISON	5239006	JEFFERSON	NaF	ADJ	/68	13000		1.0
CANAAN WTR CO (PART)	5239001	JEFFERSON		CONS		2100		
DUPONT	5240004	JEFFERSON		CONS		1620		
RYKER RIDGE	5239007	JEFFERSON		CONS		1260		
TOTAL POPULATION SERVED BY SOURCE WATER SYSTEM - - - - -						17980		
MAPLETURN UTILITIES	5255004	MORGAN	NaF	ADJ	00/91	100		1.0
TOTAL POPULATION SERVED BY SOURCE WATER SYSTEM - - - - -						100		
MARION	5227014	GRANT	NaSiF6	ADJ	/52	35830		1.0
TOTAL POPULATION SERVED BY SOURCE WATER SYSTEM - - - - -						35830		

POPULATION SERVED FLUORIDATED DRINKING WATER BY SOURCE SYSTEM,
CONSECUTIVE SYSTEM, AND COUNTY WITHIN STATE (AS OF 12/31/92)

INDIANA

WATER SYSTEMS AND CONSECUTIVE SYSTEMS SERVED	EPA ID NO	COUNTY	CHEM USED	STATUS	FLUOR START DATE	POP SERVED	NATURAL SYSTEMS NAT LEVEL	OPT LEVEL
MARKLE	5235006	WELLS	NaF	ADJ	/85	1208		1.0
TOTAL POPULATION SERVED BY SOURCE WATER SYSTEM - - - - -						1208		
MARTINSVILLE	5255009	MORGAN	NaF	ADJ	/53	11210		1.0
TOTAL POPULATION SERVED BY SOURCE WATER SYSTEM - - - - -						11210		
MAXWELL MIDDLE	2300867	HANCOCK	NaF	ADJ	/76	203		4.5
TOTAL POPULATION SERVED BY SOURCE WATER SYSTEM - - - - -						203		
MECCA	5261004	PARKE		NATL		560	1.3	
TOTAL POPULATION SERVED BY SOURCE WATER SYSTEM - - - - -						560		
MEDARYVILLE	5266003	PULASKI		NATL		850	1.4	
TOTAL POPULATION SERVED BY SOURCE WATER SYSTEM - - - - -						850		
MEDORA	5236004	JACKSON	NaF	ADJ	/83	850		1.0
TOTAL POPULATION SERVED BY SOURCE WATER SYSTEM - - - - -						850		
MENTANE	5243013	KOSCIUSKO	NaF	ADJ	00/91	912		1.0
TOTAL POPULATION SERVED BY SOURCE WATER SYSTEM - - - - -						912		
MICHIGAN CITY MICHIANA, MI	5246020 0004320	LA PORTE BERRIAN	NaSiF6	ADJ CONS	/52	40000 960		1.0
TOTAL POPULATION SERVED BY SOURCE WATER SYSTEM - - - - -						40960		
MIDDLEBURY	5220014	ELKHART	NaF	ADJ	/80	1670		1.0
TOTAL POPULATION SERVED BY SOURCE WATER SYSTEM - - - - -						1670		
MIDDLETOWN	5233008	HENRY	NaF	ADJ	/78	2960		1.0
TOTAL POPULATION SERVED BY SOURCE WATER SYSTEM - - - - -						2960		
MILAN	0000013	OHIO	NaF	ADJ	00/87	1575		1.0
TOTAL POPULATION SERVED BY SOURCE WATER SYSTEM - - - - -						1575		
MILFORD	5243017	KOSCIUSKO	NaF	ADJ	/83	1150		1.0
TOTAL POPULATION SERVED BY SOURCE WATER SYSTEM - - - - -						1150		

POPULATION SERVED FLUORIDATED DRINKING WATER BY SOURCE SYSTEM,
CONSECUTIVE SYSTEM, AND COUNTY WITHIN STATE (AS OF 12/31/92)

INDIANA

WATER SYSTEMS AND CONSECUTIVE SYSTEMS SERVED	EPA ID NO	COUNTY	CHEM USED	STATUS	FLUOR START DATE	POP SERVED	NATURAL SYSTEMS NAT LEVEL	OPT LEVEL
MILLERSBURG	5220015	ELKHART	NaF	ADJ	/83	800		1.0
TOTAL POPULATION SERVED BY SOURCE WATER SYSTEM - - - - -						800		
MILLTOWN	5213006	CRAWFORD		NATL		1064	1.6	
MARENGO	5213005	CRAWFORD		CONS		1265		
TOTAL POPULATION SERVED BY SOURCE WATER SYSTEM - - - - -						2329		
MILTON	5289011	WAYNE	NaF	ADJ	00/93	780		1.0
TOTAL POPULATION SERVED BY SOURCE WATER SYSTEM - - - - -						780		
MISHAWAKA	5271009	ST. JOSEPH	Acid	ADJ	/61	38280		1.0
TOTAL POPULATION SERVED BY SOURCE WATER SYSTEM - - - - -						38280		
MITCHELL	5247003	LAWRENCE	NaF	ADJ	/75	4620		1.0
TOTAL POPULATION SERVED BY SOURCE WATER SYSTEM - - - - -						4620		
MONON	5291010	WHITE	NaF	ADJ	/59	1540		1.0
TOTAL POPULATION SERVED BY SOURCE WATER SYSTEM - - - - -						1540		
MONROE	5242008	ADAMS		NATL		600	1.5	
TOTAL POPULATION SERVED BY SOURCE WATER SYSTEM - - - - -						600		
MONROEVILLE	5202008	ALLEN		NATL		1360	0.8	
TOTAL POPULATION SERVED BY SOURCE WATER SYSTEM - - - - -						1360		
MONTERRY ELEM.	2660801	MARSHALL	NaF	ADJ	00/91	106		4.5
TOTAL POPULATION SERVED BY SOURCE WATER SYSTEM - - - - -						106		
MONTEZUMA	5261005	PARKE	NaF	ADJ	00/92	1340		1.0
TOTAL POPULATION SERVED BY SOURCE WATER SYSTEM - - - - -						1340		
MONTGOMERY	5214004	DAVIESS	NaF	ADJ	/70	645		1.0
TOTAL POPULATION SERVED BY SOURCE WATER SYSTEM - - - - -						645		
MONTICELLO	5291011	WHITE	Acid	ADJ	/69	5280		1.0
TOTAL POPULATION SERVED BY SOURCE WATER SYSTEM - - - - -						5280		

POPULATION SERVED FLUORIDATED DRINKING WATER BY SOURCE SYSTEM,
CONSECUTIVE SYSTEM, AND COUNTY WITHIN STATE (AS OF 12/31/92)

INDIANA

WATER SYSTEMS AND CONSECUTIVE SYSTEMS SERVED	EPA ID NO	COUNTY	CHEM USED	STATUS	FLUOR START DATE	POP SERVED	NATURAL NAT LEVEL	SYSTEMS OPT LEVEL
MONTPELIER	5205004	BLACKFORD			NATL	2000	0.0	
TOTAL POPULATION SERVED BY SOURCE WATER SYSTEM - - - - -						2000		
MOORESVILLE	5255006	MORGAN	Acid	ADJ	/67	6000		1.0
HILL WC	5255005	MORGAN		CONS		1170		
TOTAL POPULATION SERVED BY SOURCE WATER SYSTEM - - - - -						7170		
MORGAN COUNTY RURAL WATER	5255010	MORGAN	NaF	ADJ	/79	4444		1.0
TOTAL POPULATION SERVED BY SOURCE WATER SYSTEM - - - - -						4444		
MORGAN TWP SCHOOL	2640883	PORTER	NaF	ADJ	/80	439		4.5
TOTAL POPULATION SERVED BY SOURCE WATER SYSTEM - - - - -						439		
MORGANTOWN	0000014	MORGAN	NaF	ADJ	00/89	1134		1.0
TOTAL POPULATION SERVED BY SOURCE WATER SYSTEM - - - - -						1134		
MOROCCO	5256006	NEWTON	NaF	ADJ	/66	1330		1.0
TOTAL POPULATION SERVED BY SOURCE WATER SYSTEM - - - - -						1330		
MORRISTOWN	5273003	SHELBY			NATL	980	1.0	
TOTAL POPULATION SERVED BY SOURCE WATER SYSTEM - - - - -						980		
MOUNT SUMMIT	5233009	HENRY	NaF	ADJ	/80	400		1.0
TOTAL POPULATION SERVED BY SOURCE WATER SYSTEM - - - - -						400		
MOUNT VERNON	5265006	POSEY	NaSiF6	ADJ	/56	8912		1.0
TOTAL POPULATION SERVED BY SOURCE WATER SYSTEM - - - - -						8912		
MUNCIE-IN CITIES W CO	5218012	DELAWARE	Acid	ADJ	/57	74100		1.0
TOTAL POPULATION SERVED BY SOURCE WATER SYSTEM - - - - -						74100		
NAPPANEE	5220016	ELKHART	NaF	ADJ	/68	5500		1.0
TOTAL POPULATION SERVED BY SOURCE WATER SYSTEM - - - - -						5500		
NEW ALBANY	5222005	FLOYD	Acid	ADJ	/69	41000		1.0
TOTAL POPULATION SERVED BY SOURCE WATER SYSTEM - - - - -						41000		

POPULATION SERVED FLUORIDATED DRINKING WATER BY SOURCE SYSTEM,
CONSECUTIVE SYSTEM, AND COUNTY WITHIN STATE (AS OF 12/31/92)

INDIANA

WATER SYSTEMS AND CONSECUTIVE SYSTEMS SERVED	EPA ID NO	COUNTY	CHEM USED	STATUS	FLUOR START DATE	POP SERVED	NATURAL SYSTEMS NAT LEVEL	OPT LEVEL
NEW CARLISLE	5271011	ST. JOSEPH	NaF	ADJ	/53	1350		1.0
TOTAL POPULATION SERVED BY SOURCE WATER SYSTEM - - - - -						1350		
NEW CASTLE	5233011	HENRY	Acid	ADJ	/54	17753		1.0
TOTAL POPULATION SERVED BY SOURCE WATER SYSTEM - - - - -						17753		
NEW HARMONY	5265007	POSEY	NaF	ADJ	/85	1000		1.0
TOTAL POPULATION SERVED BY SOURCE WATER SYSTEM - - - - -						1000		
NEW PARIS ELEM.	2200032	ELKHART	NaF	ADJ	00/92	434		4.5
TOTAL POPULATION SERVED BY SOURCE WATER SYSTEM - - - - -						434		
NEW WHITELAND	5241006	JOHNSON		NATL		4097	1.4	
TOTAL POPULATION SERVED BY SOURCE WATER SYSTEM - - - - -						4097		
NEWBURGH	5287004	WARRICK	Acid	ADJ	/66	10940		1.0
TOTAL POPULATION SERVED BY SOURCE WATER SYSTEM - - - - -						10940		
NOBLESVILLE-IN CITIES W CO	5229015	HAMILTON	Acid	ADJ	/70	9433		1.0
TOTAL POPULATION SERVED BY SOURCE WATER SYSTEM - - - - -						9433		
NORTH JUDSON	5275003	STARKE		NATL		1650	0.8	
TOTAL POPULATION SERVED BY SOURCE WATER SYSTEM - - - - -						1650		
NORTH LAWRENCE	5247004	LAWRENCE	NaF	ADJ	/83	5910		1.0
TOTAL POPULATION SERVED BY SOURCE WATER SYSTEM - - - - -						5910		
NORTH LIBERTY	5271010	ST. JOSEPH	NaF	ADJ	/76	1300		1.0
TOTAL POPULATION SERVED BY SOURCE WATER SYSTEM - - - - -						1300		
NORTH MADISON ELEM	2550904	MORGAN	NaF	ADJ	/79	254		4.5
TOTAL POPULATION SERVED BY SOURCE WATER SYSTEM - - - - -						254		
NORTH MIAMI ELEM		MIAMI	NaF	ADJ	/80	709		4.5
TOTAL POPULATION SERVED BY SOURCE WATER SYSTEM - - - - -						709		
NORTH SALEM	5232017	HENDRICKS		NATL		580	0.8	
TOTAL POPULATION SERVED BY SOURCE WATER SYSTEM - - - - -						580		

POPULATION SERVED FLUORIDATED DRINKING WATER BY SOURCE SYSTEM,
CONSECUTIVE SYSTEM, AND COUNTY WITHIN STATE (AS OF 12/31/92)

INDIANA

WATER SYSTEMS AND CONSECUTIVE SYSTEMS SERVED	EPA ID NO	COUNTY	CHEM USED	STATUS	FLUOR START DATE	POP SERVED	NATURAL SYSTEMS NAT LEVEL	OPT LEVEL
NORTH VERNON	5240008	JENNINGS	NaF	ADJ	/65	5730		1.0
BURNT PINES WATER ASSN	5240001	JENNINGS		CONS		540		
HAYDEN WTR ASSN	5240005	JENNINGS		CONS		1420		
VERNON	5240009	JENNINGS		CONS		440		
TOTAL POPULATION SERVED BY SOURCE WATER SYSTEM - - - - -						8130		
OAKLAND CITY	5226005	GIBSON	NaF	ADJ	/81	3301		1.0
TOTAL POPULATION SERVED BY SOURCE WATER SYSTEM - - - - -						3301		
ODON	5214005	DAVISS	NaF	ADJ	/83	1460		1.0
TOTAL POPULATION SERVED BY SOURCE WATER SYSTEM - - - - -						1460		
OREGON-DAVIS SCHOOL	2750008	STARKE	NaF	ADJ	00/00	771		4.5
TOTAL POPULATION SERVED BY SOURCE WATER SYSTEM - - - - -						771		
ORLEANS	5259003	ORANGE		NATL		2565	1.1	
TOTAL POPULATION SERVED BY SOURCE WATER SYSTEM - - - - -						2565		
OSGOOD	5269004	RIPLEY	NaSiF6	ADJ	/66	1550		1.0
NAPOLEON COMMUNITY RW ASSN	5269007	RIPLEY		CONS		125		
TOTAL POPULATION SERVED BY SOURCE WATER SYSTEM - - - - -						1675		
OSSIAN	5290002	WELLS		NATL		1930	1.0	
TOTAL POPULATION SERVED BY SOURCE WATER SYSTEM - - - - -						1930		
OTTERBEIN	5204004	BENTON	NaF	ADJ	00/93	1200		1.0
TOTAL POPULATION SERVED BY SOURCE WATER SYSTEM - - - - -						1200		
OTWELL	5263001	PIKE	NaF	ADJ	/84	2146		1.0
TOTAL POPULATION SERVED BY SOURCE WATER SYSTEM - - - - -						2146		
OWENSVILLE	5226006	GIBSON	NaF	ADJ	/82	1762		1.0
TOTAL POPULATION SERVED BY SOURCE WATER SYSTEM - - - - -						1762		
OXFORD	5204005	BENTON	NaF	ADJ	/83	1307		1.0
TOTAL POPULATION SERVED BY SOURCE WATER SYSTEM - - - - -						1307		

POPULATION SERVED FLUORIDATED DRINKING WATER BY SOURCE SYSTEM,
CONSECUTIVE SYSTEM, AND COUNTY WITHIN STATE (AS OF 12/31/92)

INDIANA

WATER SYSTEMS AND CONSECUTIVE SYSTEMS SERVED	EPA ID NO	COUNTY	CHEM USED	STATUS	FLUOR START DATE	POP SERVED	NATURAL SYSTEMS NAT LEVEL	OPT LEVEL
PAOLI	5259004	ORANGE	NaSiF6	ADJ	/65	3600		1.0
TOTAL POPULATION SERVED BY SOURCE WATER SYSTEM - - - - -						3600		
PARAGON	5255013	MORGAN	NaF	ADJ	/81	540		1.0
TOTAL POPULATION SERVED BY SOURCE WATER SYSTEM - - - - -						540		
PARKER CITY	5268007	RANDOLPH	NaF	ADJ	/82	1410		1.0
TOTAL POPULATION SERVED BY SOURCE WATER SYSTEM - - - - -						1410		
PATOKA LAKE REGIONAL WTR DIST	5219012	GBSN/DUBS/SPNCR/CRWF	Acid	ADJ	/80	4320		1.0
DALE	5274002	SPENCER		CONS		1771		
DUBOIS WATER UTIL (PART)	5219002	DUBOIS		CONS		479		
ENGLISH	5213002	CRAWFORD		CONS		633		
GRANTSBURG	5213003	CRAWFORD		CONS		140		
PATOKA WATER CO INC	5213007	CRAWFORD		CONS		540		
ST MEINARD	5274013	SPENCER		CONS		690		
TOTAL POPULATION SERVED BY SOURCE WATER SYSTEM - - - - -						8573		
PATRIOT	5278001	SWITZERLAND	Acid	ADJ	/81	4061		1.0
TOTAL POPULATION SERVED BY SOURCE WATER SYSTEM - - - - -						4061		
PENDLETON	5248019	MADISON	NaF	ADJ	/73	2130		1.0
TOTAL POPULATION SERVED BY SOURCE WATER SYSTEM - - - - -						2130		
PENNVILLE	5238006	JAY		NATL		800	1.4	
TOTAL POPULATION SERVED BY SOURCE WATER SYSTEM - - - - -						800		
PERRY ELEM	2180016	DELAWARE	NaF	ADJ	/76	239		4.5
TOTAL POPULATION SERVED BY SOURCE WATER SYSTEM - - - - -						239		
PERU	5252016	MIAMI	Acid	ADJ	/69	13670		1.0
TOTAL POPULATION SERVED BY SOURCE WATER SYSTEM - - - - -						13670		
PETERSBURG	5263002	PIKE	NaSiF6	ADJ	/74	3084		1.0
PIKE-GIBSON	5263003	PIKE		CONS		6520		
TOTAL POPULATION SERVED BY SOURCE WATER SYSTEM - - - - -						9604		
PIERCETON	5243018	KOSCIUSKO		NATL		1090	0.8	
TOTAL POPULATION SERVED BY SOURCE WATER SYSTEM - - - - -						1090		

POPULATION SERVED FLUORIDATED DRINKING WATER BY SOURCE SYSTEM,
CONSECUTIVE SYSTEM, AND COUNTY WITHIN STATE (AS OF 12/31/92)

INDIANA

WATER SYSTEMS AND CONSECUTIVE SYSTEMS SERVED	EPA ID NO	COUNTY	CHEM USED	STATUS	FLUOR START DATE	POP SERVED	NATURAL SYSTEMS NAT LEVEL	OPT LEVEL
PINE ELEM	2640816	PORTER	NaF	ADJ	/79	322		4.5
TOTAL POPULATION SERVED BY SOURCE WATER SYSTEM - - - - -						322		
PINE VILLAGE ELEM	2860004	WARREN	NaF	ADJ	/73	147		4.5
TOTAL POPULATION SERVED BY SOURCE WATER SYSTEM - - - - -						147		
PITTSBORO	5232019	HENDRICKS		NATL		990	0.8	
TOTAL POPULATION SERVED BY SOURCE WATER SYSTEM - - - - -						990		
PLAINFIELD	5232020	HENDRICKS	Acid	ADJ	/84	9080		1.0
TOTAL POPULATION SERVED BY SOURCE WATER SYSTEM - - - - -						9080		
PLEASANT LAKE ELEM	2760835	STEBEN	Acid	ADJ	/69	195		4.5
TOTAL POPULATION SERVED BY SOURCE WATER SYSTEM - - - - -						195		
PLYMOUTH	5250010	MARSHALL	NaSiF6	ADJ	/69	7670		1.0
TOTAL POPULATION SERVED BY SOURCE WATER SYSTEM - - - - -						7670		
PORTLAND	5238007	JAY		NATL		6483	0.0	
TOTAL POPULATION SERVED BY SOURCE WATER SYSTEM - - - - -						6483		
POSEYVILLE	5265008	POSEY	NaF	ADJ	/82	1250		1.0
TOTAL POPULATION SERVED BY SOURCE WATER SYSTEM - - - - -						1250		
PRINCE'S LAKE UTILITY	5241007	JOHNSON	NaF	ADJ	/73	2670		1.0
CORDRY-SWEETWATER CONSER DIST	5207004	JOHNSON		CONS		1720		
TOTAL POPULATION SERVED BY SOURCE WATER SYSTEM - - - - -						4390		
PRINCETON	5226008	GIBSON	NaSiF6	ADJ	/57	10800		1.0
PATOKA	5226007	GIBSON		CONS		820		
TOTAL POPULATION SERVED BY SOURCE WATER SYSTEM - - - - -						11620		
PURDUE UNIVERSITY	5279015	TIPPECANOE	NaF	ADJ	/69	16291		1.0
TOTAL POPULATION SERVED BY SOURCE WATER SYSTEM - - - - -						16291		
PURITAN UTILITIES		ALLEN		NATL		7254	0.0	
TOTAL POPULATION SERVED BY SOURCE WATER SYSTEM - - - - -						7254		

POPULATION SERVED FLUORIDATED DRINKING WATER BY SOURCE SYSTEM,
CONSECUTIVE SYSTEM, AND COUNTY WITHIN STATE (AS OF 12/31/92)

INDIANA

WATER SYSTEMS AND CONSECUTIVE SYSTEMS SERVED	EPA ID NO	COUNTY	CHEM USED	STATUS	FLUOR START DATE	POP SERVED	NATURAL SYSTEMS NAT LEVEL	OPT LEVEL
RAMSEY	5231005	HARRISON	Acid	ADJ	/84	7663		1.0
FLOYDS KNOB	5222002	FLOYD		CONS		3375		
GEORGETOWN	5222003	FLOYD		CONS		2020		
PALMYRA (PART)	5231004	HARRISON		CONS		1000		
TOTAL POPULATION SERVED BY SOURCE WATER SYSTEM - - - - -						14058		
REDKEY	5238008	JAY		NATL		1527	1.5	
TOTAL POPULATION SERVED BY SOURCE WATER SYSTEM - - - - -						1527		
RENSSELAER	5237005	JASPER	NaF	ADJ	/65	4980		1.0
TOTAL POPULATION SERVED BY SOURCE WATER SYSTEM - - - - -						4980		
REO WATER CORP	5274009	SPENCER	NaF	ADJ	01/87	1650		1.0
TOTAL POPULATION SERVED BY SOURCE WATER SYSTEM - - - - -						1650		
REYNOLDS	5291013	WHITE	NaF	ADJ	/79	630		1.0
TOTAL POPULATION SERVED BY SOURCE WATER SYSTEM - - - - -						630		
RICHMOND-IN CITIES W CO	5289012	WAYNE	Acid	ADJ	/63	41260		1.0
TOTAL POPULATION SERVED BY SOURCE WATER SYSTEM - - - - -						41260		
RIDGEVILLE	5268008	RANDOLPH	NaF	ADJ	/84	93		1.0
TOTAL POPULATION SERVED BY SOURCE WATER SYSTEM - - - - -						93		
RILEY	5243020	VIGO		NATL		1008	1.5	
TOTAL POPULATION SERVED BY SOURCE WATER SYSTEM - - - - -						1008		
RISING SUN	5258002	OHIO	NaF	ADJ	/84	2430		1.0
TOTAL POPULATION SERVED BY SOURCE WATER SYSTEM - - - - -						2430		
RIVERSIDE	5210008	CLARK	NaF	ADJ	/84	1844		1.0
OAK PARK	5210007	CLARK		CONS		1120		
TOTAL POPULATION SERVED BY SOURCE WATER SYSTEM - - - - -						2964		
ROACHDALE	5267007	PUTNAM	NaF	ADJ	/80	950		1.0
TOTAL POPULATION SERVED BY SOURCE WATER SYSTEM - - - - -						950		

POPULATION SERVED FLUORIDATED DRINKING WATER BY SOURCE SYSTEM,
CONSECUTIVE SYSTEM, AND COUNTY WITHIN STATE (AS OF 12/31/92)

INDIANA

WATER SYSTEMS AND CONSECUTIVE SYSTEMS SERVED	EPA ID NO	COUNTY	CHEM USED	STATUS	FLUOR START DATE	POP SERVED	NATURAL SYSTEMS NAT LEVEL	OPT LEVEL
ROANOKE	5235009	HUNTINGTON		NATL		1018	1.2	
TOTAL POPULATION SERVED BY SOURCE WATER SYSTEM - - - - -						1018		
ROCHESTER	5225006	FULTON	NaF	ADJ	/65	5020		1.0
TOTAL POPULATION SERVED BY SOURCE WATER SYSTEM - - - - -						5020		
ROCKPORT-IN CITIES W CO	5274007	SPENCER	Acid	ADJ	/61	2318		1.0
TOTAL POPULATION SERVED BY SOURCE WATER SYSTEM - - - - -						2318		
ROLLING PEAIRIE ELEM	2460036	LAPORTE	NaF	ADJ	00/90	369		1.0
TOTAL POPULATION SERVED BY SOURCE WATER SYSTEM - - - - -						369		
ROME CITY ELEM & MIDDLE	2570010	NOBLE	NaF	ADJ	/78	488		4.5
TOTAL POPULATION SERVED BY SOURCE WATER SYSTEM - - - - -						488		
ROSEDALE	5261007	PARKE	NaF	ADJ	00/91	920		1.0
TOTAL POPULATION SERVED BY SOURCE WATER SYSTEM - - - - -						920		
ROYAL CENTER	5209008	CASS		NATL		910	0.7	
TOTAL POPULATION SERVED BY SOURCE WATER SYSTEM - - - - -						910		
RUSHVILLE	5270005	RUSH	Acid	ADJ	/58	6140		1.0
TOTAL POPULATION SERVED BY SOURCE WATER SYSTEM - - - - -						6140		
RUSSIAVILLE	5234008	HOWARD		NATL		970	1.0	
TOTAL POPULATION SERVED BY SOURCE WATER SYSTEM - - - - -						970		
SALEM	5288005	WASHINGTON	NaSiF6	ADJ	/67	7695		1.0
EAST WASHINGTON	5288002	WASHINGTON		CONS		3442		
PALMYRA (PART)	5231004	HARRISON		CONS		2565		
NEW PEKIN	5288004	WASHINGTON		CONS		1170		
TOTAL POPULATION SERVED BY SOURCE WATER SYSTEM - - - - -						14872		
SANTA CLAUS	5274010	SPENCER	NaF	ADJ	/79	600		1.0
SANTA LAHILL	5274011	GIBSON		CONS		810		
TOTAL POPULATION SERVED BY SOURCE WATER SYSTEM - - - - -						1410		
SANTEE UTILITIES	5216003	DECATUR	NaF	ADJ	00/93	90		1.0
TOTAL POPULATION SERVED BY SOURCE WATER SYSTEM - - - - -						90		

POPULATION SERVED FLUORIDATED DRINKING WATER BY SOURCE SYSTEM,
CONSECUTIVE SYSTEM, AND COUNTY WITHIN STATE (AS OF 12/31/92)

INDIANA

WATER SYSTEMS AND CONSECUTIVE SYSTEMS SERVED	EPA ID NO	COUNTY	CHEM USED	STATUS	FLUOR START DATE	POP SERVED	NATURAL SYSTEMS NAT LEVEL	OPT LEVEL
SCHNEIDER	5245042	LAKE			NATL	360	0.7	
TOTAL POPULATION SERVED BY SOURCE WATER SYSTEM - - - - -						360		
SCOTTSBURG	5272001	SCOTT	NaF	ADJ	/67	5520		1.0
TOTAL POPULATION SERVED BY SOURCE WATER SYSTEM - - - - -						5520		
SE FOUNTAIN SCHOOL		FOUNTAIN	NaF	ADJ	/77	1376		4.5
TOTAL POPULATION SERVED BY SOURCE WATER SYSTEM - - - - -						1376		
SEEGER & WARREN CENTRAL SCHOOL		WARREN			NATL	1036	0.0	
TOTAL POPULATION SERVED BY SOURCE WATER SYSTEM - - - - -						1036		
SELLERSBURG	5210010	CLARK	NaF	ADJ	/67	9450		1.0
RURAL MEMBERSHIP	5210009	CLARK		CONS		3070		
SILVER CREEK	5210011	CLARK		CONS		6226		
SUNFLOWER VALLEY WTR CORP	5210012	CLARK		CONS		150		
TOTAL POPULATION SERVED BY SOURCE WATER SYSTEM - - - - -						18896		
SEYMOUR-IN CITIES W CO	5236005	JACKSON	NaSiF6	ADJ	/54	14600		1.0
TOTAL POPULATION SERVED BY SOURCE WATER SYSTEM - - - - -						14600		
SHADED ACRES	5268009	RANDOLPH			NATL	70	1.0	
TOTAL POPULATION SERVED BY SOURCE WATER SYSTEM - - - - -						70		
SHARPSVILLE	5280003	TIPTON			NATL	710	1.0	
TOTAL POPULATION SERVED BY SOURCE WATER SYSTEM - - - - -						710		
SHELBYVILLE-IN CITIES W CO	5273002	SHELBY	Acid	ADJ	/65	12900		1.0
TOTAL POPULATION SERVED BY SOURCE WATER SYSTEM - - - - -						12900		
SHERIDAN	5229014	HAMILTON			NATL	2200	1.3	
TOTAL POPULATION SERVED BY SOURCE WATER SYSTEM - - - - -						2200		
SHIPSHEWANA	5244006	LAGRANGE	NaF	ADJ	/84	460		1.0
TOTAL POPULATION SERVED BY SOURCE WATER SYSTEM - - - - -						460		

POPULATION SERVED FLUORIDATED DRINKING WATER BY SOURCE SYSTEM,
CONSECUTIVE SYSTEM, AND COUNTY WITHIN STATE (AS OF 12/31/92)

INDIANA

WATER SYSTEMS AND CONSECUTIVE SYSTEMS SERVED	EPA ID NO	COUNTY	CHEM USED	STATUS	FLUOR START DATE	POP SERVED	NATURAL SYSTEMS NAT LEVEL	OPT LEVEL
SHIRLEY	5233013	HENRY		NATL		817	1.3	
TOTAL POPULATION SERVED BY SOURCE WATER SYSTEM - - - - -						817		
SILVER LAKE	5243021	KOSCIUSKO		NATL		800	1.3	
TOTAL POPULATION SERVED BY SOURCE WATER SYSTEM - - - - -						800		
SOUTH BEND FARMINGTON SQUARE WTR SUP	5271014	ST. JOSEPH ST JOSEPH	Acid	ADJ CONS	/67	108170 250		1.0
TOTAL POPULATION SERVED BY SOURCE WATER SYSTEM - - - - -						108420		
SOUTH CENTRAL	2460843	LA PORTE	NaF	ADJ	/76	863		4.5
TOTAL POPULATION SERVED BY SOURCE WATER SYSTEM - - - - -						863		
SOUTH HARRISON CO	5231006	HARRISON	NaF	ADJ	/81	4000		1.0
TOTAL POPULATION SERVED BY SOURCE WATER SYSTEM - - - - -						4000		
SOUTH HAVEN WW	5264027	PORTER	Acid	ADJ	/81	12000		1.0
TOTAL POPULATION SERVED BY SOURCE WATER SYSTEM - - - - -						12000		
SOUTH LAWRENCE UTIL	5247007	LAWRENCE	NaF	ADJ	00/89	2470		1.0
TOTAL POPULATION SERVED BY SOURCE WATER SYSTEM - - - - -						2470		
SOUTH WHITLEY	5292007	WHITLEY	Acid	ADJ	/64	1560		1.0
TOTAL POPULATION SERVED BY SOURCE WATER SYSTEM - - - - -						1560		
SPEEDWAY	5249008	MARION	NaSiF6	ADJ	/68	13000		1.0
TOTAL POPULATION SERVED BY SOURCE WATER SYSTEM - - - - -						13000		
SPICELAND	5233016	HENRY	NaF	ADJ	01/86	1100		1.0
TOTAL POPULATION SERVED BY SOURCE WATER SYSTEM - - - - -						1100		
SPRINGFIELD ELEM	2460034	LA PORTE	NaF	ADJ	/79	362		4.5
TOTAL POPULATION SERVED BY SOURCE WATER SYSTEM - - - - -						362		
SPRINGS VALLEY REG WATER NEW PROSPECT WTR CO	5259002 5259005	ORANGE ORANGE	NaF	ADJ CONS	/83	3520 168		1.0
TOTAL POPULATION SERVED BY SOURCE WATER SYSTEM - - - - -						3688		

POPULATION SERVED FLUORIDATED DRINKING WATER BY SOURCE SYSTEM,
CONSECUTIVE SYSTEM, AND COUNTY WITHIN STATE (AS OF 12/31/92)

INDIANA

WATER SYSTEMS AND CONSECUTIVE SYSTEMS SERVED	EPA ID NO	COUNTY	CHEM USED	STATUS	FLUOR START DATE	POP SERVED	NATURAL SYSTEMS NAT LEVEL	OPT LEVEL
SPURGEON	5263004	PIKE		NATL		390	1.0	
TOTAL POPULATION SERVED BY SOURCE WATER SYSTEM - - - - -						390		
ST JOE	5217006	DE KALB		NATL		550	1.0	
TOTAL POPULATION SERVED BY SOURCE WATER SYSTEM - - - - -						550		
ST JOHN	5245043	LAKE	NaF	ADJ	/82	4500		1.0
TOTAL POPULATION SERVED BY SOURCE WATER SYSTEM - - - - -						4500		
ST PAUL	5216004	DECATUR/SHELBY	NaF	ADJ	/83	1090		1.0
TOTAL POPULATION SERVED BY SOURCE WATER SYSTEM - - - - -						1090		
STAUNTON	5211007	CLAY		NATL		830	0.8	
TOTAL POPULATION SERVED BY SOURCE WATER SYSTEM - - - - -						830		
STUCKER FORK UTILITIES	5272002	SCOTT	NaF	ADJ	/71	16000		1.0
TOTAL POPULATION SERVED BY SOURCE WATER SYSTEM - - - - -						16000		
SUMMITVILLE	5248010	MADISON		NATL		1008	0.8	
TOTAL POPULATION SERVED BY SOURCE WATER SYSTEM - - - - -						1008		
SUNMAN	5269005	RIPLEY	NaF	ADJ	/83	920		1.0
TOTAL POPULATION SERVED BY SOURCE WATER SYSTEM - - - - -						920		
SWAYZEE	5227020	GRANT		NATL		1120	1.0	
TOTAL POPULATION SERVED BY SOURCE WATER SYSTEM - - - - -						1120		
SWITZ CITY	0000015	GREENE	NaF	ADJ	00/86	700		1.0
TOTAL POPULATION SERVED BY SOURCE WATER SYSTEM - - - - -						700		
SYRACUSE	5243025	KOSCIUSKO	NaF	ADJ	/84	2570		1.0
TOTAL POPULATION SERVED BY SOURCE WATER SYSTEM - - - - -						2570		
TELL CITY	5262004	PERRY	Acid	ADJ	/85	8910		1.0
AND-TRO INC	5262001	PERRY		CONS		1350		
NORTH PERRY WTR SYS	5262003	PERRY		CONS		1012		
TOTAL POPULATION SERVED BY SOURCE WATER SYSTEM - - - - -						11272		

POPULATION SERVED FLUORIDATED DRINKING WATER BY SOURCE SYSTEM,
CONSECUTIVE SYSTEM, AND COUNTY WITHIN STATE (AS OF 12/31/92)

INDIANA

WATER SYSTEMS AND CONSECUTIVE SYSTEMS SERVED	EPA ID NO	COUNTY	CHEM USED	STATUS	FLUOR START DATE	POP SERVED	NATURAL NAT LEVEL	SYSTEMS OPT LEVEL
TERRE HAUTE	5284012	VIGO	Acid	ADJ	01/88	61020		1.0
SEELYVILLE	5284011	VIGO		CONS		5000		
TOTAL POPULATION SERVED BY SOURCE WATER SYSTEM - - - - -						66020		
THORNTOWN	5206005	BOONE	NaF	ADJ	/80	1470		1.0
TOTAL POPULATION SERVED BY SOURCE WATER SYSTEM - - - - -						1470		
TOPEKA	5244008	LAGRANGE	NaF	ADJ	/65	870		1.0
TOTAL POPULATION SERVED BY SOURCE WATER SYSTEM - - - - -						870		
TRITON ELEM	2730011	SHELBY	NaF	ADJ	/76	584		4.5
TOTAL POPULATION SERVED BY SOURCE WATER SYSTEM - - - - -						584		
TRITON MIDDLE	2730009	SHELBY	NaF	ADJ	/79	512		4.5
TOTAL POPULATION SERVED BY SOURCE WATER SYSTEM - - - - -						512		
TWIN LAKES UTILITY	5245046	LAKE	NaF	ADJ	01/87	6750		1.0
TOTAL POPULATION SERVED BY SOURCE WATER SYSTEM - - - - -						6750		
UNION CENTER ELEM	2640882	PORTER	NaF	ADJ	/80	404		4.5
TOTAL POPULATION SERVED BY SOURCE WATER SYSTEM - - - - -						404		
UNION CITY	5268010	RANDOLPH		NATL		4420	0.8	
TOTAL POPULATION SERVED BY SOURCE WATER SYSTEM - - - - -						4420		
UNION ELEM.	2200046	ELKHART	NaF	ADJ	00/79	233		4.5
TOTAL POPULATION SERVED BY SOURCE WATER SYSTEM - - - - -						233		
UNION MIDDLE	2640881	PORTER	NaF	ADJ	00/80	243		4.5
TOTAL POPULATION SERVED BY SOURCE WATER SYSTEM - - - - -						243		
UNITED METHODIST MEMORIAL HOME	5235011	HUNTINGTON		NATL		400	0.9	
TOTAL POPULATION SERVED BY SOURCE WATER SYSTEM - - - - -						400		
UPLAND	5227022	GRANT		NATL		3330	1.8	
TOTAL POPULATION SERVED BY SOURCE WATER SYSTEM - - - - -						3330		

POPULATION SERVED FLUORIDATED DRINKING WATER BY SOURCE SYSTEM,
CONSECUTIVE SYSTEM, AND COUNTY WITHIN STATE (AS OF 12/31/92)

INDIANA

WATER SYSTEMS AND CONSECUTIVE SYSTEMS SERVED	EPA ID NO	COUNTY	CHEM USED	STATUS	FLUOR START DATE	POP SERVED	NATURAL SYSTEMS NAT LEVEL	OPT LEVEL
VALPARAISO	5264029	PORTER	Acid	ADJ	/52	22120		1.0
LAC UTILITIES	5264033	PORTER		CONS		50		
TOTAL POPULATION SERVED BY SOURCE WATER SYSTEM - - - - -						22170		
VAN BUREN	5227023	GRANT		NATL		934	0.9	
TOTAL POPULATION SERVED BY SOURCE WATER SYSTEM - - - - -						934		
VEEDERSBURG	5223005	FOUNTAIN	NaF	ADJ	/69	2240		1.0
TOTAL POPULATION SERVED BY SOURCE WATER SYSTEM - - - - -						2240		
VERSAILLES	5269006	RIPLEY	NaF	ADJ	/70	2100		1.0
HOLTON COMMUNITY WTR CORP	5269008	RIPLEY		CONS		370		
OAKTOWN	5242009	KNOX		CONS		945		
TOTAL POPULATION SERVED BY SOURCE WATER SYSTEM - - - - -						3415		
VEVAY	5278002	SWITZERLAND	NaF	ADJ	/55	1463		1.0
TOTAL POPULATION SERVED BY SOURCE WATER SYSTEM - - - - -						1463		
VINCENNES	5242014	KNOX	Acid	ADJ	/67	21060		1.0
TOTAL POPULATION SERVED BY SOURCE WATER SYSTEM - - - - -						21060		
WABASH	5285003	WABASH	Acid	ADJ	/58	4400		1.0
TOTAL POPULATION SERVED BY SOURCE WATER SYSTEM - - - - -						4400		
WAKARUSA	5220029	ELKHART	NaF	ADJ	/81	1270		1.0
TOTAL POPULATION SERVED BY SOURCE WATER SYSTEM - - - - -						1270		
WALDRON CONSERVANCY DIST	5273006	SHELBY	NaF	ADJ	/83	440		1.0
TOTAL POPULATION SERVED BY SOURCE WATER SYSTEM - - - - -						440		
WALKERTON	5271017	ST. JOSEPH	NaF	ADJ	/54	2040		1.0
TOTAL POPULATION SERVED BY SOURCE WATER SYSTEM - - - - -						2040		
WALTON	5209010	CASS		NATL		1200	1.2	
TOTAL POPULATION SERVED BY SOURCE WATER SYSTEM - - - - -						1200		
WANATAH	5246033	LAPORTE	NaF	ADJ	/80	875		1.0
TOTAL POPULATION SERVED BY SOURCE WATER SYSTEM - - - - -						875		

POPULATION SERVED FLUORIDATED DRINKING WATER BY SOURCE SYSTEM,
CONSECUTIVE SYSTEM, AND COUNTY WITHIN STATE (AS OF 12/31/92)

INDIANA

WATER SYSTEMS AND CONSECUTIVE SYSTEMS SERVED	EPA ID NO	COUNTY	CHEM USED	STATUS	FLUOR START DATE	POP SERVED	NATURAL SYSTEMS NAT LEVEL	OPT LEVEL
WARREN	5235012	HUNTINGTON	NaF	ADJ	/67	1300		1.0
TOTAL POPULATION SERVED BY SOURCE WATER SYSTEM - - - - -						1300		
WARREN ELEM	2710021	ST. JOSEPH	NaF	ADJ	/77	457		4.5
TOTAL POPULATION SERVED BY SOURCE WATER SYSTEM - - - - -						457		
WARSAW	5243030	KOSCIUSKO	Acid	ADJ	/68	11000		1.0
TOTAL POPULATION SERVED BY SOURCE WATER SYSTEM - - - - -						11000		
WASHINGTON DAVINESS CO RW	5214007 5214002	DAVIESS DAVINESS	Acid	ADJ CONS	/70	13900 2295		1.0
TOTAL POPULATION SERVED BY SOURCE WATER SYSTEM - - - - -						16195		
WASHINGTON TWP SCHOOL	2640015	PORTER	NaF	ADJ	/77	592		4.5
TOTAL POPULATION SERVED BY SOURCE WATER SYSTEM - - - - -						592		
WASHINGTON TWP WATER CO	5210015	CLARK	NaF	ADJ	00/93	2430		1.0
TOTAL POPULATION SERVED BY SOURCE WATER SYSTEM - - - - -						2430		
WATERLOO	5217007	DE KALB		NATL		1951	1.0	
TOTAL POPULATION SERVED BY SOURCE WATER SYSTEM - - - - -						1951		
WATSON RURAL WATER DIST	5210016	CLARK	NaF	ADJ	/80	5446		1.0
TOTAL POPULATION SERVED BY SOURCE WATER SYSTEM - - - - -						5446		
WAYNETOWN	5254013	MONTGOMERY	NaF	ADJ	/83	910		1.0
TOTAL POPULATION SERVED BY SOURCE WATER SYSTEM - - - - -						910		
WES-DEL MIDDLE	2180896	DELAWARE	NaF	ADJ	/80	230		4.5
TOTAL POPULATION SERVED BY SOURCE WATER SYSTEM - - - - -						230		
WEST CENTRAL ELEM		PULASKI	NaF	ADJ	/82	564		4.5
TOTAL POPULATION SERVED BY SOURCE WATER SYSTEM - - - - -						564		
WEST LAFAYETTE	5279020	TIPPECANOE	Acid	ADJ	/58	21200		1.0
TOTAL POPULATION SERVED BY SOURCE WATER SYSTEM - - - - -						21200		

POPULATION SERVED FLUORIDATED DRINKING WATER BY SOURCE SYSTEM,
CONSECUTIVE SYSTEM, AND COUNTY WITHIN STATE (AS OF 12/31/92)

INDIANA

WATER SYSTEMS AND CONSECUTIVE SYSTEMS SERVED	EPA ID NO	COUNTY	CHEM USED	STATUS	FLUOR START DATE	POP SERVED	NATURAL SYSTEMS NAT LEVEL	OPT LEVEL
WEST LEBANON	5286003	WARREN			NATL	674	0.7	
TOTAL POPULATION SERVED BY SOURCE WATER SYSTEM - - - - -						674		
WESTFIELD	5229021	HAMILTON			NATL	3370	0.8	
TOTAL POPULATION SERVED BY SOURCE WATER SYSTEM - - - - -						3370		
WESTPORT	5216005	DECATUR	NaF	ADJ	/80	1440		1.0
TOTAL POPULATION SERVED BY SOURCE WATER SYSTEM - - - - -						1440		
WESTVILLE	5426029	LAPORTE	NaF	ADJ	/84	2652		1.0
TOTAL POPULATION SERVED BY SOURCE WATER SYSTEM - - - - -						2652		
WESTWOOD ELEM	2330019	HENRY	NaF	ADJ	/76	262		4.5
TOTAL POPULATION SERVED BY SOURCE WATER SYSTEM - - - - -						262		
WHEATFIELD ELEM	2370006	JASPER	NaF	ADJ	/80	472		4.5
TOTAL POPULATION SERVED BY SOURCE WATER SYSTEM - - - - -						472		
WHITELAND	5241009	JOHNSON			NATL	1960	1.0	
TOTAL POPULATION SERVED BY SOURCE WATER SYSTEM - - - - -						1960		
WHITES INSTITUTE	5285020	WABASH			NATL	300	1.7	
TOTAL POPULATION SERVED BY SOURCE WATER SYSTEM - - - - -						300		
WHITESTOWN	5206006	BOONE	NaF	ADJ	/84	500		1.0
TOTAL POPULATION SERVED BY SOURCE WATER SYSTEM - - - - -						500		
WHITING	5245048	LAKE	NaF	ADJ	/72	5710		1.0
TOTAL POPULATION SERVED BY SOURCE WATER SYSTEM - - - - -						5710		
WILLIAMSPORT	5286004	WARREN	NaF	ADJ	01/88	2140		1.0
TOTAL POPULATION SERVED BY SOURCE WATER SYSTEM - - - - -						2140		
WINAMAC	5266005	PULASKI	NaF	ADJ	/80	2380		1.0
TOTAL POPULATION SERVED BY SOURCE WATER SYSTEM - - - - -						2380		

POPULATION SERVED FLUORIDATED DRINKING WATER BY SOURCE SYSTEM,
CONSECUTIVE SYSTEM, AND COUNTY WITHIN STATE (AS OF 12/31/92)

INDIANA

WATER SYSTEMS AND CONSECUTIVE SYSTEMS SERVED	EPA ID NO	COUNTY	CHEM USED	STATUS	FLUOR START DATE	POP SERVED	NATURAL SYSTEMS NAT LEVEL	OPT LEVEL
WINCHESTER-HOOSIER WATER CO	5268003	RANDOLPH	NaF	ADJ	/80	5493		1.0
TOTAL POPULATION SERVED BY SOURCE WATER SYSTEM - - - - -						5493		
WINFIELD ELEM	2450012	LAKE	NaF	ADJ	/74	586		4.5
TOTAL POPULATION SERVED BY SOURCE WATER SYSTEM - - - - -						586		
WINGATE	5254014	MONTGOMERY	NaF	ADJ	/80	380		1.0
TOTAL POPULATION SERVED BY SOURCE WATER SYSTEM - - - - -						380		
WINSLOW	5263006	PIKE	NaF	ADJ	/69	1242		1.0
TOTAL POPULATION SERVED BY SOURCE WATER SYSTEM - - - - -						1242		
WOLCOTT	5291015	WHITE	NaF	ADJ	/84	962		1.0
TOTAL POPULATION SERVED BY SOURCE WATER SYSTEM - - - - -						962		
WOLCOTTVILLE	5244010	LAGRANGE	NaF	ADJ	00/92	890		1.0
TOTAL POPULATION SERVED BY SOURCE WATER SYSTEM - - - - -						890		
WOOD, JOHN ELEM		LAKE	NaF	ADJ	/78	388		4.5
TOTAL POPULATION SERVED BY SOURCE WATER SYSTEM - - - - -						388		
WOODBURN	5202024	ALLEN		NATL		1321	2.0	
TOTAL POPULATION SERVED BY SOURCE WATER SYSTEM - - - - -						1321		
YANKEETOWN	5287008	WARRICK	NaF	ADJ	/83	730		1.0
TOTAL POPULATION SERVED BY SOURCE WATER SYSTEM - - - - -						730		
YORK ELEM.	0000004	ELKHART	NaF	ADJ	01/84	313		1.0
TOTAL POPULATION SERVED BY SOURCE WATER SYSTEM - - - - -						313		
YORKTOWN	5218014	DELAWARE	NaF	ADJ	/80	2250		1.0
TOTAL POPULATION SERVED BY SOURCE WATER SYSTEM - - - - -						2250		

STATE SUMMARY DATA AS OF 12/31/92

IOWA

SYSTEM SIZE CLASSIFICATION

	FLUORIDATED SYSTEMS		PUBLIC WATER SYSTEMS	
	NUMBER OF SYSTEMS	TOTAL POPULATION	NUMBER OF SYSTEMS	TOTAL POPULATION
=<1,000	345	146,511	670	131,000
1,001-5,000	186	401,689	427	625,000
5,001-10,000	38	267,443	40	281,000
10,001-50,000	25	541,349	23	519,000
50,001-100,000	5	318,833	5	319,000
>100,000	3	446,978	3	447,000
TOTAL	602	2,122,803	1,168	2,332,000

FLUORIDATED SYSTEM CLASSIFICATION

	NUMBER	POPULATION	PERCENTAGE (POP.)
ADJUSTED	262	1,657,736	78.1
CONSECUTIVE	124	162,415	7.7
NATURAL	216	302,652	14.3
TOTAL	602	2,122,803	

SCHOOLS, INDIAN AND MILITARY SYSTEMS

	ADJUSTED		NATURAL	
	NUMBER	POP.	NUMBER	POP.
TOTAL SCHOOLS	0	0	0	0
INDIAN SYSTEMS	1	240	0	0
INDIAN SCHOOLS	0	0	0	0
MILITARY SYSTEMS	0	0	0	0

CHEMICAL USAGE OF FLUORIDATING SYSTEMS

	NUMBER	POPULATION
SODIUM FLUORIDE	11	19,610
SODIUM SILICOFUORIDE	20	375,414
HYDROFLUOSILICIC ACID	347	1,419,210

POPULATION SERVED FLUORIDATED DRINKING WATER BY SOURCE SYSTEM,
CONSECUTIVE SYSTEM, AND COUNTY WITHIN STATE (AS OF 12/31/92)

IOWA

WATER SYSTEMS AND CONSECUTIVE SYSTEMS SERVED	EPA ID NO	COUNTY	CHEM USED	STATUS	FLUOR START DATE	POP SERVED	NATURAL SYSTEMS NAT LEVEL	OPT LEVEL
ACKLEY	4201001	FRANKLIN			NATL	1750	1.0	
	TOTAL POPULATION SERVED BY SOURCE WATER SYSTEM - - - - -					1750		
ADAIR	0105002	GUTHRIE	Acid	ADJ	03/89	893		1.0
	TOTAL POPULATION SERVED BY SOURCE WATER SYSTEM - - - - -					893		
ADEL	2503003	DALLAS	Acid	ADJ	11/74	3304		1.0
	TOTAL POPULATION SERVED BY SOURCE WATER SYSTEM - - - - -					3304		
AFTON	8803005	UNION	Acid	ADJ	01/86	953		1.0
	TOTAL POPULATION SERVED BY SOURCE WATER SYSTEM - - - - -					953		
AINSWORTH	9203007	WASHINGTON			NATL	506	1.2	
	TOTAL POPULATION SERVED BY SOURCE WATER SYSTEM - - - - -					506		
ALBERT CITY	1103009	BUENA VISTA	Acid	ADJ	05/82	779		1.1
	TOTAL POPULATION SERVED BY SOURCE WATER SYSTEM - - - - -					779		
ALBIA	6803010	MONROE	Acid	ADJ	02/86	3870		1.0
	TOTAL POPULATION SERVED BY SOURCE WATER SYSTEM - - - - -					3870		
ALGONA	5502015	KOSSUTH	NaSiF6	ADJ	04/59	6015		1.1
	TOTAL POPULATION SERVED BY SOURCE WATER SYSTEM - - - - -					6015		
ALLISON	1203026	BUTLER	Acid	ADJ	08/68	1000		1.1
	TOTAL POPULATION SERVED BY SOURCE WATER SYSTEM - - - - -					1000		
ALTON	8403029	SIOUX	Acid	ADJ	07/82	1063		1.1
	TOTAL POPULATION SERVED BY SOURCE WATER SYSTEM - - - - -					1063		
ALTOONA	7707030	POLK			NATL	7191	1.6	
	TOTAL POPULATION SERVED BY SOURCE WATER SYSTEM - - - - -					7191		
AMES	8503039	STORY	NaSiF6	ADJ	02/57	47198		1.0
ISU CAMPUS WATER	8503528	STORY		CONS		7890		
	TOTAL POPULATION SERVED BY SOURCE WATER SYSTEM - - - - -					55088		

POPULATION SERVED FLUORIDATED DRINKING WATER BY SOURCE SYSTEM,
CONSECUTIVE SYSTEM, AND COUNTY WITHIN STATE (AS OF 12/31/92)

IOWA

WATER SYSTEMS AND CONSECUTIVE SYSTEMS SERVED	EPA ID NO	COUNTY	CHEM USED	STATUS	FLUOR START DATE	POP SERVED	NATURAL NAT LEVEL	SYSTEMS OPT LEVEL
ANAMOSA	5307048	JONES			NATL	5100	1.2	
	TOTAL POPULATION SERVED BY SOURCE WATER SYSTEM - - - - -					5100		
ANDREW	4903050	JACKSON			NATL	319	0.8	
	TOTAL POPULATION SERVED BY SOURCE WATER SYSTEM - - - - -					319		
ANTHON	9704060	WOODBURY			NATL	638	0.9	
	TOTAL POPULATION SERVED BY SOURCE WATER SYSTEM - - - - -					638		
APLINGTON	1207061	BUTLER	Acid	ADJ	01/68	1034		1.1
	TOTAL POPULATION SERVED BY SOURCE WATER SYSTEM - - - - -					1034		
ARCADIA	1403062	CARROLL			NATL	485	2.1	
	TOTAL POPULATION SERVED BY SOURCE WATER SYSTEM - - - - -					485		
ARGYLE RWS	5603701	LEE	Acid	ADJ	05/85	175		1.0
	TOTAL POPULATION SERVED BY SOURCE WATER SYSTEM - - - - -					175		
ARLINGTON	3307065	FAYETTE	Acid	ADJ	09/84	465		1.1
	TOTAL POPULATION SERVED BY SOURCE WATER SYSTEM - - - - -					465		
ARMSTRONG	3203066	EMMET	Acid	ADJ	09/68	1025		1.1
	TOTAL POPULATION SERVED BY SOURCE WATER SYSTEM - - - - -					1025		
ASHTON	7209069	OSCEOLA	Acid	ADJ	12/84	462		1.1
	TOTAL POPULATION SERVED BY SOURCE WATER SYSTEM - - - - -					462		
ATLANTIC	1509074	CASS	Acid	ADJ	11/68	7450		1.0
	TOTAL POPULATION SERVED BY SOURCE WATER SYSTEM - - - - -					7450		
AUDUBON	0505077	AUDUBON	Acid	ADJ	05/63	2524		1.0
	TOTAL POPULATION SERVED BY SOURCE WATER SYSTEM - - - - -					2524		
AURELIA	1803079	CHEROKEE	Acid	ADJ	09/92	1034		1.1
	TOTAL POPULATION SERVED BY SOURCE WATER SYSTEM - - - - -					1034		
AVOCA	7803080	POTTAWATTAMIE	Acid	ADJ	08/64	1497		1.0
	TOTAL POPULATION SERVED BY SOURCE WATER SYSTEM - - - - -					1497		

POPULATION SERVED FLUORIDATED DRINKING WATER BY SOURCE SYSTEM,
CONSECUTIVE SYSTEM, AND COUNTY WITHIN STATE (AS OF 12/31/92)

IOWA

WATER SYSTEMS AND CONSECUTIVE SYSTEMS SERVED	EPA ID NO	COUNTY	CHEM USED	STATUS	FLUOR START DATE	POP SERVED	NATURAL SYSTEMS NAT LEVEL	OPT LEVEL
BADGER	9405082	WEBSTER			NATL	569	1.9	
TOTAL POPULATION SERVED BY SOURCE WATER SYSTEM - - - - -						569		
BAGLEY	3902083	GUTHRIE	Acid	ADJ	04/86	303	1.0	
TOTAL POPULATION SERVED BY SOURCE WATER SYSTEM - - - - -						303		
BANCROFT	5507085	KOSSUTH	Acid	ADJ	04/63	857	1.1	
TOTAL POPULATION SERVED BY SOURCE WATER SYSTEM - - - - -						857		
BAXTER	5003091	JASPER	Acid	ADJ	05/83	938	1.0	
TOTAL POPULATION SERVED BY SOURCE WATER SYSTEM - - - - -						938		
BAYARD	3907092	GUTHRIE	Acid	ADJ	10/86	511	1.0	
TOTAL POPULATION SERVED BY SOURCE WATER SYSTEM - - - - -						511		
BEDFORD	8709096	TAYLOR	Acid	ADJ	09/68	1528	1.0	
TOTAL POPULATION SERVED BY SOURCE WATER SYSTEM - - - - -						1528		
BEEDES LAKE HOMEOWNERS ASSN	3500933	FRANKLIN			NATL	75	2.5	
TOTAL POPULATION SERVED BY SOURCE WATER SYSTEM - - - - -						75		
BELLE PLAINE	0610099	BENTON	Acid	ADJ	06/92	2834	1.0	
TOTAL POPULATION SERVED BY SOURCE WATER SYSTEM - - - - -						2834		
BELLEVUE	4910000	JACKSON	Acid	ADJ	09/79	2461	1.1	
TOTAL POPULATION SERVED BY SOURCE WATER SYSTEM - - - - -						2461		
BELMOND	9905003	WRIGHT	Acid	ADJ	08/64	2505	1.1	
TOTAL POPULATION SERVED BY SOURCE WATER SYSTEM - - - - -						2505		
BENNETT	1603005	CEDAR	Acid	ADJ	05/87	395	1.0	
TOTAL POPULATION SERVED BY SOURCE WATER SYSTEM - - - - -						395		
BLAIRSBURG	4003012	HAMILTON			NATL	269	1.9	
TOTAL POPULATION SERVED BY SOURCE WATER SYSTEM - - - - -						269		

POPULATION SERVED FLUORIDATED DRINKING WATER BY SOURCE SYSTEM,
CONSECUTIVE SYSTEM, AND COUNTY WITHIN STATE (AS OF 12/31/92)

IOWA

WATER SYSTEMS AND CONSECUTIVE SYSTEMS SERVED	EPA ID NO	COUNTY	CHEM USED	STATUS	FLUOR START DATE	POP SERVED	NATURAL SYSTEMS NAT LEVEL	OPT LEVEL
BLAIRSTOWN	0607013	BENTON			NATL	672	1.7	
TOTAL POPULATION SERVED BY SOURCE WATER SYSTEM - - - - -						672		
BLOOMFIELD	2613019	DAVIS	Acid	ADJ	04/64	2850		1.0
DRAKESVILLE	2618051	DAVIS		CONS		172		
TOTAL POPULATION SERVED BY SOURCE WATER SYSTEM - - - - -						3022		
BONDURANT	7717032	POLK	Acid	ADJ	09/82	1584		1.0
TOTAL POPULATION SERVED BY SOURCE WATER SYSTEM - - - - -						1584		
BOONE	0819033	BOONE	Acid	ADJ	09/61	12392		1.0
BENEFITTED WATER DISTRICT WEST	0819305	BOONE		CONS		95		
LEDGES WATER DISTRICT	0819301	BOONE		CONS		30		
LOGANSPOUT WD	8377101	BOONE		CONS		125		
XENIA RWD EAST	0844006	BOONE		CONS		1018		
TOTAL POPULATION SERVED BY SOURCE WATER SYSTEM - - - - -						13660		
BOXHOLM	0825036	BOONE			NATL	267	2.6	
TOTAL POPULATION SERVED BY SOURCE WATER SYSTEM - - - - -						267		
BREDA	1409041	CARROLL	Acid	ADJ	06/82	490		1.0
TOTAL POPULATION SERVED BY SOURCE WATER SYSTEM - - - - -						490		
BRIGHTON	9209043	WASHINGTON			NATL	684	1.4	
TOTAL POPULATION SERVED BY SOURCE WATER SYSTEM - - - - -						684		
BRITT	4103045	HANCOCK	Acid	ADJ	09/71	2133		1.1
TOTAL POPULATION SERVED BY SOURCE WATER SYSTEM - - - - -						2133		
BROOKLYN	7909047	POWESHIEK			NATL	1439	1.2	
TOTAL POPULATION SERVED BY SOURCE WATER SYSTEM - - - - -						1439		
BURLINGTON	2909053	DES MOINES	NaSiF6	ADJ	04/63	27208		1.0
DANVILLE	2915000	DES MOINES		CONS		926		
IOWA ARMY AMMO PLANT	2900900	DES MOINES		CONS		1500		
MIDDLETOWN	2952075	DES MOINES		CONS		386		
TOTAL POPULATION SERVED BY SOURCE WATER SYSTEM - - - - -						30020		
BURT	5510060	KOSSUTH			NATL	575	0.7	
TOTAL POPULATION SERVED BY SOURCE WATER SYSTEM - - - - -						575		

POPULATION SERVED FLUORIDATED DRINKING WATER BY SOURCE SYSTEM,
CONSECUTIVE SYSTEM, AND COUNTY WITHIN STATE (AS OF 12/31/92)

IOWA

WATER SYSTEMS AND CONSECUTIVE SYSTEMS SERVED	EPA ID NO	COUNTY	CHEM USED	STATUS	FLUOR START DATE	POP SERVED	NATURAL NAT LEVEL	SYSTEMS OPT LEVEL
BUSSEY	6309061	MARION			NATL	494	1.2	
HAMILTON	6309001	MARION			CONS	115		
TOTAL POPULATION SERVED BY SOURCE WATER SYSTEM - - - - -						609		
CALLENDER	9417063	WEBSTER			NATL	384	1.7	
TOTAL POPULATION SERVED BY SOURCE WATER SYSTEM - - - - -						384		
CARLISLE	9113071	WARREN	Acid	ADJ	12/64	3200		1.0
TOTAL POPULATION SERVED BY SOURCE WATER SYSTEM - - - - -						3200		
CARROLL	1415072	CARROLL	Acid	ADJ	01/72	9579		1.0
TOTAL POPULATION SERVED BY SOURCE WATER SYSTEM - - - - -						9579		
CASCADE	3118080	DUBUQUE	Acid	ADJ	02/80	1812		1.1
TOTAL POPULATION SERVED BY SOURCE WATER SYSTEM - - - - -						1812		
CASEY	3914081	GUTHRIE	Acid	ADJ	11/84	441		1.0
TOTAL POPULATION SERVED BY SOURCE WATER SYSTEM - - - - -						441		
CEDAR FALLS	0709084	BLACK HAWK	Acid	ADJ	09/58	36350		1.1
TOTAL POPULATION SERVED BY SOURCE WATER SYSTEM - - - - -						36350		
CEDAR LANE ESTATES	3700901	GREENE			NATL	33	3.6	
TOTAL POPULATION SERVED BY SOURCE WATER SYSTEM - - - - -						33		
CEDAR RAPIDS	5715093	LINN	NaSif6	ADJ	05/52	108751		1.0
GLENBROOK COVE AREA	5751040	LINN		CONS		330		
TOTAL POPULATION SERVED BY SOURCE WATER SYSTEM - - - - -						109081		
CEDAR VALLEY RANCH	0600901	BENTON			NATL	50	1.1	
TOTAL POPULATION SERVED BY SOURCE WATER SYSTEM - - - - -						50		
CENTER POINT	5718006	LINN	Acid	ADJ	03/66	1693		1.0
TOTAL POPULATION SERVED BY SOURCE WATER SYSTEM - - - - -						1693		
CENTERVILLE	0407008	APPANOOSE	Acid	ADJ	06/62	6782		1.0
TOTAL POPULATION SERVED BY SOURCE WATER SYSTEM - - - - -						6782		

POPULATION SERVED FLUORIDATED DRINKING WATER BY SOURCE SYSTEM,
CONSECUTIVE SYSTEM, AND COUNTY WITHIN STATE (AS OF 12/31/92)

IOWA

WATER SYSTEMS AND CONSECUTIVE SYSTEMS SERVED	EPA ID NO	COUNTY	CHEM USED	STATUS	FLUOR START DATE	POP SERVED	NATURAL SYSTEMS NAT LEVEL	OPT LEVEL
CENTRAL WATER SYSTEM	3000099	DICKINSON	Acid	ADJ	09/68	0		1.1
ARNOLDS PARK	3003067	DICKINSON		CONS		953		
EAST LAKE OKOBOJI SUBSYSTEM	3060001	DICKINSON		CONS		300		
OKOBOJI	3060091	DICKINSON		CONS		775		
TOTAL POPULATION SERVED BY SOURCE WATER SYSTEM - - - - -						2028		
CENTRAL WATER WORKS	9400801	WEBSTER		NATL		28	2.2	
TOTAL POPULATION SERVED BY SOURCE WATER SYSTEM - - - - -						28		
CERRO GORDO CO CARE	1700901	CERRO GORDO		NATL		72	1.3	
TOTAL POPULATION SERVED BY SOURCE WATER SYSTEM - - - - -						72		
CHARITON	5903011	LUCAS	Acid	ADJ	10/58	5000		1.0
TOTAL POPULATION SERVED BY SOURCE WATER SYSTEM - - - - -						5000		
CHARLES CITY	3405012	FLOYD	Acid	ADJ	09/90	7806		1.1
TOTAL POPULATION SERVED BY SOURCE WATER SYSTEM - - - - -						7806		
CHARTER OAK	2417018	CRAWFORD	Acid	ADJ	03/85	497		1.0
TOTAL POPULATION SERVED BY SOURCE WATER SYSTEM - - - - -						497		
CHELSEA	8609019	TAMA	Acid	ADJ	09/85	336		1.0
TOTAL POPULATION SERVED BY SOURCE WATER SYSTEM - - - - -						336		
CHEROKEE PLANT 1	1811020	CHEROKEE		NATL		6026	0.7	
TOTAL POPULATION SERVED BY SOURCE WATER SYSTEM - - - - -						6026		
CHEROKEE RWS MILL CREEK	1800900	CHEROKEE		NATL		1230	1.2	
LARRABEE	1833060	CHEROKEE		CONS		175		
MERIDEN	1849071	CHEROKEE		CONS		193		
TOTAL POPULATION SERVED BY SOURCE WATER SYSTEM - - - - -						1598		
CHESTER	4509024	HOWARD		NATL		158	0.9	
TOTAL POPULATION SERVED BY SOURCE WATER SYSTEM - - - - -						158		
CHURDAN	3709001	GREENE	Acid	ADJ	01/88	423		1.0
TOTAL POPULATION SERVED BY SOURCE WATER SYSTEM - - - - -						423		

POPULATION SERVED FLUORIDATED DRINKING WATER BY SOURCE SYSTEM,
CONSECUTIVE SYSTEM, AND COUNTY WITHIN STATE (AS OF 12/31/92)

IOWA

WATER SYSTEMS AND CONSECUTIVE SYSTEMS SERVED	EPA ID NO	COUNTY	CHEM USED	STATUS	FLUOR START DATE	POP SERVED	NATURAL SYSTEMS NAT LEVEL	OPT LEVEL
CLARE	9420027	WEBSTER			NATL	161	0.7	
TOTAL POPULATION SERVED BY SOURCE WATER SYSTEM - - - - -						161		
CLARENCE	1630028	CEDAR	Acid	ADJ	07/81	936	1.0	
TOTAL POPULATION SERVED BY SOURCE WATER SYSTEM - - - - -						936		
CLARINDA	7329029	PAGE	Acid	ADJ	07/81	5104	1.0	
PAGE I RW ASSN	7383901	PAGE		CONS		3100		
BLANCHARD	7317016	PAGE		CONS		67		
COIN	7335054	PAGE		CONS		278		
NEW MARKET	8758061	TAYLOR		CONS		454		
TOTAL POPULATION SERVED BY SOURCE WATER SYSTEM - - - - -						9003		
CLARION	9909031	WRIGHT	Acid	ADJ	10/72	2703	1.1	
TOTAL POPULATION SERVED BY SOURCE WATER SYSTEM - - - - -						2703		
CLARKSVILLE	1228038	BUTLER	Acid	ADJ	03/69	1382	1.1	
TOTAL POPULATION SERVED BY SOURCE WATER SYSTEM - - - - -						1382		
CLAY CO RWD	2100701	CLAY	Acid	ADJ	03/85	4343	1.1	
DICKENS	2109041	CLAY		CONS		214		
FOSTORIA	2122067	CLAY		CONS		205		
LINN GROVE	1147085	BUENA VISTA		CONS		194		
ROYAL	2166006	CLAY		CONS		466		
WEBB	2178092	CLAY		CONS		167		
TOTAL POPULATION SERVED BY SOURCE WATER SYSTEM - - - - -						5589		
CLEAR LAKE	1716076	CERRO GORDO			NATL	8183	1.0	
TOTAL POPULATION SERVED BY SOURCE WATER SYSTEM - - - - -						8183		
CLEGHORN	1817045	CHEROKEE			NATL	275	1.0	
TOTAL POPULATION SERVED BY SOURCE WATER SYSTEM - - - - -						275		
CLUTIER	8616052	TAMA			NATL	245	1.2	
TOTAL POPULATION SERVED BY SOURCE WATER SYSTEM - - - - -						245		
COATS SUBD	9433348	WEBSTER			NATL	150	1.6	
TOTAL POPULATION SERVED BY SOURCE WATER SYSTEM - - - - -						150		

POPULATION SERVED FLUORIDATED DRINKING WATER BY SOURCE SYSTEM,
CONSECUTIVE SYSTEM, AND COUNTY WITHIN STATE (AS OF 12/31/92)

IOWA

WATER SYSTEMS AND CONSECUTIVE SYSTEMS SERVED	EPA ID NO	COUNTY	CHEM USED	STATUS	FLUOR START DATE	POP SERVED	NATURAL SYSTEMS NAT LEVEL	OPT LEVEL
COLESBURG	2809055	DELAWARE			NATL	439	1.0	
TOTAL POPULATION SERVED BY SOURCE WATER SYSTEM - - - - -						439		
COLLINS	8515060	STORY			NATL	455	2.2	
TOTAL POPULATION SERVED BY SOURCE WATER SYSTEM - - - - -						455		
COLO	8520061	STORY			NATL	771	1.5	
TOTAL POPULATION SERVED BY SOURCE WATER SYSTEM - - - - -						771		
COLUMBUS JUNCTION	5815064	LOUISA	Acid	ADJ	04/81	1616		1.0
TOTAL POPULATION SERVED BY SOURCE WATER SYSTEM - - - - -						1616		
COLWELL	3409066	FLOYD			NATL	94	1.6	
TOTAL POPULATION SERVED BY SOURCE WATER SYSTEM - - - - -						94		
CONRAD	3809067	GRUNDY	Acid	ADJ	09/82	964		1.1
TOTAL POPULATION SERVED BY SOURCE WATER SYSTEM - - - - -						964		
CONROY	4808068	IOWA			NATL	275	1.0	
TOTAL POPULATION SERVED BY SOURCE WATER SYSTEM - - - - -						275		
COON RAPIDS	1427070	CARROLL	Acid	ADJ	04/68	1266		1.0
TOTAL POPULATION SERVED BY SOURCE WATER SYSTEM - - - - -						1266		
CORALVILLE	5208071	JOHNSON			NATL	10447	0.8	
TOTAL POPULATION SERVED BY SOURCE WATER SYSTEM - - - - -						10447		
CORNING	0220075	ADAMS	Acid	ADJ	07/58	1806		1.0
TOTAL POPULATION SERVED BY SOURCE WATER SYSTEM - - - - -						1806		
CORYDON	9334078	WAYNE	Acid	ADJ	11/68	1675		1.0
TOTAL POPULATION SERVED BY SOURCE WATER SYSTEM - - - - -						1675		
COULTER	3525079	FRANKLIN			NATL	252	2.0	
TOTAL POPULATION SERVED BY SOURCE WATER SYSTEM - - - - -						252		

POPULATION SERVED FLUORIDATED DRINKING WATER BY SOURCE SYSTEM,
CONSECUTIVE SYSTEM, AND COUNTY WITHIN STATE (AS OF 12/31/92)

IOWA

WATER SYSTEMS AND CONSECUTIVE SYSTEMS SERVED	EPA ID NO	COUNTY	CHEM USED	STATUS	FLUOR START DATE	POP SERVED	NATURAL SYSTEMS NAT LEVEL	OPT LEVEL
COUNCIL BLUFFS	7820080	POTTAWATTAMIE	NaSiF6	ADJ	08/62	54315		1.0
CRESCENT	7822086	POTTAWATTAMIE		CONS		113		
TOTAL POPULATION SERVED BY SOURCE WATER SYSTEM - - - - -						54428		
COUNTRY MEADOWS, INC	4000901	HAMILTON		NATL		45		1.7
TOTAL POPULATION SERVED BY SOURCE WATER SYSTEM - - - - -						45		
COUNTRY TERRACE MHP	0700675	BLACK HAWK		NATL		160		1.1
TOTAL POPULATION SERVED BY SOURCE WATER SYSTEM - - - - -						160		
CRAWFORDSVILLE	9214085	WASHINGTON		NATL		266		1.3
TOTAL POPULATION SERVED BY SOURCE WATER SYSTEM - - - - -						266		
CRESCO	4515087	HOWARD	Acid	ADJ	06/60	3669		1.1
TOTAL POPULATION SERVED BY SOURCE WATER SYSTEM - - - - -						3669		
CRESTON	8816089	UNION	Acid	ADJ	04/53	7911		1.0
SOUTHERN IOWA RWA 2	8080701	RINGGOLD		CONS		3495		
BLOCKTON	8714018	TAYLOR		CONS		213		
DIAGONAL	8018040	RINGGOLD		CONS		298		
ELLSTON	8020001	RINGGOLD		CONS		44		
TOTAL POPULATION SERVED BY SOURCE WATER SYSTEM - - - - -						11961		
DAKOTA MHP	5200618	JOHNSON		NATL		172		0.7
TOTAL POPULATION SERVED BY SOURCE WATER SYSTEM - - - - -						172		
DALLAS CENTER	2520098	DALLAS	Acid	ADJ	11/85	1454		1.0
TOTAL POPULATION SERVED BY SOURCE WATER SYSTEM - - - - -						1454		
DALLAS CO CARE	2500900	DALLAS		NATL		100		4.9
TOTAL POPULATION SERVED BY SOURCE WATER SYSTEM - - - - -						100		
DAYTON	9425011	WEBSTER		NATL		818		2.5
TOTAL POPULATION SERVED BY SOURCE WATER SYSTEM - - - - -						818		
DE WITT	2330036	CLINTON		NATL		4514		1.0
TOTAL POPULATION SERVED BY SOURCE WATER SYSTEM - - - - -						4514		

POPULATION SERVED FLUORIDATED DRINKING WATER BY SOURCE SYSTEM,
CONSECUTIVE SYSTEM, AND COUNTY WITHIN STATE (AS OF 12/31/92)

IOWA

WATER SYSTEMS AND CONSECUTIVE SYSTEMS SERVED	EPA ID NO	COUNTY	CHEM USED	STATUS	FLUOR START DATE	POP SERVED	NATURAL SYSTEMS NAT LEVEL	OPT LEVEL
DECORAH	9630012	WINNESHIEK	Acid	ADJ	12/63	8063		1.1
TOTAL POPULATION SERVED BY SOURCE WATER SYSTEM - - - - -						8063		
DEER CREEK HOMEOWNERS ASSN	8538301	STORY		NATL		80	2.9	
TOTAL POPULATION SERVED BY SOURCE WATER SYSTEM - - - - -						80		
DENISON	2424027	CRAWFORD	Acid	ADJ	11/64	6604		1.0
TOTAL POPULATION SERVED BY SOURCE WATER SYSTEM - - - - -						6604		
DENMARK	5617029	LEE		NATL		325	2.8	
TOTAL POPULATION SERVED BY SOURCE WATER SYSTEM - - - - -						325		
DENVER	0915030	BREMER		NATL		1600	1.0	
TOTAL POPULATION SERVED BY SOURCE WATER SYSTEM - - - - -						1600		
DES MOINES WTR WKS	7727031	POLK	Acid	ADJ	09/59	198377		1.0
ANKENY	7709053	POLK		CONS		18482		
BERWICK WATER ASSOC	7714707	POLK		CONS		1557		
CLIVE	7720051	POLK		CONS		7500		
CUMMING	9123047	WARREN		CONS		132		
GREENFIELD PLAZA	7700801	POLK		CONS		2000		
JOHNSTON	7740011	POLK		CONS		4702		
LAKEWOOD BENEFITTED WTR DIST	9100879	WARREN		CONS		1745		
NORWALK	9164078	WARREN		CONS		3700		
PLEASANT HILL	7767092	POLK		CONS		3671		
POLK CO RW	7727701	POLK		CONS		1060		
SE POLK RW ASSOC	7774701	POLK		CONS		4502		
URBANDALE	7780042	POLK		CONS		23500		
WARREN COUNTY WTR ASSN	9133701	WARREN		CONS		3000		
MARTENSDALE	9147047	WARREN		CONS		491		
WAUKEE	2573080	DALLAS		CONS		2512		
TOTAL POPULATION SERVED BY SOURCE WATER SYSTEM - - - - -						276931		
DESOTO	2529035	DALLAS	Acid	ADJ	07/79	1033		1.0
TOTAL POPULATION SERVED BY SOURCE WATER SYSTEM - - - - -						1033		
DEXTER	2533038	DALLAS	Acid	ADJ	11/77	628		1.0
TOTAL POPULATION SERVED BY SOURCE WATER SYSTEM - - - - -						628		
DIETRICK MHP	3800600	GRUNDY		NATL		92	1.0	
TOTAL POPULATION SERVED BY SOURCE WATER SYSTEM - - - - -						92		

POPULATION SERVED FLUORIDATED DRINKING WATER BY SOURCE SYSTEM,
CONSECUTIVE SYSTEM, AND COUNTY WITHIN STATE (AS OF 12/31/92)

IOWA

WATER SYSTEMS AND CONSECUTIVE SYSTEMS SERVED	EPA ID NO	COUNTY	CHEM USED	STATUS	FLUOR START DATE	POP SERVED	NATURAL SYSTEMS NAT LEVEL	OPT LEVEL
DIKE	3815042	GRUNDY			NATL	875	0.7	
TOTAL POPULATION SERVED BY SOURCE WATER SYSTEM - - - - -						875		
DONNELLSON	5620046	LEE			NATL	940	3.5	
TOTAL POPULATION SERVED BY SOURCE WATER SYSTEM - - - - -						940		
DOWS	9921050	WRIGHT			NATL	850	1.7	
TOTAL POPULATION SERVED BY SOURCE WATER SYSTEM - - - - -						850		
DUBUQUE	3126052	DUBUQUE	Acid	ADJ	10/51	57546		1.1
TOTAL POPULATION SERVED BY SOURCE WATER SYSTEM - - - - -						57546		
DUMONT	1240081	BUTLER			NATL	705	0.8	
TOTAL POPULATION SERVED BY SOURCE WATER SYSTEM - - - - -						705		
DUNCOMBE	9427082	WEBSTER			NATL	488	2.3	
TOTAL POPULATION SERVED BY SOURCE WATER SYSTEM - - - - -						488		
DUNKERTON	0717084	BLACK HAWK			NATL	746	0.7	
TOTAL POPULATION SERVED BY SOURCE WATER SYSTEM - - - - -						746		
DUNLAP	4316087	HARRISON	Acid	ADJ	08/86	1251		1.0
TOTAL POPULATION SERVED BY SOURCE WATER SYSTEM - - - - -						1251		
DURANT	1636090	CEDAR	Acid	ADJ	09/81	1549		1.0
TOTAL POPULATION SERVED BY SOURCE WATER SYSTEM - - - - -						1549		
DYERSVILLE	3130091	DUBUQUE	Acid	ADJ	10/71	3703		1.1
TOTAL POPULATION SERVED BY SOURCE WATER SYSTEM - - - - -						3703		
DYSART	8627095	TAMA			NATL	1230	1.1	
TOTAL POPULATION SERVED BY SOURCE WATER SYSTEM - - - - -						1230		
EAGLE GROVE	9926096	WRIGHT	Acid	ADJ	01/53	3671		1.1
TOTAL POPULATION SERVED BY SOURCE WATER SYSTEM - - - - -						3671		

POPULATION SERVED FLUORIDATED DRINKING WATER BY SOURCE SYSTEM,
CONSECUTIVE SYSTEM, AND COUNTY WITHIN STATE (AS OF 12/31/92)

IOWA

WATER SYSTEMS AND CONSECUTIVE SYSTEMS SERVED	EPA ID NO	COUNTY	CHEM USED	STATUS	FLUOR START DATE	POP SERVED	NATURAL SYSTEMS NAT LEVEL	OPT LEVEL
EARLHAM	6115097	MADISON	Acid	ADJ	02/87	1157		1.0
	TOTAL POPULATION SERVED BY SOURCE WATER SYSTEM - - - - -					1157		
EARLING	8320098	SHELBY	Acid	ADJ	08/85	466		1.0
	TOTAL POPULATION SERVED BY SOURCE WATER SYSTEM - - - - -					466		
EARLVILLE	2825099	DELAWARE	Acid	ADJ	12/69	822		1.1
	TOTAL POPULATION SERVED BY SOURCE WATER SYSTEM - - - - -					822		
EDDYVILLE	9049001	WAPELLO	Acid	ADJ	06/82	1010		1.0
	TOTAL POPULATION SERVED BY SOURCE WATER SYSTEM - - - - -					1010		
EDGEWOOD	2220002	CLAYTON	Acid	ADJ	01/71	776		1.1
	TOTAL POPULATION SERVED BY SOURCE WATER SYSTEM - - - - -					776		
ELBERON	8631003	TAMA		NATL		200	2.7	
	TOTAL POPULATION SERVED BY SOURCE WATER SYSTEM - - - - -					200		
ELDORA	4236005	HARDIN	Acid	ADJ	10/65	3038		1.1
	TOTAL POPULATION SERVED BY SOURCE WATER SYSTEM - - - - -					3038		
ELDRIDGE	8230008	SCOTT	Acid	ADJ	10/68	3378		1.0
	TOTAL POPULATION SERVED BY SOURCE WATER SYSTEM - - - - -					3378		
ELK HORN	8325013	SHELBY	Acid	ADJ	06/65	672		1.0
	TOTAL POPULATION SERVED BY SOURCE WATER SYSTEM - - - - -					672		
ELKADER	2223011	CLAYTON	Acid	ADJ	09/82	1510		1.1
	TOTAL POPULATION SERVED BY SOURCE WATER SYSTEM - - - - -					1510		
ELLSWORTH	4009016	HAMILTON		NATL		451	1.0	
	TOTAL POPULATION SERVED BY SOURCE WATER SYSTEM - - - - -					451		
ELMA	4525017	HOWARD	Acid	ADJ	09/82	653		1.1
	TOTAL POPULATION SERVED BY SOURCE WATER SYSTEM - - - - -					653		
ELY	5728018	LINN	Acid	ADJ	06/82	517		1.0
	TOTAL POPULATION SERVED BY SOURCE WATER SYSTEM - - - - -					517		

POPULATION SERVED FLUORIDATED DRINKING WATER BY SOURCE SYSTEM,
CONSECUTIVE SYSTEM, AND COUNTY WITHIN STATE (AS OF 12/31/92)

IOWA

WATER SYSTEMS AND CONSECUTIVE SYSTEMS SERVED	EPA ID NO	COUNTY	CHEM USED	STATUS	FLUOR START DATE	POP SERVED	NATURAL SYSTEMS NAT LEVEL	OPT LEVEL
EMMETSBURG	7428021	PALO ALTO	Acid	ADJ	03/55	3940		1.1
TOTAL POPULATION SERVED BY SOURCE WATER SYSTEM - - - - -						3940		
ESTHERVILLE	3218024	EMMET	Acid	ADJ	03/58	6720		1.1
TOTAL POPULATION SERVED BY SOURCE WATER SYSTEM - - - - -						6720		
EVANSDALE	0723027	BLACK HAWK	Acid	ADJ	12/83	4638		1.1
TOTAL POPULATION SERVED BY SOURCE WATER SYSTEM - - - - -						4638		
EVERLY	2115029	CLAY	Acid	ADJ	02/87	706		1.1
TOTAL POPULATION SERVED BY SOURCE WATER SYSTEM - - - - -						706		
FAIRBANK	1025031	BUCHANAN		NATL		1018	1.0	
TOTAL POPULATION SERVED BY SOURCE WATER SYSTEM - - - - -						1018		
FAIRFAX	5731032	LINN	Acid	ADJ	08/68	780		1.0
TOTAL POPULATION SERVED BY SOURCE WATER SYSTEM - - - - -						780		
FAIRFIELD	5131033	JEFFERSON	Acid	ADJ	12/52	11000		1.0
BIRMINGHAM	8909011	VAN BUREN		CONS		560		
JEFFERSON CO RW	5131705	JEFFERSON		CONS		395		
LIBERTYVILLE	5148079	JEFFERSON		CONS		264		
LOCKRIDGE	5157091	JEFFERSON		CONS		270		
ROME	4475001	HENRY		CONS		124		
TOTAL POPULATION SERVED BY SOURCE WATER SYSTEM - - - - -						12613		
FARLEY	3135018	DUBUQUE	Acid	ADJ	07/68	1354		1.1
TOTAL POPULATION SERVED BY SOURCE WATER SYSTEM - - - - -						1354		
FARNHAMVILLE	1320039	CALHOUN		NATL		460	2.0	
TOTAL POPULATION SERVED BY SOURCE WATER SYSTEM - - - - -						460		
FLOYD	3414044	FLOYD	Acid	ADJ	12/86	359		1.1
TOTAL POPULATION SERVED BY SOURCE WATER SYSTEM - - - - -						359		
FONTANELLE	0315046	ADAIR	Acid	ADJ	05/63	712		1.0
TOTAL POPULATION SERVED BY SOURCE WATER SYSTEM - - - - -						712		

POPULATION SERVED FLUORIDATED DRINKING WATER BY SOURCE SYSTEM,
CONSECUTIVE SYSTEM, AND COUNTY WITHIN STATE (AS OF 12/31/92)

IOWA

WATER SYSTEMS AND CONSECUTIVE SYSTEMS SERVED	EPA ID NO	COUNTY	CHEM USED	STATUS	FLUOR START DATE	POP SERVED	NATURAL SYSTEMS NAT LEVEL	OPT LEVEL
FOREST CITY	9525047	WINNEBAGO	Acid	ADJ	10/69	4430		1.1
TOTAL POPULATION SERVED BY SOURCE WATER SYSTEM - - - - -						4430		
FORT ATKINSON	9641049	WINNESHIEK		NATL		367	1.8	
TOTAL POPULATION SERVED BY SOURCE WATER SYSTEM - - - - -						367		
FORT DODGE	9433050	WEBSTER		NATL		25894	0.9	
TOTAL POPULATION SERVED BY SOURCE WATER SYSTEM - - - - -						25894		
FORT MADISON	5625062	LEE	Acid	ADJ	12/68	11618		1.0
TOTAL POPULATION SERVED BY SOURCE WATER SYSTEM - - - - -						11618		
GALVA	4715072	IDA	Acid	ADJ	08/84	398		1.0
TOTAL POPULATION SERVED BY SOURCE WATER SYSTEM - - - - -						398		
GARDEN CITY WTR SUPPLY	4242001	HARDIN		NATL		125	1.0	
TOTAL POPULATION SERVED BY SOURCE WATER SYSTEM - - - - -						125		
GARNAVILLO	2234074	CLAYTON	Acid	ADJ	03/83	727		1.1
TOTAL POPULATION SERVED BY SOURCE WATER SYSTEM - - - - -						727		
GARNER	4130075	HANCOCK	Acid	ADJ	02/91	2916		1.1
TOTAL POPULATION SERVED BY SOURCE WATER SYSTEM - - - - -						2916		
GARRISON	0625078	BENTON		NATL		320	1.3	
TOTAL POPULATION SERVED BY SOURCE WATER SYSTEM - - - - -						320		
GARWIN	8637079	TAMA		NATL		533	1.2	
TOTAL POPULATION SERVED BY SOURCE WATER SYSTEM - - - - -						533		
GAUL'S WATER COMMISSION	2909357	DES MOINES		NATL		25	3.3	
TOTAL POPULATION SERVED BY SOURCE WATER SYSTEM - - - - -						25		
GILBERT	8531083	STORY	Acid	ADJ	01/88	796		1.0
TOTAL POPULATION SERVED BY SOURCE WATER SYSTEM - - - - -						796		

POPULATION SERVED FLUORIDATED DRINKING WATER BY SOURCE SYSTEM,
CONSECUTIVE SYSTEM, AND COUNTY WITHIN STATE (AS OF 12/31/92)

IOWA

WATER SYSTEMS AND CONSECUTIVE SYSTEMS SERVED	EPA ID NO	COUNTY	CHEM USED	STATUS	FLUOR START DATE	POP SERVED	NATURAL NAT LEVEL	SYSTEMS OPT LEVEL
GILMORE CITY	7607088	HUMBOLDT	Acid	ADJ	09/86	560		1.1
TOTAL POPULATION SERVED BY SOURCE WATER SYSTEM - - - - -						560		
GLADBROOK	8640089	TAMA	Acid	ADJ	08/68	881		1.1
TOTAL POPULATION SERVED BY SOURCE WATER SYSTEM - - - - -						881		
GLENWOOD	6525090	MILLS	Acid	ADJ	10/59	5800		1.0
PACIFIC JUNCTION	6562022	MILLS		CONS		548		
TOTAL POPULATION SERVED BY SOURCE WATER SYSTEM - - - - -						6348		
GLIDDEN	1438091	CARROLL	Acid	ADJ	12/69	1099		1.0
TOTAL POPULATION SERVED BY SOURCE WATER SYSTEM - - - - -						1099		
GOLDFIELD	9937092	WRIGHT	NaF	ADJ	10/80	710		1.1
TOTAL POPULATION SERVED BY SOURCE WATER SYSTEM - - - - -						710		
GOWRIE	9436095	WEBSTER		NATL		1028	2.3	
TOTAL POPULATION SERVED BY SOURCE WATER SYSTEM - - - - -						1028		
GRAETTINGER	7445096	PALO ALTO	Acid	ADJ	08/68	813		1.1
TOTAL POPULATION SERVED BY SOURCE WATER SYSTEM - - - - -						813		
GRAND JUNCTION	3730098	GREENE		NATL		808	1.1	
TOTAL POPULATION SERVED BY SOURCE WATER SYSTEM - - - - -						808		
GRANGER	2537001	DALLAS	Acid	ADJ	07/84	649		1.0
TOTAL POPULATION SERVED BY SOURCE WATER SYSTEM - - - - -						649		
GRANVILLE	8429002	SIOUX		NATL		290	1.2	
TOTAL POPULATION SERVED BY SOURCE WATER SYSTEM - - - - -						290		
GREENE	1253006	BUTLER	Acid	ADJ	03/81	1142		1.1
TOTAL POPULATION SERVED BY SOURCE WATER SYSTEM - - - - -						1142		
GREENFIELD	0140007	ADAIR	Acid	ADJ	08/62	2074		1.0
SOUTHERN IOWA RWA 1	0140701	ADAIR		CONS		430		
TOTAL POPULATION SERVED BY SOURCE WATER SYSTEM - - - - -						2504		

POPULATION SERVED FLUORIDATED DRINKING WATER BY SOURCE SYSTEM,
CONSECUTIVE SYSTEM, AND COUNTY WITHIN STATE (AS OF 12/31/92)

IOWA

WATER SYSTEMS AND CONSECUTIVE SYSTEMS SERVED	EPA ID NO	COUNTY	CHEM USED	STATUS	FLUOR START DATE	POP SERVED	NATURAL SYSTEMS NAT LEVEL	OPT LEVEL
GRIMES	7736011	POLK			NATL	2700	0.7	
TOTAL POPULATION SERVED BY SOURCE WATER SYSTEM - - - - -						2700		
GRINNELL	7930008	POWESHIEK			NATL	8902	1.3	
TOTAL POPULATION SERVED BY SOURCE WATER SYSTEM - - - - -						8902		
GRISWOLD	1528010	CASS	Acid	ADJ	03/82	1049		1.0
TOTAL POPULATION SERVED BY SOURCE WATER SYSTEM - - - - -						1049		
GRUNDY CENTER	3833013	GRUNDY			NATL	2492	1.8	
TOTAL POPULATION SERVED BY SOURCE WATER SYSTEM - - - - -						2492		
GUTHRIE CENTER	3937016	GUTHRIE	Acid	ADJ	02/59	1614		1.0
TOTAL POPULATION SERVED BY SOURCE WATER SYSTEM - - - - -						1614		
GUTTENBERG	2242018	CLAYTON	Acid	ADJ	05/81	2257		1.1
TOTAL POPULATION SERVED BY SOURCE WATER SYSTEM - - - - -						2257		
GUTTENBERG INDUSTRIAL & RESID	2242101	CLAYTON	Acid	ADJ	10/86	249		1.1
TOTAL POPULATION SERVED BY SOURCE WATER SYSTEM - - - - -						249		
HAMPTON	3544024	FRANKLIN	Acid	ADJ	08/76	4133		1.1
TOTAL POPULATION SERVED BY SOURCE WATER SYSTEM - - - - -						4133		
HANSELL	3549026	FRANKLIN			NATL	115	2.2	
TOTAL POPULATION SERVED BY SOURCE WATER SYSTEM - - - - -						115		
HARCOURT	9442027	WEBSTER			NATL	306	2.0	
TOTAL POPULATION SERVED BY SOURCE WATER SYSTEM - - - - -						306		
HARTFORD	9128035	WARREN			NATL	768	1.7	
TOTAL POPULATION SERVED BY SOURCE WATER SYSTEM - - - - -						768		
HARTLEY	7128036	O'BRIEN	Acid	ADJ	08/52	1632		1.1
TOTAL POPULATION SERVED BY SOURCE WATER SYSTEM - - - - -						1632		
HAWARDEN	8434040	SIOUX	Acid	ADJ	10/87	2439		1.0
TOTAL POPULATION SERVED BY SOURCE WATER SYSTEM - - - - -						2439		

POPULATION SERVED FLUORIDATED DRINKING WATER BY SOURCE SYSTEM,
CONSECUTIVE SYSTEM, AND COUNTY WITHIN STATE (AS OF 12/31/92)

IOWA

WATER SYSTEMS AND CONSECUTIVE SYSTEMS SERVED	EPA ID NO	COUNTY	CHEM USED	STATUS	FLUOR START DATE	POP SERVED	NATURAL SYSTEMS NAT LEVEL	OPT LEVEL
HAZELTON	1031044	BUCHANAN			NATL	750	1.2	
TOTAL POPULATION SERVED BY SOURCE WATER SYSTEM - - - - -						750		
HEDRICK	5432042	KEOKUK			NATL	810	1.4	
TOTAL POPULATION SERVED BY SOURCE WATER SYSTEM - - - - -						810		
HIAWATHA	5735045	LINN	Acid	ADJ	10/81	4986		1.0
TOTAL POPULATION SERVED BY SOURCE WATER SYSTEM - - - - -						4986		
HICKORY HILLS SUBD	8503304	STORY			NATL	60	1.5	
TOTAL POPULATION SERVED BY SOURCE WATER SYSTEM - - - - -						60		
HICKORY HOLLOW	7709396	POLK			NATL	188	7.0	
TOTAL POPULATION SERVED BY SOURCE WATER SYSTEM - - - - -						188		
HILLSIDE ESTATE	4800901	IOWA			NATL	62	0.8	
TOTAL POPULATION SERVED BY SOURCE WATER SYSTEM - - - - -						62		
HILLTOP HOMEOWNERS WELL ASSN	0603301	BENTON			NATL	35	1.5	
TOTAL POPULATION SERVED BY SOURCE WATER SYSTEM - - - - -						35		
HINTON	7528051	PLYMOUTH	Acid	ADJ	04/87	697		1.0
TOTAL POPULATION SERVED BY SOURCE WATER SYSTEM - - - - -						697		
HOLIDAY LAKE	7909001	POWESHIEK			NATL	350	0.8	
TOTAL POPULATION SERVED BY SOURCE WATER SYSTEM - - - - -						350		
HOLLAND	3839052	GRUNDY			NATL	215	1.6	
TOTAL POPULATION SERVED BY SOURCE WATER SYSTEM - - - - -						215		
HOLSTEIN	4721054	IDA	Acid	ADJ	11/87	1449		1.0
TOTAL POPULATION SERVED BY SOURCE WATER SYSTEM - - - - -						1449		
HOPKINTON	2835056	DELAWARE			NATL	700	1.2	
TOTAL POPULATION SERVED BY SOURCE WATER SYSTEM - - - - -						700		

POPULATION SERVED FLUORIDATED DRINKING WATER BY SOURCE SYSTEM,
CONSECUTIVE SYSTEM, AND COUNTY WITHIN STATE (AS OF 12/31/92)

IOWA

WATER SYSTEMS AND CONSECUTIVE SYSTEMS SERVED	EPA ID NO	COUNTY	CHEM USED	STATUS	FLUOR START DATE	POP SERVED	NATURAL NAT LEVEL	SYSTEMS OPT LEVEL
HOSPERS	8439058	SIOUX			NATL	643	0.9	
TOTAL POPULATION SERVED BY SOURCE WATER SYSTEM - - - - -						643		
HUBBARD	4254061	HARDIN			NATL	814	1.0	
TOTAL POPULATION SERVED BY SOURCE WATER SYSTEM - - - - -						814		
HULL	8444063	SIOUX	Acid	ADJ	11/85	1740		1.1
TOTAL POPULATION SERVED BY SOURCE WATER SYSTEM - - - - -						1740		
HUMBOLDT	4641064	HUMBOLDT	Acid	ADJ	03/64	4438		1.1
TOTAL POPULATION SERVED BY SOURCE WATER SYSTEM - - - - -						4438		
HUXLEY	8538066	STORY			NATL	2150	1.8	
TOTAL POPULATION SERVED BY SOURCE WATER SYSTEM - - - - -						2150		
IDA GROVE	4728067	IDA	Acid	ADJ	09/71	2357		1.0
TOTAL POPULATION SERVED BY SOURCE WATER SYSTEM - - - - -						2357		
INDEPENDENCE	1037070	BUCHANAN	Acid	ADJ	04/63	5972		1.1
TOTAL POPULATION SERVED BY SOURCE WATER SYSTEM - - - - -						5972		
INDIANOLA	9133075	WARREN			NATL	11340	2.2	
TOTAL POPULATION SERVED BY SOURCE WATER SYSTEM - - - - -						11340		
IONIA	1946078	CHICKASAW			NATL	304	0.8	
TOTAL POPULATION SERVED BY SOURCE WATER SYSTEM - - - - -						304		
IOWA CITY	5225079	JOHNSON	NaSiF6	ADJ	08/53	60000		1.0
TOTAL POPULATION SERVED BY SOURCE WATER SYSTEM - - - - -						60000		
IOWA CITY REGENCY MHP	5225673	JOHNSON			NATL	700	1.0	
TOTAL POPULATION SERVED BY SOURCE WATER SYSTEM - - - - -						700		
IOWA FALLS	4260097	HARDIN	Acid	ADJ	07/68	5424		1.1
TOTAL POPULATION SERVED BY SOURCE WATER SYSTEM - - - - -						5424		
IOWA MEDICAL PEN	5200938	JOHNSON			NATL	500	1.4	
TOTAL POPULATION SERVED BY SOURCE WATER SYSTEM - - - - -						500		

POPULATION SERVED FLUORIDATED DRINKING WATER BY SOURCE SYSTEM,
CONSECUTIVE SYSTEM, AND COUNTY WITHIN STATE (AS OF 12/31/92)

IOWA

WATER SYSTEMS AND CONSECUTIVE SYSTEMS SERVED	EPA ID NO	COUNTY	CHEM USED	STATUS	FLUOR START DATE	POP SERVED	NATURAL NAT LEVEL	SYSTEMS OPT LEVEL
IOWA-AMERICAN WC-CLINTON	2326048	CLINTON	Acid	ADJ	09/65	32000		1.0
TOTAL POPULATION SERVED BY SOURCE WATER SYSTEM - - - - -						32000		
IOWA-AMERICAN WTR CO-DAVENPORT	8222001	SCOTT	Acid	ADJ	07/52	139850		1.0
TOTAL POPULATION SERVED BY SOURCE WATER SYSTEM - - - - -						139850		
IRETON	8447098	SIOUX	Acid	ADJ	09/68	598		1.0
TOTAL POPULATION SERVED BY SOURCE WATER SYSTEM - - - - -						598		
JEFFERSON	3742004	GREENE	Acid	ADJ	03/60	4292		1.0
TOTAL POPULATION SERVED BY SOURCE WATER SYSTEM - - - - -						4292		
JESUP	1044006	BUCHANAN	Acid	ADJ	10/68	2121		1.1
TOTAL POPULATION SERVED BY SOURCE WATER SYSTEM - - - - -						2121		
JEWELL	4027010	HAMILTON		NATL		1106	0.9	
TOTAL POPULATION SERVED BY SOURCE WATER SYSTEM - - - - -						1106		
JOLLEY	1335001	CALHOUN		NATL		60	1.0	
TOTAL POPULATION SERVED BY SOURCE WATER SYSTEM - - - - -						60		
KALO	9448099	WEBSTER		NATL		32	2.0	
TOTAL POPULATION SERVED BY SOURCE WATER SYSTEM - - - - -						32		
KALONA	9233012	WASHINGTON	Acid	ADJ	11/68	1942		1.0
TOTAL POPULATION SERVED BY SOURCE WATER SYSTEM - - - - -						1942		
KAMRAR	4033013	HAMILTON		NATL		203	0.9	
TOTAL POPULATION SERVED BY SOURCE WATER SYSTEM - - - - -						203		
KANAWHA	4150014	HANCOCK	Acid	ADJ	08/85	763		1.1
TOTAL POPULATION SERVED BY SOURCE WATER SYSTEM - - - - -						763		
KEOKUK	5640019	LEE	NaSiF6	ADJ	04/55	12451		1.0
TOTAL POPULATION SERVED BY SOURCE WATER SYSTEM - - - - -						12451		

POPULATION SERVED FLUORIDATED DRINKING WATER BY SOURCE SYSTEM,
CONSECUTIVE SYSTEM, AND COUNTY WITHIN STATE (AS OF 12/31/92)

IOWA

WATER SYSTEMS AND CONSECUTIVE SYSTEMS SERVED	EPA ID NO	COUNTY	CHEM USED	STATUS	FLUOR START DATE	POP SERVED	NATURAL SYSTEMS NAT LEVEL	OPT LEVEL
KEOTA	5440028	KEOKUK		NATL		1000	1.3	
TOTAL POPULATION SERVED BY SOURCE WATER SYSTEM - - - - -						1000		
KESSELER'S HOMEOWNERS ASSOC	5200802	JOHNSON		NATL		43	0.8	
TOTAL POPULATION SERVED BY SOURCE WATER SYSTEM - - - - -						43		
KEYSTONE	0640030	BENTON		NATL		568	1.4	
TOTAL POPULATION SERVED BY SOURCE WATER SYSTEM - - - - -						568		
KINGSLEY	7537032	PLYMOUTH	Acid	ADJ	12/87	1129		1.0
TOTAL POPULATION SERVED BY SOURCE WATER SYSTEM - - - - -						1129		
KLEMME	4155035	HANCOCK		NATL		587	0.9	
TOTAL POPULATION SERVED BY SOURCE WATER SYSTEM - - - - -						587		
KNOXVILLE	6342036	MARION		NATL		8143	1.5	
MARION CO RWD	6342711	MARION		CONS		3300		
LACONA	9138041	WARREN		CONS		357		
TOTAL POPULATION SERVED BY SOURCE WATER SYSTEM - - - - -						11800		
LA PORTE CITY	0743057	BLACK HAWK		NATL		2350	1.3	
TOTAL POPULATION SERVED BY SOURCE WATER SYSTEM - - - - -						2350		
LAKE CITY	1345043	CALHOUN	Acid	ADJ	05/65	1841		1.0
TOTAL POPULATION SERVED BY SOURCE WATER SYSTEM - - - - -						1841		
LAKE MILLS	9545044	WINNEBAGO	Acid	ADJ	02/65	2143		1.1
TOTAL POPULATION SERVED BY SOURCE WATER SYSTEM - - - - -						2143		
LAKE PANORAMA WATER CO	3900301	GUTHRIE		NATL		1300	2.5	
TOTAL POPULATION SERVED BY SOURCE WATER SYSTEM - - - - -						1300		
LAKE PARK	3045046	DICKINSON	Acid	ADJ	06/85	996		1.1
TOTAL POPULATION SERVED BY SOURCE WATER SYSTEM - - - - -						996		
LAKE VIEW	8127048	SAC	Acid	ADJ	06/60	1303		1.0
TOTAL POPULATION SERVED BY SOURCE WATER SYSTEM - - - - -						1303		

POPULATION SERVED FLUORIDATED DRINKING WATER BY SOURCE SYSTEM,
CONSECUTIVE SYSTEM, AND COUNTY WITHIN STATE (AS OF 12/31/92)

IOWA

WATER SYSTEMS AND CONSECUTIVE SYSTEMS SERVED	EPA ID NO	COUNTY	CHEM USED	STATUS	FLUOR START DATE	POP SERVED	NATURAL SYSTEMS NAT LEVEL	OPT LEVEL
LAKEWOOD UTILITIES	9433324	WEBSTER		NATL		200	1.8	
TOTAL POPULATION SERVED BY SOURCE WATER SYSTEM - - - - -						200		
LAMONI	2740050	DECATUR	Acid	ADJ	07/63	2319	1.0	
TOTAL POPULATION SERVED BY SOURCE WATER SYSTEM - - - - -						2319		
LAMONT	1051051	BUCHANAN		NATL		471	1.0	
TOTAL POPULATION SERVED BY SOURCE WATER SYSTEM - - - - -						471		
LARCHWOOD	6050059	LYON		NATL		739	1.0	
TOTAL POPULATION SERVED BY SOURCE WATER SYSTEM - - - - -						739		
LAURENS	7614063	POCAHONTAS	Acid	ADJ	08/68	1550	1.1	
TOTAL POPULATION SERVED BY SOURCE WATER SYSTEM - - - - -						1550		
LAWLER	1957064	CHICKASAW		NATL		517	0.7	
TOTAL POPULATION SERVED BY SOURCE WATER SYSTEM - - - - -						517		
LE GRAND	6457070	MARSHALL		NATL		854	0.8	
TOTAL POPULATION SERVED BY SOURCE WATER SYSTEM - - - - -						854		
LE MARS	7540174	PLYMOUTH		NATL		8230	1.0	
TOTAL POPULATION SERVED BY SOURCE WATER SYSTEM - - - - -						8230		
LEHIGH	9453071	WEBSTER		NATL		536	1.9	
TOTAL POPULATION SERVED BY SOURCE WATER SYSTEM - - - - -						536		
LENMAR SUBDIV	0717353	BLACK HAWK		NATL		120	0.8	
TOTAL POPULATION SERVED BY SOURCE WATER SYSTEM - - - - -						120		
LENOX	8748075	TAYLOR	Acid	ADJ	08/87	1303	1.0	
TOTAL POPULATION SERVED BY SOURCE WATER SYSTEM - - - - -						1303		
LEON	2742076	DECATUR	Acid	ADJ	01/87	2047	1.0	
SOUTHERN IOWA RWA 3	2718755	DECATUR		CONS		1129		
DAVIS CITY	2715009	DECATUR		CONS		257		
TOTAL POPULATION SERVED BY SOURCE WATER SYSTEM - - - - -						3433		

POPULATION SERVED FLUORIDATED DRINKING WATER BY SOURCE SYSTEM,
CONSECUTIVE SYSTEM, AND COUNTY WITHIN STATE (AS OF 12/31/92)

IOWA

WATER SYSTEMS AND CONSECUTIVE SYSTEMS SERVED	EPA ID NO	COUNTY	CHEM USED	STATUS	FLUOR START DATE	POP SERVED	NATURAL SYSTEMS NAT LEVEL	OPT LEVEL
LIME SPRINGS	4535081	HOWARD	Acid	ADJ	11/65	438		1.1
TOTAL POPULATION SERVED BY SOURCE WATER SYSTEM - - - - -						438		
LINCOLN	8660002	TAMA		NATL		173	1.9	
TOTAL POPULATION SERVED BY SOURCE WATER SYSTEM - - - - -						173		
LINDEN	2544083	DALLAS		NATL		201	5.3	
TOTAL POPULATION SERVED BY SOURCE WATER SYSTEM - - - - -						201		
LOGAN	4337092	HARRISON	Acid	ADJ	04/81	1542		1.0
TOTAL POPULATION SERVED BY SOURCE WATER SYSTEM - - - - -						1542		
LONE TREE	5240095	JOHNSON	Acid	ADJ	02/73	979		1.0
TOTAL POPULATION SERVED BY SOURCE WATER SYSTEM - - - - -						979		
LONGBRANCH MAINTENANCE INC	3900300	GUTHRIE		NATL		800	5.0	
TOTAL POPULATION SERVED BY SOURCE WATER SYSTEM - - - - -						800		
LYTTON	8133009	SAC		NATL		320	1.3	
TOTAL POPULATION SERVED BY SOURCE WATER SYSTEM - - - - -						320		
MAHASKA RWS	6273901	MAHASKA	Acid	ADJ	04/86	3029		1.0
LEIGHTON	6259072	MAHASKA		CONS		142		
ROSE HILL	6279003	MAHASKA		CONS		191		
TOTAL POPULATION SERVED BY SOURCE WATER SYSTEM - - - - -						3362		
MALVERN	6545020	MILLS	Acid	ADJ	05/82	1210		1.0
TOTAL POPULATION SERVED BY SOURCE WATER SYSTEM - - - - -						1210		
MANCHESTER	2839021	DELAWARE	Acid	ADJ	12/52	5137		1.1
TOTAL POPULATION SERVED BY SOURCE WATER SYSTEM - - - - -						5137		
MANILLA	2436023	CRAWFORD	Acid	ADJ	12/69	898		1.0
TOTAL POPULATION SERVED BY SOURCE WATER SYSTEM - - - - -						898		
MANLY	9845024	WORTH	Acid	ADJ	02/81	1349		1.1
TOTAL POPULATION SERVED BY SOURCE WATER SYSTEM - - - - -						1349		

POPULATION SERVED FLUORIDATED DRINKING WATER BY SOURCE SYSTEM,
CONSECUTIVE SYSTEM, AND COUNTY WITHIN STATE (AS OF 12/31/92)

IOWA

WATER SYSTEMS AND CONSECUTIVE SYSTEMS SERVED	EPA ID NO	COUNTY	CHEM USED	STATUS	FLUOR START DATE	POP SERVED	NATURAL SYSTEMS NAT LEVEL	OPT LEVEL
MANNING	1457025	CARROLL	Acid	ADJ	09/79	1484		1.0
TOTAL POPULATION SERVED BY SOURCE WATER SYSTEM - - - - -						1484		
MANSON	1351027	CALHOUN		NATL		1844	0.8	
TOTAL POPULATION SERVED BY SOURCE WATER SYSTEM - - - - -						1844		
MAQUOKETA	4950029	JACKSON	Acid	ADJ	07/79	6611		1.0
TOTAL POPULATION SERVED BY SOURCE WATER SYSTEM - - - - -						6611		
MARATHON	1150030	BUENA VISTA	Acid	ADJ	11/69	320		1.1
TOTAL POPULATION SERVED BY SOURCE WATER SYSTEM - - - - -						320		
MARBLE ROCK	3420031	FLOYD	Acid	ADJ	02/87	361		1.1
TOTAL POPULATION SERVED BY SOURCE WATER SYSTEM - - - - -						361		
MARCUS	1838032	CHEROKEE		NATL		1171	1.2	
TOTAL POPULATION SERVED BY SOURCE WATER SYSTEM - - - - -						1171		
MARION	5751035	LINN	Acid	ADJ	11/63	20374		1.0
TOTAL POPULATION SERVED BY SOURCE WATER SYSTEM - - - - -						20374		
MARSHALLTOWN	6469042	MARSHALL	Acid	ADJ	12/58	25178		1.0
CENTRAL IOWA WTR ASSN (MSHTWN)	6469071	MARSHALL		CONS		1100		
FERNALD	8562345	STORY		CONS		95		
GILMAN	6436087	MARSHALL		CONS		586		
LISCOMB	6462087	MARSHALL		CONS		258		
MC CALLSBURG	8552010	STORY		CONS		292		
TOTAL POPULATION SERVED BY SOURCE WATER SYSTEM - - - - -						27509		
MASON CITY	1750048	CERRO GRODO	Acid	ADJ	09/87	29040		1.1
TOTAL POPULATION SERVED BY SOURCE WATER SYSTEM - - - - -						29040		
MAURICE	8458057	SIOUX		NATL		243	1.2	
TOTAL POPULATION SERVED BY SOURCE WATER SYSTEM - - - - -						243		
MCGREGOR	2258012	CLAYTON	Acid	ADJ	05/72	797		1.1
TOTAL POPULATION SERVED BY SOURCE WATER SYSTEM - - - - -						797		

POPULATION SERVED FLUORIDATED DRINKING WATER BY SOURCE SYSTEM,
CONSECUTIVE SYSTEM, AND COUNTY WITHIN STATE (AS OF 12/31/92)

IOWA

WATER SYSTEMS AND CONSECUTIVE SYSTEMS SERVED	EPA ID NO	COUNTY	CHEM USED	STATUS	FLUOR START DATE	POP SERVED	NATURAL SYSTEMS NAT LEVEL	OPT LEVEL
MECHANICSVILLE	1667076	CEDAR	Acid	ADJ	07/85	1012		1.0
TOTAL POPULATION SERVED BY SOURCE WATER SYSTEM - - - - -						1012		
MELCHER-DALLAS WTR SUPPLY	6300099	MARION		NATL		1302	2.2	
TOTAL POPULATION SERVED BY SOURCE WATER SYSTEM - - - - -						1302		
MERRILL	7548072	PLYMOUTH		NATL		729	1.1	
TOTAL POPULATION SERVED BY SOURCE WATER SYSTEM - - - - -						729		
MESERVEY	1754073	CERRO GORDO		NATL		292	1.7	
TOTAL POPULATION SERVED BY SOURCE WATER SYSTEM - - - - -						292		
MILFORD	3050079	DICKINSON	Acid	ADJ	09/68	2170		1.1
OSCEOLA CO RW-NO OKBJI	3090701	DICKINSON		CONS		610		
UNITED METHODIST CAMP	3070473	DICKINSON		CONS		65		
WEST OKOBOJI	3090081	DICKINSON		CONS		263		
TOTAL POPULATION SERVED BY SOURCE WATER SYSTEM - - - - -						3108		
MILO	9155083	WARREN		NATL		864	2.3	
TOTAL POPULATION SERVED BY SOURCE WATER SYSTEM - - - - -						864		
MINDEN	7849086	POTTAWATTAMIE	Acid	ADJ	12/84	498		1.0
TOTAL POPULATION SERVED BY SOURCE WATER SYSTEM - - - - -						498		
MISSOURI VALLEY	4344088	HARRISON	Acid	ADJ	04/82	2888		1.0
TOTAL POPULATION SERVED BY SOURCE WATER SYSTEM - - - - -						2888		
MITCHELLVILLE	7751092	POLK	NaF	ADJ	05/77	1670		1.0
TOTAL POPULATION SERVED BY SOURCE WATER SYSTEM - - - - -						1670		
MODALE	4347093	HARRISON	Acid	ADJ	01/84	289		1.0
TOTAL POPULATION SERVED BY SOURCE WATER SYSTEM - - - - -						289		
MONDAMIN	4349094	HARRISON	Acid	ADJ	01/86	403		1.0
TOTAL POPULATION SERVED BY SOURCE WATER SYSTEM - - - - -						403		
MONONA	2264095	CLAYTON	Acid	ADJ	01/70	1520		1.1
TOTAL POPULATION SERVED BY SOURCE WATER SYSTEM - - - - -						1520		

POPULATION SERVED FLUORIDATED DRINKING WATER BY SOURCE SYSTEM,
CONSECUTIVE SYSTEM, AND COUNTY WITHIN STATE (AS OF 12/31/92)

IOWA

WATER SYSTEMS AND CONSECUTIVE SYSTEMS SERVED	EPA ID NO	COUNTY	CHEM USED	STATUS	FLUOR START DATE	POP SERVED	NATURAL SYSTEMS NAT LEVEL	OPT LEVEL
MONTEZUMA	7950097	POWESHIEK	Acid	ADJ	12/80	1400		1.0
PONDEROSA UTILITY	7950300	POWESHIEK		CONS		198		
TOTAL POPULATION SERVED BY SOURCE WATER SYSTEM - - - - -						1598		
MONTICELLO	5343098	JONES	Acid	ADJ	12/63	3522		1.0
TOTAL POPULATION SERVED BY SOURCE WATER SYSTEM - - - - -						3522		
MOORLAND	9461007	WEBSTER		NATL		209	0.9	
TOTAL POPULATION SERVED BY SOURCE WATER SYSTEM - - - - -						209		
MORNING SUN	5857011	LOUISA		NATL		843	1.5	
TOTAL POPULATION SERVED BY SOURCE WATER SYSTEM - - - - -						843		
MOUNT PLEASANT	4453016	HENRY		NATL		8027	1.5	
WESTWOOD	4453318	HENRY		CONS		104		
TOTAL POPULATION SERVED BY SOURCE WATER SYSTEM - - - - -						8131		
MOUNT VERNON	5758021	LINN	Acid	ADJ	12/70	3657		1.0
TOTAL POPULATION SERVED BY SOURCE WATER SYSTEM - - - - -						3657		
MT AUBURN	.0650001	BENTON	Acid	ADJ	03/83	134		1.0
TOTAL POPULATION SERVED BY SOURCE WATER SYSTEM - - - - -						134		
MT AYR	8055014	RINGGOLD	Acid	ADJ	10/82	1796		1.0
TOTAL POPULATION SERVED BY SOURCE WATER SYSTEM - - - - -						1796		
MURRAY	2032023	CLARKE		NATL		731	3.1	
TOTAL POPULATION SERVED BY SOURCE WATER SYSTEM - - - - -						731		
MUSCATINE	7048001	MUSCATINE	Acid	ADJ	05/66	22881		1.0
TOTAL POPULATION SERVED BY SOURCE WATER SYSTEM - - - - -						22881		
NEOLA	7853043	POTTAWATAMIE	Acid	ADJ	07/85	849		1.0
TOTAL POPULATION SERVED BY SOURCE WATER SYSTEM - - - - -						849		
NEVADA	8562044	STORY	Acid	ADJ	05/91	6009		1.0
TOTAL POPULATION SERVED BY SOURCE WATER SYSTEM - - - - -						6009		

POPULATION SERVED FLUORIDATED DRINKING WATER BY SOURCE SYSTEM,
CONSECUTIVE SYSTEM, AND COUNTY WITHIN STATE (AS OF 12/31/92)

IOWA

WATER SYSTEMS AND CONSECUTIVE SYSTEMS SERVED	EPA ID NO	COUNTY	CHEM USED	STATUS	FLUOR START DATE	POP SERVED	NATURAL NAT LEVEL	SYSTEMS OPT LEVEL
NEW HARTFORD	1271058	BUTLER			NATL	683	0.7	
TOTAL POPULATION SERVED BY SOURCE WATER SYSTEM - - - - -						683		
NEW LONDON	4458060	HENRY			NATL	1922	1.6	
TOTAL POPULATION SERVED BY SOURCE WATER SYSTEM - - - - -						1922		
NEW PROVIDENCE	4271062	HARDIN			NATL	240	2.2	
TOTAL POPULATION SERVED BY SOURCE WATER SYSTEM - - - - -						240		
NEW SHARON	6264063	MAHASKA	Acid	ADJ	10/70	1136		1.0
TOTAL POPULATION SERVED BY SOURCE WATER SYSTEM - - - - -						1136		
NEW VIRGINIA	9159067	WARREN	Acid	ADJ	06/83	433		1.0
TOTAL POPULATION SERVED BY SOURCE WATER SYSTEM - - - - -						433		
NEWHALL	0653050	BENTON			NATL	854	1.4	
TOTAL POPULATION SERVED BY SOURCE WATER SYSTEM - - - - -						854		
NEWTON	5059064	JASPER	Acid	ADJ	10/59	15001		1.0
CENTRAL IOWA RWA (NEWTON)	5059704	JASPER		CONS		11000		
LAUREL	6452062	MARSHALL		CONS		295		
LYNNVILLE	5047008	JASPER		CONS		393		
MELBOURNE	6471063	MARSHALL		CONS		669		
MINGO	5052087	JASPER		CONS		252		
TOTAL POPULATION SERVED BY SOURCE WATER SYSTEM - - - - -						27610		
NORA SPRINGS	3423069	FLOYD			NATL	1505	1.0	
TOTAL POPULATION SERVED BY SOURCE WATER SYSTEM - - - - -						1505		
NORTH ENGLISH	4858070	IOWA			NATL	944	1.2	
TOTAL POPULATION SERVED BY SOURCE WATER SYSTEM - - - - -						944		
NORTH LIBERTY	5252072	JOHNSON	Acid	ADJ	11/59	2948		1.0
TOTAL POPULATION SERVED BY SOURCE WATER SYSTEM - - - - -						2948		
NORTHWOOD	9855077	WORTH	Acid	ADJ	06/66	1940		1.0
TOTAL POPULATION SERVED BY SOURCE WATER SYSTEM - - - - -						1940		

POPULATION SERVED FLUORIDATED DRINKING WATER BY SOURCE SYSTEM,
CONSECUTIVE SYSTEM, AND COUNTY WITHIN STATE (AS OF 12/31/92)

IOWA

WATER SYSTEMS AND CONSECUTIVE SYSTEMS SERVED	EPA ID NO	COUNTY	CHEM USED	STATUS	FLUOR START DATE	POP SERVED	NATURAL NAT LEVEL	SYSTEMS OPT LEVEL
NORWAY	0656081	BENTON			NATL	583	1.7	
TOTAL POPULATION SERVED BY SOURCE WATER SYSTEM - - - - -						583		
OAK LAKE	5500838	KOSSUTH			NATL	79	0.9	
TOTAL POPULATION SERVED BY SOURCE WATER SYSTEM - - - - -						79		
OAK MANOR MH COURT	9000637	WAPELLO			NATL	68	3.4	
TOTAL POPULATION SERVED BY SOURCE WATER SYSTEM - - - - -						68		
OAKLAND	7856084	POTTAWATTAMIE			NATL	1496	0.8	
TOTAL POPULATION SERVED BY SOURCE WATER SYSTEM - - - - -						1496		
OAKWOOD PARK WTR SUPPLY	7709398	POLK			NATL	125	7.0	
TOTAL POPULATION SERVED BY SOURCE WATER SYSTEM - - - - -						125		
ODEBOLT	8144087	SAC			NATL	1158	2.1	
TOTAL POPULATION SERVED BY SOURCE WATER SYSTEM - - - - -						1158		
OELWEIN	3353088	FAYETTE			NATL	6493	0.8	
TOTAL POPULATION SERVED BY SOURCE WATER SYSTEM - - - - -						6493		
OLDS	4465093	HENRY			NATL	775	0.8	
TOTAL POPULATION SERVED BY SOURCE WATER SYSTEM - - - - -						775		
OMAHA, NE	3105507	DOUGLAS	Acid	ADJ	11/69	0		1.0
CARTER LAKE	7812079	POTTAWATTAMIE		CONS		3200		
TOTAL POPULATION SERVED BY SOURCE WATER SYSTEM - - - - -						3200		
ONAWA	6739095	MONONA	Acid	ADJ	05/82	2936		1.0
TOTAL POPULATION SERVED BY SOURCE WATER SYSTEM - - - - -						2936		
ORANGE CITY	8474097	SIOUX	NaF	ADJ	12/73	4940		1.0
TOTAL POPULATION SERVED BY SOURCE WATER SYSTEM - - - - -						4940		
ORCHARD	6668001	MITCHELL			NATL	93	0.8	
TOTAL POPULATION SERVED BY SOURCE WATER SYSTEM - - - - -						93		

POPULATION SERVED FLUORIDATED DRINKING WATER BY SOURCE SYSTEM,
CONSECUTIVE SYSTEM, AND COUNTY WITHIN STATE (AS OF 12/31/92)

IOWA

WATER SYSTEMS AND CONSECUTIVE SYSTEMS SERVED	EPA ID NO	COUNTY	CHEM USED	STATUS	FLUOR START DATE	POP SERVED	NATURAL SYSTEMS NAT LEVEL	OPT LEVEL
ORIENT	0160099	ADAIR	Acid	ADJ	11/84	376		1.0
TOTAL POPULATION SERVED BY SOURCE WATER SYSTEM - - - - -						376		
OSAGE	6663001	MITCHELL	Acid	ADJ	02/69	3439		1.1
TOTAL POPULATION SERVED BY SOURCE WATER SYSTEM - - - - -						3439		
OSCEOLA	2038038	CLARKE	Acid	ADJ	05/71	4164		1.0
CLARKE RW DISTRICT #1	2000702	CLARKE		CONS		295		
SOUTHERN IOWA RWA 4	2038701	CLARKE		CONS		490		
WOODBURN	2052001	CLARKE		CONS		240		
TOTAL POPULATION SERVED BY SOURCE WATER SYSTEM - - - - -						5189		
OSKALOOSA	6273005	MAHASKA	Acid	ADJ	02/65	11236		1.0
BEACON	6203093	MAHASKA		CONS		509		
TOTAL POPULATION SERVED BY SOURCE WATER SYSTEM - - - - -						11745		
OTHO	9464008	WEBSTER		NATL		529	2.0	
TOTAL POPULATION SERVED BY SOURCE WATER SYSTEM - - - - -						529		
OTTOSEN	4652011	HUMBOLDT		NATL		72	1.0	
TOTAL POPULATION SERVED BY SOURCE WATER SYSTEM - - - - -						72		
OTTUMWA	9083012	WAPELLO	NaSiF6	ADJ	01/58	24488		1.0
WAPELLO RW ASSOC	9000742	WAPELLO		CONS		10003		
AGENCY	9003006	WAPELLO		CONS		616		
DELTA	5417026	KEOKOK		CONS		409		
ELDON	9053004	WAPELLO		CONS		1070		
TOTAL POPULATION SERVED BY SOURCE WATER SYSTEM - - - - -						36586		
PARKERSBURG	1281028	BUTLER		NATL		1804	0.8	
TOTAL POPULATION SERVED BY SOURCE WATER SYSTEM - - - - -						1804		
PATON	3748030	GREENE		NATL		255	1.0	
TOTAL POPULATION SERVED BY SOURCE WATER SYSTEM - - - - -						255		
PAULLINA	7139032	O'BRIEN	Acid	ADJ	11/69	1134		1.1
TOTAL POPULATION SERVED BY SOURCE WATER SYSTEM - - - - -						1134		

POPULATION SERVED FLUORIDATED DRINKING WATER BY SOURCE SYSTEM,
CONSECUTIVE SYSTEM, AND COUNTY WITHIN STATE (AS OF 12/31/92)

IOWA

WATER SYSTEMS AND CONSECUTIVE SYSTEMS SERVED	EPA ID NO	COUNTY	CHEM USED	STATUS	FLUOR START DATE	POP SERVED	NATURAL NAT LEVEL	SYSTEMS OPT LEVEL
PELLA	6368033	MARION	Acid	ADJ	11/59	9270		1.0
CENTRAL IOWA WTR ASSN (PELLA)	5059706	MARION		CONS		172		
OTLEY	6361001	MARION		CONS		360		
TOTAL POPULATION SERVED BY SOURCE WATER SYSTEM - - - - -						9802		
PERRY	2561036	DALLAS	Acid	ADJ	06/53	6652		1.0
TOTAL POPULATION SERVED BY SOURCE WATER SYSTEM - - - - -						6652		
PERSHING UTILITIES	6300800	MARION		NATL		485	1.4	
TOTAL POPULATION SERVED BY SOURCE WATER SYSTEM - - - - -						485		
PLANTION VILLAGE	2900600	DES MOINES		NATL		150	3.3	
TOTAL POPULATION SERVED BY SOURCE WATER SYSTEM - - - - -						150		
PLEASANTVILLE	6377046	MARION		NATL		1536	1.6	
TOTAL POPULATION SERVED BY SOURCE WATER SYSTEM - - - - -						1536		
PLYMOUTH	1759048	CERRO GORDO	Acid	ADJ	07/84	453		1.1
TOTAL POPULATION SERVED BY SOURCE WATER SYSTEM - - - - -						453		
POCAHONTAS	7633049	POCAHONTAS	Acid	ADJ	02/81	2085		1.1
TOTAL POPULATION SERVED BY SOURCE WATER SYSTEM - - - - -						2085		
POLK CITY	7770050	POLK	Acid	ADJ	04/83	1908		1.0
TOTAL POPULATION SERVED BY SOURCE WATER SYSTEM - - - - -						1908		
POSTVILLE	0375053	ALLAMAKEE	Acid	ADJ	11/65	1472		1.1
TOTAL POPULATION SERVED BY SOURCE WATER SYSTEM - - - - -						1472		
POWESHIEK WTR ASSOC	8670701	TAMA	NaF	ADJ	12/85	2699		1.0
BARNES CITY	7902088	MAHASKA		CONS		221		
MALCOM	7945018	POWESHIEK		CONS		447		
TOTAL POPULATION SERVED BY SOURCE WATER SYSTEM - - - - -						3367		
PRAIRIE CITY	5064055	JASPER	Acid	ADJ	08/79	1360		1.0
TOTAL POPULATION SERVED BY SOURCE WATER SYSTEM - - - - -						1360		
PRAIRIE RIDGE HOMEOWNERS	8503301	STORY		NATL		62	2.0	
TOTAL POPULATION SERVED BY SOURCE WATER SYSTEM - - - - -						62		

POPULATION SERVED FLUORIDATED DRINKING WATER BY SOURCE SYSTEM,
CONSECUTIVE SYSTEM, AND COUNTY WITHIN STATE (AS OF 12/31/92)

IOWA

WATER SYSTEMS AND CONSECUTIVE SYSTEMS SERVED	EPA ID NO	COUNTY	CHEM USED	STATUS	FLUOR START DATE	POP SERVED	NATURAL SYSTEMS NAT LEVEL	OPT LEVEL
PRAIRIE VIEW ACRES MHP	0790601	BLACK HAWK			NATL	60	1.0	
TOTAL POPULATION SERVED BY SOURCE WATER SYSTEM - - - - -						60		
PRESCOTT	0270056	ADAMS	Acid	ADJ	03/84	287	1.0	
TOTAL POPULATION SERVED BY SOURCE WATER SYSTEM - - - - -						287		
PRESTON	4965057	JACKSON	Acid	ADJ	02/82	1025	1.0	
TOTAL POPULATION SERVED BY SOURCE WATER SYSTEM - - - - -						1025		
QUIMBY	1855066	CHEROKEE	Acid	ADJ	05/72	334	1.0	
TOTAL POPULATION SERVED BY SOURCE WATER SYSTEM - - - - -						334		
RANDALL	4039071	HAMILTON			NATL	161	2.2	
TOTAL POPULATION SERVED BY SOURCE WATER SYSTEM - - - - -						161		
RATHBUN RWA	0400900	APPANOOSE	Acid	ADJ	05/79	49500	1.0	
ALLERTON	9303024	WAYNE		CONS		599		
BATAVIA	5107089	JEFFERSON		CONS		520		
BLAKESBURG	9027014	WAPELLO		CONS		333		
BONAPARTE	8914031	VAN BUREN		CONS		465		
CANTRIL	8920001	VAN BUREN		CONS		271		
CINCINATTI	0410026	APPANOOSE		CONS		363		
DERBY	5909028	LUCAS		CONS		135		
GARDEN GROVE	2725073	DECATUR		CONS		229		
HUMESTON	9348065	WAYNE		CONS		560		
KEOSAUQUA	8938026	VAN BUREN		CONS		1020		
LINEVILLE	9352084	WAYNE		CONS		289		
LOVILLA	6858000	MONROE		CONS		551		
LUCAS	5915004	LUCAS		CONS		224		
MERCER CO PWS1-EAST, MO	2024383	MERCER		CONS		0		
MILTON	8954084	VAN BUREN		CONS		506		
MORAVIA	0467008	APPANOOSE		CONS		679		
MOULTON	0472012	APPANOOSE		CONS		613		
MYSTIC	0477040	APPANOOSE		CONS		545		
PULASKI	2662064	DAVIS		CONS		221		
SEYMOUR	9368035	WAYNE		CONS		869		
STOCKPORT	8973095	VAN BUREN		CONS		260		
WEST POINT	5691012	LEE		CONS		1079		
TOTAL POPULATION SERVED BY SOURCE WATER SYSTEM - - - - -						59831		
RED OAK	6950075	MONTGOMERY	Acid	ADJ	03/62	6264	1.0	
TOTAL POPULATION SERVED BY SOURCE WATER SYSTEM - - - - -						6264		

POPULATION SERVED FLUORIDATED DRINKING WATER BY SOURCE SYSTEM,
CONSECUTIVE SYSTEM, AND COUNTY WITHIN STATE (AS OF 12/31/92)

IOWA

WATER SYSTEMS AND CONSECUTIVE SYSTEMS SERVED	EPA ID NO	COUNTY	CHEM USED	STATUS	FLUOR START DATE	POP SERVED	NATURAL NAT LEVEL	SYSTEMS OPT LEVEL
REINBECK	3870073	GRUNDY			NATL	1605	1.6	
TOTAL POPULATION SERVED BY SOURCE WATER SYSTEM - - - - -						1605		
REMSEN	7568079	PLYMOUTH			NATL	1513	1.0	
TOTAL POPULATION SERVED BY SOURCE WATER SYSTEM - - - - -						1513		
RICEVILLE	4558001	HOWARD			NATL	827	0.7	
TOTAL POPULATION SERVED BY SOURCE WATER SYSTEM - - - - -						827		
RICHLAND	5470083	KEOKUK			NATL	522	1.4	
TOTAL POPULATION SERVED BY SOURCE WATER SYSTEM - - - - -						522		
RIDGEWAY	9680085	WINNESHIEK			NATL	295	0.8	
TOTAL POPULATION SERVED BY SOURCE WATER SYSTEM - - - - -						295		
RINARD	1374086	CALHOUN			NATL	71	1.0	
TOTAL POPULATION SERVED BY SOURCE WATER SYSTEM - - - - -						71		
RINGSTED	3275087	EMMET	Acid	ADJ	10/82	481		1.1
TOTAL POPULATION SERVED BY SOURCE WATER SYSTEM - - - - -						481		
RIVERSIDE	9260090	WASHINGTON	Acid	ADJ	01/75	824		1.0
TOTAL POPULATION SERVED BY SOURCE WATER SYSTEM - - - - -						824		
ROCK RAPIDS	6065092	LYON	NaF	ADJ	02/80	2601		1.1
LYON-SIOUX RW-ROCK RAPIDS	6000800	LYON		CONS		891		
TOTAL POPULATION SERVED BY SOURCE WATER SYSTEM - - - - -						3492		
ROCKFORD	3430091	FLOYD	Acid	ADJ	12/85	863		1.1
TOTAL POPULATION SERVED BY SOURCE WATER SYSTEM - - - - -						863		
ROCKWELL	1773097	CERRO GORDO			NATL	1008	2.3	
TOTAL POPULATION SERVED BY SOURCE WATER SYSTEM - - - - -						1008		
ROCKWELL CITY	1376098	CALHOUN			NATL	1981	1.4	
TOTAL POPULATION SERVED BY SOURCE WATER SYSTEM - - - - -						1981		

POPULATION SERVED FLUORIDATED DRINKING WATER BY SOURCE SYSTEM,
CONSECUTIVE SYSTEM, AND COUNTY WITHIN STATE (AS OF 12/31/92)

IOWA

WATER SYSTEMS AND CONSECUTIVE SYSTEMS SERVED	EPA ID NO	COUNTY	CHEM USED	STATUS	FLUOR START DATE	POP SERVED	NATURAL SYSTEMS NAT LEVEL	OPT LEVEL
RODMAN	7428022	PALO ALTO			NATL	56	0.8	
TOTAL POPULATION SERVED BY SOURCE WATER SYSTEM - - - - -						56		
ROLAND	8570001	STORY			NATL	1035	1.7	
TOTAL POPULATION SERVED BY SOURCE WATER SYSTEM - - - - -						1035		
ROOKWOOD SUBDIVISION	8503002	STORY			NATL	28	1.3	
TOTAL POPULATION SERVED BY SOURCE WATER SYSTEM - - - - -						28		
RUNNELLS	7774008	POLK			NATL	307	1.2	
TOTAL POPULATION SERVED BY SOURCE WATER SYSTEM - - - - -						307		
RUSSELL	5939009	LUCAS			NATL	531	3.2	
TOTAL POPULATION SERVED BY SOURCE WATER SYSTEM - - - - -						531		
RUTHVEN	7465010	PALO ALTO	Acid	ADJ	01/68	707		1.1
TOTAL POPULATION SERVED BY SOURCE WATER SYSTEM - - - - -						707		
RYAN	2864013	DELAWARE	Acid	ADJ	08/84	382		1.1
TOTAL POPULATION SERVED BY SOURCE WATER SYSTEM - - - - -						382		
SAC & FOX COMM WATER SUPP	8600914	TAMA	Acid	ADJ	01/80	240		1.0
TOTAL POPULATION SERVED BY SOURCE WATER SYSTEM - - - - -						240		
SAC CITY	8150015	SAC	Acid	ADJ	03/79	2492		1.0
TOTAL POPULATION SERVED BY SOURCE WATER SYSTEM - - - - -						2492		
SALEM	4478023	HENRY			NATL	453	2.0	
HILLSBORO	4425032	HENRY			CONS	151		
TOTAL POPULATION SERVED BY SOURCE WATER SYSTEM - - - - -						604		
SALIX	9770024	WOODBURY	Acid	ADJ	12/86	467		1.0
TOTAL POPULATION SERVED BY SOURCE WATER SYSTEM - - - - -						467		
SANBORN	7165025	O'BRIEN	Acid	ADJ	09/68	1345		1.1
TOTAL POPULATION SERVED BY SOURCE WATER SYSTEM - - - - -						1345		

POPULATION SERVED FLUORIDATED DRINKING WATER BY SOURCE SYSTEM,
CONSECUTIVE SYSTEM, AND COUNTY WITHIN STATE (AS OF 12/31/92)

IOWA

WATER SYSTEMS AND CONSECUTIVE SYSTEMS SERVED	EPA ID NO	COUNTY	CHEM USED	STATUS	FLUOR START DATE	POP SERVED	NATURAL SYSTEMS NAT LEVEL	OPT LEVEL
SCHALLER	8156028	SAC	Acid	ADJ	09/82	768		1.0
TOTAL POPULATION SERVED BY SOURCE WATER SYSTEM - - - - -						768		
SCRANTON	3759031	GREENE	Acid	ADJ	01/86	583		1.0
TOTAL POPULATION SERVED BY SOURCE WATER SYSTEM - - - - -						583		
SEARSBORO	7955032	POWESHIEK		NATL		164	0.7	
TOTAL POPULATION SERVED BY SOURCE WATER SYSTEM - - - - -						164		
SERGEANT BLUFF	9774033	WOODBURY		NATL		2772	1.0	
TOTAL POPULATION SERVED BY SOURCE WATER SYSTEM - - - - -						2772		
SHEFFIELD	3570037	FRANKLIN		NATL		1174	1.8	
TOTAL POPULATION SERVED BY SOURCE WATER SYSTEM - - - - -						1174		
SHELBY	8369038	SHELBY	Acid	ADJ	09/87	637		1.0
TOTAL POPULATION SERVED BY SOURCE WATER SYSTEM - - - - -						637		
SHELBY CO RWD	8300184	SHELBY	Acid	ADJ	08/85	1179		1.0
PANAMA	8355025	SHELBY		CONS		201		
PERSIA	4360038	HARRISON		CONS		312		
PORTSMOUTH	8365052	SHELBY		CONS		209		
WESTPHALIA	8380011	SHELBY		CONS		144		
TOTAL POPULATION SERVED BY SOURCE WATER SYSTEM - - - - -						2045		
SHELDON	7170040	O'BRIEN	Acid	ADJ	09/73	4937		1.1
TOTAL POPULATION SERVED BY SOURCE WATER SYSTEM - - - - -						4937		
SHELLSBURG	0670043	BENTON		NATL		765	0.9	
TOTAL POPULATION SERVED BY SOURCE WATER SYSTEM - - - - -						765		
SHENANDOAH	7383045	PAGE	Acid	ADJ	08/62	5572		1.0
TOTAL POPULATION SERVED BY SOURCE WATER SYSTEM - - - - -						5572		
SIBLEY	7245047	OSCEOLA	NaF	ADJ	02/81	2815		1.1
TOTAL POPULATION SERVED BY SOURCE WATER SYSTEM - - - - -						2815		

POPULATION SERVED FLUORIDATED DRINKING WATER BY SOURCE SYSTEM,
CONSECUTIVE SYSTEM, AND COUNTY WITHIN STATE (AS OF 12/31/92)

IOWA

WATER SYSTEMS AND CONSECUTIVE SYSTEMS SERVED	EPA ID NO	COUNTY	CHEM USED	STATUS	FLUOR START DATE	POP SERVED	NATURAL SYSTEMS NAT LEVEL	OPT LEVEL
SIGOURNEY	5475050	KEOKUK	Acid	ADJ	04/80	2111		1.0
TOTAL POPULATION SERVED BY SOURCE WATER SYSTEM - - - - -						2111		
SIOUX CENTER	8486053	SIOUX	Acid	ADJ	10/61	5074		1.1
TOTAL POPULATION SERVED BY SOURCE WATER SYSTEM - - - - -						5074		
SIOUX CITY	9778054	WOODBURY	Acid	ADJ	05/73	80505		1.0
TOTAL POPULATION SERVED BY SOURCE WATER SYSTEM - - - - -						80505		
SIOUX RAPIDS	1175056	BUENA VISTA	Acid	ADJ	09/88	761		1.0
TOTAL POPULATION SERVED BY SOURCE WATER SYSTEM - - - - -						761		
SLATER	8580057	STORY	Acid	ADJ	10/80	1268		1.0
TOTAL POPULATION SERVED BY SOURCE WATER SYSTEM - - - - -						1268		
SLOAN	9780059	WOODBURY	Acid	ADJ	02/87	938		1.0
TOTAL POPULATION SERVED BY SOURCE WATER SYSTEM - - - - -						938		
SOLOM	5282062	JOHNSON	Acid	ADJ	08/86	1050		1.0
TOTAL POPULATION SERVED BY SOURCE WATER SYSTEM - - - - -						1050		
SOMERS	1381073	CALHOUN		NATL		161	1.2	
TOTAL POPULATION SERVED BY SOURCE WATER SYSTEM - - - - -						161		
SOUTH OAKS ESTATES	5500602	KOSSUTH		NATL		73	0.8	
TOTAL POPULATION SERVED BY SOURCE WATER SYSTEM - - - - -						73		
SOUTHDALE HOME OWNERS	5500822	KOSSUTH		NATL		80	0.7	
TOTAL POPULATION SERVED BY SOURCE WATER SYSTEM - - - - -						80		
SPENCER	2171071	CLAY	Acid	ADJ	08/64	11066		1.1
TOTAL POPULATION SERVED BY SOURCE WATER SYSTEM - - - - -						11066		
SPIRIT LAKE	3070078	DICKINSON	Acid	ADJ	08/68	4431		1.1
TOTAL POPULATION SERVED BY SOURCE WATER SYSTEM - - - - -						4431		
SPRING GROVE MHP	2900677	DES MOINES		NATL		120	3.0	
TOTAL POPULATION SERVED BY SOURCE WATER SYSTEM - - - - -						120		

POPULATION SERVED FLUORIDATED DRINKING WATER BY SOURCE SYSTEM,
CONSECUTIVE SYSTEM, AND COUNTY WITHIN STATE (AS OF 12/31/92)

IOWA

WATER SYSTEMS AND CONSECUTIVE SYSTEMS SERVED	EPA ID NO	COUNTY	CHEM USED	STATUS	FLUOR START DATE	POP SERVED	NATURAL SYSTEMS NAT LEVEL	OPT LEVEL
SPRINGBROOK	4984086	JACKSON			NATL	167	0.7	
TOTAL POPULATION SERVED BY SOURCE WATER SYSTEM - - - - -						167		
SQUAW VALLEY HOMEOWNERS	8500301	STORY			NATL	119	0.8	
TOTAL POPULATION SERVED BY SOURCE WATER SYSTEM - - - - -						119		
SQUAW VALLEY SO SUBDIV	8503305	STORY			NATL	135	1.6	
TOTAL POPULATION SERVED BY SOURCE WATER SYSTEM - - - - -						135		
ST ANSGAR	6673016	MITCHELL	Acid	ADJ	10/57	1063		1.1
TOTAL POPULATION SERVED BY SOURCE WATER SYSTEM - - - - -						1063		
ST ANTHONY	6482017	MARSHALL			NATL	112	2.4	
TOTAL POPULATION SERVED BY SOURCE WATER SYSTEM - - - - -						112		
STACYVILLE	6677089	MITCHELL	Acid	ADJ	08/75	481		1.1
TOTAL POPULATION SERVED BY SOURCE WATER SYSTEM - - - - -						481		
STANHOPE	4045090	HAMILTON			NATL	447	2.3	
TOTAL POPULATION SERVED BY SOURCE WATER SYSTEM - - - - -						447		
STANTON	6965091	MONTGOMERY	Acid	ADJ	08/73	692		1.0
TOTAL POPULATION SERVED BY SOURCE WATER SYSTEM - - - - -						692		
STANWOOD	1681092	CEDAR	Acid	ADJ	10/68	646		1.0
TOTAL POPULATION SERVED BY SOURCE WATER SYSTEM - - - - -						646		
STATE CENTER	6484093	MARSHALL			NATL	1248	1.2	
TOTAL POPULATION SERVED BY SOURCE WATER SYSTEM - - - - -						1248		
STORM LAKE	1178097	BUENA VISTA	Acid	ADJ	01/67	8769		1.1
LAKE CREEK COUNTRY CLUB	1178800	BUENA VISTA		CONS		140		
LAKESIDE	1145047	BUENA VISTA		CONS		522		
TOTAL POPULATION SERVED BY SOURCE WATER SYSTEM - - - - -						9431		
STORY CITY	8584000	STORY			NATL	2959	1.6	
TOTAL POPULATION SERVED BY SOURCE WATER SYSTEM - - - - -						2959		

POPULATION SERVED FLUORIDATED DRINKING WATER BY SOURCE SYSTEM,
CONSECUTIVE SYSTEM, AND COUNTY WITHIN STATE (AS OF 12/31/92)

IOWA

WATER SYSTEMS AND CONSECUTIVE SYSTEMS SERVED	EPA ID NO	COUNTY	CHEM USED	STATUS	FLUOR START DATE	POP SERVED	NATURAL SYSTEMS NAT LEVEL	OPT LEVEL
STOUT	3880001	GRUNDY			NATL	192	2.5	
	TOTAL POPULATION SERVED BY SOURCE WATER SYSTEM - - - - -					192		
STRATFORD	4051002	WEBSTER			NATL	715	2.5	
	TOTAL POPULATION SERVED BY SOURCE WATER SYSTEM - - - - -					715		
STUART	0180001	GUTHRIE	OTHER	ADJ	07/90	1522		1.0
	TOTAL POPULATION SERVED BY SOURCE WATER SYSTEM - - - - -					1522		
SULLY	5076005	JASPER			NATL	841	1.4	
	TOTAL POPULATION SERVED BY SOURCE WATER SYSTEM - - - - -					841		
SUMNER	0970006	BREMER			NATL	2078	0.7	
	TOTAL POPULATION SERVED BY SOURCE WATER SYSTEM - - - - -					2078		
SUTHERLAND	7177007	O'BRIEN	Acid	ADJ	08/83	714		1.1
	TOTAL POPULATION SERVED BY SOURCE WATER SYSTEM - - - - -					714		
SWALEDALE	1778008	CERRO GORDO			NATL	190	2.0	
	TOTAL POPULATION SERVED BY SOURCE WATER SYSTEM - - - - -					190		
SWEA CITY	5584009	KOSSUTH	Acid	ADJ	06/85	634		1.1
	TOTAL POPULATION SERVED BY SOURCE WATER SYSTEM - - - - -					634		
TAMA	8670013	TAMA	Acid	ADJ	06/86	2697		1.0
	TOTAL POPULATION SERVED BY SOURCE WATER SYSTEM - - - - -					2697		
TANDEM-OAK PARK ASSOCIATES	9433600	WEBSTER			NATL	150	2.1	
	TOTAL POPULATION SERVED BY SOURCE WATER SYSTEM - - - - -					150		
TERRIL	3080016	DICKINSON	Acid	ADJ	07/84	380		1.1
	TOTAL POPULATION SERVED BY SOURCE WATER SYSTEM - - - - -					380		
THOMPSON	9585017	WINNEBAGO	Acid	ADJ	02/83	498		1.1
	TOTAL POPULATION SERVED BY SOURCE WATER SYSTEM - - - - -					498		

POPULATION SERVED FLUORIDATED DRINKING WATER BY SOURCE SYSTEM,
CONSECUTIVE SYSTEM, AND COUNTY WITHIN STATE (AS OF 12/31/92)

IOWA

WATER SYSTEMS AND CONSECUTIVE SYSTEMS SERVED	EPA ID NO	COUNTY	CHEM USED	STATUS	FLUOR START DATE	POP SERVED	NATURAL NAT LEVEL	SYSTEMS OPT LEVEL
THORNTON	1781019	CERRO GORDO			NATL	431	2.1	
TOTAL POPULATION SERVED BY SOURCE WATER SYSTEM - - - - -						431		
TIFFIN	5288021	JOHNSON	Acid	ADJ	05/79	460		1.0
TOTAL POPULATION SERVED BY SOURCE WATER SYSTEM - - - - -						460		
TIMBER RIDGE	0600600	BENTON			NATL	200	0.7	
TOTAL POPULATION SERVED BY SOURCE WATER SYSTEM - - - - -						200		
TIMBERLANE ADDITION	9433336	WEBSTER			NATL	54	2.2	
TOTAL POPULATION SERVED BY SOURCE WATER SYSTEM - - - - -						54		
TIPTON	1689022	CEDAR	Acid	ADJ	07/62	2998		1.0
TOTAL POPULATION SERVED BY SOURCE WATER SYSTEM - - - - -						2998		
TITONKA	5588026	KOSSUTH			NATL	612	0.8	
TOTAL POPULATION SERVED BY SOURCE WATER SYSTEM - - - - -						612		
TOLEDO	8676027	TAMA			NATL	2380	1.2	
TOTAL POPULATION SERVED BY SOURCE WATER SYSTEM - - - - -						2380		
TRAER	8681030	TAMA			NATL	1552	1.0	
TOTAL POPULATION SERVED BY SOURCE WATER SYSTEM - - - - -						1552		
TREYNOR	7866031	POTTAWATTAMIE	Acid	ADJ	11/85	995		1.0
TOTAL POPULATION SERVED BY SOURCE WATER SYSTEM - - - - -						995		
TRIPOLI	0975032	BREMER	Acid	ADJ	11/80	1188		1.1
TOTAL POPULATION SERVED BY SOURCE WATER SYSTEM - - - - -						1188		
UNIVERSITY WS	5225101	JOHNSON	Acid	ADJ	07/67	8560		1.0
TOTAL POPULATION SERVED BY SOURCE WATER SYSTEM - - - - -						8560		
URBANA	0680041	BENTON			NATL	595	0.7	
TOTAL POPULATION SERVED BY SOURCE WATER SYSTEM - - - - -						595		
VAIL	2452044	CRAWFORD	Acid	ADJ	11/87	490		1.0
TOTAL POPULATION SERVED BY SOURCE WATER SYSTEM - - - - -						490		

POPULATION SERVED FLUORIDATED DRINKING WATER BY SOURCE SYSTEM,
CONSECUTIVE SYSTEM, AND COUNTY WITHIN STATE (AS OF 12/31/92)

IOWA

WATER SYSTEMS AND CONSECUTIVE SYSTEMS SERVED	EPA ID NO	COUNTY	CHEM USED	STATUS	FLUOR START DATE	POP SERVED	NATURAL SYSTEMS NAT LEVEL	OPT LEVEL
VAN HORNE	0685045	BENTON			NATL	695	1.4	
TOTAL POPULATION SERVED BY SOURCE WATER SYSTEM - - - - -						695		
VAN METER	2570046	DALLAS	Acid	ADJ	09/82	761		1.0
TOTAL POPULATION SERVED BY SOURCE WATER SYSTEM - - - - -						761		
VARINA	7642047	POCAHONTAS	Acid	ADJ	01/85	102		1.1
TOTAL POPULATION SERVED BY SOURCE WATER SYSTEM - - - - -						102		
VENTURA	1785032	CERRO GORDO	Acid	ADJ	05/86	590		1.1
TOTAL POPULATION SERVED BY SOURCE WATER SYSTEM - - - - -						590		
VICTOR	4875050	IOWA	Acid	ADJ	09/68	1066		1.0
TOTAL POPULATION SERVED BY SOURCE WATER SYSTEM - - - - -						1066		
VILLISCA	6985051	MONTGOMERY	Acid	ADJ	11/63	1332		1.0
TOTAL POPULATION SERVED BY SOURCE WATER SYSTEM - - - - -						1332		
VINCENT	9486052	WEBSTER			NATL	185	1.0	
TOTAL POPULATION SERVED BY SOURCE WATER SYSTEM - - - - -						185		
VINTON	0688053	BENTON	Acid	ADJ	06/74	5103		1.0
TOTAL POPULATION SERVED BY SOURCE WATER SYSTEM - - - - -						5103		
WADENA	3371056	FAYETTE			NATL	236	0.7	
TOTAL POPULATION SERVED BY SOURCE WATER SYSTEM - - - - -						236		
WALL LAKE	8166061	SAC	Acid	ADJ	06/78	875		1.0
TOTAL POPULATION SERVED BY SOURCE WATER SYSTEM - - - - -						875		
WALNUT	7872062	POTTAWATTAMIE			NATL	857	2.9	
TOTAL POPULATION SERVED BY SOURCE WATER SYSTEM - - - - -						857		
WAPELLO	5879063	LOUISA	Acid	ADJ	06/88	2013		1.0
TOTAL POPULATION SERVED BY SOURCE WATER SYSTEM - - - - -						2013		

POPULATION SERVED FLUORIDATED DRINKING WATER BY SOURCE SYSTEM,
CONSECUTIVE SYSTEM, AND COUNTY WITHIN STATE (AS OF 12/31/92)

IOWA

WATER SYSTEMS AND CONSECUTIVE SYSTEMS SERVED	EPA ID NO	COUNTY	CHEM USED	STATUS	FLUOR START DATE	POP SERVED	NATURAL SYSTEMS NAT LEVEL	OPT LEVEL
WASHINGTON	9271068	WASHINGTON		NATL		7074	1.4	
TOTAL POPULATION SERVED BY SOURCE WATER SYSTEM - - - - -						7074		
WASHTA	1880073	CHEROKEE		NATL		284	0.9	
TOTAL POPULATION SERVED BY SOURCE WATER SYSTEM - - - - -						284		
WATERLOO	0790074	BLACK HAWK	Acid	ADJ	12/66	66467		1.1
ELK RUN HEIGHTS	0721014	BLACK HAWK		CONS		1088		
HUDSON	0737062	BLACK HAWK		CONS		2037		
TOTAL POPULATION SERVED BY SOURCE WATER SYSTEM - - - - -						69592		
WAUCOMA	3375001	FAYETTE		NATL		277	2.1	
TOTAL POPULATION SERVED BY SOURCE WATER SYSTEM - - - - -						277		
WAUKON	0398082	ALLAMAKEE	Acid	ADJ	10/51	4019		1.1
TOTAL POPULATION SERVED BY SOURCE WATER SYSTEM - - - - -						4019		
WAVERLY	0990085	BREMER		NATL		8539	0.8	
TOTAL POPULATION SERVED BY SOURCE WATER SYSTEM - - - - -						8539		
WAYLAND	4490091	HENRY		NATL		838	1.4	
TOTAL POPULATION SERVED BY SOURCE WATER SYSTEM - - - - -						838		
WEBSTER CITY	4063094	HAMILTON		NATL		7894	0.8	
TOTAL POPULATION SERVED BY SOURCE WATER SYSTEM - - - - -						7894		
WELLMAN	9276096	WASHINGTON		NATL		1085	1.1	
TOTAL POPULATION SERVED BY SOURCE WATER SYSTEM - - - - -						1085		
WELLSBURG	3890097	GRUNDY		NATL		682	1.0	
TOTAL POPULATION SERVED BY SOURCE WATER SYSTEM - - - - -						682		
WESLEY	5592098	KOSSUTH		NATL		444	1.0	
TOTAL POPULATION SERVED BY SOURCE WATER SYSTEM - - - - -						444		
WEST BEND	7470099	KOSSUTH		NATL		862	1.0	
TOTAL POPULATION SERVED BY SOURCE WATER SYSTEM - - - - -						862		

POPULATION SERVED FLUORIDATED DRINKING WATER BY SOURCE SYSTEM,
CONSECUTIVE SYSTEM, AND COUNTY WITHIN STATE (AS OF 12/31/92)

IOWA

WATER SYSTEMS AND CONSECUTIVE SYSTEMS SERVED	EPA ID NO	COUNTY	CHEM USED	STATUS	FLUOR START DATE	POP SERVED	NATURAL SYSTEMS NAT LEVEL	OPT LEVEL
WEST BRANCH	1694000	CEDAR	Acid	ADJ	01/70	1908		1.0
TOTAL POPULATION SERVED BY SOURCE WATER SYSTEM - - - - -						1908		
WEST BURLINGTON	2985002	DES MOINES		NATL		3457	1.4	
TOTAL POPULATION SERVED BY SOURCE WATER SYSTEM - - - - -						3457		
WEST CENTRAL RW BOYER	1400903	CARROLL	Acid	ADJ	08/83	1750		1.0
TOTAL POPULATION SERVED BY SOURCE WATER SYSTEM - - - - -						1750		
WEST CENTRAL RW NISH	1400902	CARROLL	Acid	ADJ	08/83	2650		1.0
ASPINWALL	2406070	CRAWFORD		CONS		52		
GRAY	0528004	AUDUBON		CONS		83		
HALBUR	1444022	CARROLL		CONS		215		
TEMPLETON	1479015	CARROLL		CONS		321		
WESTSIDE	2458023	CRAWFORD		CONS		348		
TOTAL POPULATION SERVED BY SOURCE WATER SYSTEM - - - - -						3669		
WEST DES MOINES	7785007	POLK		NATL		31702	1.2	
TOTAL POPULATION SERVED BY SOURCE WATER SYSTEM - - - - -						31702		
WEST LIBERTY	7073010	MUSCATINE		NATL		2935	1.5	
TOTAL POPULATION SERVED BY SOURCE WATER SYSTEM - - - - -						2935		
WESTFIELD	7589008	PLYMOUTH		NATL		160	1.2	
TOTAL POPULATION SERVED BY SOURCE WATER SYSTEM - - - - -						160		
WHAT CHEER	5493016	KEOKUK		NATL		762	1.4	
TOTAL POPULATION SERVED BY SOURCE WATER SYSTEM - - - - -						762		
WHEATLAND	2394017	CLINTON		NATL		723	0.9	
TOTAL POPULATION SERVED BY SOURCE WATER SYSTEM - - - - -						723		
WHITE OAKS HOMEOWNERS	7709302	POLK		NATL		31	7.0	
TOTAL POPULATION SERVED BY SOURCE WATER SYSTEM - - - - -						31		
WHITTEMORE	5595020	KOSSUTH	Acid	ADJ	05/70	535		1.1
TOTAL POPULATION SERVED BY SOURCE WATER SYSTEM - - - - -						535		

IOWA

WATER SYSTEMS AND CONSECUTIVE SYSTEMS SERVED	EPA ID NO	COUNTY	CHEM USED	STATUS	FLUOR START DATE	POP SERVED	NATURAL SYSTEMS NAT LEVEL	OPT LEVEL
WILLIAMS	4070022	HAMILTON			NATL	368	1.4	
TOTAL POPULATION SERVED BY SOURCE WATER SYSTEM - - - - -						368		
WILLIAMSBURG	4884023	IOWA			NATL	2174	0.8	
TOTAL POPULATION SERVED BY SOURCE WATER SYSTEM - - - - -						2174		
WILTON	7078026	MUSCATINE	Acid	ADJ	01/71	2577		1.0
TOTAL POPULATION SERVED BY SOURCE WATER SYSTEM - - - - -						2577		
WINFIELD	4493028	HENRY			NATL	1051	1.4	
TOTAL POPULATION SERVED BY SOURCE WATER SYSTEM - - - - -						1051		
WINTER MHP	1900601	CHICKASAW			NATL	50	0.7	
TOTAL POPULATION SERVED BY SOURCE WATER SYSTEM - - - - -						50		
WINTERSET	6171029	MADISON	Acid	ADJ	01/64	4196		1.0
TOTAL POPULATION SERVED BY SOURCE WATER SYSTEM - - - - -						4196		
WINTHROP	1093031	BUCHANAN	Acid	ADJ	07/68	742		1.1
TOTAL POPULATION SERVED BY SOURCE WATER SYSTEM - - - - -						742		
WOODBINE	4388034	HARRISON	Acid	ADJ	07/82	1500		1.0
TOTAL POPULATION SERVED BY SOURCE WATER SYSTEM - - - - -						1500		
WOODWARD	2576036	DALLAS	Acid	ADJ	07/70	1197		1.0
TOTAL POPULATION SERVED BY SOURCE WATER SYSTEM - - - - -						1197		
WOODWARD SHS	0800923	DALLAS	Acid	ADJ	09/67	400		1.0
TOTAL POPULATION SERVED BY SOURCE WATER SYSTEM - - - - -						400		
WORTHINGTON	3189001	DUBUQUE			NATL	439	1.9	
TOTAL POPULATION SERVED BY SOURCE WATER SYSTEM - - - - -						439		
XENIA RWS	2576705	DALLAS	NaF	ADJ	02/83	2270		1.0
MINBURN	2547085	DALLAS		CONS		346		
TOTAL POPULATION SERVED BY SOURCE WATER SYSTEM - - - - -						2616		

POPULATION SERVED FLUORIDATED DRINKING WATER BY SOURCE SYSTEM,
CONSECUTIVE SYSTEM, AND COUNTY WITHIN STATE (AS OF 12/31/92)

KANSAS

WATER SYSTEMS AND CONSECUTIVE SYSTEMS SERVED	EPA ID NO	COUNTY	CHEM USED	STATUS	FLUOR START DATE	POP SERVED	NATURAL SYSTEMS NAT LEVEL	OPT LEVEL
ARCADIA	2003711	CRAWFORD		NATL		338	0.7	
TOTAL POPULATION SERVED BY SOURCE WATER SYSTEM - - - - -						338		
ARKANSAS CITY	2003509	COWLEY	NaSiF6	ADJ	04/53	12762		1.0
TOTAL POPULATION SERVED BY SOURCE WATER SYSTEM - - - - -						12762		
ARMA	2003713	CRAWFORD		NATL		1542	0.8	
TOTAL POPULATION SERVED BY SOURCE WATER SYSTEM - - - - -						1542		
ASHLAND	2002502	CLARK	Acid	ADJ	09/65	1032		1.0
TOTAL POPULATION SERVED BY SOURCE WATER SYSTEM - - - - -						1032		
ATCHISON	2000506	ATCHISON	Acid	ADJ	07/69	10656		1.0
ATCHISON CO RWD 1	2000503	ATCHISON		CONS		490		
ATCHISON CO RWD 2	2000505	ATCHISON		CONS		150		
ATCHISON CO RWD 3	2000504	ATCHISON		CONS		150		
ATCHISON CO RWD 5	2000509	ATCHISON		CONS		1800		
LANCASTER	2000507	ATCHISON		CONS		299		
ATCHISON CO RWD 6	2000510	ATCHISON		CONS		549		
TOTAL POPULATION SERVED BY SOURCE WATER SYSTEM - - - - -						14094		
ATWOOD	2015301	RAWLINS		NATL		1388	1.2	
TOTAL POPULATION SERVED BY SOURCE WATER SYSTEM - - - - -						1388		
BIRD CITY	2002301	CHEYENNE		NATL		467	1.4	
TOTAL POPULATION SERVED BY SOURCE WATER SYSTEM - - - - -						467		
BONNER SPRINGS	2020904	WYANDOTTE	Acid	ADJ	12/59	6413		1.0
LEVENWORTH CO RWD 7	2010320	LEVENWORTH		CONS		1472		
TOTAL POPULATION SERVED BY SOURCE WATER SYSTEM - - - - -						7885		
BREWSTER	2019303	THOMAS		NATL		296	1.4	
TOTAL POPULATION SERVED BY SOURCE WATER SYSTEM - - - - -						296		
BURDETT	2014501	PAWNEE		NATL		248	1.4	
TOTAL POPULATION SERVED BY SOURCE WATER SYSTEM - - - - -						248		
BURLINGTON	2003101	COFFEY	NaSiF6	ADJ	06/59	2735		1.0
COFFEY CO RWD 2(PART)	2003102	COFFEY		CONS		717		

POPULATION SERVED FLUORIDATED DRINKING WATER BY SOURCE SYSTEM,
CONSECUTIVE SYSTEM, AND COUNTY WITHIN STATE (AS OF 12/31/92)

KANSAS

WATER SYSTEMS AND CONSECUTIVE SYSTEMS SERVED	EPA ID NO	COUNTY	CHEM USED	STATUS	FLUOR START DATE	POP SERVED	NATURAL SYSTEMS NAT LEVEL	OPT LEVEL
COFFEY CO RWD 3	2003106	COFFEY		CONS		1075		
TOTAL POPULATION SERVED BY SOURCE WATER SYSTEM - - - - -						4527		
BURNS	2011501	MARION		NATL		226	2.2	
TOTAL POPULATION SERVED BY SOURCE WATER SYSTEM - - - - -						226		
CAPALDO	2003715			NATL		130	0.7	
TOTAL POPULATION SERVED BY SOURCE WATER SYSTEM - - - - -						130		
CHANUTE	2013307	NEOSHO	NaSiF6	ADJ	09/56	9488		1.0
ALLEN RWD 13	2000118	ALLEN		CONS		100		
NEOSHO RWD 7	2013303	NEOSHO		CONS		482		
NEOSHO RWD 9	2013301	NEOSHO		CONS		153		
TOTAL POPULATION SERVED BY SOURCE WATER SYSTEM - - - - -						10438		
CHEROKEE	2003714	CRAWFORD		NATL		651	0.7	
TOTAL POPULATION SERVED BY SOURCE WATER SYSTEM - - - - -						651		
CHEROKEE CO RWD 1	2002111	CHEROKEE		NATL		472	0.7	
TOTAL POPULATION SERVED BY SOURCE WATER SYSTEM - - - - -						472		
CIMARRON	2006903	GRAY		NATL		1626	0.7	
TOTAL POPULATION SERVED BY SOURCE WATER SYSTEM - - - - -						1626		
CLEARWATER	0000034	SELZWICK	OTHER	ADJ	00/00	1813		1.0
TOTAL POPULATION SERVED BY SOURCE WATER SYSTEM - - - - -						1813		
COFFEYVILLE	2012513	MONTGOMERY	NaSiF6	ADJ	10/52	12917		1.0
CK WATER CORP	2012514	MONTGOMERY		CONS		30		
DEARING	2012511	MONTGOMERY		CONS		428		
LABETTE RWD 6	2009916	LABETTE		CONS		1068		
MONTGOMERY CO RWD 10	2012515	MONTGOMERY		CONS		212		
MONTGOMERY CO RWD 11	2012518	MONTGOMERY		CONS		492		
MONTGOMERY RWD 7	2012516	MONTGOMERY		CONS		380		
TOTAL POPULATION SERVED BY SOURCE WATER SYSTEM - - - - -						15527		
COLBY	2019302	THOMAS		NATL		5396	1.6	
TOTAL POPULATION SERVED BY SOURCE WATER SYSTEM - - - - -						5396		

POPULATION SERVED FLUORIDATED DRINKING WATER BY SOURCE SYSTEM,
CONSECUTIVE SYSTEM, AND COUNTY WITHIN STATE (AS OF 12/31/92)

KANSAS

WATER SYSTEMS AND CONSECUTIVE SYSTEMS SERVED	EPA ID NO	COUNTY	CHEM USED	STATUS	FLUOR START DATE	POP SERVED	NATURAL SYSTEMS NAT LEVEL	OPT LEVEL
COLUMBUS	2002110	CHEROKEE		NATL		3268	1.3	
TOTAL POPULATION SERVED BY SOURCE WATER SYSTEM - - - - -						3268		
COOLIDGE	2007501	HAMILTON		NATL		90	0.8	
TOTAL POPULATION SERVED BY SOURCE WATER SYSTEM - - - - -						90		
COUNCIL GROVE	2012702	MORRIS	NaSiF6	ADJ	07/58	2228		1.0
TOTAL POPULATION SERVED BY SOURCE WATER SYSTEM - - - - -						2228		
CRAWFORD CO RWD 3	2003716	CRAWFORD		NATL		190	0.7	
TOTAL POPULATION SERVED BY SOURCE WATER SYSTEM - - - - -						190		
CRAWFORD CO RWD 4	2003706	CRAWFORD		NATL		1192	0.7	
TOTAL POPULATION SERVED BY SOURCE WATER SYSTEM - - - - -						1192		
CRAWFORD CO RWD 7&8	2003719	CRAWFORD		NATL		1762	0.7	
CRAWFORD CO RWD 2	2003717	CRAWFORD		CONS		668		
TOTAL POPULATION SERVED BY SOURCE WATER SYSTEM - - - - -						2430		
DEERFIELD	2009302	KEARNY		NATL		677	1.0	
TOTAL POPULATION SERVED BY SOURCE WATER SYSTEM - - - - -						677		
DERBY	0000035	SELGWICK		NATL		14699	0.7	
TOTAL POPULATION SERVED BY SOURCE WATER SYSTEM - - - - -						14699		
DIGHTON	2010101	LANE		NATL		1361	2.6	
TOTAL POPULATION SERVED BY SOURCE WATER SYSTEM - - - - -						1361		
DODGE CITY	2005710	FORD		NATL		21129	2.4	
TOTAL POPULATION SERVED BY SOURCE WATER SYSTEM - - - - -						21129		
DOWNS	2014101	OSBORNE	OTHER	ADJ	00/00	1119		1.0
TOTAL POPULATION SERVED BY SOURCE WATER SYSTEM - - - - -						1119		
EL DORADO	2001511	BUTLER	NaSiF6	ADJ	09/52	11504		1.0
BUTLER CO RWD 1	2001514	BUTLER		CONS		515		
BUTLER CO RWD 2	2001505	BUTLER		CONS		1160		
BUTLER CO RWD 3	2001513	BUTLER		CONS		440		

POPULATION SERVED FLUORIDATED DRINKING WATER BY SOURCE SYSTEM,
CONSECUTIVE SYSTEM, AND COUNTY WITHIN STATE (AS OF 12/31/92)

KANSAS

WATER SYSTEMS AND CONSECUTIVE SYSTEMS SERVED	EPA ID NO	COUNTY	CHEM USED	STATUS	FLUOR START DATE	POP SERVED	NATURAL SYSTEMS NAT LEVEL	OPT LEVEL
BUTLER CO RWD 5	2001526	BUTLER		CONS		1250		
BUTLER CO RWD 6	2001530	BUTLER		CONS		1960		
BUTLER CO RWD 7	0000037	BUTLER		CONS		732		
DOUGLAS	2001510	BUTLER		CONS		1722		
LATHAM	2001517	BUTLER		CONS		160		
POTWIN	2001518	BUTLER		CONS		448		
PUBLIC WHOLESALE WSD 8	2001532	BUTLER		CONS		50		
WHITEWATER	2001523	BUTLER		CONS		683		
TOTAL POPULATION SERVED BY SOURCE WATER SYSTEM - - - - -						20624		
ELKHART	2012901	MORTON		NATL		2318	0.7	
TOTAL POPULATION SERVED BY SOURCE WATER SYSTEM - - - - -						2318		
ELLINWOOD	2000906	BARTON		NATL		2329	0.7	
TOTAL POPULATION SERVED BY SOURCE WATER SYSTEM - - - - -						2329		
ELLSWORTH	2005306	ELLSWORTH	NaSiF6	ADJ	02/66	2294		1.0
TOTAL POPULATION SERVED BY SOURCE WATER SYSTEM - - - - -						2294		
ELLSWORTH CO RWD #1/POST ROCK	0000042	ELLSWORTH	OTHER	ADJ	00/00	1089		1.0
TOTAL POPULATION SERVED BY SOURCE WATER SYSTEM - - - - -						1089		
EMPORIA	2011105	LYON	NaSiF6	ADJ	09/59	25512		1.0
COFFEY CO RWD 2 E	2003110	LYON		CONS		851		
LYON CO RWD 1	2011101	LYON		CONS		665		
LYON CO RWD 2	2011108	LYON		CONS		625		
LYON CO RWD 4	2011110	LYON		CONS		565		
LYON CO RWD 5	2011107	LYON		CONS		1052		
OLPE	2011112	LYON		CONS		431		
LYON CO RWD 3	2011113	LYON		CONS		265		
TOTAL POPULATION SERVED BY SOURCE WATER SYSTEM - - - - -						29966		
EUREKA	2007306	GREENWOOD	NaSiF6	ADJ	05/58	2974		1.0
GREENWOOD CO RWD 1	2007305	GREENWOOD		CONS		892		
GREENWOOD CO RWD 2	2007362	GREENWOOD		CONS		987		
TOTAL POPULATION SERVED BY SOURCE WATER SYSTEM - - - - -						4853		
FOWLER	2011901	MEADE		NATL		571	0.7	
TOTAL POPULATION SERVED BY SOURCE WATER SYSTEM - - - - -						571		
FREDONIA	2020513	WILSON	OTHER	ADJ	00/00	2599		1.0

POPULATION SERVED FLUORIDATED DRINKING WATER BY SOURCE SYSTEM,
CONSECUTIVE SYSTEM, AND COUNTY WITHIN STATE (AS OF 12/31/92)

KANSAS

WATER SYSTEMS AND CONSECUTIVE SYSTEMS SERVED	EPA ID NO	COUNTY	CHEM USED	STATUS	FLUOR START DATE	POP SERVED	NATURAL NAT LEVEL	SYSTEMS OPT LEVEL
WILSON CO RWD 1	2020515	WILSON		CONS		312		
WILSON CO RWD 11	2020519	WILSON		CONS		550		
WILSON CO RWD 13	2020512	WILSON		CONS		180		
WILSON CO RWD 2	2020514	WILSON		CONS		180		
WILSON CO RWD 5	2020507	WILSON		CONS		275		
WILSON CO RWD 7	2020516	WILSON		CONS		375		
TOTAL POPULATION SERVED BY SOURCE WATER SYSTEM - - - - -						4471		
FT LEAVENWORTH	2010311	LEAVENWORTH	NaF	ADJ	02/56	12250		1.0
TOTAL POPULATION SERVED BY SOURCE WATER SYSTEM - - - - -						12250		
FT RILEY	2006114	RILEY	Acid	ADJ	08/64	18000		1.0
TOTAL POPULATION SERVED BY SOURCE WATER SYSTEM - - - - -						18000		
FT SCOTT	2001104	BOURBON	Acid	ADJ	06/52	8362		1.0
BOURBON CO RWD 2	2001103	BOURBON		CONS		4865		
TOTAL POPULATION SERVED BY SOURCE WATER SYSTEM - - - - -						13227		
GARDEN CITY	2005511	FINNEY		NATL		24097	0.5	
TOTAL POPULATION SERVED BY SOURCE WATER SYSTEM - - - - -						24097		
GARDNER	2009106	JOHNSON	NaSiF6	ADJ	12/66	3191		1.0
TOTAL POPULATION SERVED BY SOURCE WATER SYSTEM - - - - -						3191		
GARNETT	2000304	ANDERSON	Acid	ADJ	06/52	3210		1.0
ANDERSON CO RWD 1	2000302	ANDERSON		CONS		30		
TOTAL POPULATION SERVED BY SOURCE WATER SYSTEM - - - - -						3240		
GIRARD	2003718	CRAWFORD		NATL		2794	0.8	
TOTAL POPULATION SERVED BY SOURCE WATER SYSTEM - - - - -						2794		
GOODLAND	2018102	SHERMAN		NATL		4983	1.5	
TOTAL POPULATION SERVED BY SOURCE WATER SYSTEM - - - - -						4983		
GRAINFIELD	2006302	GOVE		NATL		357	1.0	
TOTAL POPULATION SERVED BY SOURCE WATER SYSTEM - - - - -						357		
GREAT BEND	2000911	BARTON		NATL		15427	0.5	
TOTAL POPULATION SERVED BY SOURCE WATER SYSTEM - - - - -						15427		

POPULATION SERVED FLUORIDATED DRINKING WATER BY SOURCE SYSTEM,
CONSECUTIVE SYSTEM, AND COUNTY WITHIN STATE (AS OF 12/31/92)

KANSAS

WATER SYSTEMS AND CONSECUTIVE SYSTEMS SERVED	EPA ID NO	COUNTY	CHEM USED	STATUS	FLUOR START DATE	POP SERVED	NATURAL SYSTEMS NAT LEVEL	OPT LEVEL
GRINWELL	2006301	GOVE			NATL	348	1.0	
TOTAL POPULATION SERVED BY SOURCE WATER SYSTEM - - - - -						348		
HANSTON	2008302	HODGEMAN			NATL	326	0.9	
TOTAL POPULATION SERVED BY SOURCE WATER SYSTEM - - - - -						326		
HARVEYVILLE	0000049	WABAUNSEE	OTHER	ADJ	00/00	267		1.0
TOTAL POPULATION SERVED BY SOURCE WATER SYSTEM - - - - -						267		
HAYS	2005111	ELLIS	NaSiF6	ADJ	08/52	17767		1.0
TOTAL POPULATION SERVED BY SOURCE WATER SYSTEM - - - - -						17767		
HERINGTON	2004102	DICKINSON	NaSiF6	ADJ	07/61	2685		1.0
TOTAL POPULATION SERVED BY SOURCE WATER SYSTEM - - - - -						2685		
HERNDON	2015302	RAWLINS			NATL	170	0.8	
TOTAL POPULATION SERVED BY SOURCE WATER SYSTEM - - - - -						170		
HILL CITY	2006503	GRAHAM			NATL	1835	0.7	
TOTAL POPULATION SERVED BY SOURCE WATER SYSTEM - - - - -						1835		
HILLSBORO	0000050	MARION			NATL	2704	1.0	
TOTAL POPULATION SERVED BY SOURCE WATER SYSTEM - - - - -						2704		
HOLCOMB	2005509	FINNEY			NATL	1400	0.8	
TOTAL POPULATION SERVED BY SOURCE WATER SYSTEM - - - - -						1400		
HOXIE	2017901	SHERIDAN			NATL	1462	1.0	
TOTAL POPULATION SERVED BY SOURCE WATER SYSTEM - - - - -						1462		
INDEPENDENCE	2012508	MONTGOMERY	NaSiF6	ADJ	08/55	9942		1.0
MONTGOMERY CO RWD 1	2012505	MONTGOMERY		CONS		130		
MONTGOMERY CO RWD 3	2012503	MONTGOMERY		CONS		72		
MONTGOMERY CO RWD 4	2012501	MONTGOMERY		CONS		607		
MONTGOMERY CO RWD 5	2012509	MONTGOMERY		CONS		1492		
MONTGOMERY CO RWD 8	2012507	MONTGOMERY		CONS		253		
TOTAL POPULATION SERVED BY SOURCE WATER SYSTEM - - - - -						12496		

POPULATION SERVED FLUORIDATED DRINKING WATER BY SOURCE SYSTEM,
CONSECUTIVE SYSTEM, AND COUNTY WITHIN STATE (AS OF 12/31/92)

KANSAS

WATER SYSTEMS AND CONSECUTIVE SYSTEMS SERVED	EPA ID NO	COUNTY	CHEM USED	STATUS	FLUOR START DATE	POP SERVED	NATURAL SYSTEMS NAT LEVEL	OPT LEVEL
IOLA	2000103	ALLEN	Acid	ADJ	00/00	6351		1.0
ALLEN CO RWD 2	2000108	ALLEN		CONS		40		
ALLEN CO RWD 3	2000113	ALLEN		CONS		25		
ALLEN CO RWD 4	0000030	ALLEN		CONS		47		
ALLEN CO. RWD 15	0000015	ALLEN		CONS		126		
ALLEN CO. RWD 5	0000005	ALLEN		CONS		22		
ALLEN CO. RWD 6	0000006	ALLEN		CONS		40		
ALLEN CO. RWD 7	0000007	ALLEN		CONS		180		
ALLEN CO. RWD 8	0000008	ALLEN		CONS		638		
ANDERSON CO RWD 5	0000031	ANDERSON		CONS		1600		
GAS CITY	2000102	ALLEN		CONS		505		
KINCAID	2000301	ALLEN		CONS		170		
LAHARPE	2000105	ALLEN		CONS		650		
PUBLIC WHOLESALE WSD 5	0000064	ALLEN		CONS		3650		
TOTAL POPULATION SERVED BY SOURCE WATER SYSTEM - - - - -						14044		
JOHNSON		STANTON			NATL	1348		0.0
TOTAL POPULATION SERVED BY SOURCE WATER SYSTEM - - - - -						1348		
JOHNSON WD 1		JOHNSON	NaSiF6	ADJ		205521		1.0
TOTAL POPULATION SERVED BY SOURCE WATER SYSTEM - - - - -						205521		
JUNCTION CITY	0000081	GEARY	NaSiF6	ADJ	01/52	20604		1.0
GEARY RWD 1	0000043	GEARY		CONS		216		
TOTAL POPULATION SERVED BY SOURCE WATER SYSTEM - - - - -						20820		
KANORADO		SHERMAN			NATL	276		0.0
TOTAL POPULATION SERVED BY SOURCE WATER SYSTEM - - - - -						276		
KANSAS CITY	0000087	WYANDOTTE	Acid	ADJ	00/00	156660		1.0
EDWARDSVILLE	0000036	WYANDOTTE		CONS		3979		
WYANDOTTE CO RWD 1C	0000077	WYANDOTTE		CONS		1160		
TOTAL POPULATION SERVED BY SOURCE WATER SYSTEM - - - - -						161799		
KINSLEY	0000055	EDWARDS	OTHER	ADJ	00/00	1875		1.0
TOTAL POPULATION SERVED BY SOURCE WATER SYSTEM - - - - -						1875		
KIOWA	0000056	BARBER	OTHER	ADJ	00/00	1160		1.0
TOTAL POPULATION SERVED BY SOURCE WATER SYSTEM - - - - -						1160		

POPULATION SERVED FLUORIDATED DRINKING WATER BY SOURCE SYSTEM,
CONSECUTIVE SYSTEM, AND COUNTY WITHIN STATE (AS OF 12/31/92)

KANSAS

WATER SYSTEMS AND CONSECUTIVE SYSTEMS SERVED	EPA ID NO	COUNTY	CHEM USED	STATUS	FLUOR START DATE	POP SERVED	NATURAL SYSTEMS NAT LEVEL	OPT LEVEL
KISMET		SEWARD		NATL		421	0.0	
TOTAL POPULATION SERVED BY SOURCE WATER SYSTEM - - - - -						421		
LAKIN		KEARNY		NATL		2060	0.0	
TOTAL POPULATION SERVED BY SOURCE WATER SYSTEM - - - - -						2060		
LANE CO RWD 1	2010102	LANE		NATL		300	1.8	
TOTAL POPULATION SERVED BY SOURCE WATER SYSTEM - - - - -						300		
LARNED		PAWNEE		NATL		4490	0.0	
TOTAL POPULATION SERVED BY SOURCE WATER SYSTEM - - - - -						4490		
LAWRENCE	0000080	DOUGLAS	NaSiF6	ADJ	00/00	70137		1.0
DOUGLAS CO RWD 3 TRI DISTRICT	0000038	DOUGLAS		CONS		3270		
DOUGLAS CO RWD 4	0000039	DOUGLAS		CONS		1663		
DOUGLAS CO RWD 5	0001580	DOUGLAS		CONS		1580		
DOUGLAS CO RWD 6	0000041	DOUGLAS		CONS		540		
TOTAL POPULATION SERVED BY SOURCE WATER SYSTEM - - - - -						77190		
LEOTI		WICHITA		NATL		1738	0.0	
TOTAL POPULATION SERVED BY SOURCE WATER SYSTEM - - - - -						1738		
LIEBENTHAL		RUSH		NATL		112	0.0	
TOTAL POPULATION SERVED BY SOURCE WATER SYSTEM - - - - -						112		
LINCOLN		LINCOLN	NaSiF6	ADJ	06/71	1381		1.0
TOTAL POPULATION SERVED BY SOURCE WATER SYSTEM - - - - -						1381		
LYONS		RICE	NaSiF6	ADJ	05/58	3682		1.0
TOTAL POPULATION SERVED BY SOURCE WATER SYSTEM - - - - -						3682		
MAHASKA		WASHINGTON		NATL		98	0.0	
TOTAL POPULATION SERVED BY SOURCE WATER SYSTEM - - - - -						98		
MANHATTAN		RILEY	NaSiF6	ADJ		50212		1.0
TOTAL POPULATION SERVED BY SOURCE WATER SYSTEM - - - - -						50212		
MANTER		STANTON		NATL		186	0.0	
TOTAL POPULATION SERVED BY SOURCE WATER SYSTEM - - - - -						186		

POPULATION SERVED FLUORIDATED DRINKING WATER BY SOURCE SYSTEM,
CONSECUTIVE SYSTEM, AND COUNTY WITHIN STATE (AS OF 12/31/92)

KANSAS

WATER SYSTEMS AND CONSECUTIVE SYSTEMS SERVED	EPA ID NO	COUNTY	CHEM USED	STATUS	FLUOR START DATE	POP SERVED	NATURAL SYSTEMS NAT LEVEL	OPT LEVEL
MARION		MARION	NaSiF6	ADJ	12/58	1906		1.0
TOTAL POPULATION SERVED BY SOURCE WATER SYSTEM - - - - -						1906		
MC CRACKEN		RUSH		NATL		231	0.0	
TOTAL POPULATION SERVED BY SOURCE WATER SYSTEM - - - - -						231		
MC CUNE		CRAWFORD		NATL		462	0.0	
TOTAL POPULATION SERVED BY SOURCE WATER SYSTEM - - - - -						462		
MC DONALD		RAWLINS		NATL		184	0.0	
TOTAL POPULATION SERVED BY SOURCE WATER SYSTEM - - - - -						184		
MCCONNELL AFB		SEDGWICK	Acid	ADJ	/61	3100		1.0
TOTAL POPULATION SERVED BY SOURCE WATER SYSTEM - - - - -						3100		
MEADE		MEADE		NATL		1526	0.0	
TOTAL POPULATION SERVED BY SOURCE WATER SYSTEM - - - - -						1526		
MELVERN		OSAGE		NATL		423	0.0	
TOTAL POPULATION SERVED BY SOURCE WATER SYSTEM - - - - -						423		
MIAMI CO RWD 2	2012101	MIAMI	OTHER	ADJ	11/87	5000		1.0
TOTAL POPULATION SERVED BY SOURCE WATER SYSTEM - - - - -						5000		
MOSCOW		STEVENS		NATL		252	0.0	
TOTAL POPULATION SERVED BY SOURCE WATER SYSTEM - - - - -						252		
MOUNDRIDGE		MCPHERSON	Acid	ADJ	07/79	1531		1.0
TOTAL POPULATION SERVED BY SOURCE WATER SYSTEM - - - - -						1531		
MULBERRY		CRAWFORD		NATL		555	0.0	
TOTAL POPULATION SERVED BY SOURCE WATER SYSTEM - - - - -						555		
NARKA		REPUBLIC		NATL		113	0.0	
TOTAL POPULATION SERVED BY SOURCE WATER SYSTEM - - - - -						113		

POPULATION SERVED FLUORIDATED DRINKING WATER BY SOURCE SYSTEM,
CONSECUTIVE SYSTEM, AND COUNTY WITHIN STATE (AS OF 12/31/92)

KANSAS

WATER SYSTEMS AND CONSECUTIVE SYSTEMS SERVED	EPA ID NO	COUNTY	CHEM USED	STATUS	FLUOR START DATE	POP SERVED	NATURAL SYSTEMS NAT LEVEL	OPT LEVEL
NEODESHA	0000084	WILSON	NaF	ADJ	05/69	2837		1.0
MONTGOMERY RWD 12	0000058	MONTGOMERY		CONS		432		
TOTAL POPULATION SERVED BY SOURCE WATER SYSTEM - - - - -						3269		
NEOSHO RWD 12	2013321	NEOSHO	NaSiF6	ADJ		215		1.0
TOTAL POPULATION SERVED BY SOURCE WATER SYSTEM - - - - -						215		
NESS CITY		NESS			NATL	1724	0.0	
TOTAL POPULATION SERVED BY SOURCE WATER SYSTEM - - - - -						1724		
NEW HAMILTON CO RWD 1	2007503	HAMILTON			NATL	93	1.2	
TOTAL POPULATION SERVED BY SOURCE WATER SYSTEM - - - - -						93		
NICKERSON	2015505	RENO			NATL	1137	0.7	
TOTAL POPULATION SERVED BY SOURCE WATER SYSTEM - - - - -						1137		
OFFERLE	2004704	EDWARDS			NATL	228	0.8	
TOTAL POPULATION SERVED BY SOURCE WATER SYSTEM - - - - -						228		
OLATHE	2009115	JOHNSON	NaSiF6	ADJ	03/60	63352		1.0
JOHNSON CO RWD 1	0000051	JOHNSON		CONS		1321		
JOHNSON CO RWD 6C	0000052	JOHNSON		CONS		1020		
JOHNSON CO RWD 7	0000053	JOHNSON		CONS		1796		
TOTAL POPULATION SERVED BY SOURCE WATER SYSTEM - - - - -						67489		
OLDMITZ	0000060	BARTON			NATL	130	2.0	
TOTAL POPULATION SERVED BY SOURCE WATER SYSTEM - - - - -						130		
OSAGE CITY	2013907	OSAGE	Acid	ADJ	02/67	2689		1.0
TOTAL POPULATION SERVED BY SOURCE WATER SYSTEM - - - - -						2689		
OSAGE CO RWD 2		OSAGE			NATL	220	0.0	
TOTAL POPULATION SERVED BY SOURCE WATER SYSTEM - - - - -						220		
OSAGE CO RWD 4		OSAGE			NATL	600	0.0	
TOTAL POPULATION SERVED BY SOURCE WATER SYSTEM - - - - -						600		
OSAWATOMIE		MIAMI	NaSiF6	ADJ	08/54	7980		1.0
TOTAL POPULATION SERVED BY SOURCE WATER SYSTEM - - - - -						7980		

POPULATION SERVED FLUORIDATED DRINKING WATER BY SOURCE SYSTEM,
CONSECUTIVE SYSTEM, AND COUNTY WITHIN STATE (AS OF 12/31/92)

KANSAS

WATER SYSTEMS AND CONSECUTIVE SYSTEMS SERVED	EPA ID NO	COUNTY	CHEM USED	STATUS	FLUOR START DATE	POP SERVED	NATURAL SYSTEMS NAT LEVEL	OPT LEVEL
OTTAWA	0000082	FRANKLIN	NaF	ADJ	09/46	10667		1.0
FRANKLIN CO RWD 1	0000045	FRANKLIN		CONS		600		
FRANKLIN CO RWD 2	0000046	FRANKLIN		CONS		400		
FRANKLIN CO RWD 4	0000047	FRANKLIN		CONS		1260		
TOTAL POPULATION SERVED BY SOURCE WATER SYSTEM - - - - -						12927		
OVERBROOK	0000061	OSAGE	OTHER	ADJ	09/99	920		1.0
TOTAL POPULATION SERVED BY SOURCE WATER SYSTEM - - - - -						920		
PAOLA	0000085	MIAMI	NaSiF6	ADJ	03/53	4689		1.0
MIAMI CO RWD 1	0000057	MIAMI		CONS		1536		
TOTAL POPULATION SERVED BY SOURCE WATER SYSTEM - - - - -						6225		
PARADISE		RUSSELL		NATL		66	0.0	
TOTAL POPULATION SERVED BY SOURCE WATER SYSTEM - - - - -						66		
PARSONS		LABETTE	NaSiF6	ADJ	09/53	11924		1.0
TOTAL POPULATION SERVED BY SOURCE WATER SYSTEM - - - - -						11924		
PHILLIPSBURG		PHILLIPS	Acid	ADJ	04/61	2828		1.0
TOTAL POPULATION SERVED BY SOURCE WATER SYSTEM - - - - -						2828		
PITTSBURG	0000079	CRAWFORD	NaSiF6	ADJ	00/00	18452		1.0
CHICOPEE	0000033	CRAWFORD		CONS		463		
WALNUT	0000000	CRAWFORD		CONS		214		
TOTAL POPULATION SERVED BY SOURCE WATER SYSTEM - - - - -						19129		
PLAINS		MEADE		NATL		957	0.0	
TOTAL POPULATION SERVED BY SOURCE WATER SYSTEM - - - - -						957		
PRPTECTION	0000065	COMANCHE	OTHER	ADJ	00/00	625		1.0
TOTAL POPULATION SERVED BY SOURCE WATER SYSTEM - - - - -						625		
PUBLIC WHOLESALE WSD 4	0000063	LABETTE	OTHER	ADJ	00/00	5000		1.0
TOTAL POPULATION SERVED BY SOURCE WATER SYSTEM - - - - -						5000		
QUINTER		GOVE		NATL		945	0.0	
TOTAL POPULATION SERVED BY SOURCE WATER SYSTEM - - - - -						945		

POPULATION SERVED FLUORIDATED DRINKING WATER BY SOURCE SYSTEM,
CONSECUTIVE SYSTEM, AND COUNTY WITHIN STATE (AS OF 12/31/92)

KANSAS

WATER SYSTEMS AND CONSECUTIVE SYSTEMS SERVED	EPA ID NO	COUNTY	CHEM USED	STATUS	FLUOR START DATE	POP SERVED	NATURAL SYSTEMS NAT LEVEL	OPT LEVEL
REXFORD		THOMAS			NATL	171	0.0	
TOTAL POPULATION SERVED BY SOURCE WATER SYSTEM - - - - -						171		
ROSE HILL		BUTLER			NATL	2399	0.0	
TOTAL POPULATION SERVED BY SOURCE WATER SYSTEM - - - - -						2399		
SABETHA		NEMAHA	Acid	ADJ	01/68	2341		1.0
TOTAL POPULATION SERVED BY SOURCE WATER SYSTEM - - - - -						2341		
SALINA		SALINE	NaSiF6	ADJ	09/69	42843		1.0
TOTAL POPULATION SERVED BY SOURCE WATER SYSTEM - - - - -						42843		
SATANTA		HASKELL			NATL	1073	0.0	
TOTAL POPULATION SERVED BY SOURCE WATER SYSTEM - - - - -						1073		
SCAMMON		CHEROKEE			NATL	466	0.0	
TOTAL POPULATION SERVED BY SOURCE WATER SYSTEM - - - - -						466		
SCOTT CITY		SCOTT			NATL	3785	0.0	
TOTAL POPULATION SERVED BY SOURCE WATER SYSTEM - - - - -						3785		
SCRANTON	0000062	OSAGE	OTHER	ADJ	00/00	674		1.0
TOTAL POPULATION SERVED BY SOURCE WATER SYSTEM - - - - -						674		
SELDEN		SHERIDAN			NATL	248	0.0	
TOTAL POPULATION SERVED BY SOURCE WATER SYSTEM - - - - -						248		
SENECA	0000086	NEMAHA	Acid	ADJ	00/00	2427		1.0
NEMAHA RWD #2	0000059	NEMAHA		CONS		400		
TOTAL POPULATION SERVED BY SOURCE WATER SYSTEM - - - - -						2827		
SHARON SPRINGS		WALLACE			NATL	872	0.0	
TOTAL POPULATION SERVED BY SOURCE WATER SYSTEM - - - - -						872		
SPEARVILLE		FORD			NATL	716	0.0	
TOTAL POPULATION SERVED BY SOURCE WATER SYSTEM - - - - -						716		

POPULATION SERVED FLUORIDATED DRINKING WATER BY SOURCE SYSTEM,
CONSECUTIVE SYSTEM, AND COUNTY WITHIN STATE (AS OF 12/31/92)

KANSAS

WATER SYSTEMS AND CONSECUTIVE SYSTEMS SERVED	EPA ID NO	COUNTY	CHEM USED	STATUS	FLUOR START DATE	POP SERVED	NATURAL NAT LEVEL	SYSTEMS OPT LEVEL
ST FRANCIS		CHEYENNE			NATL	1495	0.0	
TOTAL POPULATION SERVED BY SOURCE WATER SYSTEM - - - - -						1495		
ST. JOE MO.	9999999		Acid	ADJ	00/00	0		1.0
ELWOOD	0000099	DONIPHAN		CONS		1079		
WATHENA	0000075	DONIPHAN		CONS		1160		
TOTAL POPULATION SERVED BY SOURCE WATER SYSTEM - - - - -						2239		
STAFFORD		STAFFORD	Acid	ADJ	09/62	1344		1.0
TOTAL POPULATION SERVED BY SOURCE WATER SYSTEM - - - - -						1344		
STERLING		RICE			NATL	2115	0.0	
TOTAL POPULATION SERVED BY SOURCE WATER SYSTEM - - - - -						2115		
SUBLETTE		HASKELL			NATL	1378	0.0	
TOTAL POPULATION SERVED BY SOURCE WATER SYSTEM - - - - -						1378		
SUMMERFIELD		MARSHALL			NATL	169	0.0	
TOTAL POPULATION SERVED BY SOURCE WATER SYSTEM - - - - -						169		
SUSANK		BARTON			NATL	61	0.0	
TOTAL POPULATION SERVED BY SOURCE WATER SYSTEM - - - - -						61		
TOPEKA	0000083	SHAWNEE	Acid	ADJ	00/00	138800		1.0
JCKSON CO RWD 1	0000054	JACKSON		CONS		1300		
SHAWNEE RWD 1 COLSOLIDATED	0000069	SHAWNEE		CONS		2597		
SHAWNEE RWD 3	0000070	SHAWNEE		CONS		3500		
SHAWNEE RWD 6	0000071	SHAWNEE		CONS		1362		
SHAWNEE RWD 7	0000072	SHAWNEE		CONS		313		
SHAWNEE RWD 8	0000073	SHAWNEE		CONS		6073		
SHAWNEE RWD 9	0000074	SHAWNEE		CONS		130		
TOTAL POPULATION SERVED BY SOURCE WATER SYSTEM - - - - -						154075		
TRIBUNE		GREELEY			NATL	918	0.0	
TOTAL POPULATION SERVED BY SOURCE WATER SYSTEM - - - - -						918		
ULYSSES		GRANT			NATL	5474	0.0	
TOTAL POPULATION SERVED BY SOURCE WATER SYSTEM - - - - -						5474		

POPULATION SERVED FLUORIDATED DRINKING WATER BY SOURCE SYSTEM,
CONSECUTIVE SYSTEM, AND COUNTY WITHIN STATE (AS OF 12/31/92)

KANSAS

WATER SYSTEMS AND CONSECUTIVE SYSTEMS SERVED	EPA ID NO	COUNTY	CHEM USED	STATUS	FLUOR START DATE	POP SERVED	NATURAL SYSTEMS NAT LEVEL	OPT LEVEL
WALLACE		WALLACE			NATL	75	0.0	
TOTAL POPULATION SERVED BY SOURCE WATER SYSTEM - - - - -						75		
WALLACE CO RWD 1		WALLACE			NATL	200	0.0	
TOTAL POPULATION SERVED BY SOURCE WATER SYSTEM - - - - -						200		
WEIR CITY		CHEROKEE			NATL	730	0.0	
TOTAL POPULATION SERVED BY SOURCE WATER SYSTEM - - - - -						730		
WELLINGTON	0000076	SUMNER	OTHER	ADJ	00/00	8411		1.0
SUMNER RWD 1	0000066	SUMNER		CONS		270		
SUMNER RWD 2	0000067	SUMNER		CONS		365		
SUMNER RWD 3	0000068	SUMNER		CONS		104		
TOTAL POPULATION SERVED BY SOURCE WATER SYSTEM - - - - -						9150		
WEST MINERAL		CHEROKEE			NATL	226	0.0	
TOTAL POPULATION SERVED BY SOURCE WATER SYSTEM - - - - -						226		
YATES CENTER		WOODSON	NaF	ADJ	02/55	1815		1.0
TOTAL POPULATION SERVED BY SOURCE WATER SYSTEM - - - - -						1815		

STATE SUMMARY DATA AS OF 12/31/92

KENTUCKY

SYSTEM SIZE CLASSIFICATION

	FLUORIDATED SYSTEMS		PUBLIC WATER SYSTEMS	
	NUMBER OF SYSTEMS	TOTAL POPULATION	NUMBER OF SYSTEMS	TOTAL POPULATION
=<1,000	166	65,832	125	20,000
1,001-5,000	225	559,224	269	589,000
5,001-10,000	81	580,489	82	587,000
10,001-50,000	61	1,163,287	60	1,150,000
50,001-100,000	3	167,156	3	167,000
>100,000	3	1,072,992	3	1,073,000
TOTAL	539	3,608,980	542	3,585,000

FLUORIDATED SYSTEM CLASSIFICATION

	NUMBER	POPULATION	PERCENTAGE (POP.)
ADJUSTED	300	2,770,405	76.5
CONSECUTIVE	236	836,676	23.2
NATURAL	3	1,899	0.1
TOTAL	539	3,608,980	

SCHOOLS, INDIAN AND MILITARY SYSTEMS

	ADJUSTED		NATURAL	
	NUMBER	POP.	NUMBER	POP.
TOTAL SCHOOLS	89	28,358	0	0
INDIAN SYSTEMS	0	0	0	0
INDIAN SCHOOLS	0	0	0	0
MILITARY SYSTEMS	2	65,800	0	0

CHEMICAL USAGE OF FLUORIDATING SYSTEMS

	NUMBER	POPULATION
SODIUM FLUORIDE	173	243,570
SODIUM SILICOFLUORIDE	115	993,673
HYDROFLUOSILICIC ACID	245	2,365,221

POPULATION SERVED FLUORIDATED DRINKING WATER BY SOURCE SYSTEM,
CONSECUTIVE SYSTEM, AND COUNTY WITHIN STATE (AS OF 12/31/92)

KENTUCKY

WATER SYSTEMS AND CONSECUTIVE SYSTEMS SERVED	EPA ID NO	COUNTY	CHEM USED	STATUS	FLUOR START DATE	POP SERVED	NATURAL SYSTEMS NAT LEVEL	OPT LEVEL
ADAIRVILLE WATER WORKS	0710001	LOGAN	NaSiF6	ADJ	10/65	1307		0.9
TOTAL POPULATION SERVED BY SOURCE WATER SYSTEM - - - - -						1307		
ALBANY WATER WORKS	0270003	CLINTON	Acid	ADJ	11/65	8250		0.9
TOTAL POPULATION SERVED BY SOURCE WATER SYSTEM - - - - -						8250		
ARLIE BOGGS ELEM SCHOOL	0672292	LETCHER	NaF	ADJ	12/73	300		4.0
TOTAL POPULATION SERVED BY SOURCE WATER SYSTEM - - - - -						300		
ARLINGTON WATER DEPT.	0200009	CARLISLE	NaF	ADJ	12/77	860		0.9
TOTAL POPULATION SERVED BY SOURCE WATER SYSTEM - - - - -						860		
ARNETTE, JOHN T ELEM SCHOOL	0772186	MAGOFFIN	NaF	ADJ	06/74	280		4.0
TOTAL POPULATION SERVED BY SOURCE WATER SYSTEM - - - - -						280		
ASHLAND WATER WORKS	0100011	BOYD	Acid	ADJ	11/52	48536		0.9
CANNONSBURG WD	0100064	BOYD		CONS		7920		
TOTAL POPULATION SERVED BY SOURCE WATER SYSTEM - - - - -						56456		
AUBURN WATER DEPT	0710012	LOGAN	Acid	ADJ	00/77	2175		0.9
TOTAL POPULATION SERVED BY SOURCE WATER SYSTEM - - - - -						2175		
AUGUSTA MUN WD	0120013	BRACKEN	NaF	ADJ	02/76	1815		0.9
TOTAL POPULATION SERVED BY SOURCE WATER SYSTEM - - - - -						1815		
BANADANA W.W.	0040015	BALLARD	NaF	ADJ	05/89	327		0.9
TOTAL POPULATION SERVED BY SOURCE WATER SYSTEM - - - - -						327		
BARBOURVILLE WAT & ELEC	0610016	KNOX	Acid	ADJ	06/69	14995		0.9
TOTAL POPULATION SERVED BY SOURCE WATER SYSTEM - - - - -						14995		
BARDSTOWN MUN WD	0900017	NELSON	Acid	ADJ	11/61	18889		0.9
BLOOMFIELD W/S DEPT	0900031	NELSON		CONS		2640		
LEBANON JUNCTION WW	0150242	BULLITT		CONS		2500		
NEW HAVEN MUN WW	0900312	NELSON		CONS		1436		
NORTH NELSON WD	0900323	NELSON		CONS		5722		
TOTAL POPULATION SERVED BY SOURCE WATER SYSTEM - - - - -						31187		

POPULATION SERVED FLUORIDATED DRINKING WATER BY SOURCE SYSTEM,
CONSECUTIVE SYSTEM, AND COUNTY WITHIN STATE (AS OF 12/31/92)

KENTUCKY

WATER SYSTEMS AND CONSECUTIVE SYSTEMS SERVED	EPA ID NO	COUNTY	CHEM USED	STATUS	FLUOR START DATE	POP SERVED	NATURAL SYSTEMS NAT LEVEL	OPT LEVEL
BARDWELL CITY UTIL	0200018	CARLISLE	NaF	ADJ	04/57	1720		0.9
TOTAL POPULATION SERVED BY SOURCE WATER SYSTEM - - - - -						1720		
BARKLEY LAKE WD	1110019	TRIGG	NaSiF6	ADJ	10/71	9847		0.9
TOTAL POPULATION SERVED BY SOURCE WATER SYSTEM - - - - -						9847		
BARLOW W & S	0040020	BALLARD	NaF	ADJ	11/89	1188		0.9
TOTAL POPULATION SERVED BY SOURCE WATER SYSTEM - - - - -						1188		
BEATTYVILLE WATER WORKS	0650024	LEE	NaSiF6	ADJ	05/58	4006		0.9
SOUTHSIDE WA	0650412	LEE		CONS		1403		
TOTAL POPULATION SERVED BY SOURCE WATER SYSTEM - - - - -						5409		
BEAVER CREEK ELEM SCHOOL	0602174	KNOTT	NaF	ADJ	01/74	475		4.0
TOTAL POPULATION SERVED BY SOURCE WATER SYSTEM - - - - -						475		
BECKHAM BATES ELEM.	0672290	LETCHER	NaF	ADJ	00/00	310		4.0
TOTAL POPULATION SERVED BY SOURCE WATER SYSTEM - - - - -						310		
BECKHAM COMBS ELEM SCHOOL	0602286	KNOTT	NaF	ADJ	01/73	250		4.0
TOTAL POPULATION SERVED BY SOURCE WATER SYSTEM - - - - -						250		
BEECH FORK ELEM	0662707	LESLIE	NaF	ADJ	00/00	200		4.0
TOTAL POPULATION SERVED BY SOURCE WATER SYSTEM - - - - -						200		
BENHAM WATER PLANT	0480028	HARLAN	NaF	ADJ	11/69	1320		0.9
TOTAL POPULATION SERVED BY SOURCE WATER SYSTEM - - - - -						1320		
BENTON WATER-SEWER SYSTEM	0790029	MARSHALL	Acid	ADJ	11/57	6699		0.9
HARDIN WATER SYSTEM	0790173	MARSHALL		CONS		1452		
WEST MARSHALL WD	0790453	MARSHALL		CONS		620		
TOTAL POPULATION SERVED BY SOURCE WATER SYSTEM - - - - -						8771		
BEREA COLLEGE WATER DEPT	0760030	MADISON	NaSiF6	ADJ	03/62	10220		0.9
SOUTHERN MADISON WD	0760407	MADISON		CONS		7445		
TOTAL POPULATION SERVED BY SOURCE WATER SYSTEM - - - - -						17665		
BIG CREEK ELEM	0662708	LESLIE	NaF	ADJ	00/00	212		4.0
TOTAL POPULATION SERVED BY SOURCE WATER SYSTEM - - - - -						212		

POPULATION SERVED FLUORIDATED DRINKING WATER BY SOURCE SYSTEM,
CONSECUTIVE SYSTEM, AND COUNTY WITHIN STATE (AS OF 12/31/92)

KENTUCKY

WATER SYSTEMS AND CONSECUTIVE SYSTEMS SERVED	EPA ID NO	COUNTY	CHEM USED	STATUS	FLUOR START DATE	POP SERVED	NATURAL SYSTEMS NAT LEVEL	OPT LEVEL
BIG CREEK ELEM SCH	0972308	PERRY	NaF	ADJ	06/75	190		4.0
TOTAL POPULATION SERVED BY SOURCE WATER SYSTEM - - - - -						190		
BIG CREEK ELEM SCHOOL	0262164	CLAY	NaF	ADJ	06/75	500		4.0
TOTAL POPULATION SERVED BY SOURCE WATER SYSTEM - - - - -						500		
BIG SINKING ELEM SCHOOL	1162702	WAYNE	NaF	ADJ	09/75	130		4.0
TOTAL POPULATION SERVED BY SOURCE WATER SYSTEM - - - - -						130		
BLACK MOUNTAIN UTIL.	0480498	HARLAN	NaF	ADJ	00/88	386		0.9
HOLIDAY MOBILE HOME PARK	0480897	HARLEN		CONS		112		
TOTAL POPULATION SERVED BY SOURCE WATER SYSTEM - - - - -						498		
BLACK MT. ELEM SCHOOL	0482275	HARLAN	NaF	ADJ	06/73	225		4.0
TOTAL POPULATION SERVED BY SOURCE WATER SYSTEM - - - - -						225		
BLAINE ELEM SCHOOL	0642072	LAWRENCE	NaF	ADJ	08/77	427		4.0
TOTAL POPULATION SERVED BY SOURCE WATER SYSTEM - - - - -						427		
BOONEVILLE WATER DEPT	0950036	OWSLEY	NaF	ADJ	12/68	3350		0.9
TOTAL POPULATION SERVED BY SOURCE WATER SYSTEM - - - - -						3350		
BOWLING GREEN MUN UTIL	1140038	WARREN	NaSiF6	ADJ	05/68	41580		0.9
TOTAL POPULATION SERVED BY SOURCE WATER SYSTEM - - - - -						41580		
BRACKEN CO WD 1	0120039	BRACKEN	Acid	ADJ	04/67	2634		0.9
BROOKSVILLE UTILITY	0120044	BRACKEN		CONS		1085		
WESTERN BRACKEN WD	0120458	BRACKEN		CONS		1347		
TOTAL POPULATION SERVED BY SOURCE WATER SYSTEM - - - - -						5066		
BRANDENBURG WATER WORKS	0820041	MEADE	Acid	ADJ	05/73	3023		0.9
MEADE CO WD	0820369	MEADE		CONS		1768		
TOTAL POPULATION SERVED BY SOURCE WATER SYSTEM - - - - -						4791		
BRUSHY ELEM SCHOOL	0982697	PIKE	NaF	ADJ	05/76	176		4.0
TOTAL POPULATION SERVED BY SOURCE WATER SYSTEM - - - - -						176		

POPULATION SERVED FLUORIDATED DRINKING WATER BY SOURCE SYSTEM,
CONSECUTIVE SYSTEM, AND COUNTY WITHIN STATE (AS OF 12/31/92)

KENTUCKY

WATER SYSTEMS AND CONSECUTIVE SYSTEMS SERVED	EPA ID NO	COUNTY	CHEM USED	STATUS	FLUOR START DATE	POP SERVED	NATURAL SYSTEMS NAT LEVEL	OPT LEVEL
BUCKHORN ELEM SCHOOL	0972309	PERRY	NaF	ADJ	12/73	400		4.0
TOTAL POPULATION SERVED BY SOURCE WATER SYSTEM - - - - -						400		
BULLOCK PEN WD	0410047	GRANT	Acid	ADJ		9900		0.9
TOTAL POPULATION SERVED BY SOURCE WATER SYSTEM - - - - -						9900		
BURKESVILLE WATER WORKS	0290049	CUMBERLAND	Acid	ADJ	10/53	2986		0.9
SOUTH CUMBERLAND WD	0290704	CUMBERLAND		CONS		2515		
TOTAL POPULATION SERVED BY SOURCE WATER SYSTEM - - - - -						5501		
BURNSIDE WATER CO	1000050	PULASKI	NaF	ADJ	02/75	1155		0.9
TATEVILLE WA	1000713	PULASKI		CONS		1013		
TOTAL POPULATION SERVED BY SOURCE WATER SYSTEM - - - - -						2168		
CADIZ MUN WC	1110054	TRIGG	NaSiF6	ADJ	11/65	4834		0.9
TOTAL POPULATION SERVED BY SOURCE WATER SYSTEM - - - - -						4834		
CALHOUN WATER WORKS	0750055	MCLEAN	Acid	ADJ	11/53	1970		0.9
TOTAL POPULATION SERVED BY SOURCE WATER SYSTEM - - - - -						1970		
CALVERT CITY MUN WD	0790056	MARSHALL	Acid	ADJ	12/60	3894		0.9
TOTAL POPULATION SERVED BY SOURCE WATER SYSTEM - - - - -						3894		
CAMPBELLS BR. ELEM SCHOOL	0672688	LETCHER	NaF	ADJ	12/73	200		4.0
TOTAL POPULATION SERVED BY SOURCE WATER SYSTEM - - - - -						200		
CAMPBELLSVILLE MUN WS	1090060	TAYLOR	NaSiF6	ADJ	03/64	20807		0.9
TOTAL POPULATION SERVED BY SOURCE WATER SYSTEM - - - - -						20807		
CAMPTON WATER PLANT	1190061	WOLFE	NaF	ADJ	10/70	2964		0.9
TOTAL POPULATION SERVED BY SOURCE WATER SYSTEM - - - - -						2964		
CANEY CREEK ELEM	0603122	KNOTT	NaF	ADJ	00/00	200		4.0
TOTAL POPULATION SERVED BY SOURCE WATER SYSTEM - - - - -						200		
CANEY CREEK WD	0600062	KNOTT	NaF	ADJ	00/77	343		0.9
TOTAL POPULATION SERVED BY SOURCE WATER SYSTEM - - - - -						343		

POPULATION SERVED FLUORIDATED DRINKING WATER BY SOURCE SYSTEM,
CONSECUTIVE SYSTEM, AND COUNTY WITHIN STATE (AS OF 12/31/92)

KENTUCKY

WATER SYSTEMS AND CONSECUTIVE SYSTEMS SERVED	EPA ID NO	COUNTY	CHEM USED	STATUS	FLUOR START DATE	POP SERVED	NATURAL SYSTEMS NAT LEVEL	OPT LEVEL
CANEYVILLE MUN WW	0430063	GRAYSON	NaF	ADJ	06/75	1700		0.9
TOTAL POPULATION SERVED BY SOURCE WATER SYSTEM - - - - -						1700		
CARLISLE	0202008	CARLISLE	NaF	ADJ	08/79	894		4.0
TOTAL POPULATION SERVED BY SOURCE WATER SYSTEM - - - - -						894		
CARLISLE WATER DEPT	0910065	NICHOLAS	Acid	ADJ	10/67	3521		0.9
NICHOLAS CO WD	0910314	NICHOLAS		CONS		1733		
TOTAL POPULATION SERVED BY SOURCE WATER SYSTEM - - - - -						5254		
CARR CREEK ELEM SCHOOL	0602284	KNOTT	NaF	ADJ	12/73	720		4.0
TOTAL POPULATION SERVED BY SOURCE WATER SYSTEM - - - - -						720		
CARROLL CO WD 1	0210066	CARROLL	Acid	ADJ	12/75	4554		0.9
TOM PARKER/OSCAR COOK	0942395	OWEN		CONS		59		
TOTAL POPULATION SERVED BY SOURCE WATER SYSTEM - - - - -						4613		
CARROLLTON UTILITIES	0210067	CARROLL	Acid	ADJ	09/62	6125		0.9
WEST CARROLL WD/CARROLLTON	0210008	CARROLL		CONS		1171		
TOTAL POPULATION SERVED BY SOURCE WATER SYSTEM - - - - -						7296		
CARTER ELEM SCHOOL	0222066	CARTER	NaF	ADJ	03/77	272		4.0
TOTAL POPULATION SERVED BY SOURCE WATER SYSTEM - - - - -						272		
CAWOOD WD	0480565	HARLAN	NaF	ADJ	00/00	943		0.9
TOTAL POPULATION SERVED BY SOURCE WATER SYSTEM - - - - -						943		
CENTRAL CITY W & S SYSTEM	0890071	MUHLENBERG	Acid	ADJ	03/52	6360		0.9
MUHLENBERG CO WD	0890302	MUHLENBERG		CONS		14760		
DRAKESBORO WD	0890106	MUHLENBERG		CONS		1086		
MUHLENBERG CO WD #3	0890304	MUHLENBERG		CONS		5425		
SACRAMENTO WW	0750907	MCCREARY		CONS		2145		
TOTAL POPULATION SERVED BY SOURCE WATER SYSTEM - - - - -						29776		
CLAY CITY WATER PLANT	0990074	POWELL	NaF	ADJ	00/75	1964		0.9
POWELL VALLEY WD	0990357	POWELL		CONS		3445		
TOTAL POPULATION SERVED BY SOURCE WATER SYSTEM - - - - -						5409		
CLOVERPORT W & S SYSTEM	0140079	BRECKINRIDGE	Acid	ADJ	12/75	1930		0.9
TOTAL POPULATION SERVED BY SOURCE WATER SYSTEM - - - - -						1930		

POPULATION SERVED FLUORIDATED DRINKING WATER BY SOURCE SYSTEM,
CONSECUTIVE SYSTEM, AND COUNTY WITHIN STATE (AS OF 12/31/92)

KENTUCKY

WATER SYSTEMS AND CONSECUTIVE SYSTEMS SERVED	EPA ID NO	COUNTY	CHEM USED	STATUS	FLUOR START DATE	POP SERVED	NATURAL SYSTEMS NAT LEVEL	OPT LEVEL
COLUMBIA UTIL COMM ADAIR CO WD	0010082 0010702	ADAIR ADAIR	NaSiF6	ADJ CONS	11/66	4897 235		0.9
TOTAL POPULATION SERVED BY SOURCE WATER SYSTEM - - - - -						5132		
CONSUMERS WD A&B	0420084	GRAVES	NaF	ADJ	01/76	3960		0.9
TOTAL POPULATION SERVED BY SOURCE WATER SYSTEM - - - - -						3960		
CORBIN UTIL COMM WHITLEY CO WD/CORBIN	1180085 1180468	WHITLEY WHITLEY	NaSiF6	ADJ CONS	12/67	16516 1240		0.9
TOTAL POPULATION SERVED BY SOURCE WATER SYSTEM - - - - -						17756		
CORDIA ELEMENTARY/HIGH SCHOOL	0602626	KNOTT	NaF	ADJ		280		4.0
TOTAL POPULATION SERVED BY SOURCE WATER SYSTEM - - - - -						280		
COWAN ELEM SCHOOL	0672291	LETCHER	NaF	ADJ	12/73	460		4.0
TOTAL POPULATION SERVED BY SOURCE WATER SYSTEM - - - - -						460		
CRANKS ELEM SCHOOL	0482754	HARLAN	NaF	ADJ	06/80	70		4.0
TOTAL POPULATION SERVED BY SOURCE WATER SYSTEM - - - - -						70		
CRITTENDEN-LIVINGSTON W.D. SALEM MUN WS	0700532 0700380	LIVINGSTON LIVINGSTON	Acid	ADJ CONS	00/86	3386 1379		0.9
TOTAL POPULATION SERVED BY SOURCE WATER SYSTEM - - - - -						4765		
CROCKETT ELEM SCHOOL	0882356	MORGAN	NaF	ADJ	09/77	292		4.0
TOTAL POPULATION SERVED BY SOURCE WATER SYSTEM - - - - -						292		
CROFTON	0240090	CHRISTIAN	NaF	ADJ	06/75	1749		0.9
TOTAL POPULATION SERVED BY SOURCE WATER SYSTEM - - - - -						1749		
CUBA ELEM SCHOOL	0422022	GRAVES	NaF	ADJ	12/75	350		4.0
TOTAL POPULATION SERVED BY SOURCE WATER SYSTEM - - - - -						350		
CUBBAGE ELEM SCHOOL	0072860	BELL	NaF	ADJ	08/79	182		4.0
TOTAL POPULATION SERVED BY SOURCE WATER SYSTEM - - - - -						182		

POPULATION SERVED FLUORIDATED DRINKING WATER BY SOURCE SYSTEM,
CONSECUTIVE SYSTEM, AND COUNTY WITHIN STATE (AS OF 12/31/92)

KENTUCKY

WATER SYSTEMS AND CONSECUTIVE SYSTEMS SERVED	EPA ID NO	COUNTY	CHEM USED	STATUS	FLUOR START DATE	POP SERVED	NATURAL SYSTEMS NAT LEVEL	OPT LEVEL
CUMBERLAND MUN WW	0480092	HARLAN	Acid	ADJ	12/54	4039		0.9
TOTAL POPULATION SERVED BY SOURCE WATER SYSTEM - - - - -						4039		
CYNTHIANA MUN WW	0490096	HARRISON	Acid	ADJ	03/52	8580		0.9
HARRISON CO WA	0490179	HARRISON		CONS		7590		
TOTAL POPULATION SERVED BY SOURCE WATER SYSTEM - - - - -						16170		
DANVILLE CITY WATER WORKS	0110097	BOYLE	Acid	ADJ	07/54	14602		0.9
BRIGHT & KUBALE WATER CO.	0110511	BOYLE		CONS		726		
HEDGEVILLE WD	0110942	BOYLE		CONS		1518		
JUNCTION CITY WS	0110218	BOYLE		CONS		3696		
HUSTONVILLE WW	0690203	LINCOLN		CONS		2805		
LAKE VILLAGE W.A.	0110231	BOYLE		CONS		4062		
LAKE VILLAGE WATER ASSOC	0840587	MERCER		CONS		4699		
PARKSVILLE WD	0110345	BOYLE		CONS		3234		
PERRYVILLE WATER	0110349	BOYLE		CONS		2065		
TOTAL POPULATION SERVED BY SOURCE WATER SYSTEM - - - - -						37407		
DAWSON SPRINGS W & S	0540958	HOPKINS	NaF	ADJ	/65	3257		0.9
SOUTH HOPKINS WD	0540406	HOPKINS		CONS		7385		
MORTON'S GAP WD	0540269	HOPKINS		CONS		1683		
TOTAL POPULATION SERVED BY SOURCE WATER SYSTEM - - - - -						12325		
DOE VALLEY UTIL INC	0820641	MEADE	NaF	ADJ	00/78	1059		0.9
TOTAL POPULATION SERVED BY SOURCE WATER SYSTEM - - - - -						1059		
DOUGLAS ELEM SCHOOL	0232257	CASEY	NaF	ADJ	09/77	250		4.0
TOTAL POPULATION SERVED BY SOURCE WATER SYSTEM - - - - -						250		
EARLINGTON W & S SYSTEM	0540108	HOPKINS	Acid	ADJ	06/75	2376		0.9
TOTAL POPULATION SERVED BY SOURCE WATER SYSTEM - - - - -						2376		
EAST KNOX WD	0610110	KNOX	Acid	ADJ	/70	3303		0.9
DEWITT WD	0610791	KNOX		CONS		581		
TOTAL POPULATION SERVED BY SOURCE WATER SYSTEM - - - - -						3884		
EDDYVILLE WATER DEPT	0720113	LYON	NaF	ADJ	09/75	2583		0.9
FREDONIA WD	0170146	CALDWELL		CONS		1073		
TOTAL POPULATION SERVED BY SOURCE WATER SYSTEM - - - - -						3656		

POPULATION SERVED FLUORIDATED DRINKING WATER BY SOURCE SYSTEM,
CONSECUTIVE SYSTEM, AND COUNTY WITHIN STATE (AS OF 12/31/92)

KENTUCKY

WATER SYSTEMS AND CONSECUTIVE SYSTEMS SERVED	EPA ID NO	COUNTY	CHEM USED	STATUS	FLUOR START DATE	POP SERVED	NATURAL SYSTEMS NAT LEVEL	OPT LEVEL
EDMONDSON CO WD	0310114	EDMONSON	Acid	ADJ	11/75	10890		0.9
BROWNSVILLE MUN WS	0310706	EDMONSON		CONS		1360		
TOTAL POPULATION SERVED BY SOURCE WATER SYSTEM - - - - -						12250		
EKRON WS	0820643	MEADE		NATL		244	0.0	
TOTAL POPULATION SERVED BY SOURCE WATER SYSTEM - - - - -						244		
ELIZABETHTOWN WD A&B	0470118	HARDIN	Acid	ADJ	07/51	20257		0.9
TOTAL POPULATION SERVED BY SOURCE WATER SYSTEM - - - - -						20257		
ELKHORN CITY WD	0980120	PIKE	NaF	ADJ	00/78	1600		0.9
TOTAL POPULATION SERVED BY SOURCE WATER SYSTEM - - - - -						1600		
EMMALENA ELEM SCHOOL	0602280	KNOTT	NaF	ADJ	12/73	362		4.0
TOTAL POPULATION SERVED BY SOURCE WATER SYSTEM - - - - -						362		
EVARTS MUN WATER PLANT	0480125	HARLAN	NaF	ADJ	11/69	1832		0.9
TOTAL POPULATION SERVED BY SOURCE WATER SYSTEM - - - - -						1832		
EZEL ELEM SCHOOL	0882240	MORGAN	NaF	ADJ	12/76	370		4.0
TOTAL POPULATION SERVED BY SOURCE WATER SYSTEM - - - - -						370		
FALMOUTH WATER DEPT	0960126	PENDLETON	Acid	ADJ	07/74	4043		0.9
EAST PENDLETON WD	0960112	PENDLETON		CONS		2178		
OAK HAVEN WD	0960653	PENDLETON		CONS		132		
PENDLETON CO WD SOUTH	0960499	PENDLETON		CONS		1250		
TOTAL POPULATION SERVED BY SOURCE WATER SYSTEM - - - - -						7603		
FANCY FARM WD	0420027	GRAVES	NaF	ADJ	00/76	1283		0.9
MILBURN WD	0200284	CARLISLE		CONS		525		
TOTAL POPULATION SERVED BY SOURCE WATER SYSTEM - - - - -						1808		
FLAHERTY WATER INC	0820131	MEADE		NATL		757	0.0	
TOTAL POPULATION SERVED BY SOURCE WATER SYSTEM - - - - -						757		
FLEMING NEON W.W.	0670279	LETCHER	NaF	ADJ	00/00	2640		0.9
TOTAL POPULATION SERVED BY SOURCE WATER SYSTEM - - - - -						2640		

POPULATION SERVED FLUORIDATED DRINKING WATER BY SOURCE SYSTEM,
CONSECUTIVE SYSTEM, AND COUNTY WITHIN STATE (AS OF 12/31/92)

KENTUCKY

WATER SYSTEMS AND CONSECUTIVE SYSTEMS SERVED	EPA ID NO	COUNTY	CHEM USED	STATUS	FLUOR START DATE	POP SERVED	NATURAL SYSTEMS NAT LEVEL	OPT LEVEL
FLEMINGSBURG UTIL	0350134	FLEMING	Acid	ADJ	/70	5092		0.9
FLEMING CO WA	0350133	FLEMING		CONS		5963		
TOTAL POPULATION SERVED BY SOURCE WATER SYSTEM - - - - -						11055		
FORDSVILLE WD	0920136	OHIO	Acid	ADJ	00/75	1380		0.9
TOTAL POPULATION SERVED BY SOURCE WATER SYSTEM - - - - -						1380		
FRAKES ELEMENTARY	0072158	BELL	NaF	ADJ	07/82	271		4.0
TOTAL POPULATION SERVED BY SOURCE WATER SYSTEM - - - - -						271		
FRANKFORT ELEC & WAT PLANT	0370143	FRANKLIN	Acid	ADJ	09/57	41372		0.9
ELKHORN WD	0370137	FRANKLIN		CONS		1155		
FARMDALE WD	0370128	FRANKLIN		CONS		6435		
PEAKS MILL WD	0370346	FLOYD		CONS		2343		
US 60 WD	1060436	SHELBY		CONS		2475		
TOTAL POPULATION SERVED BY SOURCE WATER SYSTEM - - - - -						53780		
FRANKLIN WATER WORKS	1070144	SIMPSON	NaSiF6	ADJ	01/64	12032		0.9
SIMPSON CO WD	1070398	SIMPSON		CONS		6881		
TOTAL POPULATION SERVED BY SOURCE WATER SYSTEM - - - - -						18913		
FT KNOX CENTRAL A&B	0470990	HARDIN	NaSiF6	ADJ	00/00	42400		1.0
TOTAL POPULATION SERVED BY SOURCE WATER SYSTEM - - - - -						42400		
FULTON MUN WS	0380149	FULTON	Acid	ADJ	09/73	6138		0.9
TOTAL POPULATION SERVED BY SOURCE WATER SYSTEM - - - - -						6138		
GARRETT ELEM SCHOOL	0232121	CASEY	NaF	ADJ	09/77	250		4.0
TOTAL POPULATION SERVED BY SOURCE WATER SYSTEM - - - - -						250		
GARRISON-QUINCY HTS WC	0680153	LEWIS	NaF	ADJ	00/76	1666		0.9
TOTAL POPULATION SERVED BY SOURCE WATER SYSTEM - - - - -						1666		
GEORGETOWN MUN WS	1050157	SCOTT	Acid	ADJ		17074		0.9
TOTAL POPULATION SERVED BY SOURCE WATER SYSTEM - - - - -						17074		
GLASGOW WC 1	0050160	BARREN	NaSiF6	ADJ	12/52	17820		0.9
EDMONTON WATER WORKS	0850115	METCALFE		CONS		4095		
FOUNTAIN RUN WD #1	0860141	MONROE		CONS		1405		

POPULATION SERVED FLUORIDATED DRINKING WATER BY SOURCE SYSTEM,
CONSECUTIVE SYSTEM, AND COUNTY WITHIN STATE (AS OF 12/31/92)

KENTUCKY

WATER SYSTEMS AND CONSECUTIVE SYSTEMS SERVED	EPA ID NO	COUNTY	CHEM USED	STATUS	FLUOR START DATE	POP SERVED	NATURAL SYSTEMS NAT LEVEL	OPT LEVEL
PARK CITY WW	0050344	BARREN		CONS		871		
PARK PLACE RESORT INC.	0052054	BARREN		CONS		171		
WARREN CO WD	1140487	WARREN		CONS		45454		
TOTAL POPULATION SERVED BY SOURCE WATER SYSTEM - - - - -						69816		
GLASGOW WC 2	0050929	BARREN	NaSiF6	ADJ	12/52	17820		0.9
ALLEN CO WD	0020956	ALLEN		CONS		5022		
TOTAL POPULATION SERVED BY SOURCE WATER SYSTEM - - - - -						22842		
GOSHEN UTILITIES INC	0930235	OLDHAM	Acid	ADJ	00/78	4108		0.9
TOTAL POPULATION SERVED BY SOURCE WATER SYSTEM - - - - -						4108		
GRAND RIVERS WS	0700162	LIVINGSTON	Acid	ADJ	02/76	1485		0.9
TOTAL POPULATION SERVED BY SOURCE WATER SYSTEM - - - - -						1485		
GRAYSON UTIL COMM	0220164	CARTER	Acid	ADJ	08/64	9864		0.9
RATTLESNAKE RIDGE WD	0220555	CARTER		CONS		2960		
TOTAL POPULATION SERVED BY SOURCE WATER SYSTEM - - - - -						12824		
GREEN HILL W.W.	0480341	HARLAN	NaF	ADJ	00/82	710		0.9
TOTAL POPULATION SERVED BY SOURCE WATER SYSTEM - - - - -						710		
GREEN RIVER VALLEY WD	0500166	HART	Acid	ADJ	06/73	19457		0.9
BONNIEVILLE WATER DIST	0500032	HART		CONS		752		
LARUE CO WD #1	0620237	LARUE		CONS		2627		
MAMMOTH CAVE/CENTRAL SYSTEM	0310940	EDMONSON		CONS		5000		
MUNFORDVILLE WW	0500305	HART		CONS		2244		
TOTAL POPULATION SERVED BY SOURCE WATER SYSTEM - - - - -						30080		
GREENSBURG WATER WORKS	0440168	GREEN	Acid	ADJ	04/51	3500		0.9
GREEN TAYLOR WD	0440167	GREEN		CONS		8751		
TOTAL POPULATION SERVED BY SOURCE WATER SYSTEM - - - - -						12251		
GREENUP W&S COMM	0450169	GREENUP	Acid	ADJ	00/76	5940		0.9
LYNN ELEM SCHOOL	0452382	GREENUP		CONS		250		
WARNOCK ELEM SCHOOL	0452071	GREENUP		CONS		230		
TOTAL POPULATION SERVED BY SOURCE WATER SYSTEM - - - - -						6420		
GREENVILLE UTIL COMM	0890170	MUHLENBERG	Acid	ADJ	11/61	6683		0.9
TOTAL POPULATION SERVED BY SOURCE WATER SYSTEM - - - - -						6683		

POPULATION SERVED FLUORIDATED DRINKING WATER BY SOURCE SYSTEM,
CONSECUTIVE SYSTEM, AND COUNTY WITHIN STATE (AS OF 12/31/92)

KENTUCKY

WATER SYSTEMS AND CONSECUTIVE SYSTEMS SERVED	EPA ID NO	COUNTY	CHEM USED	STATUS	FLUOR START DATE	POP SERVED	NATURAL SYSTEMS NAT LEVEL	OPT LEVEL
GUTHRIE WATER WORKS	1100171	TODD	Acid	ADJ		2105		0.9
TOTAL POPULATION SERVED BY SOURCE WATER SYSTEM - - - - -						2105		
HACKER ELEM SCHOOL	0262163	CLAY	NaF	ADJ	06/75	410		4.0
TOTAL POPULATION SERVED BY SOURCE WATER SYSTEM - - - - -						410		
HARDEMAN WATER DIST	0420172	GRAVES	NaF	ADJ	01/76	1162		0.9
TOTAL POPULATION SERVED BY SOURCE WATER SYSTEM - - - - -						1162		
HARDIN CO WD 1	0470393	HARDIN	NaSiF6	ADJ	00/00	27762		0.9
HARDIN CO WD #2	0470175	HARDIN		CONS		26070		
VINE GROVE WD	0470440	HARDIN		CONS		4356		
TOTAL POPULATION SERVED BY SOURCE WATER SYSTEM - - - - -						58188		
HARDINSBURG/ROUGH RIVER W.P.	0140966	BRECKINRIDGE	Acid	ADJ	10/64	7927		0.9
CUSTER SCHOOL	0142084	BRECKINRIDGE		CONS		220		
IRVINGTON WS	0140206	BRECKINRIDGE		CONS		1603		
MCQUADY ELEM SCHOOL	0142270	BRECKINRIDGE		CONS		220		
TOTAL POPULATION SERVED BY SOURCE WATER SYSTEM - - - - -						9970		
HARLAN MUN WW	0480178	HARLAN	NaSiF6	ADJ	02/72	7464		0.9
BLACK MOUNTAIN U.D./COXTON	0480265	HARLEN		CONS		564		
BLACK MOUNTAIN UD/DAYLOFT	0480277	HARLEN		CONS		547		
TOTAL POPULATION SERVED BY SOURCE WATER SYSTEM - - - - -						8575		
HARRODSBURG MUN WD	0840180	MERCER	Acid	ADJ	05/58	10890		0.9
BURGIN WD	0840048	MERCER		CONS		1478		
NORTH MERCER WD	0840321	MERCER		CONS		5445		
TOTAL POPULATION SERVED BY SOURCE WATER SYSTEM - - - - -						17813		
HARTFORD MUN WW	0920181	OHIO	Acid	ADJ	02/76	3105		0.9
CENTERTOWN WS	0920070	OHIO		CONS		1800		
TOTAL POPULATION SERVED BY SOURCE WATER SYSTEM - - - - -						4905		
HAWESVILLE WATER WORKS	0460182	HANCOCK	NaF	ADJ	/74	2676		0.9
TOTAL POPULATION SERVED BY SOURCE WATER SYSTEM - - - - -						2676		
HAYES LEWIS ELEM SCHOOL	0662180	LESLIE	NaF	ADJ	06/73	400		4.0
TOTAL POPULATION SERVED BY SOURCE WATER SYSTEM - - - - -						400		

POPULATION SERVED FLUORIDATED DRINKING WATER BY SOURCE SYSTEM,
CONSECUTIVE SYSTEM, AND COUNTY WITHIN STATE (AS OF 12/31/92)

KENTUCKY

WATER SYSTEMS AND CONSECUTIVE SYSTEMS SERVED	EPA ID NO	COUNTY	CHEM USED	STATUS	FLUOR START DATE	POP SERVED	NATURAL SYSTEMS NAT LEVEL	OPT LEVEL
HAZARD WATER DEPT	0970184	PERRY	NaSiF6	ADJ	03/57	13530		0.9
VICCO WS	0970484	PERRY		CONS		2557		
TOTAL POPULATION SERVED BY SOURCE WATER SYSTEM - - - - -						16087		
HEMPHILL ELEM SCHOOL	0672689	LETCHER	NaF	ADJ	12/73	230		4.0
TOTAL POPULATION SERVED BY SOURCE WATER SYSTEM - - - - -						230		
HENDERSON MUN W&S DEPT	0510188	HENDERSON	NaSiF6	ADJ	03/62	29568		0.9
HENDERSON CO WD	0510189	HENDERSON		CONS		14853		
JOHN JAMES AUDUBON STATE PARK	0513097	HENDERSON		CONS		270		
TOTAL POPULATION SERVED BY SOURCE WATER SYSTEM - - - - -						44691		
HENRY COUNTY WD 2	0520192	HENRY	Acid	ADJ	10/71	13530		0.9
CAMPBELLSBURG WW	0520519	HENRY		CONS		1056		
EMINENCE WW	0520122	HENRY		CONS		2947		
NEW CASTLE WW	0520520	HENRY		CONS		1386		
WEST CARROL/HENRY CO #2	0210419	CARROLL		CONS		234		
TOTAL POPULATION SERVED BY SOURCE WATER SYSTEM - - - - -						19153		
HICKMAN WATER DEPT	0380193	FULTON	NaSiF6	ADJ	06/62	4834		0.9
TOTAL POPULATION SERVED BY SOURCE WATER SYSTEM - - - - -						4834		
HICKORY WD	0420194	GRAVES	NaF	ADJ	01/76	3630		0.9
TOTAL POPULATION SERVED BY SOURCE WATER SYSTEM - - - - -						3630		
HINDMAN ELEMENTARY	0602281	KNOTT	NaF	ADJ	00/73	650		4.0
TOTAL POPULATION SERVED BY SOURCE WATER SYSTEM - - - - -						650		
HINDMAN WATER DEPT	0600198	KNOTT	Acid	ADJ	/70	587		0.9
TOTAL POPULATION SERVED BY SOURCE WATER SYSTEM - - - - -						587		
HODGENVILLE WD	0620200	LARUE	Acid	ADJ	12/62	4372		0.9
TOTAL POPULATION SERVED BY SOURCE WATER SYSTEM - - - - -						4372		
HOLMES MILL ELEM SCHOOL	0482683	HARLAN	NaF	ADJ	06/73	137		4.0
TOTAL POPULATION SERVED BY SOURCE WATER SYSTEM - - - - -						137		

POPULATION SERVED FLUORIDATED DRINKING WATER BY SOURCE SYSTEM,
CONSECUTIVE SYSTEM, AND COUNTY WITHIN STATE (AS OF 12/31/92)

KENTUCKY

WATER SYSTEMS AND CONSECUTIVE SYSTEMS SERVED	EPA ID NO	COUNTY	CHEM USED	STATUS	FLUOR START DATE	POP SERVED	NATURAL SYSTEMS NAT LEVEL	OPT LEVEL
HOPKINSVILLE S&W COMM	0240201	CHRISTIAN	NaSiF6	ADJ	08/51	35598		0.9
CHRISTIAN CO WD	0240521	CRHISTIAN		CONS		7425		
TOTAL POPULATION SERVED BY SOURCE WATER SYSTEM - - - - -						43023		
HYDEN LESLIE CO WD	0660204	LESLIE	Acid	ADJ	/70	4115		0.9
TOTAL POPULATION SERVED BY SOURCE WATER SYSTEM - - - - -						4115		
IRVINE MUN UTIL	0330205	ESTILL	NaSiF6	ADJ	11/65	6742		0.9
ESTILL CO WD	0330123	ESTILL		CONS		6603		
TOTAL POPULATION SERVED BY SOURCE WATER SYSTEM - - - - -						13345		
ISLAND WATER DEPT	0750207	MCLEAN	NaF	ADJ	06/75	1485		0.9
TOTAL POPULATION SERVED BY SOURCE WATER SYSTEM - - - - -						1485		
ISONVILLE ELEM SCHOOL	0322676	ELLIOTT	NaF	ADJ	03/76	232		4.0
TOTAL POPULATION SERVED BY SOURCE WATER SYSTEM - - - - -						232		
JACKSON CO WD ASSN	0550209	JACKSON	Acid	ADJ	01/74	8224		0.9
TOTAL POPULATION SERVED BY SOURCE WATER SYSTEM - - - - -						8224		
JACKSON MUN WW	0130208	BREATHITT	Acid	ADJ	05/63	6105		0.9
TOTAL POPULATION SERVED BY SOURCE WATER SYSTEM - - - - -						6105		
JACKSON ROWE ELEM SCHOOL	0982322	PIKE	NaF	ADJ	06/73	412		4.0
TOTAL POPULATION SERVED BY SOURCE WATER SYSTEM - - - - -						412		
JAMESTOWN MUN WW	1040210	RUSSELL	NaF	ADJ	07/69	4455		0.9
TOTAL POPULATION SERVED BY SOURCE WATER SYSTEM - - - - -						4455		
JENKINS WATER SYSTEM	0670213	LETCHER	Acid	ADJ	11/69	3300		0.9
TOTAL POPULATION SERVED BY SOURCE WATER SYSTEM - - - - -						3300		
JONATHAN CREEK WA	0790216	MARSHALL	NaF	ADJ	06/75	5280		0.9
TOTAL POPULATION SERVED BY SOURCE WATER SYSTEM - - - - -						5280		
JONES FORK ELEM SCHOOL	0602283	KNOTT	NaF	ADJ	12/73	250		4.0
TOTAL POPULATION SERVED BY SOURCE WATER SYSTEM - - - - -						250		

POPULATION SERVED FLUORIDATED DRINKING WATER BY SOURCE SYSTEM,
CONSECUTIVE SYSTEM, AND COUNTY WITHIN STATE (AS OF 12/31/92)

KENTUCKY

WATER SYSTEMS AND CONSECUTIVE SYSTEMS SERVED	EPA ID NO	COUNTY	CHEM USED	STATUS	FLUOR START DATE	POP SERVED	NATURAL SYSTEMS NAT LEVEL	OPT LEVEL
KENTON CO WD 1	0590220	KENTON	Acid	ADJ	07/67	106521		0.9
BOONE CO W/S D	0080034	BOONE		CONS		22087		
BOB'S FAMILY RESTAURANT	0082490	BOONE		CONS		150		
POWDERHORN RESERVATION	0082411	BOONE		CONS		50		
BROMLEY WW	0590042	KENTON		CONS		1050		
FLORENCE W/S COMM	0080135	BOONE		CONS		24830		
LUDLOW WW	0590261	KENTON		CONS		5610		
RYLAND LAKES COUNTRY CLUB	0592264	KENTON		CONS		120		
TAYLOR MILL WD	0590424	KENTON		CONS		10352		
VISALIA ELEM SCHOOL	0592711	KENTON		CONS		224		
WALTON WD	0080442	BOONE		CONS		2769		
WILDER WS	0190470	CAMPBELL		CONS		185		
WINSTON PARK WC	0590635	KENTON		CONS		670		
TOTAL POPULATION SERVED BY SOURCE WATER SYSTEM - - - - -						174618		
KENTUCKY WATER SVC CO	0530077	HICKMAN	NaSiF6	ADJ	11/72	2475		0.9
TOTAL POPULATION SERVED BY SOURCE WATER SYSTEM - - - - -						2475		
KENTUCKY WS CO INC	0070282	BELL	NaSiF6	ADJ		17741		0.9
NATURES FINEST KY MT WATER	0070236	BELL		CONS		30		
TOTAL POPULATION SERVED BY SOURCE WATER SYSTEM - - - - -						17771		
KENTUCKY-AMERICAN WC/KR	0340250	FAYETTE	Acid	ADJ	04/54	248289		0.9
LEX BG ARMY DEPOT COMMANDER	0340965	FAYETTE		CONS		1600		
MARTIN T LYNCH WC	0090280	BOURBON		CONS		40		
MIDWAY MUN WW	1200283	WOODFORD		CONS		1815		
MIDWAY COLLEGE	1200023	WOODFORD		CONS		700		
SOUTH ELKHORN WD	0570249	JESSAMINE		CONS		3488		
TOTAL POPULATION SERVED BY SOURCE WATER SYSTEM - - - - -						255932		
KINGDOM COME	0672690	LETCHER	NaF	ADJ	12/73	225		4.0
TOTAL POPULATION SERVED BY SOURCE WATER SYSTEM - - - - -						225		
KUTTAWA WATER SUPPLY	0720227	LYON	NaF	ADJ	09/75	1198		0.9
LYON CO WD	0720933	LYON		CONS		1125		
BEND OF THE RIVERS	0720583	LYON		CONS		295		
TOTAL POPULATION SERVED BY SOURCE WATER SYSTEM - - - - -						2618		
LACENTER MUN WC	0040228	BALLARD	NaF	ADJ	11/75	1535		0.9
TOTAL POPULATION SERVED BY SOURCE WATER SYSTEM - - - - -						1535		
LAKE CITY WD	0700230	LIVINGSTON	NaF	ADJ	02/76	1155		0.9
TOTAL POPULATION SERVED BY SOURCE WATER SYSTEM - - - - -						1155		

POPULATION SERVED FLUORIDATED DRINKING WATER BY SOURCE SYSTEM,
CONSECUTIVE SYSTEM, AND COUNTY WITHIN STATE (AS OF 12/31/92)

KENTUCKY

WATER SYSTEMS AND CONSECUTIVE SYSTEMS SERVED	EPA ID NO	COUNTY	CHEM USED	STATUS	FLUOR START DATE	POP SERVED	NATURAL SYSTEMS NAT LEVEL OPT LEVEL
LANCASTER WATER WORKS	0400233	GARRARD	Acid	ADJ	12/52	5280	0.9
CRAB ORCHARD WD	0690089	LINCOLN		CONS		1808	
GARRARD CO WA INC	0400151	GARRARD		CONS		6749	
TOTAL POPULATION SERVED BY SOURCE WATER SYSTEM - - - - -						13837	
LAUREL CO WD 2	0630238	LAUREL	NaF	ADJ	00/76	12424	0.9
LIVINGSTON MUN WW	1020253	ROCKCASTLE		CONS		868	
TOTAL POPULATION SERVED BY SOURCE WATER SYSTEM - - - - -						13292	
LAUREL ELEM SCHOOL	0682075	LEWIS	NaF	ADJ	03/77	158	4.0
TOTAL POPULATION SERVED BY SOURCE WATER SYSTEM - - - - -						158	
LAWRENCEBURG W&S DEPT	0030239	ANDERSON	NaF	ADJ	06/56	10392	0.9
ALTON WD	0030007	ANDERSON		CONS		1650	
S ANDERSON WD	0030660	ANDERSON		CONS		2917	
STRINGTON WD	0030421	ANDERSON		CONS		561	
TOTAL POPULATION SERVED BY SOURCE WATER SYSTEM - - - - -						15520	
LEATHERWOOD ELEM SCHOOL	0972509	PERRY	NaF	ADJ	07/80	400	4.0
TOTAL POPULATION SERVED BY SOURCE WATER SYSTEM - - - - -						400	
LEBANON WATER WORKS CO	0780241	MARION	Acid	ADJ		7500	0.9
MARION CO WD	0780268	MARION		CONS		9240	
TOTAL POPULATION SERVED BY SOURCE WATER SYSTEM - - - - -						16740	
LEDBETTER WD	0700243	LIVINGSTON	Acid	ADJ	02/76	3029	0.9
TOTAL POPULATION SERVED BY SOURCE WATER SYSTEM - - - - -						3029	
LEITCHFIELD WATER WORKS	0430244	GRAYSON	Acid	ADJ	06/70	7184	0.9
GRAYSON CO WD	0430616	GRAYSON		CONS		8379	
TOTAL POPULATION SERVED BY SOURCE WATER SYSTEM - - - - -						15563	
LETCHER SCHOOL	0672185	LETCHER	NaF	ADJ	12/73	925	4.0
TOTAL POPULATION SERVED BY SOURCE WATER SYSTEM - - - - -						925	
LEWISPORT MUN WW	0460248	HANCOCK	NaF	ADJ	06/75	2432	0.9
TOTAL POPULATION SERVED BY SOURCE WATER SYSTEM - - - - -						2432	

POPULATION SERVED FLUORIDATED DRINKING WATER BY SOURCE SYSTEM,
CONSECUTIVE SYSTEM, AND COUNTY WITHIN STATE (AS OF 12/31/92)

KENTUCKY

WATER SYSTEMS AND CONSECUTIVE SYSTEMS SERVED	EPA ID NO	COUNTY	CHEM USED	STATUS	FLUOR START DATE	POP SERVED	NATURAL SYSTEMS NAT LEVEL	OPT LEVEL
LIBERTY WATER WORKS	0230987	CASEY	NaF	ADJ	07/73	3218		0.9
EAST CASEY CO WD	0230556	CASEY		CONS		2241		
TOTAL POPULATION SERVED BY SOURCE WATER SYSTEM - - - - -						5459		
LIVERMORE WATER WORKS	0750252	MCLEAN	Acid	ADJ	10/75	2277		0.9
TOTAL POPULATION SERVED BY SOURCE WATER SYSTEM - - - - -						2277		
LONDON UTIL COMM	0630255	LAUREL	Acid	ADJ	08/67	9959		0.9
TOTAL POPULATION SERVED BY SOURCE WATER SYSTEM - - - - -						9959		
LOST CREEK SCHOOL	0009726	PERRY	NaF	ADJ	12/73	200		4.0
TOTAL POPULATION SERVED BY SOURCE WATER SYSTEM - - - - -						200		
LOUISA WATER DEPT	0640257	LAWRENCE	Acid	ADJ	11/62	6379		0.9
TOTAL POPULATION SERVED BY SOURCE WATER SYSTEM - - - - -						6379		
LOUISVILLE WATER CO	0560258	JEFFERSON	Acid	ADJ	08/51	718182		0.9
ANITA WATER CO.	0560503	JEFFERSON		CONS		250		
JEFFERSONTOWN MUN WW	0560211	JEFFERSON		CONS		12820		
MT WASHINGTON WATER CO	0150300	BULLITT		CONS		10903		
SALT RIVER WD	0150382	BULLITT		CONS		3630		
HIDDEN VALLEY BOY SCOUT CAMP	0152891	BULLITT		CONS		100		
SHEPHERDSVILLE WATER CO	0150395	BULLITT		CONS		3210		
BARDSTOWN JUNCTION BAPTIST CH	0152114	BULLITT		CONS		150		
WEST OLDHAM UTILITIES	0930551	OLDHAM		CONS		1650		
TOTAL POPULATION SERVED BY SOURCE WATER SYSTEM - - - - -						750895		
LYNCH WATER PLANT	0480262	HARLAN	Acid	ADJ	06/57	1538		0.9
TOTAL POPULATION SERVED BY SOURCE WATER SYSTEM - - - - -						1538		
MADISONVILLE LIGHT/WTR 1	0540936	HOPKINS	NaSiF6	ADJ	11/70	28713		0.9
HANSON WS	0540656	HOPKINS		CONS		1264		
NEBO WD	0540977	HOPKINS		CONS		3346		
NORTH HOPKINS WD	0540138	HOPKINS		CONS		2132		
PITTSBURG MIDWAY COAL MINE CO	0542573	HOPKINS		CONS		70		
TOTAL POPULATION SERVED BY SOURCE WATER SYSTEM - - - - -						35525		
MAJESTIC SCHOOL	0982698	PIKE	NaF	ADJ	06/74	325		4.0
TOTAL POPULATION SERVED BY SOURCE WATER SYSTEM - - - - -						325		

POPULATION SERVED FLUORIDATED DRINKING WATER BY SOURCE SYSTEM,
CONSECUTIVE SYSTEM, AND COUNTY WITHIN STATE (AS OF 12/31/92)

KENTUCKY

WATER SYSTEMS AND CONSECUTIVE SYSTEMS SERVED	EPA ID NO	COUNTY	CHEM USED	STATUS	FLUOR START DATE	POP SERVED	NATURAL SYSTEMS NAT LEVEL	OPT LEVEL
MANCHESTER WATER WORKS	0260737	CLAY	Acid	ADJ	08/65	6623		0.9
HIMA SIBERT WD	0260197	CLAY		CONS		1600		
NORTH MANCHESTER WA	0260266	CLAY		CONS		2393		
ONEIDA BAPTIST INST.	0260738	CLAY		CONS		900		
TOTAL POPULATION SERVED BY SOURCE WATER SYSTEM - - - - -						11516		
MARION WATER DEPT	0280267	CRITTENDEN	Acid	ADJ	01/72	5280		0.9
TOLU ELEM SCHOOL	0282016	CRITTENDEN		CONS		100		
TOTAL POPULATION SERVED BY SOURCE WATER SYSTEM - - - - -						5380		
MARROWBONE WAT DIST	0290271	CUMBERLAND	NaF	ADJ	10/75	2508		0.9
TOTAL POPULATION SERVED BY SOURCE WATER SYSTEM - - - - -						2508		
MARTHA JANE POTTER ELEM SCHOOL	0672183	LETCHER	NaF	ADJ	12/73	400		4.0
TOTAL POPULATION SERVED BY SOURCE WATER SYSTEM - - - - -						400		
MARTIN CO WD 1	0800273	MARTIN	NaSiF6	ADJ	06/70	4158		0.9
MARTIN CO WD #2	0800443	MARTIN		CONS		3072		
TOTAL POPULATION SERVED BY SOURCE WATER SYSTEM - - - - -						7230		
MAYFIELD ELEC/WATER SYSTEM	0420274	GRAVES	NaSiF6	ADJ	09/52	15714		0.9
TOTAL POPULATION SERVED BY SOURCE WATER SYSTEM - - - - -						15714		
MAYSVILLE UTIL COMM	0810275	MASON	Acid	ADJ	04/51	13744		0.9
TOTAL POPULATION SERVED BY SOURCE WATER SYSTEM - - - - -						13744		
MCCREARY CO WD	0740276	MCCREARY	NaF	ADJ	02/74	14850		0.9
TOTAL POPULATION SERVED BY SOURCE WATER SYSTEM - - - - -						14850		
MCKEE WATER WORKS	0550784	JACKSON	Acid	ADJ	/70	1221		0.9
TOTAL POPULATION SERVED BY SOURCE WATER SYSTEM - - - - -						1221		
MELVIN ELEM SCHOOL	0362272	FLOYD	NaF	ADJ	09/75	335		4.0
TOTAL POPULATION SERVED BY SOURCE WATER SYSTEM - - - - -						335		
MILLERSBURG MUN WW	0090287	BOURBON	Acid	ADJ		1254		0.9
TOTAL POPULATION SERVED BY SOURCE WATER SYSTEM - - - - -						1254		

POPULATION SERVED FLUORIDATED DRINKING WATER BY SOURCE SYSTEM,
CONSECUTIVE SYSTEM, AND COUNTY WITHIN STATE (AS OF 12/31/92)

KENTUCKY

WATER SYSTEMS AND CONSECUTIVE SYSTEMS SERVED	EPA ID NO	COUNTY	CHEM USED	STATUS	FLUOR START DATE	POP SERVED	NATURAL SYSTEMS NAT LEVEL	OPT LEVEL
MILNER ELEM	0142719	BRECKINRIDGE	NaF	ADJ	00/00	120		4.0
TOTAL POPULATION SERVED BY SOURCE WATER SYSTEM - - - - -						120		
MILTON WATER DEPT	1120289	TRIMBLE	OTHER	ADJ	12/92	2772		0.9
TOTAL POPULATION SERVED BY SOURCE WATER SYSTEM - - - - -						2772		
MONTICELLO W&S COMM	1160291	WAYNE	Acid	ADJ		9900		0.9
BRONSTON WA INC	1000043	PULASKI		CONS		2805		
TOTAL POPULATION SERVED BY SOURCE WATER SYSTEM - - - - -						12705		
MOREHEAD STATE UNIV WP	1030480	ROWAN	Acid	ADJ	06/53	10000		0.9
ROWAN WATER INC	1030375	ROWAN		CONS		10900		
TOTAL POPULATION SERVED BY SOURCE WATER SYSTEM - - - - -						20900		
MOREHEAD UTIL PLANT	1030292	ROWAN	Acid	ADJ	10/68	9570		0.9
BATH COUNTY WD	0060022	BATH		CONS		6105		
FRENCHBURG WATER CO	0830148	MENIFEE		CONS		2640		
SHARPSBURG WD	0060392	BATH		CONS		3217		
TOTAL POPULATION SERVED BY SOURCE WATER SYSTEM - - - - -						21532		
MORGANFIELD WATER WORKS	1130293	UNION	NaSiF6	ADJ	/70	5848		0.9
UNION CO WD	0130433	UNION		CONS		4577		
UNION COUNTY WATER DISTRICT	1130433	UNION		CONS		4996		
TOTAL POPULATION SERVED BY SOURCE WATER SYSTEM - - - - -						15421		
MORGANTOWN WATER SYSTEM	0160294	BUTLER	Acid	ADJ	09/63	2590		0.9
BUTLER COUNTY WS	0160052	BUTLER		CONS		7725		
TOTAL POPULATION SERVED BY SOURCE WATER SYSTEM - - - - -						10315		
MOUNTAIN WD	0980575	PIKE	NaF	ADJ	00/80	17160		0.9
MOUNTAIN VIEW TRAILER PARK	0980878	PIKE		CONS		132		
TOTAL POPULATION SERVED BY SOURCE WATER SYSTEM - - - - -						17292		
MT STERLING WATER WORKS	0870298	MONTGOMERY	NaSiF6	ADJ	03/60	12391		0.9
JEFFERSONVILLE WS	0870212	MONTGOMERY		CONS		2765		
JUDY WATER ASSOC	0870147	MONTGOMERY		CONS		1630		
LEVEE RD WA INC	0870246	MONTGOMERY		CONS		1525		
MONTGOMERY CO WD 1	0870290	MONTGOMERY		CONS		1551		
REID VILLAGE WD	0870367	MONTGOMERY		CONS		2343		
TOTAL POPULATION SERVED BY SOURCE WATER SYSTEM - - - - -						22205		

POPULATION SERVED FLUORIDATED DRINKING WATER BY SOURCE SYSTEM,
CONSECUTIVE SYSTEM, AND COUNTY WITHIN STATE (AS OF 12/31/92)

KENTUCKY

WATER SYSTEMS AND CONSECUTIVE SYSTEMS SERVED	EPA ID NO	COUNTY	CHEM USED	STATUS	FLUOR START DATE	POP SERVED	NATURAL SYSTEMS NAT LEVEL	OPT LEVEL
MT VERNON WATER WORKS	1020299	ROCKCASTLE	Acid	ADJ	12/70	5775		0.9
BRODHEAD WW	1020889	ROCKCASTLE		CONS		1386		
N ROCKCASTLE CO WD	1020316	ROCK CASTLE		CONS		1790		
WESTERN ROCKCASTLE WA	1020891	ROCKCASTLE		CONS		5089		
TOTAL POPULATION SERVED BY SOURCE WATER SYSTEM - - - - -						14040		
MURRAY WATER SYSTEM	0180306	CALLOWAY	NaSiF6	ADJ	11/59	25163		0.9
DEXTER ALMO HEIGHTS WD	0180102	CALLOWAY		CONS		1178		
MURRAY WATER DEPT.	0180309	CALLOWAY		CONS		719		
MURRAY WD #1	0180307	CALLOWAY		CONS		1531		
MURRAY WD #2	0180308	CALLOWAY		CONS		508		
SOUTH 641 WD	0180185	CALLOWAY		CONS		1003		
TOTAL POPULATION SERVED BY SOURCE WATER SYSTEM - - - - -						30102		
NEVISDALE	1182706	WHITLEY	NaF	ADJ	09/75	175		4.0
TOTAL POPULATION SERVED BY SOURCE WATER SYSTEM - - - - -						175		
NEWPORT WATER WORKS	0190313	CAMPBELL	Acid	ADJ	00/78	22110		0.9
CAMPBELL CO WD	0190057	CAMPBELL		CONS		56100		
HIGHLAND HTS W/S D	0190195	CAMPBELL		CONS		4734		
PENDLETON CO WD #1	0960348	PENDLETON		CONS		1996		
CRESTVIEW WD	0190602	CAMPBELL		CONS		660		
TOTAL POPULATION SERVED BY SOURCE WATER SYSTEM - - - - -						85600		
NICHOLAS ELEM SCHOOL	0152088	BULLITT	NaF	ADJ	04/76	380		4.0
TOTAL POPULATION SERVED BY SOURCE WATER SYSTEM - - - - -						380		
NICHOLASVILLE WATER DEPT	0570315	JESSAMINE	Acid	ADJ	00/00	17820		0.9
JESSAMINE CO WD #1	0570214	JESSAMINE		CONS		1973		
ICEBURG PURE WATER	0570531	JESSAMINE		CONS		1500		
SPEARS WATER CO INC	0570414	JESSAMINE		CONS		6504		
TOTAL POPULATION SERVED BY SOURCE WATER SYSTEM - - - - -						27797		
NORTH MARSHALL WD 1	0790319	MARSHALL	Acid	ADJ	07/78	12695		0.9
TOTAL POPULATION SERVED BY SOURCE WATER SYSTEM - - - - -						12695		
NORTH MIDDLETOWN WD	0090322	BOURBON	Acid	ADJ	07/78	987		0.9
TOTAL POPULATION SERVED BY SOURCE WATER SYSTEM - - - - -						987		
NORTONSVILLE W.W.	0540328	HOPKINS	Acid	ADJ	00/77	2772		0.9
TOTAL POPULATION SERVED BY SOURCE WATER SYSTEM - - - - -						2772		

POPULATION SERVED FLUORIDATED DRINKING WATER BY SOURCE SYSTEM,
CONSECUTIVE SYSTEM, AND COUNTY WITHIN STATE (AS OF 12/31/92)

KENTUCKY

WATER SYSTEMS AND CONSECUTIVE SYSTEMS SERVED	EPA ID NO	COUNTY	CHEM USED	STATUS	FLUOR START DATE	POP SERVED	NATURAL SYSTEMS NAT LEVEL	OPT LEVEL
OAK GROVE UTIL CO	0240329	CHRISTIAN	NaSif6	ADJ	03/79	4993		0.9
TOTAL POPULATION SERVED BY SOURCE WATER SYSTEM - - - - -						4993		
OHIO COUNTY WD	0920332	OHIO	Acid	ADJ		10725		0.9
BEAVER DAM MUN W/S SYS	0920025	OHIO		CONS		3138		
ROUGH RIVER WS INC	0920374	OHIO		CONS		1683		
TOTAL POPULATION SERVED BY SOURCE WATER SYSTEM - - - - -						15546		
OLDHAM CO WD	0930333	OLDHAM	Acid	ADJ		13860		0.9
LARANGE UTILITY COMMISSION	0930481	OLDHAM		CONS		4781		
TOTAL POPULATION SERVED BY SOURCE WATER SYSTEM - - - - -						18641		
OLDTOWN ELEM SCHOOL	0452383	GREENUP	NaF	ADJ	05/79	24		4.0
TOTAL POPULATION SERVED BY SOURCE WATER SYSTEM - - - - -						24		
OLIVE HILL MUN WW	0220335	CARTER	NaF	ADJ	06/73	7260		0.9
TOTAL POPULATION SERVED BY SOURCE WATER SYSTEM - - - - -						7260		
OSBORNE ELEM SCHOOL	0362273	FLOYD	NaF	ADJ	09/75	365		4.0
TOTAL POPULATION SERVED BY SOURCE WATER SYSTEM - - - - -						365		
OWENSBORO MUN UTIL	0300336	DAVIESS	NaSif6	ADJ	09/53	57056		0.9
EAST DAVIESS CO WA	0300109	DAVIESS		CONS		8484		
SE DAVIESS CO WD	0300387	DAVIESS		CONS		13421		
WHITESVILLE WW	0300467	DAVIESS		CONS		2940		
WEST DAVIESS CO WD	0300450	DAVIESS		CONS		9544		
BEECH GROVE WW	0750529	MCCREARY		CONS		1221		
NORTH MCLEAN CO WD	0300320	DAVIESS		CONS		3300		
TOTAL POPULATION SERVED BY SOURCE WATER SYSTEM - - - - -						95966		
OWENTON CITY WW	0940337	OWEN	Acid	ADJ	06/73	3234		0.9
TRI-VILLAGE WD	0940430	OWEN		CONS		3053		
TOTAL POPULATION SERVED BY SOURCE WATER SYSTEM - - - - -						6287		
OWINGSVILLE CITY WD	0060338	BATH	NaF	ADJ	06/73	2495		0.9
CH JESUS CHRIST LATER DAY STS	0062843	BATH		CONS		250		
TOTAL POPULATION SERVED BY SOURCE WATER SYSTEM - - - - -						2745		

POPULATION SERVED FLUORIDATED DRINKING WATER BY SOURCE SYSTEM,
CONSECUTIVE SYSTEM, AND COUNTY WITHIN STATE (AS OF 12/31/92)

KENTUCKY

WATER SYSTEMS AND CONSECUTIVE SYSTEMS SERVED	EPA ID NO	COUNTY	CHEM USED	STATUS	FLUOR START DATE	POP SERVED	NATURAL SYSTEMS NAT LEVEL	OPT LEVEL
PADUCAH WATER WORKS	0730533	MCCRACKEN	NaSIF6	ADJ	11/66	54000		0.9
HENDRON WD	0730190	MCCRACKEN		CONS		6666		
WEST MCCRACKEN CO WD	0730454	MCCRACKEN		CONS		2739		
TOTAL POPULATION SERVED BY SOURCE WATER SYSTEM - - - - -						63405		
PAINTSVILLE MUN WW	0580340	JOHNSON	NaSIF6	ADJ	04/52	14490		0.9
BEAVER ELKHORN WD	0360026	FLOYD		CONS		6600		
ALLEN WC	0360005	FLOYD		CONS		1749		
DAVID WD	0360098	FLOYD		CONS		363		
TOTAL POPULATION SERVED BY SOURCE WATER SYSTEM - - - - -						23202		
PARIS WATER WORKS	0090343	BOURBON	Acid	ADJ	03/63	12761		0.9
TOTAL POPULATION SERVED BY SOURCE WATER SYSTEM - - - - -						12761		
PEMBROKE WATER WORKS	0240347	CHRISTIAN	NaF	ADJ	06/75	878		0.9
TOTAL POPULATION SERVED BY SOURCE WATER SYSTEM - - - - -						878		
PHELPS ELEM & HIGH SCHOOL 1	0982327	PIKE	NaF	ADJ	08/74	380		4.0
TOTAL POPULATION SERVED BY SOURCE WATER SYSTEM - - - - -						380		
PIKEVILLE WATER DEPT	0980350	PIKE	Acid	ADJ	08/59	8250		0.9
MUD CREEK WD	0360301	FLOYD		CONS		2459		
SANDY VALLEY WD	0360384	FLOYD		CONS		5408		
TOTAL POPULATION SERVED BY SOURCE WATER SYSTEM - - - - -						16117		
PINEVILLE WATER SYSTEM	0070353	BELL	NaSIF6	ADJ	09/67	10560		0.9
TOTAL POPULATION SERVED BY SOURCE WATER SYSTEM - - - - -						10560		
POPLAR CREEK ELEM SCHOOL	1182198	WHITLEY	NaF	ADJ	09/75	300		4.0
TOTAL POPULATION SERVED BY SOURCE WATER SYSTEM - - - - -						300		
POWERSBURG ELEM SCHOOL	1162703	WAYNE	NaF	ADJ	09/75	180		4.0
TOTAL POPULATION SERVED BY SOURCE WATER SYSTEM - - - - -						180		
PRESTONSBURG WATER CO	0360358	FLOYD	Acid	ADJ	07/58	12735		0.9
AUXIER WC	0360014	FLOYD		CONS		2393		
MARTIN WATER DEPT	0360272	FLOYD		CONS		1383		
MOUNTAIN WD/PRATER CREEK	0360404	FLOYD		CONS		924		
TOTAL POPULATION SERVED BY SOURCE WATER SYSTEM - - - - -						17435		

POPULATION SERVED FLUORIDATED DRINKING WATER BY SOURCE SYSTEM,
CONSECUTIVE SYSTEM, AND COUNTY WITHIN STATE (AS OF 12/31/92)

KENTUCKY

WATER SYSTEMS AND CONSECUTIVE SYSTEMS SERVED	EPA ID NO	COUNTY	CHEM USED	STATUS	FLUOR START DATE	POP SERVED	NATURAL SYSTEMS NAT LEVEL	OPT LEVEL
PRINCETON UTILITY COMM	0170360	CALDWELL	NaSiF6	ADJ	06/66	11009		0.9
CALDWELL CO WD	0170528	CALDWELL		CONS		307		
LYON CO WD #2	0720574	LYON		CONS		1680		
TOTAL POPULATION SERVED BY SOURCE WATER SYSTEM - - - - -						12996		
PROVIDENCE WATER WORKS	1170361	WEBSTER	Acid	ADJ	07/66	5765		0.9
TOTAL POPULATION SERVED BY SOURCE WATER SYSTEM - - - - -						5765		
RECTORVILLE/W. LEWIS WATER	0810366	MASON	NaF	ADJ	10/89	2888		0.9
TOTAL POPULATION SERVED BY SOURCE WATER SYSTEM - - - - -						2888		
RED BIRD ELEM	0262109	CLAY	NaF	ADJ	00/00	350		4.0
TOTAL POPULATION SERVED BY SOURCE WATER SYSTEM - - - - -						350		
RED BIRD MISSION	0070459	BELL		ADJ	07/77	30		0.9
TOTAL POPULATION SERVED BY SOURCE WATER SYSTEM - - - - -						30		
REIDLAND WATER DIST	0730368	MCCRACKEN	NaF	ADJ	09/75	8069		0.9
TOTAL POPULATION SERVED BY SOURCE WATER SYSTEM - - - - -						8069		
RICHMOND WTR/GAS/SEWER WORKS	0760370	MADISON	Acid	ADJ	08/67	20790		0.9
KINGSTON-TERRILL WD	0760224	MADISON		CONS		5528		
KIRKSVILLE WA	0760672	MADISON		CONS		3069		
MILFORD WD	0760285	MADISON		CONS		2145		
WACO WD	0760441	MADISON		CONS		6435		
WHITEHALL WD	0760464	MADISON		CONS		5775		
TOTAL POPULATION SERVED BY SOURCE WATER SYSTEM - - - - -						43742		
ROBINSON ELEM SCHOOL	0972312	PERRY	NaF	ADJ	11/74	360		4.0
TOTAL POPULATION SERVED BY SOURCE WATER SYSTEM - - - - -						360		
ROCHESTER WATER DIST	0160372	BUTLER	NaF	ADJ	03/76	1468		0.9
HUNTSVILLE S HILL WS	0160202	BUTLER		CONS		650		
TOTAL POPULATION SERVED BY SOURCE WATER SYSTEM - - - - -						2118		
ROCKPORT WATER WORKS	0920373	OHIO	Acid	ADJ	02/76	906		0.9
TOTAL POPULATION SERVED BY SOURCE WATER SYSTEM - - - - -						906		
ROCKY BRANCH ELEM SCHOOL	1162704	WAYNE	NaF	ADJ	09/75	120		4.0
TOTAL POPULATION SERVED BY SOURCE WATER SYSTEM - - - - -						120		

POPULATION SERVED FLUORIDATED DRINKING WATER BY SOURCE SYSTEM,
CONSECUTIVE SYSTEM, AND COUNTY WITHIN STATE (AS OF 12/31/92)

KENTUCKY

WATER SYSTEMS AND CONSECUTIVE SYSTEMS SERVED	EPA ID NO	COUNTY	CHEM USED	STATUS	FLUOR START DATE	POP SERVED	NATURAL SYSTEMS NAT LEVEL	OPT LEVEL
ROSSPOINT ELEM SCHOOL	0482682	HARLAN	NaF	ADJ	09/75	200		4.0
TOTAL POPULATION SERVED BY SOURCE WATER SYSTEM - - - - -						200		
ROUSSEAU ELEM SCHOOL	0132267	BREATHITT	NaF	ADJ	09/75	200		4.0
TOTAL POPULATION SERVED BY SOURCE WATER SYSTEM - - - - -						200		
RUSSELL SPRINGS W&S SYSTEM	1040377	RUSSELL	NaF	ADJ		5626		0.9
TOTAL POPULATION SERVED BY SOURCE WATER SYSTEM - - - - -						5626		
RUSSELL WATER CO	0450376	GREENUP	Acid	ADJ	07/74	4852		0.9
FLATWOODS WC	0450132	GREENUP		CONS		9900		
RACELAND WS	0450365	GREENUP		CONS		3907		
TOTAL POPULATION SERVED BY SOURCE WATER SYSTEM - - - - -						18659		
RUSSELLVILLE MUN WW	0710378	LOGAN	Acid	ADJ	09/65	8851		0.9
EAST LOGAN WD	0710951	LOGAN		CONS		4369		
NORTH LOGAN WD	0710318	LOGAN		CONS		1502		
LEWISBURG WATER WORKS	0710247	LOGAN		CONS		2719		
SOUTH LOGAN WA	0710707	LOGAN		CONS		2871		
TODD CO WD /ALLENSVILLE	1100559	TODD		CONS		370		
TOWN & COUNTRY WD	0710286	LOGAN		CONS		330		
TOTAL POPULATION SERVED BY SOURCE WATER SYSTEM - - - - -						21012		
SALYERSVILLE MUN WATER	0770566	MAGOFFIN	NaSiF6	ADJ	00/76	2851		0.9
MAGOFFIN CO WD	0770525	MAGOFFIN		CONS		3864		
TOTAL POPULATION SERVED BY SOURCE WATER SYSTEM - - - - -						6715		
SANDY HOOK WD	0320383	ELLIOTT	NaF	ADJ	12/75	785		0.9
TOTAL POPULATION SERVED BY SOURCE WATER SYSTEM - - - - -						785		
SCOTTSVILLE WATER DEPT	0020386	ALLEN	NaSiF6	ADJ	10/60	6628		0.9
TOTAL POPULATION SERVED BY SOURCE WATER SYSTEM - - - - -						6628		
SEDALIA WATER DIST	0420534	GRAVES	NaF	ADJ	01/76	495		0.9
TOTAL POPULATION SERVED BY SOURCE WATER SYSTEM - - - - -						495		
SHELBYVILLE W & S COMM	1060394	SHELBY	Acid	ADJ	03/64	15107		0.9
NORTH SHELBY WD	1060324	SHELBY		CONS		8250		

POPULATION SERVED FLUORIDATED DRINKING WATER BY SOURCE SYSTEM,
CONSECUTIVE SYSTEM, AND COUNTY WITHIN STATE (AS OF 12/31/92)

KENTUCKY

WATER SYSTEMS AND CONSECUTIVE SYSTEMS SERVED	EPA ID NO	COUNTY	CHEM USED	STATUS	FLUOR START DATE	POP SERVED	NATURAL SYSTEMS NAT LEVEL	OPT LEVEL
WEST SHELBY WD	1060457	SHELBY		CONS		2554		
TOTAL POPULATION SERVED BY SOURCE WATER SYSTEM - - - - -						25911		
SMITHLAND W & S SYSTEM	0700401	LIVINGSTON	NaF	ADJ	06/76	907		0.9
DRAVO THREE RIVERS ROCK	0702417	LIVINGSTON		CONS		90		
TOTAL POPULATION SERVED BY SOURCE WATER SYSTEM - - - - -						997		
SOMERSET	1000403	PULASKI	NaSiF6	ADJ	02/67	24278		0.9
BARNESBURG WA	1000021	PULASKI		CONS		2046		
ELIHU RUSH BRANCH WA	1000711	PULASKI		CONS		2343		
EUBANK WD	1000124	PULASKI		CONS		6150		
NELSON VALLY WA INC.	1000311	PULASKI		CONS		2970		
OAK HILL WA	1000714	PULASKI		CONS		528		
PLEASANT HILL WD	1000356	PULASKI		CONS		4165		
PULASKI CO WD #2	1000363	PULASKI		CONS		7686		
SCIENCE HILL WW	1000362	PULASKI		CONS		3137		
TOTAL POPULATION SERVED BY SOURCE WATER SYSTEM - - - - -						53303		
SOUTH GRAVES CO WD	0420405	GRAVES	NaF	ADJ	01/76	2475		0.9
TOTAL POPULATION SERVED BY SOURCE WATER SYSTEM - - - - -						2475		
SOUTH SHORE WW	0450410	GREENUP	Acid	ADJ		6782		0.9
TOTAL POPULATION SERVED BY SOURCE WATER SYSTEM - - - - -						6782		
SPRINGFIELD WATER WORKS	1150415	WASHINGTON	NaSiF6	ADJ	11/58	5897		0.9
TOTAL POPULATION SERVED BY SOURCE WATER SYSTEM - - - - -						5897		
STAMPING GROUND WW	1050416	SCOTT	NaF	ADJ	07/75	788		0.9
TOTAL POPULATION SERVED BY SOURCE WATER SYSTEM - - - - -						788		
STANFORD WATER WORKS	0690417	LINCOLN	Acid	ADJ	05/66	5729		0.9
MCKINNEY WD	0690278	LINCOLN		CONS		891		
MCKINNEY WA INC	0690671	LINCOLN		CONS		2462		
TOTAL POPULATION SERVED BY SOURCE WATER SYSTEM - - - - -						9082		
STANTON WATER WORKS	0990418	POWELL	Acid	ADJ	05/73	5349		0.9
TOTAL POPULATION SERVED BY SOURCE WATER SYSTEM - - - - -						5349		
STURGISS WW	1130422	UNION	Acid	ADJ	00/00	4171		0.9
TOTAL POPULATION SERVED BY SOURCE WATER SYSTEM - - - - -						4171		

POPULATION SERVED FLUORIDATED DRINKING WATER BY SOURCE SYSTEM,
CONSECUTIVE SYSTEM, AND COUNTY WITHIN STATE (AS OF 12/31/92)

KENTUCKY

WATER SYSTEMS AND CONSECUTIVE SYSTEMS SERVED	EPA ID NO	COUNTY	CHEM USED	STATUS	FLUOR START DATE	POP SERVED	NATURAL SYSTEMS NAT LEVEL	OPT LEVEL
SYCAMORE ELEM SCHOOL	0982319	PIKE	NaF	ADJ	09/76	275		4.0
TOTAL POPULATION SERVED BY SOURCE WATER SYSTEM - - - - -						275		
SYMSONIA WATER DIST	0420423	GRAVES	NaF	ADJ		749		0.9
TOTAL POPULATION SERVED BY SOURCE WATER SYSTEM - - - - -						749		
TAYLORSVILLE WATER WORKS	1080425	SPENCER	Acid	ADJ	03/60	7131		0.9
TOTAL POPULATION SERVED BY SOURCE WATER SYSTEM - - - - -						7131		
TODD CO WD	1100944	TODD	NaSiF6	ADJ		4967		0.9
ELKTON W & S WORKS	1100121	TODD		CONS		1789		
TOTAL POPULATION SERVED BY SOURCE WATER SYSTEM - - - - -						6756		
TOMPKINSVILLE WATER WORKS	0860426	MONROE	NaSiF6	ADJ		4191		0.9
MONROE CO WD	0860150	MONROE		CONS		4745		
TOTAL POPULATION SERVED BY SOURCE WATER SYSTEM - - - - -						8936		
TRENTON WATER WORKS	1100428	TODD	NaF	ADJ	06/75	858		0.9
TOTAL POPULATION SERVED BY SOURCE WATER SYSTEM - - - - -						858		
TRIMBLE CO WD 1	1120431	TRIMBLE	NaF	ADJ	02/75	2871		0.9
WEST CARROLL WD/TRIMBLE CO WD	0210420	CARROLL		CONS		660		
TOTAL POPULATION SERVED BY SOURCE WATER SYSTEM - - - - -						3531		
TURNER ELEM SCHOOL	0132268	BREATHITT	NaF	ADJ	02/75	200		4.0
TOTAL POPULATION SERVED BY SOURCE WATER SYSTEM - - - - -						200		
UNIONTOWN W & S DEPT	1130434	UNION	NaF	ADJ	/70	1650		0.9
TOTAL POPULATION SERVED BY SOURCE WATER SYSTEM - - - - -						1650		
UPTON WW	0470435	HARDIN		NATL		898	0.0	
TOTAL POPULATION SERVED BY SOURCE WATER SYSTEM - - - - -						898		
VANCEBURG UTILITIES	0680438	LEWIS	NaF	ADJ	10/58	3577		0.9
SALT LICK WA	0680381	LEWIS		CONS		561		
TOTAL POPULATION SERVED BY SOURCE WATER SYSTEM - - - - -						4138		

POPULATION SERVED FLUORIDATED DRINKING WATER BY SOURCE SYSTEM,
CONSECUTIVE SYSTEM, AND COUNTY WITHIN STATE (AS OF 12/31/92)

KENTUCKY

WATER SYSTEMS AND CONSECUTIVE SYSTEMS SERVED	EPA ID NO	COUNTY	CHEM USED	STATUS	FLUOR START DATE	POP SERVED	NATURAL SYSTEMS NAT LEVEL	OPT LEVEL
VERDA ELEM SCHOOL	0482047	HARLAN	NaF	ADJ	06/73	370		4.0
TOTAL POPULATION SERVED BY SOURCE WATER SYSTEM - - - - -						370		
VERSAILLES WS 1	1200439	WOODFORD	Acid	ADJ		13823		0.9
NORTHEAST WOODFORD CO WD	1200310	WOODFORD		CONS		1964		
SO WOODFORD CO WD	1200411	WOODFORD		CONS		3082		
TOTAL POPULATION SERVED BY SOURCE WATER SYSTEM - - - - -						18869		
VIPER ELEM SCHOOL	0972313	PERRY	NaF	ADJ	07/73	440		4.0
TOTAL POPULATION SERVED BY SOURCE WATER SYSTEM - - - - -						440		
WALLINS ELEM SCHOOL	0482276	HARLEN	NaF	ADJ	08/73	590		4.0
TOTAL POPULATION SERVED BY SOURCE WATER SYSTEM - - - - -						590		
WALLINS W.W.	0480572	HARLAN	NaF	ADJ	10/89	990		0.9
TOTAL POPULATION SERVED BY SOURCE WATER SYSTEM - - - - -						990		
WARSAW	0390444	GALLATIN	NaF	ADJ	00/90	1848		0.9
GALLATIN CO WD	0390130	GALLATIN		CONS		1353		
TOTAL POPULATION SERVED BY SOURCE WATER SYSTEM - - - - -						3201		
WEBSTER CO WD	1170995	WEBSTER	Acid	ADJ	00/00	2145		0.9
CLAY WW	1170073	WEBSTER		CONS		2158		
DIXON WD	1170104	WEBSTER		CONS		1221		
SLAUGHTERS WW	1170400	WEBSTER		CONS		1089		
TOTAL POPULATION SERVED BY SOURCE WATER SYSTEM - - - - -						6613		
WEST LIBERTY WAT CO	0880452	MORGAN	Acid	ADJ	04/62	3350		0.9
MORGAN CO WD	0880594	MORGAN		CONS		165		
TOTAL POPULATION SERVED BY SOURCE WATER SYSTEM - - - - -						3515		
WEST POINT WATER DEPT	0470455	HARDIN	NaF	ADJ		1209		0.9
TOTAL POPULATION SERVED BY SOURCE WATER SYSTEM - - - - -						1209		
WESTERN FLEMING WD	0910675	NICHOLAS	Acid	ADJ	00/00	3122		0.9
BUFFALO TRAIL WA	0810046	MASON		CONS		1815		
MT. OLIVET WD	1010297	ROBERTSON		CONS		891		
SOUTHERN MASON WD	0810409	MASON		CONS		1188		
TOTAL POPULATION SERVED BY SOURCE WATER SYSTEM - - - - -						7016		

POPULATION SERVED FLUORIDATED DRINKING WATER BY SOURCE SYSTEM,
CONSECUTIVE SYSTEM, AND COUNTY WITHIN STATE (AS OF 12/31/92)

KENTUCKY

WATER SYSTEMS AND CONSECUTIVE SYSTEMS SERVED	EPA ID NO	COUNTY	CHEM USED	STATUS	FLUOR START DATE	POP SERVED	NATURAL SYSTEMS NAT LEVEL	OPT LEVEL
WESTERN MASON CO WD	0810460	MASON	NaF	ADJ	00/77	2247		0.9
TOTAL POPULATION SERVED BY SOURCE WATER SYSTEM - - - - -						2247		
WHEELWRIGHT	0360463	FLOYD	NaF	ADJ	06/75	1270		0.9
TOTAL POPULATION SERVED BY SOURCE WATER SYSTEM - - - - -						1270		
WHITE PLAINS WD	0540465	HOPKINS	NaF	ADJ	06/75	1492		0.9
TOTAL POPULATION SERVED BY SOURCE WATER SYSTEM - - - - -						1492		
WHITESBURG MUN WW	0670466	LETCHER	NaSiF6	ADJ	11/69	2244		0.9
TOTAL POPULATION SERVED BY SOURCE WATER SYSTEM - - - - -						2244		
WICKLIFFE M.W.	0040469	BALLARD	NaF	ADJ	05/89	1898		0.9
TOTAL POPULATION SERVED BY SOURCE WATER SYSTEM - - - - -						1898		
WILLARD ELEM	0972314	PERRY	NaF	ADJ	00/00	559		4.0
TOTAL POPULATION SERVED BY SOURCE WATER SYSTEM - - - - -						559		
WILLIAMSBURG WATER PLANT	1180471	WHITLEY	NaSiF6	ADJ	03/66	8428		0.9
CUMBERLAND FALLS HWY WD	1180093	WHITLEY		CONS		3960		
WHITLEY CO WD/EMLYM	1180935	WHITLEY		CONS		425		
WHITLEY CO WD/PLEASANTVIEW	1180930	WHITLEY		CONS		495		
WHITLEY CO WD/SAVOY	1180962	WHITLEY		CONS		663		
TOTAL POPULATION SERVED BY SOURCE WATER SYSTEM - - - - -						13971		
WILLIAMSTOWN MUN WD	0410472	GRANT	Acid	ADJ	00/76	3960		0.9
CORINTH WD	0410662	GRANT		CONS		660		
DRY RIDGE WW	0410107	GRANT		CONS		1432		
THREE SPRINGS CAMPGROUND	0412093	GRANT		CONS		110		
TOTAL POPULATION SERVED BY SOURCE WATER SYSTEM - - - - -						6162		
WILMORE WATER WORKS	0570010	JESSAMINE	Acid	ADJ		4215		0.9
TOTAL POPULATION SERVED BY SOURCE WATER SYSTEM - - - - -						4215		
WINCHESTER MUN UTIL	0250473	CLARK	NaSiF6	ADJ	06/61	25080		0.9
BOONESBORO WA	0250035	CLARK		CONS		3284		
EAST CLARK CO WD	0250981	CLARK		CONS		1980		
MIRA MAR RESTAURANT	0253158	CLARK		CONS		25		
TOTAL POPULATION SERVED BY SOURCE WATER SYSTEM - - - - -						30369		

POPULATION SERVED FLUORIDATED DRINKING WATER BY SOURCE SYSTEM,
CONSECUTIVE SYSTEM, AND COUNTY WITHIN STATE (AS OF 12/31/92)

KENTUCKY

WATER SYSTEMS AND CONSECUTIVE SYSTEMS SERVED	EPA ID NO	COUNTY	CHEM USED	STATUS	FLUOR START DATE	POP SERVED	NATURAL SYSTEMS NAT LEVEL	OPT LEVEL
WINGO W & S DEPT	0420475	GRAVES	NaF	ADJ	01/76	957		0.9
TOTAL POPULATION SERVED BY SOURCE WATER SYSTEM - - - - -						957		
WOOD CREEK WD	0630477	LAUREL	Acid	ADJ	00/76	11157		0.9
EAST LAUREL WD	0630797	LAUREL		CONS		7860		
WEST LAUREL WA INC	0630451	LAUREL		CONS		9078		
TOTAL POPULATION SERVED BY SOURCE WATER SYSTEM - - - - -						28095		
WORTHINGTON MUN WW	0450478	GREENUP	NaF	ADJ	00/78	2293		0.9
TOTAL POPULATION SERVED BY SOURCE WATER SYSTEM - - - - -						2293		
WRIGLEY ELEM SCHOOL	0882079	MORGAN	NaF	ADJ	04/73	232		4.0
TOTAL POPULATION SERVED BY SOURCE WATER SYSTEM - - - - -						232		
WURLAND WATER DIST	0450479	GREENUP	NaF	ADJ	00/78	1666		0.9
TOTAL POPULATION SERVED BY SOURCE WATER SYSTEM - - - - -						1666		

STATE SUMMARY DATA AS OF 12/31/92

LOUISIANA

SYSTEM SIZE CLASSIFICATION

	FLUORIDATED SYSTEMS		PUBLIC WATER SYSTEMS	
	NUMBER OF SYSTEMS	TOTAL POPULATION	NUMBER OF SYSTEMS	TOTAL POPULATION
=<1,000	81	34,850	784	122,000
1,001-5,000	67	190,561	472	804,000
5,001-10,000	18	130,547	67	468,000
10,001-50,000	17	335,769	42	750,000
50,001-100,000	7	514,163	9	603,000
>100,000	4	1,180,481	6	1,539,000
TOTAL	195	2,386,371	1,380	4,287,000

FLUORIDATED SYSTEM CLASSIFICATION

	NUMBER	POPULATION	PERCENTAGE (POP.)
ADJUSTED	69	1,996,694	83.7
CONSECUTIVE	21	32,467	1.4
NATURAL	105	357,210	15.0
TOTAL	195	2,386,371	

SCHOOLS, INDIAN AND MILITARY SYSTEMS

	ADJUSTED		NATURAL	
	NUMBER	POP.	NUMBER	POP.
TOTAL SCHOOLS	0	0	0	0
INDIAN SYSTEMS	0	0	0	0
INDIAN SCHOOLS	0	0	0	0
MILITARY SYSTEMS	3	33,500	1	9,958

CHEMICAL USAGE OF FLUORIDATING SYSTEMS

	NUMBER	POPULATION
SODIUM FLUORIDE	0	0
SODIUM SILICOFLOURIDE	0	0
HYDROFLUOSILICIC ACID	84	2,026,465

POPULATION SERVED FLUORIDATED DRINKING WATER BY SOURCE SYSTEM,
CONSECUTIVE SYSTEM, AND COUNTY WITHIN STATE (AS OF 12/31/92)

LOUISIANA

WATER SYSTEMS AND CONSECUTIVE SYSTEMS SERVED	EPA ID NO	COUNTY	CHEM USED	STATUS	FLUOR START DATE	POP SERVED	NATURAL SYSTEMS NAT LEVEL	OPT LEVEL
ALBERTA WATER SYSTEM	1013002	BIENVILLE			NATL	540	1.4	
TOTAL POPULATION SERVED BY SOURCE WATER SYSTEM - - - - -						540		
ALEXANDRIA	1079001	RAPIDES			NATL	83664	1.2	
CHAMBER'S WATER SYSTEM	1079021	RAPIDES			CONS	324		
LATANIER WATER ASSOC.	1079013	RAPIDES			CONS	328		
POLAND WS	1079025	RAPIDES			CONS	688		
TOTAL POPULATION SERVED BY SOURCE WATER SYSTEM - - - - -						85004		
ANACOCO	1115001	VERNON			NATL	823	0.9	
TOTAL POPULATION SERVED BY SOURCE WATER SYSTEM - - - - -						823		
ASSUMPTION PARISH W W #1	1007001	ASSUMPTION	Acid	ADJ	09/60	25624		0.8
TOTAL POPULATION SERVED BY SOURCE WATER SYSTEM - - - - -						25624		
BAKER	1033003	EAST BATON ROUGE			NATL	13240	0.7	
TOTAL POPULATION SERVED BY SOURCE WATER SYSTEM - - - - -						13240		
BEL DI GIL WS	1017004	CADDO			NATL	1000	1.3	
TOTAL POPULATION SERVED BY SOURCE WATER SYSTEM - - - - -						1000		
BETTER W W INC WS	1073003	OUACHITA			NATL	1300	0.7	
TOTAL POPULATION SERVED BY SOURCE WATER SYSTEM - - - - -						1300		
BILL YOUNG'S TRAILER PARK	1085004	SABINE			NATL	200	1.5	
TOTAL POPULATION SERVED BY SOURCE WATER SYSTEM - - - - -						200		
BOGALUSA	1117001	WASHINGTON	Acid	ADJ	09/82	16000		0.8
TOTAL POPULATION SERVED BY SOURCE WATER SYSTEM - - - - -						16000		
BONITA	1067004	MOREHOUSE			NATL	1000	0.7	
TOTAL POPULATION SERVED BY SOURCE WATER SYSTEM - - - - -						1000		
BOSSIER CITY	1015004	BOSSIER	Acid	ADJ	01/81	55000		0.8
BENTON	1015002	BOSSIER			CONS	1500		
COUNTRY PLACE SUBDIVISION	1015005	BOSSIER			CONS	1480		
PEPPER POINT MHP	1015034	BOSSIER			CONS	287		
TOTAL POPULATION SERVED BY SOURCE WATER SYSTEM - - - - -						58267		

POPULATION SERVED FLUORIDATED DRINKING WATER BY SOURCE SYSTEM,
CONSECUTIVE SYSTEM, AND COUNTY WITHIN STATE (AS OF 12/31/92)

LOUISIANA

WATER SYSTEMS AND CONSECUTIVE SYSTEMS SERVED	EPA ID NO	COUNTY	CHEM USED	STATUS	FLUOR START DATE	POP SERVED	NATURAL SYSTEMS NAT LEVEL	OPT LEVEL
BOYCE	1079003	RAPIDES		NATL		2000	0.8	
TOTAL POPULATION SERVED BY SOURCE WATER SYSTEM - - - - -						2000		
BUCKEYE #50 WS	1079004	RAPIDES		NATL		8316	1.4	
TOTAL POPULATION SERVED BY SOURCE WATER SYSTEM - - - - -						8316		
BUNKIE	1009004	AVOYELLES		NATL		5043	1.4	
TOTAL POPULATION SERVED BY SOURCE WATER SYSTEM - - - - -						5043		
CADDO WW #1 (OIL CITY)	1017026	CADDO	Acid	ADJ	03/86	3000		0.8
TOTAL POPULATION SERVED BY SOURCE WATER SYSTEM - - - - -						3000		
CALCASIEU WW #1 (MOSS BLUFF)	1019051	CALCASIEU	Acid	ADJ	10/87	13092		0.8
TOTAL POPULATION SERVED BY SOURCE WATER SYSTEM - - - - -						13092		
CALCASIEU WW #4 (WESTLAKE)	1019053	CALCASIEU	Acid	ADJ	00/00	4550		0.8
TOTAL POPULATION SERVED BY SOURCE WATER SYSTEM - - - - -						4550		
CALCASIEU WW #5 (MALLARD COVE)	1019084	CALCASIEU	Acid	ADJ	05/85	3000		0.8
TOTAL POPULATION SERVED BY SOURCE WATER SYSTEM - - - - -						3000		
CALCASIEU WW #7 (DEQUINCY)	1019114	CALCASIEU	Acid	ADJ	00/00	3200		0.8
TOTAL POPULATION SERVED BY SOURCE WATER SYSTEM - - - - -						3200		
CAMERON PARISH WW DIST 2	1023002	CAMERON	Acid	ADJ	00/00	3000		0.8
HOLLY BEACH WW DIST #10	1023005	CAMERON		CONS		3000		
TOTAL POPULATION SERVED BY SOURCE WATER SYSTEM - - - - -						6000		
CAMP BEAUREGARD	1079002	RAPIDES		NATL		400	1.0	
TOTAL POPULATION SERVED BY SOURCE WATER SYSTEM - - - - -						400		
CANKTON WATER SYSTEM	1097025	ST. LANDRY		NATL		880	1.0	
TOTAL POPULATION SERVED BY SOURCE WATER SYSTEM - - - - -						880		
CASTOR	1013006	BIENVILLE		NATL		176	1.0	
TOTAL POPULATION SERVED BY SOURCE WATER SYSTEM - - - - -						176		

POPULATION SERVED FLUORIDATED DRINKING WATER BY SOURCE SYSTEM,
CONSECUTIVE SYSTEM, AND COUNTY WITHIN STATE (AS OF 12/31/92)

LOUISIANA

WATER SYSTEMS AND CONSECUTIVE SYSTEMS SERVED	EPA ID NO	COUNTY	CHEM USED	STATUS	FLUOR START DATE	POP SERVED	NATURAL NAT LEVEL	SYSTEMS OPT LEVEL
CHARMINGDALE SUBD	1073007	OUACHITA		NATL		468	0.7	
TOTAL POPULATION SERVED BY SOURCE WATER SYSTEM - - - - -						468		
CHENEYVILLE	1079005	RAPIDES		NATL		1060	1.6	
TOTAL POPULATION SERVED BY SOURCE WATER SYSTEM - - - - -						1060		
CHERRY WOOD SID	1103129	ST. TAMMANY		NATL		25	0.8	
TOTAL POPULATION SERVED BY SOURCE WATER SYSTEM - - - - -						25		
CLAYTON	1029002	CONCORDIA	Acid	ADJ	06/82	1200		0.8
TOTAL POPULATION SERVED BY SOURCE WATER SYSTEM - - - - -						1200		
COLLINGSTON	1067005	MOREHOUSE		NATL		397	0.8	
TOTAL POPULATION SERVED BY SOURCE WATER SYSTEM - - - - -						397		
CONCORD WATER SYSTEM	1111022	UNION		NATL		400	0.8	
TOTAL POPULATION SERVED BY SOURCE WATER SYSTEM - - - - -						400		
CONVERSE	1085007	SABINE		NATL		459	2.0	
TOTAL POPULATION SERVED BY SOURCE WATER SYSTEM - - - - -						459		
COUSHATTA WATER SYSTEM	1081001	RED RIVER	Acid	ADJ	00/00	3680		0.8
TOTAL POPULATION SERVED BY SOURCE WATER SYSTEM - - - - -						3680		
CULLEN	1119005	WEBSTER	Acid	ADJ	12/87	1856		0.8
TOTAL POPULATION SERVED BY SOURCE WATER SYSTEM - - - - -						1856		
Cool Springs INC. WS	1031018	DE SOTO		NATL		27	1.4	
TOTAL POPULATION SERVED BY SOURCE WATER SYSTEM - - - - -						27		
DENNIS MILL WS	1091003	ST. HELENA		NATL		928	0.9	
TOTAL POPULATION SERVED BY SOURCE WATER SYSTEM - - - - -						928		
DEQUINCY WS	1019008	CALCASIEU	Acid	ADJ	07/86	4800		0.8
TOTAL POPULATION SERVED BY SOURCE WATER SYSTEM - - - - -						4800		
DERIDDER WS	1011001	BEAUREGARD	Acid	ADJ	00/00	11840		0.8
TOTAL POPULATION SERVED BY SOURCE WATER SYSTEM - - - - -						11840		

POPULATION SERVED FLUORIDATED DRINKING WATER BY SOURCE SYSTEM,
CONSECUTIVE SYSTEM, AND COUNTY WITHIN STATE (AS OF 12/31/92)

LOUISIANA

WATER SYSTEMS AND CONSECUTIVE SYSTEMS SERVED	EPA ID NO	COUNTY	CHEM USED	STATUS	FLUOR START DATE	POP SERVED	NATURAL SYSTEMS NAT LEVEL	OPT LEVEL
DRY PRONG	1043003	GRANT	Acid	ADJ	05/83	1000		0.8
TOTAL POPULATION SERVED BY SOURCE WATER SYSTEM - - - - -						1000		
E LEJEUNE WS	1077021	POINTE COUPEE		NATL		120	0.9	
TOTAL POPULATION SERVED BY SOURCE WATER SYSTEM - - - - -						120		
EAST ALLEN PARISH WATER	1003011	ALLEN		NATL		2000	0.8	
TOTAL POPULATION SERVED BY SOURCE WATER SYSTEM - - - - -						2000		
EAST COLUMBIA WS	1021004	CALDWELL		NATL		3600	0.8	
TOTAL POPULATION SERVED BY SOURCE WATER SYSTEM - - - - -						3600		
ELIZABETH WS	1003002	ALLEN	Acid	ADJ	04/86	1050		0.8
TOTAL POPULATION SERVED BY SOURCE WATER SYSTEM - - - - -						1050		
ELMER-MELDER-CALCASIEU	1079006	RAPIDES		NATL		2100	0.9	
TOTAL POPULATION SERVED BY SOURCE WATER SYSTEM - - - - -						2100		
EVANGELINE #1 WS	1039004	EVANGELINE		NATL		2180	1.2	
TOTAL POPULATION SERVED BY SOURCE WATER SYSTEM - - - - -						2180		
EVANGELINE OAKS WS	1015009	BOSSIER		NATL		264	1.1	
TOTAL POPULATION SERVED BY SOURCE WATER SYSTEM - - - - -						264		
EVERGREEN	1009006	AVOYELLES		NATL		2320	2.1	
TOTAL POPULATION SERVED BY SOURCE WATER SYSTEM - - - - -						2320		
FELICIANA RURAL-REEVES-MORGO	1037011	E. FELICIANA		NATL		900	0.9	
TOTAL POPULATION SERVED BY SOURCE WATER SYSTEM - - - - -						900		
FERRIDAY WS	1029005	CONCORDIA	Acid	ADJ	00/00	4100		0.8
TOTAL POPULATION SERVED BY SOURCE WATER SYSTEM - - - - -						4100		
FITH WARD WS	1009007	AVOYELLES		NATL		5232	1.8	
TOTAL POPULATION SERVED BY SOURCE WATER SYSTEM - - - - -						5232		

POPULATION SERVED FLUORIDATED DRINKING WATER BY SOURCE SYSTEM,
CONSECUTIVE SYSTEM, AND COUNTY WITHIN STATE (AS OF 12/31/92)

LOUISIANA

WATER SYSTEMS AND CONSECUTIVE SYSTEMS SERVED	EPA ID NO	COUNTY	CHEM USED	STATUS	FLUOR START DATE	POP SERVED	NATURAL SYSTEMS NAT LEVEL	OPT LEVEL
FORT POLK AB NORTH	1115064	VERNON	Acid	ADJ	07/74	4000		0.8
TOTAL POPULATION SERVED BY SOURCE WATER SYSTEM - - - - -						4000		
FORT POLK AB SOUTH	1115065	VERNON	Acid	ADJ	07/74	21500		0.8
TOTAL POPULATION SERVED BY SOURCE WATER SYSTEM - - - - -						21500		
FRANKLINTON	1117002	WASHINGTON		NATL		4000	0.7	
TOTAL POPULATION SERVED BY SOURCE WATER SYSTEM - - - - -						4000		
FRANKLINTON RURAL WS	1117003	WASHINGTON		NATL		2000	1.1	
TOTAL POPULATION SERVED BY SOURCE WATER SYSTEM - - - - -						2000		
FRENCH SETTLEMENT WC SPRINGFLD	1063024	LIVINGSTON		NATL		916	1.1	
TOTAL POPULATION SERVED BY SOURCE WATER SYSTEM - - - - -						916		
FRENCHMAN ESTATES WS	1103059	ST. TAMMANY		NATL		157	0.7	
TOTAL POPULATION SERVED BY SOURCE WATER SYSTEM - - - - -						157		
GARDNER	1079010	RAPIDES		NATL		4000	0.7	
TOTAL POPULATION SERVED BY SOURCE WATER SYSTEM - - - - -						4000		
GILBERT-EARL HEIGHTS SID	1049029	JACKSON		NATL		25	0.9	
TOTAL POPULATION SERVED BY SOURCE WATER SYSTEM - - - - -						25		
GONZALES	1005030	ASCENSION	Acid	ADJ	11/82	7900		0.8
TOTAL POPULATION SERVED BY SOURCE WATER SYSTEM - - - - -						7900		
GRAMERCY	1093002	ST JAMES	Acid	ADJ	05/82	3200		0.8
TOTAL POPULATION SERVED BY SOURCE WATER SYSTEM - - - - -						3200		
GRETN A WS	1051003	JEFFERSON	Acid	ADJ	02/87	24160		0.8
TOTAL POPULATION SERVED BY SOURCE WATER SYSTEM - - - - -						24160		
HALFWAY-CARROLL WS	1081005	RED RIVER		NATL		720	0.9	
TOTAL POPULATION SERVED BY SOURCE WATER SYSTEM - - - - -						720		
HAMMOND HEIGHTS WS	1105010	TANGIPAHOA		NATL		2184	0.8	
TOTAL POPULATION SERVED BY SOURCE WATER SYSTEM - - - - -						2184		

POPULATION SERVED FLUORIDATED DRINKING WATER BY SOURCE SYSTEM,
CONSECUTIVE SYSTEM, AND COUNTY WITHIN STATE (AS OF 12/31/92)

LOUISIANA

WATER SYSTEMS AND CONSECUTIVE SYSTEMS SERVED	EPA ID NO	COUNTY	CHEM USED	STATUS	FLUOR START DATE	POP SERVED	NATURAL SYSTEMS NAT LEVEL	OPT LEVEL
HAUGHTON	1015011	BOSSIER	Acid	ADJ	04/82	2027		0.8
TOTAL POPULATION SERVED BY SOURCE WATER SYSTEM - - - - -						2027		
HAYNESVILLE	1027002	CLAIRBORNE	Acid	ADJ	09/85	3554		0.8
TOTAL POPULATION SERVED BY SOURCE WATER SYSTEM - - - - -						3554		
HERMITAGE COMMUNITY WS	1077012	POINTE COUPEE		NATL		400	0.9	
TOTAL POPULATION SERVED BY SOURCE WATER SYSTEM - - - - -						400		
HESSMER	1009008	AVOYELLES		NATL		3048	0.9	
TOTAL POPULATION SERVED BY SOURCE WATER SYSTEM - - - - -						3048		
HINESTON	1079012	RAPIDES		NATL		940	0.7	
TOTAL POPULATION SERVED BY SOURCE WATER SYSTEM - - - - -						940		
HORNBECK WS	1115016	VERNON	Acid	ADJ	03/90	475		0.8
TOTAL POPULATION SERVED BY SOURCE WATER SYSTEM - - - - -						475		
HORSE SHOE ROAD WS	1119015	WEBSTER		NATL		150	0.7	
TOTAL POPULATION SERVED BY SOURCE WATER SYSTEM - - - - -						150		
HOUMA	1109001	TERREBONNE	Acid	ADJ	11/56	30000		0.8
TOTAL POPULATION SERVED BY SOURCE WATER SYSTEM - - - - -						30000		
HOUSTON RIVER WATER DIST	1019119	CALCASIEU	Acid	ADJ	00/00	600		0.8
TOTAL POPULATION SERVED BY SOURCE WATER SYSTEM - - - - -						600		
HUNTINGTON PARK WS	1073018	OUACHITA		NATL		844	0.7	
TOTAL POPULATION SERVED BY SOURCE WATER SYSTEM - - - - -						844		
IBERVILLE WATER DIST #4	1047024	IBERVILLE		NATL		1900	0.8	
VILLAGE OF GROSSE TETE	1047001	IBERVILLE		CONS		976		
TOTAL POPULATION SERVED BY SOURCE WATER SYSTEM - - - - -						2876		
JACKSON	1037006	EAST FELICIANA	Acid	ADJ	12/84	2129		0.8
TOTAL POPULATION SERVED BY SOURCE WATER SYSTEM - - - - -						2129		

POPULATION SERVED FLUORIDATED DRINKING WATER BY SOURCE SYSTEM,
CONSECUTIVE SYSTEM, AND COUNTY WITHIN STATE (AS OF 12/31/92)

LOUISIANA

WATER SYSTEMS AND CONSECUTIVE SYSTEMS SERVED	EPA ID NO	COUNTY	CHEM USED	STATUS	FLUOR START DATE	POP SERVED	NATURAL SYSTEMS NAT LEVEL	OPT LEVEL
JEFFERSON PARISH WW 1	1051001	JEFFERSON	Acid	ADJ	02/83	343456		0.8
TOTAL POPULATION SERVED BY SOURCE WATER SYSTEM - - - - -						343456		
JEFFERSON PARISH WW 2	1051004	JEFFERSON	Acid	ADJ	02/83	186796		0.8
TOTAL POPULATION SERVED BY SOURCE WATER SYSTEM - - - - -						186796		
JENKINS COMMUNITY WS	1119016	WEBSTER		NATL		980	0.8	
TOTAL POPULATION SERVED BY SOURCE WATER SYSTEM - - - - -						980		
JENNINGS	1053003	JEFFERSON DAVIS	Acid	ADJ	05/83	12700		0.8
TOTAL POPULATION SERVED BY SOURCE WATER SYSTEM - - - - -						12700		
JOYCE WS	1127008	WINN		NATL		720	0.9	
TOTAL POPULATION SERVED BY SOURCE WATER SYSTEM - - - - -						720		
KINDER	1003005	ALLEN		NATL		2665	2.3	
TOTAL POPULATION SERVED BY SOURCE WATER SYSTEM - - - - -						2665		
KOLIN-RUBY WISE WW	1079023	RAPIDES	Acid	ADJ	12/83	3744		0.8
RUBY ROAD WATER SYSTEM	1009018	AUOYELLES		CONS		160		
TOTAL POPULATION SERVED BY SOURCE WATER SYSTEM - - - - -						3904		
KROTZ SPRINGS WS	1097028	ST LANDRY		NATL		460	1.6	
TOTAL POPULATION SERVED BY SOURCE WATER SYSTEM - - - - -						460		
LA COMPTE	1079014	RAPIDES		NATL		3200	0.7	
TOTAL POPULATION SERVED BY SOURCE WATER SYSTEM - - - - -						3200		
LAFOURCHE WATER WORKS #1	1057001	LAFOURCHE	Acid	ADJ	01/54	86000		0.8
GRAND ISLE	1051002	JEFFERSON		CONS		3000		
TOTAL POPULATION SERVED BY SOURCE WATER SYSTEM - - - - -						89000		
LAKE CHARLES	1019029	CALCASIEU	Acid	ADJ	06/84	80000		0.8
TOTAL POPULATION SERVED BY SOURCE WATER SYSTEM - - - - -						80000		
LAKE PROVIDENCE	1035002	EAST CARROLL		NATL		7200	0.7	

POPULATION SERVED FLUORIDATED DRINKING WATER BY SOURCE SYSTEM,
CONSECUTIVE SYSTEM, AND COUNTY WITHIN STATE (AS OF 12/31/92)

LOUISIANA

WATER SYSTEMS AND CONSECUTIVE SYSTEMS SERVED	EPA ID NO	COUNTY	CHEM USED	STATUS	FLUOR START DATE	POP SERVED	NATURAL SYSTEMS NAT LEVEL	OPT LEVEL
EAST CARROLL WS (NORTH)	1035006	EAST CARROLL		CONS		220		
TOTAL POPULATION SERVED BY SOURCE WATER SYSTEM - - - - -						7420		
LAKE ST JOHN WS	1029006	CONCORDIA		NATL		2140	1.4	
NORTH LAKE ST JOHN WS	1029014	CONCORDIA		CONS		160		
TOTAL POPULATION SERVED BY SOURCE WATER SYSTEM - - - - -						2300		
LEESVILLE WS	1115019	VERNON	Acid	ADJ	12/86	9354		0.8
NEW LLANO WS	1115022	VERNON		CONS		4400		
TOTAL POPULATION SERVED BY SOURCE WATER SYSTEM - - - - -						13754		
LINK TRAILER PARK	1115097	VERNON		NATL		56	1.0	
TOTAL POPULATION SERVED BY SOURCE WATER SYSTEM - - - - -						56		
LIVONA	1077022	POINTE COUPEE		NATL		1924	0.7	
TOTAL POPULATION SERVED BY SOURCE WATER SYSTEM - - - - -						1924		
LOCKPORT WATER PLANT	1057002	LAFOURCHE	Acid	ADJ	04/54	2503		0.8
TOTAL POPULATION SERVED BY SOURCE WATER SYSTEM - - - - -						2503		
LUTCHER	1093003	ST JAMES	Acid	ADJ	05/82	4781		0.8
TOTAL POPULATION SERVED BY SOURCE WATER SYSTEM - - - - -						4781		
M&S WS	1077024	POINTE COUPEE		NATL		1760	1.3	
TOTAL POPULATION SERVED BY SOURCE WATER SYSTEM - - - - -						1760		
MAMOU	1039005	EVANGELINE		NATL		3248	2.9	
TOTAL POPULATION SERVED BY SOURCE WATER SYSTEM - - - - -						3248		
MAMOU ROAD WS	1097018	ST. LANDRY		NATL		1800	0.8	
TOTAL POPULATION SERVED BY SOURCE WATER SYSTEM - - - - -						1800		
MARTINEZ WATER SYSTEM	1085045	SABINE		NATL		160	0.8	
TOTAL POPULATION SERVED BY SOURCE WATER SYSTEM - - - - -						160		
MAY ROAD WS	1063044	LIVINGSTON		NATL		660	0.7	
TOTAL POPULATION SERVED BY SOURCE WATER SYSTEM - - - - -						660		

POPULATION SERVED FLUORIDATED DRINKING WATER BY SOURCE SYSTEM,
CONSECUTIVE SYSTEM, AND COUNTY WITHIN STATE (AS OF 12/31/92)

LOUISIANA

WATER SYSTEMS AND CONSECUTIVE SYSTEMS SERVED	EPA ID NO	COUNTY	CHEM USED	STATUS	FLUOR START DATE	POP SERVED	NATURAL NAT LEVEL	SYSTEMS OPT LEVEL
MIDWAY WS	1097008	ST. LANDRY		NATL		48	0.7	
TOTAL POPULATION SERVED BY SOURCE WATER SYSTEM - - - - -						48		
MILL ROAD APTS WS	1031022	DESOTO		NATL		35	2.8	
TOTAL POPULATION SERVED BY SOURCE WATER SYSTEM - - - - -						35		
MOREAUVILLE	1009012	AVOYELLES	Acid	ADJ	05/82	996		0.8
TOTAL POPULATION SERVED BY SOURCE WATER SYSTEM - - - - -						996		
MORGANZA WS	1077025	POINTE COUPEE	Acid	ADJ	03/87	1000		0.8
TOTAL POPULATION SERVED BY SOURCE WATER SYSTEM - - - - -						1000		
NATCHITOCHES	1069007	NATCHITOCHES	Acid	ADJ	04/85	19000		0.8
TOTAL POPULATION SERVED BY SOURCE WATER SYSTEM - - - - -						19000		
NEW ORLEANS - ALGIERS PLANT	1071001	ORLEANS	Acid	ADJ	06/74	56707		0.8
TOTAL POPULATION SERVED BY SOURCE WATER SYSTEM - - - - -						56707		
NEW ORLEANS - CARROLTON PLANT	1071009	ORLEANS	Acid	ADJ	06/74	440229		0.8
TOTAL POPULATION SERVED BY SOURCE WATER SYSTEM - - - - -						440229		
NEW ROADS	1077026	POINTE COUPEE	Acid	ADJ	05/82	5471		0.8
TOTAL POPULATION SERVED BY SOURCE WATER SYSTEM - - - - -						5471		
NOBLE	1085017	SABINE		NATL		396	2.4	
TOTAL POPULATION SERVED BY SOURCE WATER SYSTEM - - - - -						396		
NORTH FRANKLIN WS	1041003	FRANKLIN	Acid	ADJ	00/00	4788		0.8
TOTAL POPULATION SERVED BY SOURCE WATER SYSTEM - - - - -						4788		
ONELLIONS TRAILER PARK	1053010	JEFF DAVIS		NATL		75	1.0	
TOTAL POPULATION SERVED BY SOURCE WATER SYSTEM - - - - -						75		
PALMETTO	1097011	ST. LANDRY		NATL		800	0.8	
TOTAL POPULATION SERVED BY SOURCE WATER SYSTEM - - - - -						800		
PARISH W COMPANY WS	1033019	EAST BATON ROUGE		NATL		78200	0.7	
TOTAL POPULATION SERVED BY SOURCE WATER SYSTEM - - - - -						78200		

POPULATION SERVED FLUORIDATED DRINKING WATER BY SOURCE SYSTEM,
CONSECUTIVE SYSTEM, AND COUNTY WITHIN STATE (AS OF 12/31/92)

LOUISIANA

WATER SYSTEMS AND CONSECUTIVE SYSTEMS SERVED	EPA ID NO	COUNTY	CHEM USED	STATUS	FLUOR START DATE	POP SERVED	NATURAL SYSTEMS NAT LEVEL	OPT LEVEL
PEARL PLANTATION TOWNHOUSE	1103131	ST. TAMMANY			NATL	45	1.6	
TOTAL POPULATION SERVED BY SOURCE WATER SYSTEM - - - - -						45		
PEOPLES WATER CO OF LA	1005035	ASCENSION	Acid	ADJ	06/83	9861		0.8
ASCENSION PARISH WW DIST #4	1005045	ASCENSION		CONS		704		
TOTAL POPULATION SERVED BY SOURCE WATER SYSTEM - - - - -						10565		
PINE HILL WS #8	1017027	CADDO	Acid	ADJ	12/87	4130		0.8
TOTAL POPULATION SERVED BY SOURCE WATER SYSTEM - - - - -						4130		
PINE THICKET MHP	1085047	SABINE			NATL	80	0.8	
TOTAL POPULATION SERVED BY SOURCE WATER SYSTEM - - - - -						80		
PINEVILLE	1079016	RAPIDES			NATL	22400	0.8	
TOTAL POPULATION SERVED BY SOURCE WATER SYSTEM - - - - -						22400		
PIRATES HARBOR WS	1103065	ST. TAMMANY			NATL	200	0.7	
TOTAL POPULATION SERVED BY SOURCE WATER SYSTEM - - - - -						200		
PLAIN DEALING	1015016	BOSSIER			NATL	1920	1.5	
TOTAL POPULATION SERVED BY SOURCE WATER SYSTEM - - - - -						1920		
PLAUCHEVILLE	1009013	AVOYELLES	Acid	ADJ	05/82	3840		0.8
TOTAL POPULATION SERVED BY SOURCE WATER SYSTEM - - - - -						3840		
POINTE BLUE WS	1039006	EVANGELINE			NATL	2100	0.7	
TOTAL POPULATION SERVED BY SOURCE WATER SYSTEM - - - - -						2100		
PONDEROSA	1103077	ST. TAMMANY			NATL	50	0.8	
TOTAL POPULATION SERVED BY SOURCE WATER SYSTEM - - - - -						50		
POWHATAN	1069008	NATCHITOCHES			NATL	328	1.1	
TOTAL POPULATION SERVED BY SOURCE WATER SYSTEM - - - - -						328		
PRAIRIE ROAD WS	1073040	OUACHITA			NATL	2600	0.8	
TOTAL POPULATION SERVED BY SOURCE WATER SYSTEM - - - - -						2600		

POPULATION SERVED FLUORIDATED DRINKING WATER BY SOURCE SYSTEM,
CONSECUTIVE SYSTEM, AND COUNTY WITHIN STATE (AS OF 12/31/92)

LOUISIANA

WATER SYSTEMS AND CONSECUTIVE SYSTEMS SERVED	EPA ID NO	COUNTY	CHEM USED	STATUS	FLUOR START DATE	POP SERVED	NATURAL NAT LEVEL	SYSTEMS OPT LEVEL
RAPIDES ISLAND WS	1079020	RAPIDES		NATL		5200	1.9	
TOTAL POPULATION SERVED BY SOURCE WATER SYSTEM - - - - -						5200		
RAVENWOOD SID	1103080	ST. TAMMANY		NATL		50	0.8	
TOTAL POPULATION SERVED BY SOURCE WATER SYSTEM - - - - -						50		
REDELL VIDRINE WS	1039007	EVANGELINE		NATL		2000	2.0	
TOTAL POPULATION SERVED BY SOURCE WATER SYSTEM - - - - -						2000		
ROCKY BRANCH WS	1111013	UNION		NATL		1420	0.8	
TOTAL POPULATION SERVED BY SOURCE WATER SYSTEM - - - - -						1420		
RODESSA	1017028	CADDO		NATL		420	0.7	
TOTAL POPULATION SERVED BY SOURCE WATER SYSTEM - - - - -						420		
ROSEDALE	1047006	IBERVILLE		NATL		820	0.7	
TOTAL POPULATION SERVED BY SOURCE WATER SYSTEM - - - - -						820		
S LA GLOBALPLEX TERMINAL	2095002	ST. JOHN	Acid	ADJ	00/00	25		0.8
TOTAL POPULATION SERVED BY SOURCE WATER SYSTEM - - - - -						25		
SALINE	1013014	BIENVILLE		NATL		315	0.8	
TOTAL POPULATION SERVED BY SOURCE WATER SYSTEM - - - - -						315		
SAVOY SWORDS WD	1097024	ST. LANDRY		NATL		4300	0.8	
TOTAL POPULATION SERVED BY SOURCE WATER SYSTEM - - - - -						4300		
SHADY ACRES TRAILER PARK	1079029	RAPIDES		NATL		81	0.9	
TOTAL POPULATION SERVED BY SOURCE WATER SYSTEM - - - - -						81		
SHADY LANE TRAILER PARK	1103104	ST. TAMMANY		NATL		80	1.5	
TOTAL POPULATION SERVED BY SOURCE WATER SYSTEM - - - - -						80		
SHREVEPORT	1017031	CADDO	Acid	ADJ	06/80	210000		0.8
BARKSDALE AFB	1015022	CADDO		CONS		8000		
DIXIE GARDEN WS	1017075	CADDO		CONS		760		

POPULATION SERVED FLUORIDATED DRINKING WATER BY SOURCE SYSTEM,
CONSECUTIVE SYSTEM, AND COUNTY WITHIN STATE (AS OF 12/31/92)

LOUISIANA

WATER SYSTEMS AND CONSECUTIVE SYSTEMS SERVED	EPA ID NO	COUNTY	CHEM USED	STATUS	FLUOR START DATE	POP SERVED	NATURAL SYSTEMS NAT LEVEL	OPT LEVEL
LAKEVIEW WATER SYSTEM	1017019	CADDO		CONS		700		
TOTAL POPULATION SERVED BY SOURCE WATER SYSTEM - - - - -						219460		
SICILY ISLAND	1025009	CATAHOULA	Acid	ADJ	06/82	675		0.8
TOTAL POPULATION SERVED BY SOURCE WATER SYSTEM - - - - -						675		
SIKES	1127010	WINN		NATL		220		0.9
TOTAL POPULATION SERVED BY SOURCE WATER SYSTEM - - - - -						220		
SOUTH BEAUREGARD WS	1011008	BEAUREGARD		NATL		9958		0.7
TOTAL POPULATION SERVED BY SOURCE WATER SYSTEM - - - - -						9958		
SOUTH MERRYVILLE WS	1011009	BEAUREGARD		NATL		720		0.7
TOTAL POPULATION SERVED BY SOURCE WATER SYSTEM - - - - -						720		
SOUTHGATE MHP	1015024	BOSSIER		NATL		236		0.8
TOTAL POPULATION SERVED BY SOURCE WATER SYSTEM - - - - -						236		
SOUTHWEST ALLEN WW #2	1003009	ALLEN	Acid	ADJ	02/86	3300		0.8
TOTAL POPULATION SERVED BY SOURCE WATER SYSTEM - - - - -						3300		
SOUTHWEST OUACHITA WS	1073047	OUACHITA		NATL		6800		1.1
TOTAL POPULATION SERVED BY SOURCE WATER SYSTEM - - - - -						6800		
SPORTSMAN'S PARADISE WS	1085034	SABINE		NATL		100		0.8
TOTAL POPULATION SERVED BY SOURCE WATER SYSTEM - - - - -						100		
SPRING CREEK SID	1049028	JACKSON		NATL		124		1.4
TOTAL POPULATION SERVED BY SOURCE WATER SYSTEM - - - - -						124		
SPRINGFIELD TERRACE SUBD WS	1063035	LIVINGSTON		NATL		376		1.1
TOTAL POPULATION SERVED BY SOURCE WATER SYSTEM - - - - -						376		
SPRINGHILL	1119028	WEBSTER	Acid	ADJ	04/83	6512		0.8
TOTAL POPULATION SERVED BY SOURCE WATER SYSTEM - - - - -						6512		
ST CHARLES PARISH WW 1	1089001	ST CHARLES	Acid	ADJ	06/82	21743		0.8
TOTAL POPULATION SERVED BY SOURCE WATER SYSTEM - - - - -						21743		

POPULATION SERVED FLUORIDATED DRINKING WATER BY SOURCE SYSTEM,
CONSECUTIVE SYSTEM, AND COUNTY WITHIN STATE (AS OF 12/31/92)

LOUISIANA

WATER SYSTEMS AND CONSECUTIVE SYSTEMS SERVED	EPA ID NO	COUNTY	CHEM USED	STATUS	FLUOR START DATE	POP SERVED	NATURAL SYSTEMS NAT LEVEL	OPT LEVEL
ST CHARLES PARISH WW 2	1089002	ST CHARLES	Acid	ADJ	06/82	20694		0.8
TOTAL POPULATION SERVED BY SOURCE WATER SYSTEM - - - - -						20694		
ST JAMES PARISH WW 1	1093004	ST JAMES	Acid	ADJ	05/82	8000		0.8
TOTAL POPULATION SERVED BY SOURCE WATER SYSTEM - - - - -						8000		
ST JAMES PARISH WW 2	1093005	ST JAMES	Acid	ADJ	05/82	12000		0.8
ASCENSION PARISH WW DIST #2	1005001	ASCENSION		CONS		1520		
PLEASURE BEND WS	1095006	ST. JOHN		CONS		500		
TOTAL POPULATION SERVED BY SOURCE WATER SYSTEM - - - - -						14020		
ST JOHN THE BAPTIST PAR WW 1	1095003	ST JOHN THE BAPTIST	Acid	ADJ	06/83	36500		0.8
TOTAL POPULATION SERVED BY SOURCE WATER SYSTEM - - - - -						36500		
ST JOHN THE BAPTIST PAR WW 2	1095002	ST JOHN THE BAPTIST	Acid	ADJ	06/83	3720		0.8
TOTAL POPULATION SERVED BY SOURCE WATER SYSTEM - - - - -						3720		
ST MARY WW DIST 5	1101010	ST MARY	Acid	ADJ	04/85	6500		0.8
TOTAL POPULATION SERVED BY SOURCE WATER SYSTEM - - - - -						6500		
ST. MARY W W DIST. #3	1101009	ST. MARY	Acid	ADJ	12/92	4400		0.8
TOTAL POPULATION SERVED BY SOURCE WATER SYSTEM - - - - -						4400		
STANLEY WS	1031016	DE SOTO		NATL		400	3.8	
TOTAL POPULATION SERVED BY SOURCE WATER SYSTEM - - - - -						400		
STRICKLAND TRAILER PARK WS	1103040	ST. TAMMANY		NATL		98	0.7	
TOTAL POPULATION SERVED BY SOURCE WATER SYSTEM - - - - -						98		
SULPHUR WS	1019044	CALCASIEU	Acid	ADJ	00/00	19466		0.8
TOTAL POPULATION SERVED BY SOURCE WATER SYSTEM - - - - -						19466		
TERREBONNE WATER WORKS	1109002	TERREBONNE	Acid	ADJ	11/56	74592		0.8
TOTAL POPULATION SERVED BY SOURCE WATER SYSTEM - - - - -						74592		
THIBODAUX	1057003	LAFOURCHE	Acid	ADJ	10/56	15810		0.8
TOTAL POPULATION SERVED BY SOURCE WATER SYSTEM - - - - -						15810		

POPULATION SERVED FLUORIDATED DRINKING WATER BY SOURCE SYSTEM,
CONSECUTIVE SYSTEM, AND COUNTY WITHIN STATE (AS OF 12/31/92)

LOUISIANA

WATER SYSTEMS AND CONSECUTIVE SYSTEMS SERVED	EPA ID NO	COUNTY	CHEM USED	STATUS	FLUOR START DATE	POP SERVED	NATURAL SYSTEMS NAT LEVEL	OPT LEVEL
TOWN OF COTTONPORT	1009005	AUOYELLES	Acid	ADJ	00/00	2500		0.8
COTTONPORT PRISON	1009019	AUOYELLES		CONS		760		
TOTAL POPULATION SERVED BY SOURCE WATER SYSTEM - - - - -						3260		
TOWN OF WHITE CASTLE	1047009	IBERVILLE	Acid	ADJ	10/91	3000		0.8
TOTAL POPULATION SERVED BY SOURCE WATER SYSTEM - - - - -						3000		
TURKEY CREEK	1039013	EVANGELINE		NATL		6000	1.7	
TOTAL POPULATION SERVED BY SOURCE WATER SYSTEM - - - - -						6000		
VETERANS ADMINISTRATION	1079028	RAPIDES		NATL		2000	1.2	
TOTAL POPULATION SERVED BY SOURCE WATER SYSTEM - - - - -						2000		
VIC'S TRAILER PARK WS	1103045	ST. TAMMANY		NATL		50	0.7	
TOTAL POPULATION SERVED BY SOURCE WATER SYSTEM - - - - -						50		
VIDALIA	1029011	CONCORDIA	Acid	ADJ	09/84	6000		0.8
TOTAL POPULATION SERVED BY SOURCE WATER SYSTEM - - - - -						6000		
VILLAGE ACADIAN	1103107	ST. TAMMANY		NATL		102	0.8	
TOTAL POPULATION SERVED BY SOURCE WATER SYSTEM - - - - -						102		
VILLAGE OF MANSURA	1009010	AUOYELLES	Acid	ADJ	00/00	2104		0.8
WARD 3 AUOYELLES WW DIST	1009017	AUOYELLES		CONS		3000		
TOTAL POPULATION SERVED BY SOURCE WATER SYSTEM - - - - -						5104		
VINTON WS	1019048	CALCASIEU	Acid	ADJ	00/00	4960		0.8
TOTAL POPULATION SERVED BY SOURCE WATER SYSTEM - - - - -						4960		
WARD FOUR WATER DEPT	1115071	VERNON		NATL		9200	0.9	
TOTAL POPULATION SERVED BY SOURCE WATER SYSTEM - - - - -						9200		
WATERSIDE SUBD WS	1073021	OUACHITA		NATL		316	0.7	
TOTAL POPULATION SERVED BY SOURCE WATER SYSTEM - - - - -						316		
WELSH	1053006	JEFFERSON DAVIS	Acid	ADJ	05/85	3300		0.8
TOTAL POPULATION SERVED BY SOURCE WATER SYSTEM - - - - -						3300		

POPULATION SERVED FLUORIDATED DRINKING WATER BY SOURCE SYSTEM,
CONSECUTIVE SYSTEM, AND COUNTY WITHIN STATE (AS OF 12/31/92)

LOUISIANA

WATER SYSTEMS AND CONSECUTIVE SYSTEMS SERVED	EPA ID NO	COUNTY	CHEM USED	STATUS	FLUOR START DATE	POP SERVED	NATURAL SYSTEMS NAT LEVEL	OPT LEVEL
WEST ALLEN PARISH WATER	1003010	ALLEN			NATL	2500	1.3	
TOTAL POPULATION SERVED BY SOURCE WATER SYSTEM - - - - -						2500		
WHITEHALL WS	1059012	LA SALLE			NATL	672	0.7	
TOTAL POPULATION SERVED BY SOURCE WATER SYSTEM - - - - -						672		
WOODWORTH	1079027	RAPIDES			NATL	1076	2.1	
TOTAL POPULATION SERVED BY SOURCE WATER SYSTEM - - - - -						1076		
Y & L TRAILER PARK	1115086	VERNON			NATL	80	1.3	
TOTAL POPULATION SERVED BY SOURCE WATER SYSTEM - - - - -						80		
ZWOLLE	1085032	SABINE			NATL	2900	1.4	
TOTAL POPULATION SERVED BY SOURCE WATER SYSTEM - - - - -						2900		

STATE SUMMARY DATA AS OF 12/31/92

MAINE

SYSTEM SIZE CLASSIFICATION

	FLUORIDATED SYSTEMS		PUBLIC WATER SYSTEMS	
	NUMBER OF SYSTEMS	TOTAL POPULATION	NUMBER OF SYSTEMS	TOTAL POPULATION
=<1,000	8	2,882	298	32,000
1,001-5,000	37	88,353	110	199,000
5,001-10,000	9	65,580	12	83,000
10,001-50,000	12	282,451	15	341,000
50,001-100,000	0	0	0	0
>100,000	0	0	1	132,000
TOTAL	66	439,266	436	787,000

FLUORIDATED SYSTEM CLASSIFICATION

	NUMBER	POPULATION	PERCENTAGE (POP.)
ADJUSTED	62	415,765	94.6
CONSECUTIVE	4	23,501	5.4
NATURAL	0	0	0.0
TOTAL	66	439,266	

SCHOOLS, INDIAN AND MILITARY SYSTEMS

	ADJUSTED		NATURAL	
	NUMBER	POP.	NUMBER	POP.
TOTAL SCHOOLS	0	0	0	0
INDIAN SYSTEMS	4	1,225	0	0
INDIAN SCHOOLS	0	0	0	0
MILITARY SYSTEMS	2	10,200	0	0

CHEMICAL USAGE OF FLUORIDATING SYSTEMS

	NUMBER	POPULATION
SODIUM FLUORIDE	28	81,940
SODIUM SILICOFLUORIDE	2	72,500
HYDROFLUOSILICIC ACID	36	284,826

POPULATION SERVED FLUORIDATED DRINKING WATER BY SOURCE SYSTEM,
CONSECUTIVE SYSTEM, AND COUNTY WITHIN STATE (AS OF 12/31/92)

MAINE

WATER SYSTEMS AND CONSECUTIVE SYSTEMS SERVED	EPA ID NO	COUNTY	CHEM USED	STATUS	FLUOR START DATE	POP SERVED	NATURAL SYSTEMS NAT LEVEL	OPT LEVEL
ANSON WD	0090040	SOMERSET	Acid	ADJ	/83	1376		1.2
TOTAL POPULATION SERVED BY SOURCE WATER SYSTEM - - - - -						1376		
ASHLAND WTR & SWR DIST	0090060	AROOSTOOK	NaF	ADJ	10/66	1103		1.2
TOTAL POPULATION SERVED BY SOURCE WATER SYSTEM - - - - -						1103		
AUBURN WTR DIST	0090070	ANDROSCOGGIN	Acid	ADJ	08/69	18360		1.2
TOTAL POPULATION SERVED BY SOURCE WATER SYSTEM - - - - -						18360		
BAILEYVILLE UTIL DIST	0090100	WASHINGTON	Acid	ADJ	04/55	2188		1.2
TOTAL POPULATION SERVED BY SOURCE WATER SYSTEM - - - - -						2188		
BANGOR WTR DIST	0090110	PENOBSCOT	Acid	ADJ	12/54	38340		1.2
HAMPDEN	0090660	PENOBSCOT		CONS		4276		
ORONO-VEAZIE WD	0091210	PENOBSCOT		CONS		18000		
TOTAL POPULATION SERVED BY SOURCE WATER SYSTEM - - - - -						60616		
BAR HARBOR WTR CO	0090120	HANCOCK	Acid	ADJ	12/63	4606		1.2
TOTAL POPULATION SERVED BY SOURCE WATER SYSTEM - - - - -						4606		
BATH WTR DIST	0090130	SAGadahoc	Acid	ADJ	09/69	11732		1.2
WISCASSET	0091660	LINCOLN		CONS		1225		
TOTAL POPULATION SERVED BY SOURCE WATER SYSTEM - - - - -						12957		
BELFAST WTR DIST	0090140	WALDO	NaF	ADJ	09/60	5344		1.2
TOTAL POPULATION SERVED BY SOURCE WATER SYSTEM - - - - -						5344		
BETHEL WTR DIST	0090160	OXFORD	NaF	ADJ	12/70	1292		1.2
TOTAL POPULATION SERVED BY SOURCE WATER SYSTEM - - - - -						1292		
BIDDEFORD - SACO WTR CO	0090170	YORK	Acid	ADJ	07/88	42211		1.2
TOTAL POPULATION SERVED BY SOURCE WATER SYSTEM - - - - -						42211		
BREWER WTR DIST	0090220	PENOBSCOT	NaF	ADJ	06/67	9000		1.2
TOTAL POPULATION SERVED BY SOURCE WATER SYSTEM - - - - -						9000		
BRIDGTON WTR DIST	0090230	CUMBERLAND	NaF	ADJ	10/63	2196		1.2
TOTAL POPULATION SERVED BY SOURCE WATER SYSTEM - - - - -						2196		

POPULATION SERVED FLUORIDATED DRINKING WATER BY SOURCE SYSTEM,
CONSECUTIVE SYSTEM, AND COUNTY WITHIN STATE (AS OF 12/31/92)

MAINE

WATER SYSTEMS AND CONSECUTIVE SYSTEMS SERVED	EPA ID NO	COUNTY	CHEM USED	STATUS	FLUOR START DATE	POP SERVED	NATURAL SYSTEMS NAT LEVEL	OPT LEVEL
BRUNSWICK-TOPSHAM WD	0090260	CUMBERLAND	NaF	ADJ	08/55	20000		1.2
TOTAL POPULATION SERVED BY SOURCE WATER SYSTEM - - - - -						20000		
BUCKSPORT WTR CO	0090280	HANCOCK	Acid	ADJ	12/69	2500		1.2
TOTAL POPULATION SERVED BY SOURCE WATER SYSTEM - - - - -						2500		
CAMDEN-ROCKLAND WC	0090300	KNOX	Acid	ADJ	12/69	22900		1.2
TOTAL POPULATION SERVED BY SOURCE WATER SYSTEM - - - - -						22900		
CARIBOU WTR WKS CORP	0090320	AROOSTOOK	Acid	ADJ	11/59	6100		1.2
TOTAL POPULATION SERVED BY SOURCE WATER SYSTEM - - - - -						6100		
CUTLER NAVAL	0098550	WASHINGTON	NaF	ADJ	06/66	200		1.2
TOTAL POPULATION SERVED BY SOURCE WATER SYSTEM - - - - -						200		
DAMARISCOTTA-NEWCASTLE WC	0090410	LINCOLN	NaF	ADJ	03/71	1712		1.2
TOTAL POPULATION SERVED BY SOURCE WATER SYSTEM - - - - -						1712		
DEXTER	0090440	PENOBSCOT	NaF	ADJ	00/84	3160		1.2
TOTAL POPULATION SERVED BY SOURCE WATER SYSTEM - - - - -						3160		
DIXFIELD LT & WTR	0090460	OXFORD	NaF	ADJ	09/71	2200		1.2
TOTAL POPULATION SERVED BY SOURCE WATER SYSTEM - - - - -						2200		
EAGLE LAKE WS DIST	0090480	AROOSTOOK	NaF	ADJ	11/74	712		1.2
TOTAL POPULATION SERVED BY SOURCE WATER SYSTEM - - - - -						712		
EAST MILLINOCKET WW	0091150	PENOBSCOT	Acid	ADJ	04/66	2500		1.2
TOTAL POPULATION SERVED BY SOURCE WATER SYSTEM - - - - -						2500		
EASTPORT WTR CO	0090510	WASHINGTON	Acid	ADJ	12/69	2884		1.2
TOTAL POPULATION SERVED BY SOURCE WATER SYSTEM - - - - -						2884		
ELLSWORTH WTR CO	0090520	HANCOCK	Acid	ADJ	10/69	5000		1.2
TOTAL POPULATION SERVED BY SOURCE WATER SYSTEM - - - - -						5000		

POPULATION SERVED FLUORIDATED DRINKING WATER BY SOURCE SYSTEM,
CONSECUTIVE SYSTEM, AND COUNTY WITHIN STATE (AS OF 12/31/92)

MAINE

WATER SYSTEMS AND CONSECUTIVE SYSTEMS SERVED	EPA ID NO	COUNTY	CHEM USED	STATUS	FLUOR START DATE	POP SERVED	NATURAL NAT LEVEL	SYSTEMS OPT LEVEL
FORT FAIRFIELD UTIL DIST	0090550	AROOSTOOK	Acid	ADJ	12/59	2812		1.2
TOTAL POPULATION SERVED BY SOURCE WATER SYSTEM - - - - -						2812		
FORT KENT MUN WTR	0090560	AROOSTOOK	NaF	ADJ	02/72	1796		1.2
TOTAL POPULATION SERVED BY SOURCE WATER SYSTEM - - - - -						1796		
FRYEBURG WATER CO	0090600	OXFORD	NaF	ADJ	11/71	1896		1.2
EAST CONWAY, NH	0511020	CARROL		CONS		0		
TOTAL POPULATION SERVED BY SOURCE WATER SYSTEM - - - - -						1896		
GARDINER WTR DIST	0090610	KENNEBEC	Acid	ADJ	03/73	10888		1.2
TOTAL POPULATION SERVED BY SOURCE WATER SYSTEM - - - - -						10888		
GUILFORD-SANGERVILLE	0090640	PISCATAQUIS	Acid	ADJ	12/72	2136		1.2
TOTAL POPULATION SERVED BY SOURCE WATER SYSTEM - - - - -						2136		
HOULTON WTR CO	0090700	AROOSTOOK	Acid	ADJ	12/68	6360		1.2
TOTAL POPULATION SERVED BY SOURCE WATER SYSTEM - - - - -						6360		
INDIAN TWP HOUSING AUTH	0090718	WASHINGTON	NaF	ADJ	00/84	1225		1.2
TOTAL POPULATION SERVED BY SOURCE WATER SYSTEM - - - - -						1225		
ISLAND FALLS WTR CO	0090720	AROOSTOOK	Acid	ADJ	12/67	970		1.2
TOTAL POPULATION SERVED BY SOURCE WATER SYSTEM - - - - -						970		
JACKMAN WTR DIST	0090730	SOMERSET	NaF	ADJ	04/64	1272		1.2
TOTAL POPULATION SERVED BY SOURCE WATER SYSTEM - - - - -						1272		
KENNEBEC WTR DIST	0090750	KENNEBEC	NaSiF6	ADJ	01/65	30000		1.2
TOTAL POPULATION SERVED BY SOURCE WATER SYSTEM - - - - -						30000		
LEWISTON WTR DIST	0090830	ANDROSCOGGIN	NaSiF6	ADJ	05/70	42500		1.2
TOTAL POPULATION SERVED BY SOURCE WATER SYSTEM - - - - -						42500		
LIMESTONE WTR D.	0090840	AROOSTOOK	Acid	ADJ	07/87	1000		1.2
TOTAL POPULATION SERVED BY SOURCE WATER SYSTEM - - - - -						1000		

POPULATION SERVED FLUORIDATED DRINKING WATER BY SOURCE SYSTEM,
CONSECUTIVE SYSTEM, AND COUNTY WITHIN STATE (AS OF 12/31/92)

MAINE

WATER SYSTEMS AND CONSECUTIVE SYSTEMS SERVED	EPA ID NO	COUNTY	CHEM USED	STATUS	FLUOR START DATE	POP SERVED	NATURAL SYSTEMS NAT LEVEL	OPT LEVEL
LORING AFB I	0090915	AROOSTOOK	Acid	ADJ	/58	10000		1.2
TOTAL POPULATION SERVED BY SOURCE WATER SYSTEM - - - - -						10000		
LUBEC W & EL	0090900	WASHINGTON	NaF	ADJ	03/72	2408		1.2
TOTAL POPULATION SERVED BY SOURCE WATER SYSTEM - - - - -						2408		
MACHIAS WTR CO	0090910	WASHINGTON	NaF	ADJ	04/66	1692		1.2
TOTAL POPULATION SERVED BY SOURCE WATER SYSTEM - - - - -						1692		
MADAWASKA WTR DIST	0090920	AROOSTOOK	Acid	ADJ	04/60	3868		1.2
TOTAL POPULATION SERVED BY SOURCE WATER SYSTEM - - - - -						3868		
MADISON WTR D.	0090930	SOMERSET	Acid	ADJ	01/83	4018		1.2
TOTAL POPULATION SERVED BY SOURCE WATER SYSTEM - - - - -						4018		
MARS HILL - BLAINE WC	0090940	AROOSTOOK	Acid	ADJ	11/71	1956		1.2
TOTAL POPULATION SERVED BY SOURCE WATER SYSTEM - - - - -						1956		
MECHANIC FALLS WTR CO	0090960	ANDROSCOGGIN	Acid	ADJ	10/71	1976		1.2
TOTAL POPULATION SERVED BY SOURCE WATER SYSTEM - - - - -						1976		
MEXICO WTR DIST	0090970	OXFORD	NaF	ADJ	01/67	4912		1.2
TOTAL POPULATION SERVED BY SOURCE WATER SYSTEM - - - - -						4912		
MILLINOCKET WTR DIST	0090900	PENOBSCOT	Acid	ADJ	07/60	7788		1.2
TOTAL POPULATION SERVED BY SOURCE WATER SYSTEM - - - - -						7788		
NEWPORT WTR CO	0091100	PENOBSCOT	NaF	ADJ	03/72	1888		1.2
TOTAL POPULATION SERVED BY SOURCE WATER SYSTEM - - - - -						1888		
NORTHEAST HARBOR WC	0091140	HANCOCK	NaF	ADJ	/62	1800		1.2
TOTAL POPULATION SERVED BY SOURCE WATER SYSTEM - - - - -						1800		
NORWAY WD	0091180	OXFORD	NaF	ADJ	/52	2700		1.2
TOTAL POPULATION SERVED BY SOURCE WATER SYSTEM - - - - -						2700		
OLDTOWN WTR DIST	0091200	PENOBSCOT	Acid	ADJ	01/63	10020		1.2
TOTAL POPULATION SERVED BY SOURCE WATER SYSTEM - - - - -						10020		

POPULATION SERVED FLUORIDATED DRINKING WATER BY SOURCE SYSTEM,
CONSECUTIVE SYSTEM, AND COUNTY WITHIN STATE (AS OF 12/31/92)

MAINE

WATER SYSTEMS AND CONSECUTIVE SYSTEMS SERVED	EPA ID NO	COUNTY	CHEM USED	STATUS	FLUOR START DATE	POP SERVED	NATURAL SYSTEMS NAT LEVEL	OPT LEVEL
PETER DANA POINT	2390719		NaF	ADJ	01/80	0		1.2
TOTAL POPULATION SERVED BY SOURCE WATER SYSTEM - - - - -						0		
PITTSFIELD WTR WKS	0091280	SOMERSET	NaF	ADJ	01/65	3568		1.2
TOTAL POPULATION SERVED BY SOURCE WATER SYSTEM - - - - -						3568		
PLEASANT POINT	2390510		NaF	ADJ	01/80	0		1.2
TOTAL POPULATION SERVED BY SOURCE WATER SYSTEM - - - - -						0		
PRESQUE ISLE WTR DIST	0091310	AROOSTOOK	Acid	ADJ	06/60	7120		1.2
TOTAL POPULATION SERVED BY SOURCE WATER SYSTEM - - - - -						7120		
RUMFORD WTR DIST	0091380	OXFORD	NaF	ADJ	11/59	7500		1.2
TOTAL POPULATION SERVED BY SOURCE WATER SYSTEM - - - - -						7500		
SANFORD WTR DIST	0091410	YORK	Acid	ADJ	02/72	17500		1.2
TOTAL POPULATION SERVED BY SOURCE WATER SYSTEM - - - - -						17500		
SEAL HARBOR WTR CO	0091420	HANCOCK	Acid	ADJ	/62	1036		1.2
TOTAL POPULATION SERVED BY SOURCE WATER SYSTEM - - - - -						1036		
SKOWHEGAN WTR CO	0091450	SOMERSET	Acid	ADJ	02/73	6368		1.2
TOTAL POPULATION SERVED BY SOURCE WATER SYSTEM - - - - -						6368		
SOUTHWEST HARBOR WD	0091490	HANCOCK	NaF	ADJ	01/59	2364		1.2
TOTAL POPULATION SERVED BY SOURCE WATER SYSTEM - - - - -						2364		
THE STRIP SYSTEM	2390718		NaF	ADJ	01/80	0		1.1
TOTAL POPULATION SERVED BY SOURCE WATER SYSTEM - - - - -						0		
WASHBURN WTR DIST	0091570	AROOSTOOK	Acid	ADJ	10/61	1080		1.2
TOTAL POPULATION SERVED BY SOURCE WATER SYSTEM - - - - -						1080		
WINTERPORT WTR DIST	0091640	WALDO	Acid	ADJ	02/73	1012		1.2
TOTAL POPULATION SERVED BY SOURCE WATER SYSTEM - - - - -						1012		

POPULATION SERVED FLUORIDATED DRINKING WATER BY SOURCE SYSTEM,
CONSECUTIVE SYSTEM, AND COUNTY WITHIN STATE (AS OF 12/31/92)

MAINE

WATER SYSTEMS AND CONSECUTIVE SYSTEMS SERVED	EPA ID NO	COUNTY	CHEM USED	STATUS	FLUOR START DATE	POP SERVED	NATURAL SYSTEMS NAT LEVEL	OPT LEVEL
WINTHROP WTR DIST	0091650	KENNEBEC	Acid	ADJ	02/72	2720		1.2
TOTAL POPULATION SERVED BY SOURCE WATER SYSTEM - - - - -						2720		

STATE SUMMARY DATA AS OF 12/31/92

MARYLAND

SYSTEM SIZE CLASSIFICATION

	FLUORIDATED SYSTEMS		PUBLIC WATER SYSTEMS	
	NUMBER OF SYSTEMS	TOTAL POPULATION	NUMBER OF SYSTEMS	TOTAL POPULATION
=<1,000	82	14,018	350	54,000
1,001-5,000	41	123,601	132	231,000
5,001-10,000	4	34,800	11	89,000
10,001-50,000	21	470,870	21	546,000
50,001-100,000	3	195,000	2	130,000
>100,000	3	2,600,000	4	2,956,000
TOTAL	154	3,438,289	520	4,007,000

FLUORIDATED SYSTEM CLASSIFICATION

	NUMBER	POPULATION	PERCENTAGE (POP.)
ADJUSTED	87	1,289,676	35.9
CONSECUTIVE	13	2,100,000	61.1
NATURAL	54	48,613	1.4
TOTAL	154	3,438,289	

SCHOOLS, INDIAN AND MILITARY SYSTEMS

	ADJUSTED		NATURAL	
	NUMBER	POP.	NUMBER	POP.
TOTAL SCHOOLS	0	0	0	0
INDIAN SYSTEMS	0	0	0	0
INDIAN SCHOOLS	0	0	0	0
MILITARY SYSTEMS	7	52,003	2	2,027

CHEMICAL USAGE OF FLUORIDATING SYSTEMS

	NUMBER	POPULATION
SODIUM FLUORIDE	12	38,350
SODIUM SILICOFLUORIDE	7	130,353
HYDROFLUOSILICIC ACID	56	2,065,870

POPULATION SERVED FLUORIDATED DRINKING WATER BY SOURCE SYSTEM,
CONSECUTIVE SYSTEM, AND COUNTY WITHIN STATE (AS OF 12/31/92)

MARYLAND

WATER SYSTEMS AND CONSECUTIVE SYSTEMS SERVED	EPA ID NO	COUNTY	CHEM USED	STATUS	FLUOR START DATE	POP SERVED	NATURAL SYSTEMS NAT LEVEL	OPT LEVEL
ABERDEEN	0120001	HARFORD	Acid	ADJ	/53	12000		1.0
TOTAL POPULATION SERVED BY SOURCE WATER SYSTEM - - - - -						12000		
ABERDEEN PROVING GROUNDS	0120002	HARFORD	NaSiF6	ADJ	/63	3353		1.0
TOTAL POPULATION SERVED BY SOURCE WATER SYSTEM - - - - -						3353		
AMBERLY	0020049	ANNE ARUNDEL	Acid	ADJ	/64	5000		1.0
TOTAL POPULATION SERVED BY SOURCE WATER SYSTEM - - - - -						5000		
ANNAPOLIS	0020001	ANNE ARUNDEL	Acid	ADJ	08/54	32000		1.0
TOTAL POPULATION SERVED BY SOURCE WATER SYSTEM - - - - -						40000		
ARNOLD	0020041	ANNE ARUNDEL	Acid	ADJ	/64	22000		1.0
TOTAL POPULATION SERVED BY SOURCE WATER SYSTEM - - - - -						22000		
BEL AIR-MDWW	0120003	HARFORD	Acid	ADJ	/52	12000		1.0
TOTAL POPULATION SERVED BY SOURCE WATER SYSTEM - - - - -						12000		
BEL ALTON	0080005	CHARLES		NATL		190	1.4	
TOTAL POPULATION SERVED BY SOURCE WATER SYSTEM - - - - -						190		
BOWIE	0160002	PRINCE GEORGE'S	Acid	ADJ	/63	32000		1.0
TOTAL POPULATION SERVED BY SOURCE WATER SYSTEM - - - - -						32000		
BROADCREEK	0020004	ANNE ARUNDEL	Acid	ADJ	/64	12000		1.0
TOTAL POPULATION SERVED BY SOURCE WATER SYSTEM - - - - -						12000		
CAMBRIDGE	0090002	DORCHESTER		NATL		15000	1.1	
TOTAL POPULATION SERVED BY SOURCE WATER SYSTEM - - - - -						15000		
CAROLINE ACRES TP	0050204	CAROLINE		NATL		375	1.8	
TOTAL POPULATION SERVED BY SOURCE WATER SYSTEM - - - - -						375		
CEDARS TRAILER PARK	0050205	CAROLINE		NATL		150	1.0	
TOTAL POPULATION SERVED BY SOURCE WATER SYSTEM - - - - -						150		

POPULATION SERVED FLUORIDATED DRINKING WATER BY SOURCE SYSTEM,
CONSECUTIVE SYSTEM, AND COUNTY WITHIN STATE (AS OF 12/31/92)

MARYLAND

WATER SYSTEMS AND CONSECUTIVE SYSTEMS SERVED	EPA ID NO	COUNTY	CHEM USED	STATUS	FLUOR START DATE	POP SERVED	NATURAL SYSTEMS NAT LEVEL	OPT LEVEL
CHARLES UTIL CO	0080033	CHARLES		NATL		1120	0.7	
TOTAL POPULATION SERVED BY SOURCE WATER SYSTEM - - - - -						1120		
CHESTERTOWN UTIL COMM	0140002	KENT	Acid	ADJ	05/62	4300		1.0
TOTAL POPULATION SERVED BY SOURCE WATER SYSTEM - - - - -						4300		
CRAIN HIGHWAY	0020052	ANNE ARUNDEL	Acid	ADJ		4500		1.0
TOTAL POPULATION SERVED BY SOURCE WATER SYSTEM - - - - -						4500		
CRISFIELD	0190001	SOMERSET		NATL		4578	1.9	
TOTAL POPULATION SERVED BY SOURCE WATER SYSTEM - - - - -						4578		
CROFTON MEADOWS	0020008	ANNNE ARUNDEL	Acid	ADJ		17200		1.0
CROFTON	0020007	ANNE ARUNDEL		CONS		0		
TOTAL POPULATION SERVED BY SOURCE WATER SYSTEM - - - - -						17200		
DAVID TAYLOR NAVAL STATION	0020048	ANNE ARUNDEL	NaF	ADJ	/54	1500		1.0
TOTAL POPULATION SERVED BY SOURCE WATER SYSTEM - - - - -						1500		
DENTON	0050001	CAROLINE		NATL		2400	1.4	
TOTAL POPULATION SERVED BY SOURCE WATER SYSTEM - - - - -						2400		
DORSEY RD	0020016	ANNE ARUNDEL	Acid	ADJ	/64	60000		1.0
TOTAL POPULATION SERVED BY SOURCE WATER SYSTEM - - - - -						92720		
DU MAR ESTATES	0080010	CHARLES		NATL		150	0.9	
TOTAL POPULATION SERVED BY SOURCE WATER SYSTEM - - - - -						150		
EAST NEW MARKET	0090004	DORCHESTER		NATL		400	1.4	
TOTAL POPULATION SERVED BY SOURCE WATER SYSTEM - - - - -						400		
EASTON UTILITIES	0200003	TALBOT		NATL		7800	0.9	
TOTAL POPULATION SERVED BY SOURCE WATER SYSTEM - - - - -						7800		
EDGEWOOD ARSENAL	0120010	HARFORD	NaSiF6	ADJ		5000		1.0
TOTAL POPULATION SERVED BY SOURCE WATER SYSTEM - - - - -						5000		

POPULATION SERVED FLUORIDATED DRINKING WATER BY SOURCE SYSTEM,
CONSECUTIVE SYSTEM, AND COUNTY WITHIN STATE (AS OF 12/31/92)

MARYLAND

WATER SYSTEMS AND CONSECUTIVE SYSTEMS SERVED	EPA ID NO	COUNTY	CHEM USED	STATUS	FLUOR START DATE	POP SERVED	NATURAL SYSTEMS NAT LEVEL	OPT LEVEL
ELLENWOOD ESTATES	0080057	CHARLES			NATL	220	0.8	
TOTAL POPULATION SERVED BY SOURCE WATER SYSTEM - - - - -						220		
ELVATON ROAD	0020055	ANNE ARUNDEL	Acid	ADJ		4500	1.0	
TOTAL POPULATION SERVED BY SOURCE WATER SYSTEM - - - - -						4500		
EMMITSBURG	0100010	FREDERICK	Acid	ADJ	19/87	2200	1.0	
TOTAL POPULATION SERVED BY SOURCE WATER SYSTEM - - - - -						2200		
EUTAW FOREST	0080059	CHARLES			NATL	760	0.8	
TOTAL POPULATION SERVED BY SOURCE WATER SYSTEM - - - - -						760		
FORD HEIGHTS-POMONKEY	0080012	CHARLES			NATL	100	1.0	
TOTAL POPULATION SERVED BY SOURCE WATER SYSTEM - - - - -						100		
FOREST PARK-TRIMAC	0080013	CHARLES			NATL	130	0.9	
TOTAL POPULATION SERVED BY SOURCE WATER SYSTEM - - - - -						130		
FORT MEADE	0020012	ANNE ARUNDEL	NaSiF6	ADJ	11/61	30000	1.0	
TOTAL POPULATION SERVED BY SOURCE WATER SYSTEM - - - - -						30000		
FREDERICK-FISHING CREEK RESERV	0100015	FREDERICK	Acid	ADJ	??/??	0	1.0	
TOTAL POPULATION SERVED BY SOURCE WATER SYSTEM - - - - -						3500		
FREDERICK-FRANCIS SCOTT KEY	0100028	FREDERICK	Acid	ADJ		2500	1.0	
FREDERICK-LINGANORE	0100030	FREDERICK		CONS		0		
FREDERICK-YELLOW SPRINGS	0100031	FREDERICK		CONS		0		
TOTAL POPULATION SERVED BY SOURCE WATER SYSTEM - - - - -						6000		
FREDERICK-MONACACY	0100015	FREDERICK	Acid	ADJ	/61	35000	1.0	
TOTAL POPULATION SERVED BY SOURCE WATER SYSTEM - - - - -						38500		
FREEDOM DISTRICT	0060002	CARROLL	Acid	ADJ		16000	1.0	
TOTAL POPULATION SERVED BY SOURCE WATER SYSTEM - - - - -						16000		

POPULATION SERVED FLUORIDATED DRINKING WATER BY SOURCE SYSTEM,
CONSECUTIVE SYSTEM, AND COUNTY WITHIN STATE (AS OF 12/31/92)

MARYLAND

WATER SYSTEMS AND CONSECUTIVE SYSTEMS SERVED	EPA ID NO	COUNTY	CHEM USED	STATUS	FLUOR START DATE	POP SERVED	NATURAL SYSTEMS NAT LEVEL	OPT LEVEL
FRENCHTOWN	0190003	SOMERSET			NATL	35	5.0	
TOTAL POPULATION SERVED BY SOURCE WATER SYSTEM - - - - -						35		
FRUITLAND	0220008	WICOMICO	Acid	ADJ		2900	1.0	
TOTAL POPULATION SERVED BY SOURCE WATER SYSTEM - - - - -						2900		
FT DETRICK	0100011	FREDERICK	NaF	ADJ	19/91	3500	1.0	
TOTAL POPULATION SERVED BY SOURCE WATER SYSTEM - - - - -						3500		
FT RITCHIE	0210007	WASHINGTON	Acid	ADJ		2400	1.0	
TOTAL POPULATION SERVED BY SOURCE WATER SYSTEM - - - - -						2400		
GIBSON ISLAND	0020013	ANNE ARUNDEL	Acid	ADJ	01/64	800	1.0	
TOTAL POPULATION SERVED BY SOURCE WATER SYSTEM - - - - -						800		
GLENDALE	0020056	ANNE ARUNDEL	Acid	ADJ		4500	1.0	
TOTAL POPULATION SERVED BY SOURCE WATER SYSTEM - - - - -						4500		
GREEN MEADOWS	0080017	CHARLES			NATL	90	0.7	
TOTAL POPULATION SERVED BY SOURCE WATER SYSTEM - - - - -						90		
GREENSBORO	0050003	CAROLINE			NATL	1500	1.5	
TOTAL POPULATION SERVED BY SOURCE WATER SYSTEM - - - - -						1500		
HAGERSTOWN-WILLSON	0210010	WASHINGTON	NaSiF6	ADJ	/52	75000	1.0	
HAGERSTOWN-SMITHSBURG	0210019	WASHINGTON		CONS		0		
HAGERSTOWN-SMITHSBURG	0210019	WASHINGTON		CONS		0		
TOTAL POPULATION SERVED BY SOURCE WATER SYSTEM - - - - -						200000		
HARUNDALE	0020015	ANNE ARUNDEL	Acid	ADJ		20720	1.0	
TOTAL POPULATION SERVED BY SOURCE WATER SYSTEM - - - - -						20720		
HAVRE DE GRACE	0120012	HARFORD	NaSiF6	ADJ	/74	9000	1.0	
TOTAL POPULATION SERVED BY SOURCE WATER SYSTEM - - - - -						9000		

POPULATION SERVED FLUORIDATED DRINKING WATER BY SOURCE SYSTEM,
CONSECUTIVE SYSTEM, AND COUNTY WITHIN STATE (AS OF 12/31/92)

MARYLAND

WATER SYSTEMS AND CONSECUTIVE SYSTEMS SERVED	EPA ID NO	COUNTY	CHEM USED	STATUS	FLUOR START DATE	POP SERVED	NATURAL SYSTEMS NAT LEVEL	OPT LEVEL
HAWTHORNE	0080018	CHARLES			NATL	140	1.3	
TOTAL POPULATION SERVED BY SOURCE WATER SYSTEM - - - - -						140		
HERALD HARBOR	0020044	ANNE ARUNDEL	Acid	ADJ	/64	2000	1.0	
TOTAL POPULATION SERVED BY SOURCE WATER SYSTEM - - - - -						2000		
INDIAN HEAD	0080020	CHARLES			NATL	2000	0.9	
TOTAL POPULATION SERVED BY SOURCE WATER SYSTEM - - - - -						2000		
INMAN UTIL CO	0080022	CHARLES			NATL	111	1.2	
TOTAL POPULATION SERVED BY SOURCE WATER SYSTEM - - - - -						111		
JENKINS LANE	0080023	CHARLES			NATL	176	0.7	
TOTAL POPULATION SERVED BY SOURCE WATER SYSTEM - - - - -						176		
JOPPATOWNE	0120013	HARFORD	Acid	ADJ	01/62	10000	1.0	
TOTAL POPULATION SERVED BY SOURCE WATER SYSTEM - - - - -						10000		
KINGS HEIGHTS	0020018	ANNE ARUNDEL	Acid	ADJ	/64	20000	1.0	
TOTAL POPULATION SERVED BY SOURCE WATER SYSTEM - - - - -						20000		
LA PLATA	0080025	CHARLES			NATL	400	1.0	
TOTAL POPULATION SERVED BY SOURCE WATER SYSTEM - - - - -						400		
LAUREL BRANCH	0080060	CHARLES			NATL	735	0.8	
TOTAL POPULATION SERVED BY SOURCE WATER SYSTEM - - - - -						735		
LAUREL DRIVE	0080026	CHARLES			NATL	250	0.8	
TOTAL POPULATION SERVED BY SOURCE WATER SYSTEM - - - - -						250		
LEXINGTON PARK-ESSEX	0180007	ST MARY'S	NaF	ADJ	19/70	20000	1.0	
LEXINGTON PARK-BANK SQUARE	0180027	ST MARY'S		CONS		0		
LEXINGTON PARK-PEGG'S ROAD	0180028	ST MARY'S		CONS		0		
LEXINGTON PARK-WILLOW RUN	0180025	ST MARY'S		CONS		0		
LEXINGTON PARK-BANK SQUARE	0180027	ST MARY'S		CONS		0		
LEXINGTON PARK-PEGG'S ROAD	0180028	ST MARY'S		CONS		0		

POPULATION SERVED FLUORIDATED DRINKING WATER BY SOURCE SYSTEM,
CONSECUTIVE SYSTEM, AND COUNTY WITHIN STATE (AS OF 12/31/92)

MARYLAND

WATER SYSTEMS AND CONSECUTIVE SYSTEMS SERVED	EPA ID NO	COUNTY	CHEM USED	STATUS	FLUOR START DATE	POP SERVED	NATURAL SYSTEMS NAT LEVEL	OPT LEVEL
LEXINGTON PARK-WILLOW RUN	0180025	ST MARY'S		CONS		0		
LEXINGTON PARK-COLONY SQUARE	0180026	ST MARY'S		CONS		0		
LEXINGTON PARK-COLONY SQUARE	0180026	ST MARY'S		CONS		0		
TOTAL POPULATION SERVED BY SOURCE WATER SYSTEM - - - - -						46500		
MARSH CREEK TP-EASTON	0050218	CAROLINE		NATL		145	1.0	
TOTAL POPULATION SERVED BY SOURCE WATER SYSTEM - - - - -						145		
MARYLAND CITY-RT 198	0020059	ANNE ARUNDEL	Acid	ADJ		0		1.0
CROFTON	0020007	ANNE ARUNDEL		CONS		0		
TOTAL POPULATION SERVED BY SOURCE WATER SYSTEM - - - - -						29200		
MARYLAND CITY-YELLOW SPRING	0020021	ANNE ARUNDEL	Acid	ADJ	01/64	12000		1.0
CROFTON	0020007	ANNE ARUNDEL		CONS		0		
TOTAL POPULATION SERVED BY SOURCE WATER SYSTEM - - - - -						29200		
MEADE VILLAGE	0020023	ANNE ARUNDEL	Acid	ADJ	/64	2500		1.0
TOTAL POPULATION SERVED BY SOURCE WATER SYSTEM - - - - -						2500		
MT AIRY	0060007	CARROLL	NaF	ADJ		3500		1.0
TOTAL POPULATION SERVED BY SOURCE WATER SYSTEM - - - - -						3500		
MT CARMEL WOODS	0080030	CHARLES		NATL		200	0.9	
TOTAL POPULATION SERVED BY SOURCE WATER SYSTEM - - - - -						200		
NAVAL ELECTRONICS SYSTEMS	0180024	ST. MARY'S		NATL		27	1.2	
TOTAL POPULATION SERVED BY SOURCE WATER SYSTEM - - - - -						27		
NAVAL ORDINANCE STATION	0080058	CHARLES		NATL		2000	0.8	
TOTAL POPULATION SERVED BY SOURCE WATER SYSTEM - - - - -						2000		
NEW WINDSOR	0060008	CARROLL	Acid	ADJ	01/68	850		1.0
TOTAL POPULATION SERVED BY SOURCE WATER SYSTEM - - - - -						850		

POPULATION SERVED FLUORIDATED DRINKING WATER BY SOURCE SYSTEM,
CONSECUTIVE SYSTEM, AND COUNTY WITHIN STATE (AS OF 12/31/92)

MARYLAND

WATER SYSTEMS AND CONSECUTIVE SYSTEMS SERVED	EPA ID NO	COUNTY	CHEM USED	STATUS	FLUOR START DATE	POP SERVED	NATURAL SYSTEMS NAT LEVEL	OPT LEVEL
NEWTOWN VILLAGE	0080032	CHARLES		NATL		156	1.0	
TOTAL POPULATION SERVED BY SOURCE WATER SYSTEM - - - - -						156		
OAKLAND - BROADFORD	0110009	GARRETT	NaF	ADJ	19/87	0		1.0
TOTAL POPULATION SERVED BY SOURCE WATER SYSTEM - - - - -						0		
OAKWOOD	0080055	CHARLES		NATL		200	0.8	
TOTAL POPULATION SERVED BY SOURCE WATER SYSTEM - - - - -						200		
OXFORD UTILITIES	0200005	TALBOT		NATL		850	1.9	
TOTAL POPULATION SERVED BY SOURCE WATER SYSTEM - - - - -						850		
PARKWAY	0080035	CHARLES		NATL		50	1.0	
TOTAL POPULATION SERVED BY SOURCE WATER SYSTEM - - - - -						50		
PATUXENT-NAVAL STATION	0180022	ST. MARY'S	NaF	ADJ	/55	3250		1.0
TOTAL POPULATION SERVED BY SOURCE WATER SYSTEM - - - - -						3250		
PATUXENT-WSSC	0160014	PRINCE GEORGE'S	Acid	ADJ	12/51	500000		1.0
POTOMAC-WSSC	0150005	MONTGOMERY		CONS		1000000		
POTOMAC-WSSC	0150005	MONTGOMERY		CONS		1000000		
POTOMAC-WSSC	0150005	MONTGOMERY		CONS		1000000		
TOTAL POPULATION SERVED BY SOURCE WATER SYSTEM - - - - -						5000000		
PERRY POINT HOSPITAL	0070017	HARFORD	Acid	ADJ		3000		1.0
TOTAL POPULATION SERVED BY SOURCE WATER SYSTEM - - - - -						3000		
PERRYMAN	0120016	HARFORD	Acid	ADJ		30000		1.0
TOTAL POPULATION SERVED BY SOURCE WATER SYSTEM - - - - -						30000		
PHILLIP DRIVE	0020017	ANNE ARUNDEL	Acid	ADJ		4500		1.0
TOTAL POPULATION SERVED BY SOURCE WATER SYSTEM - - - - -						4500		

POPULATION SERVED FLUORIDATED DRINKING WATER BY SOURCE SYSTEM,
CONSECUTIVE SYSTEM, AND COUNTY WITHIN STATE (AS OF 12/31/92)

MARYLAND

WATER SYSTEMS AND CONSECUTIVE SYSTEMS SERVED	EPA ID NO	COUNTY	CHEM USED	STATUS	FLUOR START DATE	POP SERVED	NATURAL SYSTEMS NAT LEVEL	OPT LEVEL
POCOMOKE CITY	0230006	WORCESTER	NaF	ADJ	/73	3800		1.0
TOTAL POPULATION SERVED BY SOURCE WATER SYSTEM - - - - -						3800		
POMFRET ESTATES	0080037	CHARLES		NATL		150	1.3	
TOTAL POPULATION SERVED BY SOURCE WATER SYSTEM - - - - -						150		
POTOMAC HEIGHTS	0080038	CHARLES		NATL		1200	0.7	
TOTAL POPULATION SERVED BY SOURCE WATER SYSTEM - - - - -						1200		
POTOMAC UTIL INC	0080094	CHARLES		NATL		0	1.0	
TOTAL POPULATION SERVED BY SOURCE WATER SYSTEM - - - - -						0		
PROSPECT BAY	0170009	QUEEN ANNE'S		NATL		1200	1.2	
TOTAL POPULATION SERVED BY SOURCE WATER SYSTEM - - - - -						1200		
PROVINCES	0020029	ANNE ARUNDEL	Acid	ADJ	/72	3000		1.0
TOTAL POPULATION SERVED BY SOURCE WATER SYSTEM - - - - -						3000		
QUARTERFIELD ROAD	0020054	ANNE ARUNDEL	Acid	ADJ		4500		1.0
TOTAL POPULATION SERVED BY SOURCE WATER SYSTEM - - - - -						4500		
QUIET ACRES-BILLINGSLEY	0080011	CHARLES		NATL		120	0.9	
TOTAL POPULATION SERVED BY SOURCE WATER SYSTEM - - - - -						120		
RED HILL ESTATES	0080040	CHARLES		NATL		200	0.8	
TOTAL POPULATION SERVED BY SOURCE WATER SYSTEM - - - - -						200		
ROCK HALL	0140006	KENT	Acid	ADJ		1600		1.0
TOTAL POPULATION SERVED BY SOURCE WATER SYSTEM - - - - -						1600		
ROCKVILLE	0150003	MONTGOMERY	Acid	ADJ	12/58	30000		1.0
TOTAL POPULATION SERVED BY SOURCE WATER SYSTEM - - - - -						30000		
RUMBLEY	0190014	SOMERSET		NATL		190	5.1	
TOTAL POPULATION SERVED BY SOURCE WATER SYSTEM - - - - -						190		
SALISBURY-MAIN ST	0220004	WICOMICO	Acid	ADJ	04/59	25000		1.0
TOTAL POPULATION SERVED BY SOURCE WATER SYSTEM - - - - -						25000		

POPULATION SERVED FLUORIDATED DRINKING WATER BY SOURCE SYSTEM,
CONSECUTIVE SYSTEM, AND COUNTY WITHIN STATE (AS OF 12/31/92)

MARYLAND

WATER SYSTEMS AND CONSECUTIVE SYSTEMS SERVED	EPA ID NO	COUNTY	CHEM USED	STATUS	FLUOR START DATE	POP SERVED	NATURAL SYSTEMS NAT LEVEL	OPT LEVEL
SALISBURY-PALEO	0220010	WICOMICO	Acid	ADJ		0		1.0
TOTAL POPULATION SERVED BY SOURCE WATER SYSTEM - - - - -						0		
SAWMILL BRANCH	0020014	ANNE ARUNDEL	Acid	ADJ	01/64	12000		1.0
TOTAL POPULATION SERVED BY SOURCE WATER SYSTEM - - - - -						12000		
SECRETARY	0090007	DORCHESTER		NATL		500	1.3	
TOTAL POPULATION SERVED BY SOURCE WATER SYSTEM - - - - -						500		
SEVERNDALE	0020034	ANNE ARUNDEL	Acid	ADJ		60000		1.0
SEVERNA PARK	0020033	ANNE ARUNDEL		CONS		0		
SEVERNA PARK	0020033	ANNE ARUNDEL		CONS		0		
TOTAL POPULATION SERVED BY SOURCE WATER SYSTEM - - - - -						120000		
SHARPSBURG	0210017	WASHINGTON	Acid	ADJ		1200		1.0
TOTAL POPULATION SERVED BY SOURCE WATER SYSTEM - - - - -						1200		
SMITH ISLAND-CAPITOL-EWELL	0190005	SOMERSET		NATL		38	1.9	
TOTAL POPULATION SERVED BY SOURCE WATER SYSTEM - - - - -						38		
SMITH ISLAND-EWELL	0190004	SOMERSET		NATL		150	1.5	
TOTAL POPULATION SERVED BY SOURCE WATER SYSTEM - - - - -						150		
SMITH ISLAND-FIELD-EWELL	0190008	SOMERSET		NATL		76	1.6	
TOTAL POPULATION SERVED BY SOURCE WATER SYSTEM - - - - -						76		
SMITH ISLAND-HILL-EWELL	0190007	SOMERSET		NATL		100	1.6	
TOTAL POPULATION SERVED BY SOURCE WATER SYSTEM - - - - -						100		
SMITH ISLAND-MID TOWN-EWELL	0190006	SOMERSET		NATL		34	1.6	
TOTAL POPULATION SERVED BY SOURCE WATER SYSTEM - - - - -						34		
SMITH ISLAND-RHODES POINT N	0190010	SOMERSET		NATL		59	1.3	
TOTAL POPULATION SERVED BY SOURCE WATER SYSTEM - - - - -						59		

POPULATION SERVED FLUORIDATED DRINKING WATER BY SOURCE SYSTEM,
CONSECUTIVE SYSTEM, AND COUNTY WITHIN STATE (AS OF 12/31/92)

MARYLAND

WATER SYSTEMS AND CONSECUTIVE SYSTEMS SERVED	EPA ID NO	COUNTY	CHEM USED	STATUS	FLUOR START DATE	POP SERVED	NATURAL NAT LEVEL	SYSTEMS OPT LEVEL
SMITH ISLAND-RHODES POINT S	0190009	SOMERSET		NATL		100	2.2	
TOTAL POPULATION SERVED BY SOURCE WATER SYSTEM - - - - -						100		
SMITH ISLAND-TYLERTON	0190011	SOMERSET		NATL		165	1.9	
TOTAL POPULATION SERVED BY SOURCE WATER SYSTEM - - - - -						165		
SMITHSBURG	0210018	WASHINGTON	Acid	ADJ		1300		1.0
TOTAL POPULATION SERVED BY SOURCE WATER SYSTEM - - - - -						1300		
SNOW HILL	0230007	WORCESTER	NaF	ADJ	11/58	2800		1.0
TOTAL POPULATION SERVED BY SOURCE WATER SYSTEM - - - - -						2800		
STEVENSON ROAD	0020051	ANNE ARUNDEL	Acid	ADJ		4500		1.0
TOTAL POPULATION SERVED BY SOURCE WATER SYSTEM - - - - -						4500		
STEVENSONVILLE VILLAGE UTIL	0170005	QUEEN ANNE'S		NATL		1000	1.2	
TOTAL POPULATION SERVED BY SOURCE WATER SYSTEM - - - - -						1000		
SWAN POINT	0080046	CHARLES		NATL		133	1.2	
TOTAL POPULATION SERVED BY SOURCE WATER SYSTEM - - - - -						133		
TEATES SUPPLY	0080047	CHARLES		NATL		50	0.8	
TOTAL POPULATION SERVED BY SOURCE WATER SYSTEM - - - - -						50		
TELEGRAPH ROAD	0020057	ANNE ARUNDEL	Acid	ADJ		4500		1.0
TOTAL POPULATION SERVED BY SOURCE WATER SYSTEM - - - - -						4500		
THELMA AVE	0020053	ANNE ARUNDEL	Acid	ADJ		4500		1.0
TOTAL POPULATION SERVED BY SOURCE WATER SYSTEM - - - - -						4500		
THURMONT	0100023	FREDERICK	Acid	ADJ		3100		1.0
TOTAL POPULATION SERVED BY SOURCE WATER SYSTEM - - - - -						3100		
U S NAVAL ACADEMY	0020042	ANNE ARUNDEL	NaSiF6	ADJ		8000		1.0
TOTAL POPULATION SERVED BY SOURCE WATER SYSTEM - - - - -						8000		
VICTOR CULLEN CENTER	0100024	FREDERICK	Acid	ADJ	/61	100		1.0
TOTAL POPULATION SERVED BY SOURCE WATER SYSTEM - - - - -						100		

POPULATION SERVED FLUORIDATED DRINKING WATER BY SOURCE SYSTEM,
CONSECUTIVE SYSTEM, AND COUNTY WITHIN STATE (AS OF 12/31/92)

MARYLAND

WATER SYSTEMS AND CONSECUTIVE SYSTEMS SERVED	EPA ID NO	COUNTY	CHEM USED	STATUS	FLUOR START DATE	POP SERVED	NATURAL SYSTEMS NAT LEVEL	OPT LEVEL
VIENNA	0090008	DORCHESTER			NATL	360	0.3	
TOTAL POPULATION SERVED BY SOURCE WATER SYSTEM - - - - -						360		
WALDORF - ST PAUL	0080076	CHARLES			NATL	0	1.2	
TOTAL POPULATION SERVED BY SOURCE WATER SYSTEM - - - - -						0		
WALKERSVILLE-RESERVOIR PLANT	0100025	FREDERICK	Acid	ADJ	/73	0		1.0
TOTAL POPULATION SERVED BY SOURCE WATER SYSTEM - - - - -						0		
WALKERSVILLE-WELL PLANT	0100025	FREDERICK	Acid	ADJ	/75	4200		1.0
TOTAL POPULATION SERVED BY SOURCE WATER SYSTEM - - - - -						4200		
WESTMINISTER	0060015	CARROLL	Acid	ADJ	/64	17000		1.0
TOTAL POPULATION SERVED BY SOURCE WATER SYSTEM - - - - -						17323		
WOODLAND VILLAGE	0080053	CHARLES			NATL	350	0.8	
TOTAL POPULATION SERVED BY SOURCE WATER SYSTEM - - - - -						350		

STATE SUMMARY DATA AS OF 12/31/92

MASSACHUSETTS

SYSTEM SIZE CLASSIFICATION

	FLUORIDATED SYSTEMS		PUBLIC WATER SYSTEMS	
	NUMBER OF SYSTEMS	TOTAL POPULATION	NUMBER OF SYSTEMS	TOTAL POPULATION
=<1,000	3	122	180	22,000
1,001-5,000	7	25,712	110	262,000
5,001-10,000	13	91,198	61	428,000
10,001-50,000	47	1,049,524	129	2,915,000
50,001-100,000	7	480,053	17	1,210,000
>100,000	3	1,771,985	4	1,140,000
TOTAL	80	3,418,594	501	5,998,000

FLUORIDATED SYSTEM CLASSIFICATION

	NUMBER	POPULATION	PERCENTAGE (POP.)
ADJUSTED	77	3,418,472	100.0
CONSECUTIVE	0	0	0.0
NATURAL	3	122	0.0
TOTAL	80	3,418,594	

SCHOOLS, INDIAN AND MILITARY SYSTEMS

	ADJUSTED		NATURAL	
	NUMBER	POP.	NUMBER	POP.
TOTAL SCHOOLS	0	0	0	0
INDIAN SYSTEMS	0	0	0	0
INDIAN SCHOOLS	0	0	0	0
MILITARY SYSTEMS	2	8,000	0	0

CHEMICAL USAGE OF FLUORIDATING SYSTEMS

	NUMBER	POPULATION
SODIUM FLUORIDE	47	630,294
SODIUM SILICOFLUORIDE	5	292,732
HYDROFLUOSILICIC ACID	25	2,495,446

POPULATION SERVED FLUORIDATED DRINKING WATER BY SOURCE SYSTEM,
CONSECUTIVE SYSTEM, AND COUNTY WITHIN STATE (AS OF 12/31/92)

MASSACHUSETTS

WATER SYSTEMS AND CONSECUTIVE SYSTEMS SERVED	EPA ID NO	COUNTY	CHEM USED	STATUS	FLUOR START DATE	POP SERVED	NATURAL SYSTEMS NAT LEVEL	OPT LEVEL
ACTON	2002000	MIDDLESEX	NaF	ADJ	09/70	17872		1.0
TOTAL POPULATION SERVED BY SOURCE WATER SYSTEM - - - - -						17872		
AMESBURY	3007000	ESSEX	NaF	ADJ	11/68	14997		1.0
TOTAL POPULATION SERVED BY SOURCE WATER SYSTEM - - - - -						14997		
AMHERST	1008000	HAMPSHIRE	NaF	ADJ	04/87	35228		1.0
TOTAL POPULATION SERVED BY SOURCE WATER SYSTEM - - - - -						35228		
ANDOVER	3009000	ESSEX	Acid	ADJ	09/69	29151		1.0
TOTAL POPULATION SERVED BY SOURCE WATER SYSTEM - - - - -						29151		
ASHBURNHAM	2011000	WORCESTER	NaF	ADJ	11/52	5433		1.0
TOTAL POPULATION SERVED BY SOURCE WATER SYSTEM - - - - -						5433		
ATHOL	1015000	WORCESTER	NaF	ADJ	11/52	11451		1.0
TOTAL POPULATION SERVED BY SOURCE WATER SYSTEM - - - - -						11451		
ATTLEBORO	4016000	BRISTOL	Acid	ADJ	04/73	38383		1.0
TOTAL POPULATION SERVED BY SOURCE WATER SYSTEM - - - - -						38383		
AYER	2019001	MIDDLESEX	NaF	ADJ	10/58	3000		1.0
TOTAL POPULATION SERVED BY SOURCE WATER SYSTEM - - - - -						3000		
BEDFORD	3023000	MIDDLESEX	NaF	ADJ	06/78	12996		1.0
TOTAL POPULATION SERVED BY SOURCE WATER SYSTEM - - - - -						12996		
BEVERLY W.S.B.	3030001	ESSEX	Acid	ADJ	12/52	76286		1.0
TOTAL POPULATION SERVED BY SOURCE WATER SYSTEM - - - - -						76286		
BILLERICA	3031000	MIDDLESEX	Acid	ADJ	12/92	37609		1.0
TOTAL POPULATION SERVED BY SOURCE WATER SYSTEM - - - - -						37609		
BOURNE	4096001	BARNSTABLE	NaF	ADJ	01/60	5000		1.0
TOTAL POPULATION SERVED BY SOURCE WATER SYSTEM - - - - -						5000		
CAMBRIDGE	3049000	MIDDLESEX	Acid	ADJ	04/74	95802		1.0
TOTAL POPULATION SERVED BY SOURCE WATER SYSTEM - - - - -						95802		

POPULATION SERVED FLUORIDATED DRINKING WATER BY SOURCE SYSTEM,
CONSECUTIVE SYSTEM, AND COUNTY WITHIN STATE (AS OF 12/31/92)

MASSACHUSETTS

WATER SYSTEMS AND CONSECUTIVE SYSTEMS SERVED	EPA ID NO	COUNTY	CHEM USED	STATUS	FLUOR START DATE	POP SERVED	NATURAL SYSTEMS NAT LEVEL	OPT LEVEL
CANTON	3050000	NORFOLK	NaF	ADJ	04/78	18530		1.0
TOTAL POPULATION SERVED BY SOURCE WATER SYSTEM - - - - -						18530		
COHASSET	3065000	NORFOLK	NaF	ADJ	06/56	7075		1.0
TOTAL POPULATION SERVED BY SOURCE WATER SYSTEM - - - - -						7075		
CONCORD	3067000	MIDDLESEX	NaF	ADJ	03/70	17076		1.0
TOTAL POPULATION SERVED BY SOURCE WATER SYSTEM - - - - -						17076		
DANVERS	3071000	ESSEX	NaSiF6	ADJ	05/51	29095		1.0
TOTAL POPULATION SERVED BY SOURCE WATER SYSTEM - - - - -						29095		
DEDHAM-WESTWOOD W.D.	3073000	NORFOLK	Acid	ADJ	01/77	36339		1.0
TOTAL POPULATION SERVED BY SOURCE WATER SYSTEM - - - - -						36339		
DRACUT W.S.D.	3079000	MIDDLESEX	NaF	ADJ	09/86	16038		1.0
TOTAL POPULATION SERVED BY SOURCE WATER SYSTEM - - - - -						16038		
DUXBURY	4082000	PLYMOUTH	NaF	ADJ	09/87	13895		1.0
TOTAL POPULATION SERVED BY SOURCE WATER SYSTEM - - - - -						13895		
ESSEX	3092000	ESSEX	Acid	ADJ	12/54	3260		1.0
TOTAL POPULATION SERVED BY SOURCE WATER SYSTEM - - - - -						3260		
FALL RIVER	4095000	BRISTOL	NaSiF6	ADJ	03/73	100818		1.0
TOTAL POPULATION SERVED BY SOURCE WATER SYSTEM - - - - -						100818		
FITCHBURG	2097001	WORCESTER	NaSiF6	ADJ	06/75	41194		1.0
TOTAL POPULATION SERVED BY SOURCE WATER SYSTEM - - - - -						41194		
FRANKLIN	4101000	NORFOLK	NaF	ADJ	11/70	22095		1.0
TOTAL POPULATION SERVED BY SOURCE WATER SYSTEM - - - - -						22095		
GARDNER	2103000	WORCESTER	NaF	ADJ	01/87	20125		1.0
TOTAL POPULATION SERVED BY SOURCE WATER SYSTEM - - - - -						20125		

POPULATION SERVED FLUORIDATED DRINKING WATER BY SOURCE SYSTEM,
CONSECUTIVE SYSTEM, AND COUNTY WITHIN STATE (AS OF 12/31/92)

MASSACHUSETTS

WATER SYSTEMS AND CONSECUTIVE SYSTEMS SERVED	EPA ID NO	COUNTY	CHEM USED	STATUS	FLUOR START DATE	POP SERVED	NATURAL SYSTEMS NAT LEVEL	OPT LEVEL
GLOUCESTER	3107000	ESSEX	Acid	ADJ	07/81	28716		1.0
TOTAL POPULATION SERVED BY SOURCE WATER SYSTEM - - - - -						28716		
HAMILTON	3119000	ESSEX	NaF	ADJ	03/56	7280		1.0
TOTAL POPULATION SERVED BY SOURCE WATER SYSTEM - - - - -						7280		
HARDWICK	2124003	WORCESTER		NATL		25	1.1	
TOTAL POPULATION SERVED BY SOURCE WATER SYSTEM - - - - -						25		
HAVERHILL	3128000	ESSEX	NaSiF6	ADJ	09/71	51418		1.0
TOTAL POPULATION SERVED BY SOURCE WATER SYSTEM - - - - -						51418		
HINGHAM WATER CO	3131000	PLYMOUTH	Acid	ADJ	05/53	30287		1.0
TOTAL POPULATION SERVED BY SOURCE WATER SYSTEM - - - - -						30287		
HOLLISTON	4136000	MIDDLESEX	NaF	ADJ	10/70	12926		1.0
TOTAL POPULATION SERVED BY SOURCE WATER SYSTEM - - - - -						12926		
HOLYOKE	1137000	HAMPDEN	Acid	ADJ	06/70	43704		1.0
TOTAL POPULATION SERVED BY SOURCE WATER SYSTEM - - - - -						43704		
HUDSON	2141000	MIDDLESEX	NaF	ADJ	01/85	17233		1.0
TOTAL POPULATION SERVED BY SOURCE WATER SYSTEM - - - - -						17233		
IPSWICH	3144000	ESSEX	Acid	ADJ	10/71	11873		1.0
TOTAL POPULATION SERVED BY SOURCE WATER SYSTEM - - - - -						11873		
LAWRENCE	3149000	ESSEX	NaSiF6	ADJ	03/83	70207		1.0
TOTAL POPULATION SERVED BY SOURCE WATER SYSTEM - - - - -						70207		
LINCOLN	3157000	MIDDLESEX	NaF	ADJ	04/71	7666		1.0
TOTAL POPULATION SERVED BY SOURCE WATER SYSTEM - - - - -						7666		
LONGMEADOW	1159000	HAMPDEN	NaF	ADJ	01/89	15467		1.0
TOTAL POPULATION SERVED BY SOURCE WATER SYSTEM - - - - -						15467		
LOWELL	3160000	MIDDLESEX	Acid	ADJ	06/82	117995		1.0
TOTAL POPULATION SERVED BY SOURCE WATER SYSTEM - - - - -						117995		

POPULATION SERVED FLUORIDATED DRINKING WATER BY SOURCE SYSTEM,
CONSECUTIVE SYSTEM, AND COUNTY WITHIN STATE (AS OF 12/31/92)

MASSACHUSETTS

WATER SYSTEMS AND CONSECUTIVE SYSTEMS SERVED	EPA ID NO	COUNTY	CHEM USED	STATUS	FLUOR START DATE	POP SERVED	NATURAL SYSTEMS NAT LEVEL	OPT LEVEL
LYNN	3163000	ESSEX	Acid	ADJ	08/83	81245		1.0
TOTAL POPULATION SERVED BY SOURCE WATER SYSTEM - - - - -						81245		
LYNNFIELD CTR.	3164000	ESSEX	NaF	ADJ	11/59	7274		1.0
TOTAL POPULATION SERVED BY SOURCE WATER SYSTEM - - - - -						7274		
MA. WATER RESOURCES AUTH. MWRA	5000000	SUFFOLK	Acid	ADJ	06/78	1553172		1.0
TOTAL POPULATION SERVED BY SOURCE WATER SYSTEM - - - - -						1553172		
MANCHESTER	3166000	ESSEX	NaF	ADJ	10/83	5286		1.0
TOTAL POPULATION SERVED BY SOURCE WATER SYSTEM - - - - -						5286		
MARLBOROUGH	2170000	MIDDLESEX	Acid	ADJ	11/82	31813		1.0
TOTAL POPULATION SERVED BY SOURCE WATER SYSTEM - - - - -						31813		
MEDWAY	4177000	NORFOLK	NaF	ADJ	12/53	9931		1.0
TOTAL POPULATION SERVED BY SOURCE WATER SYSTEM - - - - -						9931		
MILLIS	3187000	NORFOLK	NaF	ADJ	12/87	7613		1.0
TOTAL POPULATION SERVED BY SOURCE WATER SYSTEM - - - - -						7613		
NEEDHAM	3199000	NORFOLK	Acid	ADJ	11/71	27557		1.0
TOTAL POPULATION SERVED BY SOURCE WATER SYSTEM - - - - -						27557		
NEWBURYPORT	3206000	ESSEX	NaF	ADJ	03/69	17317		1.0
TOTAL POPULATION SERVED BY SOURCE WATER SYSTEM - - - - -						17317		
NORTH ANDOVER	3210000	ESSEX	Acid	ADJ	05/75	22792		1.0
TOTAL POPULATION SERVED BY SOURCE WATER SYSTEM - - - - -						22792		
NORTH READING	3213000	MIDDLESEX	NaF	ADJ	08/71	12002		1.0
TOTAL POPULATION SERVED BY SOURCE WATER SYSTEM - - - - -						12002		
OAK BLUFFS	4221000	DYKES	NaF	ADJ	04/91	2804		1.0
TOTAL POPULATION SERVED BY SOURCE WATER SYSTEM - - - - -						2804		

POPULATION SERVED FLUORIDATED DRINKING WATER BY SOURCE SYSTEM,
CONSECUTIVE SYSTEM, AND COUNTY WITHIN STATE (AS OF 12/31/92)

MASSACHUSETTS

WATER SYSTEMS AND CONSECUTIVE SYSTEMS SERVED	EPA ID NO	COUNTY	CHEM USED	STATUS	FLUOR START DATE	POP SERVED	NATURAL SYSTEMS NAT LEVEL	OPT LEVEL
OXFORD M.A.	2226000	WORCESTER	NaF	ADJ	01/87	12588		1.0
TOTAL POPULATION SERVED BY SOURCE WATER SYSTEM - - - - -						12588		
PEABODY	3229000	ESSEX	NaF	ADJ	02/83	47039		1.0
TOTAL POPULATION SERVED BY SOURCE WATER SYSTEM - - - - -						47039		
PEMBROKE	4231000	PLYMOUTH	NaF	ADJ	09/69	14544		1.0
TOTAL POPULATION SERVED BY SOURCE WATER SYSTEM - - - - -						14544		
READING	3246000	MIDDLESEX	Acid	ADJ	06/69	22539		1.0
TOTAL POPULATION SERVED BY SOURCE WATER SYSTEM - - - - -						22539		
ROCKPORT	3252000	ESSEX	NaF	ADJ	02/84	7482		1.0
TOTAL POPULATION SERVED BY SOURCE WATER SYSTEM - - - - -						7482		
ROYALSTON	2255000	WORCESTER		NATL		25	1.1	
TOTAL POPULATION SERVED BY SOURCE WATER SYSTEM - - - - -						25		
RUTLAND	2257000	WORCESTER	NaF	ADJ	12/85	4936		1.0
TOTAL POPULATION SERVED BY SOURCE WATER SYSTEM - - - - -						4936		
SCITUATE	4264000	PLYMOUTH	NaF	ADJ	07/54	16786		1.0
TOTAL POPULATION SERVED BY SOURCE WATER SYSTEM - - - - -						16786		
SEEKONK	4265000	BRISTOL	NaF	ADJ	11/52	13046		1.0
TOTAL POPULATION SERVED BY SOURCE WATER SYSTEM - - - - -						13046		
SHARON	4266000	NORFOLK	NaF	ADJ	12/53	15517		1.0
TOTAL POPULATION SERVED BY SOURCE WATER SYSTEM - - - - -						15517		
SHREWSBURY	2271000	WORCESTER	Acid	ADJ	12/53	24146		1.0
TOTAL POPULATION SERVED BY SOURCE WATER SYSTEM - - - - -						24146		
SOMERSET	4273000	BRISTOL	NaF	ADJ	06/69	18655		1.0
TOTAL POPULATION SERVED BY SOURCE WATER SYSTEM - - - - -						18655		
SOUTHBRIDGE	2278000	WORCESTER	Acid	ADJ	03/71	17816		1.0
TOTAL POPULATION SERVED BY SOURCE WATER SYSTEM - - - - -						17816		

POPULATION SERVED FLUORIDATED DRINKING WATER BY SOURCE SYSTEM,
CONSECUTIVE SYSTEM, AND COUNTY WITHIN STATE (AS OF 12/31/92)

MASSACHUSETTS

WATER SYSTEMS AND CONSECUTIVE SYSTEMS SERVED	EPA ID NO	COUNTY	CHEM USED	STATUS	FLUOR START DATE	POP SERVED	NATURAL SYSTEMS NAT LEVEL	OPT LEVEL
STURBRIDGE	2287000	WORCHESTER	Acid	ADJ	05/90	7775		1.0
TOTAL POPULATION SERVED BY SOURCE WATER SYSTEM - - - - -						7775		
SUDBURY	3288000	MIDDLESEX	NaF	ADJ	12/60	14358		1.0
TOTAL POPULATION SERVED BY SOURCE WATER SYSTEM - - - - -						14358		
SWANSEA	4292000	BRISTOL	NaF	ADJ	09/69	15411		1.0
TOTAL POPULATION SERVED BY SOURCE WATER SYSTEM - - - - -						15411		
TAUNTON	4293000	BRISTOL	Acid	ADJ	12/81	51032		1.0
TOTAL POPULATION SERVED BY SOURCE WATER SYSTEM - - - - -						51032		
TEMPLETON	2294000	WORCESTER	NaF	ADJ	06/51	6438		1.0
TOTAL POPULATION SERVED BY SOURCE WATER SYSTEM - - - - -						6438		
TEWKSBURY	3295000	MIDDLESEX	Acid	ADJ	03/87	27266		1.0
TOTAL POPULATION SERVED BY SOURCE WATER SYSTEM - - - - -						27266		
TOPSFIELD	3298000	ESSEX	NaF	ADJ	12/53	5754		1.0
TOTAL POPULATION SERVED BY SOURCE WATER SYSTEM - - - - -						5754		
WAKEFIELD	3305000	MIDDLESEX	Acid	ADJ	04/78	24825		1.0
TOTAL POPULATION SERVED BY SOURCE WATER SYSTEM - - - - -						24825		
WALPOLE	3307000	NORFOLK	NaF	ADJ	03/77	20212		1.0
TOTAL POPULATION SERVED BY SOURCE WATER SYSTEM - - - - -						20212		
WARE	1309001	HAMPSHIRE		NATL		72	1.0	
TOTAL POPULATION SERVED BY SOURCE WATER SYSTEM - - - - -						72		
WELLESLEY	3317000	NORFOLK	NaF	ADJ	11/87	26615		1.0
TOTAL POPULATION SERVED BY SOURCE WATER SYSTEM - - - - -						26615		
WENHAM	3320000	ESSEX	NaF	ADJ	01/67	4212		1.0
TOTAL POPULATION SERVED BY SOURCE WATER SYSTEM - - - - -						4212		

POPULATION SERVED FLUORIDATED DRINKING WATER BY SOURCE SYSTEM,
CONSECUTIVE SYSTEM, AND COUNTY WITHIN STATE (AS OF 12/31/92)

MASSACHUSETTS

WATER SYSTEMS AND CONSECUTIVE SYSTEMS SERVED	EPA ID NO	COUNTY	CHEM USED	STATUS	FLUOR START DATE	POP SERVED	NATURAL SYSTEMS NAT LEVEL	OPT LEVEL
WEST NEWBURY	3324000	ESSEX	NaF	ADJ	03/69	2500		1.0
TOTAL POPULATION SERVED BY SOURCE WATER SYSTEM - - - - -						2500		
WESTBOROUGH	2328000	WORCESTER	NaF	ADJ	12/74	14133		1.0
TOTAL POPULATION SERVED BY SOURCE WATER SYSTEM - - - - -						14133		
WESTMINISTER	2332000	WORCESTER	NaF	ADJ	01/68	6191		1.0
TOTAL POPULATION SERVED BY SOURCE WATER SYSTEM - - - - -						6191		
WEYMOUTH	3336000	NORFOLK	Acid	ADJ	03/72	54063		1.0
TOTAL POPULATION SERVED BY SOURCE WATER SYSTEM - - - - -						54063		
WINCHESTER	3344000	MIDDLESEX	NaF	ADJ	03/56	20267		1.0
TOTAL POPULATION SERVED BY SOURCE WATER SYSTEM - - - - -						20267		

STATE SUMMARY DATA AS OF 12/31/92

MICHIGAN

SYSTEM SIZE CLASSIFICATION

	FLUORIDATED SYSTEMS		PUBLIC WATER SYSTEMS	
	NUMBER OF SYSTEMS	TOTAL POPULATION	NUMBER OF SYSTEMS	TOTAL POPULATION
=<1,000	136	53,243	873	145,000
1,001-5,000	171	448,527	462	803,000
5,001-10,000	61	441,468	78	556,000
10,001-50,000	85	1,945,369	91	1,997,000
50,001-100,000	15	1,102,954	19	1,349,000
>100,000	8	2,208,761	8	2,156,000
TOTAL	476	6,200,322	1,531	7,007,000

FLUORIDATED SYSTEM CLASSIFICATION

	NUMBER	POPULATION	PERCENTAGE (POP.)
ADJUSTED	136	2,964,095	47.8
CONSECUTIVE	236	3,111,604	50.2
NATURAL	104	124,623	2.0
TOTAL	476	6,200,322	

SCHOOLS, INDIAN AND MILITARY SYSTEMS

	ADJUSTED		NATURAL	
	NUMBER	POP.	NUMBER	POP.
TOTAL SCHOOLS	0	0	0	0
INDIAN SYSTEMS	0	0	0	0
INDIAN SCHOOLS	0	0	0	0
MILITARY SYSTEMS	3	19,700	0	0

CHEMICAL USAGE OF FLUORIDATING SYSTEMS

	NUMBER	POPULATION
SODIUM FLUORIDE	10	38,239
SODIUM SILICOFLUORIDE	47	609,621
HYDROFLUOSILICIC ACID	298	5,335,497

POPULATION SERVED FLUORIDATED DRINKING WATER BY SOURCE SYSTEM,
CONSECUTIVE SYSTEM, AND COUNTY WITHIN STATE (AS OF 12/31/92)

MICHIGAN

WATER SYSTEMS AND CONSECUTIVE SYSTEMS SERVED	EPA ID NO	COUNTY	CHEM USED	STATUS	FLUOR START DATE	POP SERVED	NATURAL SYSTEMS NAT LEVEL	OPT LEVEL
ADDISON	0000030	LENAWEE		NATL		655	0.7	
TOTAL POPULATION SERVED BY SOURCE WATER SYSTEM - - - - -						655		
ADRIAN	0000040	LENAWEE	Acid	ADJ	11/60	21186		1.0
TOTAL POPULATION SERVED BY SOURCE WATER SYSTEM - - - - -						21186		
AKRON	0000070	TUSCOLA		NATL		538	1.8	
TOTAL POPULATION SERVED BY SOURCE WATER SYSTEM - - - - -						538		
ALBION	0000100	CALHOUN	Acid	ADJ	11/66	11059		1.0
TOTAL POPULATION SERVED BY SOURCE WATER SYSTEM - - - - -						11059		
ALGONAC	0000110	ST. CLAIR	Acid	ADJ	09/49	4412		1.0
CLAY TWP	0001450	ST. CLAIR		CONS		5820		
COLONY ASSOC	0001550	ST. CLAIR		CONS		200		
TOTAL POPULATION SERVED BY SOURCE WATER SYSTEM - - - - -						10432		
ALLEGAN	0000120	ALLEGAN	Acid	ADJ	01/73	4494		1.0
TOTAL POPULATION SERVED BY SOURCE WATER SYSTEM - - - - -						4494		
ALMA	0000140	GRATIOT	Acid	ADJ	08/65	9700		1.0
TOTAL POPULATION SERVED BY SOURCE WATER SYSTEM - - - - -						9700		
ALPENA	0000160	ALPENA	NaF	ADJ	09/58	12214		1.0
ALPENA TWP	0000170	ALPENA		CONS		4500		
TOTAL POPULATION SERVED BY SOURCE WATER SYSTEM - - - - -						16714		
ANN ARBOR	0000220	WASHTENAW	NaSiF6	ADJ	12/51	107966		1.0
TOTAL POPULATION SERVED BY SOURCE WATER SYSTEM - - - - -						107966		
ARMADA	0000240	MACOMB		NATL		1392	1.2	
TOTAL POPULATION SERVED BY SOURCE WATER SYSTEM - - - - -						1392		
BAD AXE	0000340	HURON		NATL		3278	0.7	
TOTAL POPULATION SERVED BY SOURCE WATER SYSTEM - - - - -						3278		
BANCROFT	0000370	SHIAWASSEE		NATL		618	0.7	
TOTAL POPULATION SERVED BY SOURCE WATER SYSTEM - - - - -						618		

POPULATION SERVED FLUORIDATED DRINKING WATER BY SOURCE SYSTEM,
CONSECUTIVE SYSTEM, AND COUNTY WITHIN STATE (AS OF 12/31/92)

MICHIGAN

WATER SYSTEMS AND CONSECUTIVE SYSTEMS SERVED	EPA ID NO	COUNTY	CHEM USED	STATUS	FLUOR START DATE	POP SERVED	NATURAL SYSTEMS NAT LEVEL	OPT LEVEL
BANGOR	0000380	VAN BUREN	Acid	ADJ	06/73	2001		1.0
TOTAL POPULATION SERVED BY SOURCE WATER SYSTEM - - - - -						2001		
BARAGA	0000410	BARAGA	Acid	ADJ	07/72	1055		1.0
TOTAL POPULATION SERVED BY SOURCE WATER SYSTEM - - - - -						1055		
BATTLE CREEK-VERONA	0000450	CALHOUN	Acid	ADJ	04/51	35724		1.0
EMMETT TWP	0002125	CALHOUN		CONS		500		
PENNFIELD TWP	0005232	CALHOUN		CONS		1632		
SPRINGFIELD	0006240	CALHOUN		CONS		4800		
TOTAL POPULATION SERVED BY SOURCE WATER SYSTEM - - - - -						42656		
BAY CITY	0000470	BAY	Acid	ADJ	11/52	41593		1.0
BANGOR MONITOR-METRO	0000400	BAY		CONS		4200		
BANGOR TWP	0000390	BAY		CONS		14000		
BEAVER RD AREA ASSN	0000517	BAY		CONS		730		
ESSEXVILLE	0002180	BAY		CONS		4375		
FRANKENLUST TWP	0002410	BAY		CONS		1200		
FRASER TWP	0002465	BAY		CONS		1303		
HAMPTON TWP	0002960	BAY		CONS		6050		
KAW KAWLIN METRO DIST	0003570	BAY		CONS		1285		
KAWKAWLIN TWP	0003565	BAY		CONS		3112		
MERRIT TWP	0004280	BAY		CONS		440		
MONITOR TWP	0004440	BAY		CONS		6055		
PINCONNING	0005330	BAY		CONS		1430		
PINCONNING TWP	0005335	BAY		CONS		186		
PORTSMOUTH TWP	0005540	BAY		CONS		3075		
WILLIAMS TWP	0007125	BAY		CONS		3190		
TOTAL POPULATION SERVED BY SOURCE WATER SYSTEM - - - - -						92224		
BEECHER METRO DIST	0000540	GENESEE		NATL		18528		1.0
TOTAL POPULATION SERVED BY SOURCE WATER SYSTEM - - - - -						18528		
BELDING	0000560	IONIA	Acid	ADJ	/71	5653		1.0
TOTAL POPULATION SERVED BY SOURCE WATER SYSTEM - - - - -						5653		
BENTON HARBOR	0000600	BERRIEN	Acid	ADJ	09/51	14612		1.0
BENTON TWP	0000605	BERRIEN		CONS		2084		
TOTAL POPULATION SERVED BY SOURCE WATER SYSTEM - - - - -						16696		

POPULATION SERVED FLUORIDATED DRINKING WATER BY SOURCE SYSTEM,
CONSECUTIVE SYSTEM, AND COUNTY WITHIN STATE (AS OF 12/31/92)

MICHIGAN

WATER SYSTEMS AND CONSECUTIVE SYSTEMS SERVED	EPA ID NO	COUNTY	CHEM USED	STATUS	FLUOR START DATE	POP SERVED	NATURAL SYSTEMS NAT LEVEL	OPT LEVEL
BERGLAND	0000620	ONTONAGON			NATL	420	1.0	
TOTAL POPULATION SERVED BY SOURCE WATER SYSTEM - - - - -						420		
BIG RAPIDS	0000710	MECOSTA	Acid	ADJ	04/61	12000		1.0
FERRIS ST UNIV.	0000000	MECOSTA		CONS		6416		
TOTAL POPULATION SERVED BY SOURCE WATER SYSTEM - - - - -						18416		
BLISSFIELD	0000750	LENAWEE	Acid	ADJ	11/73	3230		1.0
TOTAL POPULATION SERVED BY SOURCE WATER SYSTEM - - - - -						3230		
BLOOMER PARK	0000760	OAKLAND			NATL	240	0.8	
TOTAL POPULATION SERVED BY SOURCE WATER SYSTEM - - - - -						240		
BOYNE CITY	0000800	CHARLEVOIX	Acid	ADJ	11/73	3348		1.0
TOTAL POPULATION SERVED BY SOURCE WATER SYSTEM - - - - -						3348		
BRIDGMAN	0000850	BERRIEN	Acid	ADJ	12/68	2235		1.0
TOTAL POPULATION SERVED BY SOURCE WATER SYSTEM - - - - -						2235		
BRIGHTON	0000860	LIVINGSTON	Acid	ADJ	/64	4268		1.0
TOTAL POPULATION SERVED BY SOURCE WATER SYSTEM - - - - -						4268		
BRITTON	0000890	LENAWEE			NATL	822	1.3	
TOTAL POPULATION SERVED BY SOURCE WATER SYSTEM - - - - -						822		
BRONSON	0000910	BRANCH	Acid	ADJ	10/67	2271		1.0
TOTAL POPULATION SERVED BY SOURCE WATER SYSTEM - - - - -						2271		
BROOKLYN	0000920	JACKSON	Acid	ADJ	03/74	1110		1.0
TOTAL POPULATION SERVED BY SOURCE WATER SYSTEM - - - - -						1110		
BROWN CITY	0000930	SANILAC			NATL	1250	1.5	
TOTAL POPULATION SERVED BY SOURCE WATER SYSTEM - - - - -						1250		
BUCHANAN	0000960	BERRIEN	Acid	ADJ	10/52	5136		1.0
TOTAL POPULATION SERVED BY SOURCE WATER SYSTEM - - - - -						5136		

POPULATION SERVED FLUORIDATED DRINKING WATER BY SOURCE SYSTEM,
CONSECUTIVE SYSTEM, AND COUNTY WITHIN STATE (AS OF 12/31/92)

MICHIGAN

WATER SYSTEMS AND CONSECUTIVE SYSTEMS SERVED	EPA ID NO	COUNTY	CHEM USED	STATUS	FLUOR START DATE	POP SERVED	NATURAL NAT LEVEL	SYSTEMS OPT LEVEL
BURR OAK	0001000	ST. JOSEPH	Acid	ADJ	04/74	853		1.0
TOTAL POPULATION SERVED BY SOURCE WATER SYSTEM - - - - -						853		
BURT VIEW CONDOS	0000006	CHEBOYGAN		NATL		40	1.0	
TOTAL POPULATION SERVED BY SOURCE WATER SYSTEM - - - - -						40		
BYRON	0001020	SHIAWASSEE		NATL		689	0.7	
TOTAL POPULATION SERVED BY SOURCE WATER SYSTEM - - - - -						689		
CAMDEN	0001050	HILLSDALE		NATL		420	0.7	
TOTAL POPULATION SERVED BY SOURCE WATER SYSTEM - - - - -						420		
CAPAC	0001110	ST. CLAIR		NATL		1379	1.2	
TOTAL POPULATION SERVED BY SOURCE WATER SYSTEM - - - - -						1379		
CARO	0001130	TUSCOLA		NATL		4700	0.9	
TOTAL POPULATION SERVED BY SOURCE WATER SYSTEM - - - - -						4700		
CARO STATE HME	0001140	TUSCOLA		NATL		1000	0.7	
TOTAL POPULATION SERVED BY SOURCE WATER SYSTEM - - - - -						1000		
CARSON CITY	0001170	MONTCALM	Acid	ADJ	10/66	1217		1.0
TOTAL POPULATION SERVED BY SOURCE WATER SYSTEM - - - - -						1217		
CASEVILLE	0001190	HURON		NATL		851	0.7	
TOTAL POPULATION SERVED BY SOURCE WATER SYSTEM - - - - -						851		
CASS CITY	0001220	TUSCOLA		NATL		2400	0.7	
TOTAL POPULATION SERVED BY SOURCE WATER SYSTEM - - - - -						2400		
CASS LAKESIDE SUBD	0001230	OAKLAND		NATL		500	0.7	
TOTAL POPULATION SERVED BY SOURCE WATER SYSTEM - - - - -						500		
CEDAR SPRINGS	0001260	KENT	Acid	ADJ	10/58	2000		1.0
TOTAL POPULATION SERVED BY SOURCE WATER SYSTEM - - - - -						2000		
CHARLEVOIX	0001330	CHARLEVOIX	Acid	ADJ	10/53	3296		1.0
TOTAL POPULATION SERVED BY SOURCE WATER SYSTEM - - - - -						3296		

POPULATION SERVED FLUORIDATED DRINKING WATER BY SOURCE SYSTEM,
CONSECUTIVE SYSTEM, AND COUNTY WITHIN STATE (AS OF 12/31/92)

MICHIGAN

WATER SYSTEMS AND CONSECUTIVE SYSTEMS SERVED	EPA ID NO	COUNTY	CHEM USED	STATUS	FLUOR START DATE	POP SERVED	NATURAL SYSTEMS NAT LEVEL	OPT LEVEL
CHARLEVOIX TWP	0001335	CHARLEVOIX			NATL	250	1.4	
TOTAL POPULATION SERVED BY SOURCE WATER SYSTEM - - - - -						250		
CHARLOTTE	0001340	EATON	Acid	ADJ	06/65	8251		1.0
TOTAL POPULATION SERVED BY SOURCE WATER SYSTEM - - - - -						8251		
CHARMWOOD VILLAGE APTS	0001345	ST. CLAIR			NATL	50	1.6	
TOTAL POPULATION SERVED BY SOURCE WATER SYSTEM - - - - -						50		
CHEBOYGAN	0001360	CHEBOYGAN			NATL	5106	1.1	
TOTAL POPULATION SERVED BY SOURCE WATER SYSTEM - - - - -						5106		
CHELSEA	0001370	WASHTENAW	NaF	ADJ	05/61	3816		1.0
TOTAL POPULATION SERVED BY SOURCE WATER SYSTEM - - - - -						3816		
CHERRYWOOD COMMONS CONDO	0001375	GRAND TRAVERSE			NATL	100	1.3	
TOTAL POPULATION SERVED BY SOURCE WATER SYSTEM - - - - -						100		
CLARE	0001420	CLARE	Acid	ADJ	11/70	3300		1.0
TOTAL POPULATION SERVED BY SOURCE WATER SYSTEM - - - - -						3300		
CLIFFORD	0001460	LAPEER			NATL	406	1.1	
TOTAL POPULATION SERVED BY SOURCE WATER SYSTEM - - - - -						406		
COLDWATER REG CENTER	0001510	BRANCH	Acid	ADJ	05/56	1760		1.0
TOTAL POPULATION SERVED BY SOURCE WATER SYSTEM - - - - -						1760		
COLUMBIAVILLE	0001570	LAPEER			NATL	953	1.1	
TOTAL POPULATION SERVED BY SOURCE WATER SYSTEM - - - - -						953		
COOPERATIVE HOMESTEAD	0001601	OAKLAND			NATL	40	1.2	
TOTAL POPULATION SERVED BY SOURCE WATER SYSTEM - - - - -						40		
CORUNNA	0001640	SHIAWASSEE			NATL	3206	0.7	
TOTAL POPULATION SERVED BY SOURCE WATER SYSTEM - - - - -						3206		

POPULATION SERVED FLUORIDATED DRINKING WATER BY SOURCE SYSTEM,
CONSECUTIVE SYSTEM, AND COUNTY WITHIN STATE (AS OF 12/31/92)

MICHIGAN

WATER SYSTEMS AND CONSECUTIVE SYSTEMS SERVED	EPA ID NO	COUNTY	CHEM USED	STATUS	FLUOR START DATE	POP SERVED	NATURAL SYSTEMS NAT LEVEL	OPT LEVEL
DAVISON	0001720	GENESEE		NATL		6082	0.8	
TOTAL POPULATION SERVED BY SOURCE WATER SYSTEM - - - - -						6082		
DETROIT	0001800	WAYNE	Acid	ADJ	08/671203339			1.0
ALLEN PARK	0000130	WAYNE		CONS		34196		
ALMONT	0000150	LAPEER		CONS		1864		
ASH TWP	0000245	WAYNE		CONS		2000		
AUBURN HILLS	0005450	OAKLAND		CONS		16000		
BELLEVILLE	0000580	WAYNE		CONS		2600		
BERLIN TWP	0000635	WAYNE		CONS		1000		
BLOOMFIELD HILLS	0000775	OAKLAND		CONS		3700		
BLOOMFIELD TWP	0000790	OAKLAND		CONS		43500		
BROWNSTOWN TWP	0000940	WAYNE		CONS		7300		
CANTON TWP	0001100	WAYNE		CONS		8800		
CENTERLINE	0001290	MACOMB		CONS		9286		
CHESTERFIELD TWP	0001390	MACOMB		CONS		10000		
CLINTON TWP	0001480	MACOMB		CONS		37900		
COMMERCE TWP	0001573	OAKLAND		CONS		940		
DEARBORN	0001730	WAYNE		CONS		90660		
DEARBORN HEIGHTS	0001740	WAYNE		CONS		67706		
EAST DETROIT	0001950	MACOMB		CONS		38280		
ECORSE	0002050	WAYNE		CONS		14447		
FARMINGTON	0002230	OAKLAND		CONS		11200		
FARMINGTON HILLS	0002240	OAKLAND		CONS		58250		
FERNDALE	0002280	OAKLAND		CONS		26200		
FLAT ROCK	0002300	WAYNE		CONS		6850		
FLINT	0002310	GENESEE		CONS		193317		
FRASER	0002460	MACOMB		CONS		14500		
GARDEN CITY	0002550	WAYNE		CONS		35640		
GENESEE CO DRAIN COMM	0002615	GENESEE		CONS		0		
BURTON	0001010	GENESEE		CONS		3300		
CLAYTON TWP	0001455	GENESEE		CONS		554		
CLIO	0001490	GENESEE		CONS		2364		
DAVISON TWP	0001725	GENESEE		CONS		1878		
FLINT TWP	0002320	GENESEE		CONS		9424		
FLUSHING	0002340	GENESEE		CONS		8624		
FLUSHING TWP	0002345	GENESEE		CONS		1664		
GAINES TWP	0002525	GENESEE		CONS		534		
GENESEE TWP	0002617	GENESEE		CONS		1795		
MONTROSE	0004180	GENESEE		CONS		1900		
MT MORRIS	0004520	GENESEE		CONS		3246		
MT MORRIS TWP	0004525	GENESEE		CONS		5088		
MUNDY TWP	0004555	GENESEE		CONS		345		
SWARTZ CREEK	0006505	GENESEE		CONS		5013		
VIENNA TWP	0006795	GENESEE		CONS		1940		
GIBRALTAR	0002630	WAYNE		CONS		3900		
GROSSE ILE TWP	0002870	WAYNE		CONS		7900		
GROSSE PTE PARK	0002900	WAYNE		CONS		13639		

POPULATION SERVED FLUORIDATED DRINKING WATER BY SOURCE SYSTEM,
CONSECUTIVE SYSTEM, AND COUNTY WITHIN STATE (AS OF 12/31/92)

MICHIGAN

WATER SYSTEMS AND CONSECUTIVE SYSTEMS SERVED	EPA ID NO	COUNTY	CHEM USED	STATUS	FLUOR START DATE	POP SERVED	NATURAL SYSTEMS NAT LEVEL	OPT LEVEL
GROSSE PTE SHORES	0002910	WAYNE		CONS		3122		
GROSSE PTE WOODS	0002920	WAYNE		CONS		18886		
HAMTRAMCK	0002970	WAYNE		CONS		21300		
HARPER WOODS	0003020	WAYNE		CONS		16361		
HAZEL PARK	0003100	OAKLAND		CONS		21000		
HURON TWP	0003320	WAYNE		CONS		8700		
IMLAY CITY	0003340	LAPEER		CONS		2496		
INKSTER	0003360	WAYNE		CONS		35190		
KEEGO HARBOR	0003595	OAKLAND		CONS		2700		
LAPEER	0003780	LAPEER		CONS		6225		
OAKDALE CENTER	0003790	LAPEER		CONS		150		
LINCOLN PARK	0003870	WAYNE		CONS		45105		
LIVONIA	0003930	WAYNE		CONS		104814		
MACOMB TWP	0003990	MACOMB		CONS		4500		
MADISON HEIGHTS	0004000	OAKLAND		CONS		35400		
MAYFIELD TWP	0004178	LAPEER		CONS		468		
MELVINDALE	0004220	WAYNE		CONS		12322		
NORTHVILLE	0004830	WAYNE		CONS		5698		
NORTHVILLE TWP	0004845	WAYNE		CONS		3500		
NOVI	0004870	OAKLAND		CONS		17630		
OAK PARK	0004880	OAKLAND		CONS		31500		
ORCHARD LAKE VIL.	0005031	OAKLAND		CONS		425		
ORION TWP	0005035	OAKLAND		CONS		6750		
PLYMOUTH	0005400	WAYNE		CONS		9986		
PLYMOUTH TWP	0005420	WAYNE		CONS		13100		
PONTIAC	0005440	OAKLAND		CONS		76700		
REDFORD TWP	0005640	WAYNE		CONS		72400		
RIVER ROUGE	0005690	WAYNE		CONS		12912		
ROCHESTER HILLS	0000325	OAKLAND		CONS		45000		
ROCKWOOD	0005750	WAYNE		CONS		3350		
ROMULUS	0005785	WAYNE		CONS		24857		
ROSEVILLE	0005820	MACOMB		CONS		54311		
ROYAL OAK TWP	0005840	OAKLAND		CONS		5800		
S ROCKWOOD	0006130	MONROE		CONS		1477		
SE OAKLAND CO WATER AUTH	0006150	OAKLAND		CONS		0		
BERKLEY	0000630	OAKLAND		CONS		18600		
BEVERLY HILLS	0000690	OAKLAND		CONS		10900		
BINGHAM FARMS	0000715	OAKLAND		CONS		500		
BIRMINGHAM	0000730	OAKLAND		CONS		21900		
CLAWSON	0001440	OAKLAND		CONS		15200		
HUNTINGTON WOODS	0003310	OAKLAND		CONS		6900		
LATHRUP VILLAGE	0003800	OAKLAND		CONS		4700		
PLEASANT RIDGE	0005390	OAKLAND		CONS		3100		
ROYAL OAK	0005830	OAKLAND		CONS		70800		
SOUTHFIELD	0006160	OAKLAND		CONS		73900		
SHELBY TWP	0006010	MACOMB		CONS		4000		
SOUTHGATE	0006170	WAYNE		CONS		32058		
ST CLAIR SHORES	0006280	MACOMB		CONS		76210		
STERLING HEIGHTS	0006385	MACOMB		CONS		108999		

POPULATION SERVED FLUORIDATED DRINKING WATER BY SOURCE SYSTEM,
CONSECUTIVE SYSTEM, AND COUNTY WITHIN STATE (AS OF 12/31/92)

MICHIGAN

WATER SYSTEMS AND CONSECUTIVE SYSTEMS SERVED	EPA ID NO	COUNTY	CHEM USED	STATUS	FLUOR START DATE	POP SERVED	NATURAL SYSTEMS NAT LEVEL	OPT LEVEL
SUMPTER TWP	0006460	WAYNE		CONS		2600		
TAYLOR	0006545	WAYNE		CONS		77568		
TRENTON	0006650	WAYNE		CONS		22762		
TROY	0006690	OAKLAND		CONS		83000		
UTICA	0006760	MACOMB		CONS		5282		
VAN BUREN TWP	0006770	WAYNE		CONS		9400		
W BLOOMFIELD TWP	0006975	OAKLAND		CONS		26500		
WARREN	0006900	MACOMB		CONS		161131		
WASHINGTON TWP	0006905	MACOMB		CONS		100		
WAYNE	0006950	WAYNE		CONS		21159		
WESTLAND	0007040	WAYNE		CONS		84603		
WOODHAVEN	0007180	WAYNE		CONS		10902		
TOTAL POPULATION SERVED BY SOURCE WATER SYSTEM - - - - -						3689492		
DOWAGIAC	0001860	CASS	Acid	ADJ	/70	6400		1.0
TOTAL POPULATION SERVED BY SOURCE WATER SYSTEM - - - - -						6400		
DRYDEN	0001870	LAPEER		NATL		650	1.1	
TOTAL POPULATION SERVED BY SOURCE WATER SYSTEM - - - - -						650		
DUNDEE	0001880	MONROE	Acid	ADJ	/72	2575		1.0
TOTAL POPULATION SERVED BY SOURCE WATER SYSTEM - - - - -						2575		
DURAND	0000015	SHIAWASSEE		NATL		4238	0.8	
TOTAL POPULATION SERVED BY SOURCE WATER SYSTEM - - - - -						4238		
E CHINA TWP	0001940	ST. CLAIR	NaSiF6	ADJ	04/62	3100		1.0
CHINA TWP	0001415	ST. CLAIR		CONS		25		
TOTAL POPULATION SERVED BY SOURCE WATER SYSTEM - - - - -						3125		
E LANSING-MERIDIAN TWP AUTH	0001995	INGHAM	Acid	ADJ	10/55	0		1.0
E LANSING	0001990	INGHAM		CONS		48000		
MERIDIAN TWP	0004260	INGHAM		CONS		27500		
TOTAL POPULATION SERVED BY SOURCE WATER SYSTEM - - - - -						75500		
EAST JORDAN	0001970	CHARLEVOIX	Acid	ADJ	04/58	2185		1.0
TOTAL POPULATION SERVED BY SOURCE WATER SYSTEM - - - - -						2185		
EAST TAWAS	0002010	IOSCO	Acid	ADJ		2584		1.0
BALDWIN TWP	0000355	IOSCO		CONS		100		
TAWAS CITY	0006540	IOSCO		CONS		1967		
TOTAL POPULATION SERVED BY SOURCE WATER SYSTEM - - - - -						4651		

POPULATION SERVED FLUORIDATED DRINKING WATER BY SOURCE SYSTEM,
CONSECUTIVE SYSTEM, AND COUNTY WITHIN STATE (AS OF 12/31/92)

MICHIGAN

WATER SYSTEMS AND CONSECUTIVE SYSTEMS SERVED	EPA ID NO	COUNTY	CHEM USED	STATUS	FLUOR START DATE	POP SERVED	NATURAL SYSTEMS NAT LEVEL	OPT LEVEL
EATON RAPIDS	0002020	EATON	Acid	ADJ	/71	4510		1.0
TOTAL POPULATION SERVED BY SOURCE WATER SYSTEM - - - - -						4510		
ECHO COVE - DEVIL'S LAKE	0002040	LENAWEE		NATL		60	1.0	
TOTAL POPULATION SERVED BY SOURCE WATER SYSTEM - - - - -						60		
EDGEWOOD HILLS	0002060	OAKLAND		NATL		150	0.7	
TOTAL POPULATION SERVED BY SOURCE WATER SYSTEM - - - - -						150		
ELK RAPIDS	0002090	ANTRIM	Acid	ADJ	12/69	1504		1.0
TOTAL POPULATION SERVED BY SOURCE WATER SYSTEM - - - - -						1504		
ESCANABA	0002170	DELTA	Acid	ADJ	12/55	14500		1.0
TOTAL POPULATION SERVED BY SOURCE WATER SYSTEM - - - - -						14500		
FENTON	0002270	GENESEE	Acid	ADJ	09/63	8098		1.0
TOTAL POPULATION SERVED BY SOURCE WATER SYSTEM - - - - -						8098		
FORD RIVER TWP	0002350	DELTA		NATL		580	0.8	
TOTAL POPULATION SERVED BY SOURCE WATER SYSTEM - - - - -						580		
FOWLER	0002390	CLINTON		NATL		1106	0.8	
TOTAL POPULATION SERVED BY SOURCE WATER SYSTEM - - - - -						1106		
FOWLerville	0002400	LIVINGSTON	Acid	ADJ	03/73	2289		1.0
TOTAL POPULATION SERVED BY SOURCE WATER SYSTEM - - - - -						2289		
FREMONT	0002490	NEWAYGO	Acid	ADJ	12/68	4000		1.0
TOTAL POPULATION SERVED BY SOURCE WATER SYSTEM - - - - -						4000		
GAGETOWN	0002520	TUSCOLA		NATL		408	1.0	
TOTAL POPULATION SERVED BY SOURCE WATER SYSTEM - - - - -						408		
GALESBURG	0002530	KALAMAZOO	Acid	ADJ	06/67	1822		1.0
TOTAL POPULATION SERVED BY SOURCE WATER SYSTEM - - - - -						1822		

POPULATION SERVED FLUORIDATED DRINKING WATER BY SOURCE SYSTEM,
CONSECUTIVE SYSTEM, AND COUNTY WITHIN STATE (AS OF 12/31/92)

MICHIGAN

WATER SYSTEMS AND CONSECUTIVE SYSTEMS SERVED	EPA ID NO	COUNTY	CHEM USED	STATUS	FLUOR START DATE	POP SERVED	NATURAL SYSTEMS NAT LEVEL	OPT LEVEL
GARDEN	0002540	DELTA		NATL		275	1.5	
TOTAL POPULATION SERVED BY SOURCE WATER SYSTEM - - - - -						275		
GERMFASK	0002625	SCHOOLCRAFT		NATL		116	0.7	
TOTAL POPULATION SERVED BY SOURCE WATER SYSTEM - - - - -						116		
GLADSTONE	0002640	DELTA	Acid	ADJ	11/54	4600		1.0
TOTAL POPULATION SERVED BY SOURCE WATER SYSTEM - - - - -						4600		
GOODRICH FARMS	0002710	OAKLAND		NATL		410	1.1	
TOTAL POPULATION SERVED BY SOURCE WATER SYSTEM - - - - -						410		
GRAND BLANC	0002740	GENESEE		NATL		7630	0.7	
TOTAL POPULATION SERVED BY SOURCE WATER SYSTEM - - - - -						7630		
GRAND BLANC TWP - CENTRAL	0002745	GENESEE		NATL		5800	0.9	
TOTAL POPULATION SERVED BY SOURCE WATER SYSTEM - - - - -						5800		
GRAND RAPIDS	0002790	KENT	NaSiF6	ADJ	11/45	197649		1.0
ADA TWP	0000012	KENT		CONS		3300		
ALLENDAL TWP	0000127	OTTAWA		CONS		2000		
CANNON TWP	0001080	KENT		CONS		600		
CASCADE TWP	0001185	KENT		CONS		2500		
COOPERSVILLE	0001610	KENT		CONS		2889		
E GRAND RAPIDS	0001960	KENT		CONS		12565		
GRAND RAPIDS TWP	0002800	KENT		CONS		1500		
KENTWOOD	0003620	KENT		CONS		30400		
WALKER	0006860	KENT		CONS		15088		
TOTAL POPULATION SERVED BY SOURCE WATER SYSTEM - - - - -						268491		
GRAYLING	0002840	CRAWFORD	Acid	ADJ	/70	2143		1.0
TOTAL POPULATION SERVED BY SOURCE WATER SYSTEM - - - - -						2143		
GREEN ACRES APTS	0002844	GENESEE		NATL		80	1.4	
TOTAL POPULATION SERVED BY SOURCE WATER SYSTEM - - - - -						80		
GREENVILLE	0002850	MONTCALM	Acid	ADJ	11/66	8500		1.0
TOTAL POPULATION SERVED BY SOURCE WATER SYSTEM - - - - -						8500		

POPULATION SERVED FLUORIDATED DRINKING WATER BY SOURCE SYSTEM,
CONSECUTIVE SYSTEM, AND COUNTY WITHIN STATE (AS OF 12/31/92)

MICHIGAN

WATER SYSTEMS AND CONSECUTIVE SYSTEMS SERVED	EPA ID NO	COUNTY	CHEM USED	STATUS	FLUOR START DATE	POP SERVED	NATURAL SYSTEMS NAT LEVEL	OPT LEVEL
GROSSE PTE FARMS	0002890	WAYNE	Acid	ADJ		10600		1.0
GROSSE POINTE	0002880	WAYNE		CONS		5900		
TOTAL POPULATION SERVED BY SOURCE WATER SYSTEM - - - - -						16500		
GWINN	0002370	MARQUETTE	Acid	ADJ	00/74	3186		1.0
TOTAL POPULATION SERVED BY SOURCE WATER SYSTEM - - - - -						3186		
HARBOR BEACH	0003000	HURON	Acid	ADJ		2000		1.0
TOTAL POPULATION SERVED BY SOURCE WATER SYSTEM - - - - -						2000		
HARBOR SPRINGS	0003010	EMMET	Acid	ADJ	05/63	1567		1.0
TOTAL POPULATION SERVED BY SOURCE WATER SYSTEM - - - - -						1567		
HARTFORD	0003070	VAN BUREN	Acid	ADJ	05/66	2493		1.0
TOTAL POPULATION SERVED BY SOURCE WATER SYSTEM - - - - -						2493		
HASTINGS	0003090	BARRY	Acid	ADJ	11/51	6500		1.0
TOTAL POPULATION SERVED BY SOURCE WATER SYSTEM - - - - -						6500		
HEMINGWAY POINTE CONDO	0003115	CHARLEVOIX		NATL		150	1.3	
TOTAL POPULATION SERVED BY SOURCE WATER SYSTEM - - - - -						150		
HIGHLAND PARK	0003140	WAYNE	Acid	ADJ	/52	27900		1.0
TOTAL POPULATION SERVED BY SOURCE WATER SYSTEM - - - - -						27900		
HILLSDALE	0003170	HILLSDALE	Acid	ADJ	11/54	7432		1.0
TOTAL POPULATION SERVED BY SOURCE WATER SYSTEM - - - - -						7432		
HOLLAND	0003190	OTTAWA	Acid	ADJ	08/66	26300		1.0
LAKETOWN TWP	0003747	ALLEGAN		CONS		300		
ZEELAND	0007270	OTTAWA		CONS		4734		
TOTAL POPULATION SERVED BY SOURCE WATER SYSTEM - - - - -						31334		
HOLLY	0003200	OAKLAND	Acid	ADJ		5000		1.0
TOTAL POPULATION SERVED BY SOURCE WATER SYSTEM - - - - -						5000		
HOWARD CITY	0003240	MONTCALM	Acid	ADJ		1150		1.0
TOTAL POPULATION SERVED BY SOURCE WATER SYSTEM - - - - -						1150		

POPULATION SERVED FLUORIDATED DRINKING WATER BY SOURCE SYSTEM,
CONSECUTIVE SYSTEM, AND COUNTY WITHIN STATE (AS OF 12/31/92)

MICHIGAN

WATER SYSTEMS AND CONSECUTIVE SYSTEMS SERVED	EPA ID NO	COUNTY	CHEM USED	STATUS	FLUOR START DATE	POP SERVED	NATURAL SYSTEMS NAT LEVEL	OPT LEVEL
HOWELL	0003250	LIVINGSTON	NaF	ADJ	11/61	6976		1.0
TOTAL POPULATION SERVED BY SOURCE WATER SYSTEM - - - - -						6976		
HUDSON	0003280	LENAWEE		NATL		2545	0.8	
TOTAL POPULATION SERVED BY SOURCE WATER SYSTEM - - - - -						2545		
ISHPEMING	0003440	MARQUETTE	Acid	ADJ	00/72	7600		1.0
ISHPEMING TWP - NORTH	0000013	MARQUETTE		CONS		250		
TOTAL POPULATION SERVED BY SOURCE WATER SYSTEM - - - - -						7850		
JACKSON	0003470	JACKSON	Acid	ADJ	08/51	40271		1.0
BLACKMAN TWP	0000740	JACKSON		CONS		2000		
TOTAL POPULATION SERVED BY SOURCE WATER SYSTEM - - - - -						42271		
JONESVILLE	0003490	HILLSDALE	Acid	ADJ	11/73	2172		1.0
TOTAL POPULATION SERVED BY SOURCE WATER SYSTEM - - - - -						2172		
K I SAWYER AFB	0008700	MARQUETTE	Acid	ADJ	00/65	8700		1.0
TOTAL POPULATION SERVED BY SOURCE WATER SYSTEM - - - - -						8700		
KALAMAZOO	0003520	KALAMAZOO	Acid	ADJ	08/51	79722		1.0
COMSTOCK TWP	0001575	KALAMAZOO		CONS		861		
COOPER TWP	0001605	KALAMAZOO		CONS		436		
KALAMAZOO PSYCH REG HOSP	0003530	KALAMAZOO		CONS		1400		
KALAMAZOO TWP	0003540	KALAMAZOO		CONS		20166		
OSHTIMO TWP	0005045	KALAMAZOO		CONS		1474		
RICHLAND	0000018	Kalamazoo		CONS		450		
RICHLAND TWP	0005667	KALAMAZOO		CONS		500		
SANDSTONE TWP	0000011	JACKSON		CONS		50		
SPRING ARBOR TWP	0000010	JACKSON		CONS		1958		
TEXAS TWP	0006565	KALAMAZOO		CONS		1000		
TOTAL POPULATION SERVED BY SOURCE WATER SYSTEM - - - - -						108017		
KINGSTON	0003660	TUSCOLA		NATL		464	0.9	
TOTAL POPULATION SERVED BY SOURCE WATER SYSTEM - - - - -						464		
KINROSS TWP	0003630	CHIPPEWA	Acid	ADJ	00/60	3000		1.0
TOTAL POPULATION SERVED BY SOURCE WATER SYSTEM - - - - -						3000		

POPULATION SERVED FLUORIDATED DRINKING WATER BY SOURCE SYSTEM,
CONSECUTIVE SYSTEM, AND COUNTY WITHIN STATE (AS OF 12/31/92)

MICHIGAN

WATER SYSTEMS AND CONSECUTIVE SYSTEMS SERVED	EPA ID NO	COUNTY	CHEM USED	STATUS	FLUOR START DATE	POP SERVED	NATURAL SYSTEMS NAT LEVEL	OPT LEVEL
KNORRWOOD KNOLLS SUBD	0003666	OAKLAND		NATL		100	0.7	
TOTAL POPULATION SERVED BY SOURCE WATER SYSTEM - - - - -						100		
LAKE OAKLAND WOODS SUBD	0003735	OAKLAND		NATL		1290	1.0	
TOTAL POPULATION SERVED BY SOURCE WATER SYSTEM - - - - -						1290		
LAKE ODESSA	0003730	IONIA	Acid	ADJ	/52	2300		1.0
TOTAL POPULATION SERVED BY SOURCE WATER SYSTEM - - - - -						2300		
LAKESIDE CLUB CONDO	0003744	EMMET		NATL		200	1.7	
TOTAL POPULATION SERVED BY SOURCE WATER SYSTEM - - - - -						200		
LANSING	0003760	INGHAM	Acid	ADJ	02/63	131546		1.0
TOTAL POPULATION SERVED BY SOURCE WATER SYSTEM - - - - -						131546		
LEXINGTON	0003850	SANILAC		NATL		1005	0.8	
TOTAL POPULATION SERVED BY SOURCE WATER SYSTEM - - - - -						1005		
LINDEN	0003890	GENESEE	Acid	ADJ		2174		1.0
TOTAL POPULATION SERVED BY SOURCE WATER SYSTEM - - - - -						2174		
LOCUSP GROVE SUB	0000016	ST. CLAIR		NATL		30	1.8	
TOTAL POPULATION SERVED BY SOURCE WATER SYSTEM - - - - -						30		
LOWELL	0003950	KENT	Acid	ADJ	04/57	3500		1.0
TOTAL POPULATION SERVED BY SOURCE WATER SYSTEM - - - - -						3500		
LUDINGTON	0003960	MASON	Acid	ADJ	12/49	8937		1.0
SCOTTVILLE	0005980	MASON		CONS		1241		
TOTAL POPULATION SERVED BY SOURCE WATER SYSTEM - - - - -						10178		
MACKINAC ISLAND	0003970	MACKINAC	NaF	ADJ	00/88	500		1.0
TOTAL POPULATION SERVED BY SOURCE WATER SYSTEM - - - - -						500		
MANCHESTER	0004020	WASHTENAW	Acid	ADJ	06/73	1650		1.0
TOTAL POPULATION SERVED BY SOURCE WATER SYSTEM - - - - -						1650		

POPULATION SERVED FLUORIDATED DRINKING WATER BY SOURCE SYSTEM,
CONSECUTIVE SYSTEM, AND COUNTY WITHIN STATE (AS OF 12/31/92)

MICHIGAN

WATER SYSTEMS AND CONSECUTIVE SYSTEMS SERVED	EPA ID NO	COUNTY	CHEM USED	STATUS	FLUOR START DATE	POP SERVED	NATURAL SYSTEMS NAT LEVEL	OPT LEVEL
MANISTEE	0004030	MANISTEE	Acid	ADJ	12/62	7566		1.0
TOTAL POPULATION SERVED BY SOURCE WATER SYSTEM - - - - -						7566		
MANISTIQUE	0004040	SCHOOLCRAFT	Acid	ADJ	11/61	4040		1.0
TOTAL POPULATION SERVED BY SOURCE WATER SYSTEM - - - - -						4040		
MANOR FARM SUBD	0005180	LENAWEE		NATL		200	1.5	
TOTAL POPULATION SERVED BY SOURCE WATER SYSTEM - - - - -						200		
MAPLE HILL VIL	0004055	GENESEE		NATL		200	0.8	
TOTAL POPULATION SERVED BY SOURCE WATER SYSTEM - - - - -						200		
MARCELLUS	0004070	CASS	Acid	ADJ		1134		1.0
HOWARD TOWNSHIP	0000017	CASS		CONS		500		
TOTAL POPULATION SERVED BY SOURCE WATER SYSTEM - - - - -						1634		
MARINE CITY	0004090	ST. CLAIR	NaSiF6	ADJ	05/61	4414		1.0
COTTRELLVILLE TWP	0001650	ST. CLAIR		CONS		1000		
TOTAL POPULATION SERVED BY SOURCE WATER SYSTEM - - - - -						5414		
MARION	0004100	OSCEOLA	NaF	ADJ	11/62	989		1.0
TOTAL POPULATION SERVED BY SOURCE WATER SYSTEM - - - - -						989		
MARLETTE	0004110	SANILAC		NATL		1761	0.8	
TOTAL POPULATION SERVED BY SOURCE WATER SYSTEM - - - - -						1761		
MARQUETTE	0004120	MARQUETTE	Acid	ADJ	09/51	23300		1.0
MARQUETTE TWP	0004140	MARQUETTE		CONS		1883		
TOTAL POPULATION SERVED BY SOURCE WATER SYSTEM - - - - -						25183		
MARSHALL	0004150	CALHOUN	Acid	ADJ	12/61	7201		1.0
TOTAL POPULATION SERVED BY SOURCE WATER SYSTEM - - - - -						7201		
MARYSVILLE	0004160	ST. CLAIR	NaSiF6	ADJ	04/52	7345		1.0
ST CLAIR TWP	0006282	ST. CLAIR		CONS		825		
TOTAL POPULATION SERVED BY SOURCE WATER SYSTEM - - - - -						8170		
MASON	0004170	INGHAM	Acid	ADJ	09/64	6000		1.0
TOTAL POPULATION SERVED BY SOURCE WATER SYSTEM - - - - -						6000		

POPULATION SERVED FLUORIDATED DRINKING WATER BY SOURCE SYSTEM,
CONSECUTIVE SYSTEM, AND COUNTY WITHIN STATE (AS OF 12/31/92)

MICHIGAN

WATER SYSTEMS AND CONSECUTIVE SYSTEMS SERVED	EPA ID NO	COUNTY	CHEM USED	STATUS	FLUOR START DATE	POP SERVED	NATURAL SYSTEMS NAT LEVEL	OPT LEVEL
MAYVILLE	0004180	TUSCOLA			NATL	872	0.7	
TOTAL POPULATION SERVED BY SOURCE WATER SYSTEM - - - - -						872		
MELROSE-CHANDLER WATER CO.	0000003	CHARLEVOIX			NATL	150	1.0	
TOTAL POPULATION SERVED BY SOURCE WATER SYSTEM - - - - -						150		
MEMPHIS	0004230	ST. CLAIR			NATL	1171	1.1	
TOTAL POPULATION SERVED BY SOURCE WATER SYSTEM - - - - -						1171		
MENOMINEE	0004250	MENOMINEE	Acid	ADJ	09/57	10099		1.0
TOTAL POPULATION SERVED BY SOURCE WATER SYSTEM - - - - -						10099		
MICHIGAN CITY, IN	5246020	LA PORTE, IN	NaSiF6	ADJ	/52	0		1.0
MICHIANA	0004320	BERRIEN		CONS		960		
GRAND BEACH	0002730	BERRIEN		CONS		550		
TOTAL POPULATION SERVED BY SOURCE WATER SYSTEM - - - - -						1510		
MICHIGAN STATE UNIV	0004340	INGHAM	Acid	ADJ	11/65	50000		1.0
TOTAL POPULATION SERVED BY SOURCE WATER SYSTEM - - - - -						50000		
MIDLAND	0004370	MIDLAND	Acid	ADJ	11/46	37250		1.0
AUBURN	0000300	BAY		CONS		1920		
MIDLAND CO WD 1	0004375	MIDLAND		CONS		3555		
TOTAL POPULATION SERVED BY SOURCE WATER SYSTEM - - - - -						42725		
MILAN	0004380	WASHTENAW			NATL	4182	0.8	
TOTAL POPULATION SERVED BY SOURCE WATER SYSTEM - - - - -						4182		
MILFORD	0004390	OAKLAND	Acid	ADJ	06/62	5040		1.0
TOTAL POPULATION SERVED BY SOURCE WATER SYSTEM - - - - -						5040		
MILLINGTON	0004400	TUSCOLA			NATL	1100	0.9	
TOTAL POPULATION SERVED BY SOURCE WATER SYSTEM - - - - -						1100		
MILWAUKEE CREEK COUDO	0004405	ST. CLAIR			NATL	30	1.8	
TOTAL POPULATION SERVED BY SOURCE WATER SYSTEM - - - - -						30		

POPULATION SERVED FLUORIDATED DRINKING WATER BY SOURCE SYSTEM,
CONSECUTIVE SYSTEM, AND COUNTY WITHIN STATE (AS OF 12/31/92)

MICHIGAN

WATER SYSTEMS AND CONSECUTIVE SYSTEMS SERVED	EPA ID NO	COUNTY	CHEM USED	STATUS	FLUOR START DATE	POP SERVED	NATURAL SYSTEMS NAT LEVEL	OPT LEVEL
MINDEN CITY	0004410	SANILAC		NATL		250	1.4	
TOTAL POPULATION SERVED BY SOURCE WATER SYSTEM - - - - -						250		
MONROE	0004450	MONROE	Acid	ADJ	12/51	23531		1.0
FRENCHTOWN TWP	0002500	MONROE		CONS		2500		
MONROE TWP	0004450	MONROE		CONS		1500		
FRENCHTOWN TWP	0002500	MONROE		CONS		2500		
MONROE TWP	0004450	MONROE		CONS		1500		
FRENCHTOWN TWP	0002500	MONROE		CONS		2500		
MONROE TWP	0004450	MONROE		CONS		1500		
TOTAL POPULATION SERVED BY SOURCE WATER SYSTEM - - - - -						35531		
MORENCI	0004490	LENAWEE		NATL		2110	0.9	
TOTAL POPULATION SERVED BY SOURCE WATER SYSTEM - - - - -						2110		
MT CLEMENS	0004510	MACOMB	Acid	ADJ	03/51	18806		1.0
HARRISON TWP	0003040	MACOMB		CONS		15000		
TOTAL POPULATION SERVED BY SOURCE WATER SYSTEM - - - - -						33806		
MT PLEASANT	0004530	ISABELLA	Acid	ADJ	10/57	24746		1.0
MT PLEASANT REG CTR	0004531	ISABELLA		CONS		300		
TOTAL POPULATION SERVED BY SOURCE WATER SYSTEM - - - - -						25046		
MUNISING	0004560	ALGER	NaF	ADJ	/69	3080		1.0
TOTAL POPULATION SERVED BY SOURCE WATER SYSTEM - - - - -						3080		
MUSKEGON	0004570	MUSKEGON	Acid	ADJ	07/51	44631		1.0
MUSKEGON TWP	0004590	MUSKEGON		CONS		4500		
NORTH MUSKEGON	0004780	MUSKEGON		CONS		4300		
ROOSEVELT PARK	0005800	MUSKEGON		CONS		4176		
TOTAL POPULATION SERVED BY SOURCE WATER SYSTEM - - - - -						57607		
MUSKEGON HEIGHTS	0004580	MUSKEGON	NaSiF6	ADJ	01/52	14611		1.0
FRUITPORT TWP	0002507	MUSKEGON		CONS		4200		
NORTON SHORES	0004850	MUSKEGON		CONS		15690		
TOTAL POPULATION SERVED BY SOURCE WATER SYSTEM - - - - -						34501		
N. OTTAWA	0004847	OTTAWA	OTHER	ADJ	06/52	0		1.0
GRAND HAVEN	0002750	OTTAWA		CONS		12000		
CROCKERY TWP	0001664	OTTAWA		CONS		300		
FERRYSBURG	0002285	OTTAWA		CONS		2440		

POPULATION SERVED FLUORIDATED DRINKING WATER BY SOURCE SYSTEM,
CONSECUTIVE SYSTEM, AND COUNTY WITHIN STATE (AS OF 12/31/92)

MICHIGAN

WATER SYSTEMS AND CONSECUTIVE SYSTEMS SERVED	EPA ID NO	COUNTY	CHEM USED	STATUS	FLUOR START DATE	POP SERVED	NATURAL SYSTEMS NAT LEVEL	OPT LEVEL
GRAND HAVEN TWP	0002760	OTTAWA		CONS		1500		
SPRING LAKE TWP	0006235	OTTAWA		CONS		4000		
TOTAL POPULATION SERVED BY SOURCE WATER SYSTEM - - - - -						20240		
NEGAUNEE	0004650	MARQUETTE	Acid	ADJ	11/51	5187		1.0
TOTAL POPULATION SERVED BY SOURCE WATER SYSTEM - - - - -						5187		
NEW BUFFALO	0004680	BERRIEN	Acid	ADJ		2821		1.0
NEW BUFFALO TWP	0004685	BERRIEN		CONS		250		
TOTAL POPULATION SERVED BY SOURCE WATER SYSTEM - - - - -						3071		
NEW LOTHROP	0004700	SHIAWASSEE		NATL		646	0.9	
TOTAL POPULATION SERVED BY SOURCE WATER SYSTEM - - - - -						646		
NEWAYGO	0004710	NEWAYGO		NATL		1700	0.8	
TOTAL POPULATION SERVED BY SOURCE WATER SYSTEM - - - - -						1700		
NEWBERRY	0004720	LUCE	NaF	ADJ	11/68	2121		1.0
TOTAL POPULATION SERVED BY SOURCE WATER SYSTEM - - - - -						2121		
NILES	0004740	BERRIEN	Acid	ADJ	11/74	13115		1.0
TOTAL POPULATION SERVED BY SOURCE WATER SYSTEM - - - - -						13115		
NINE MILE POINTE CONDOS	0000004	CHARLEVOIX		NATL		40	1.4	
TOTAL POPULATION SERVED BY SOURCE WATER SYSTEM - - - - -						40		
NORTH BRANCH	0004770	LAPEER		NATL		896	0.7	
TOTAL POPULATION SERVED BY SOURCE WATER SYSTEM - - - - -						896		
NORWAY	0000025	DICKINSON	Acid	ADJ	00/00	3790		1.0
TOTAL POPULATION SERVED BY SOURCE WATER SYSTEM - - - - -						3790		
OAK SHADE PARK	0004890	LENAWEE		NATL		500	1.1	
TOTAL POPULATION SERVED BY SOURCE WATER SYSTEM - - - - -						500		
OLD FARM COLONY	0004960	OAKLAND		NATL		325	0.7	
TOTAL POPULATION SERVED BY SOURCE WATER SYSTEM - - - - -						325		

POPULATION SERVED FLUORIDATED DRINKING WATER BY SOURCE SYSTEM,
CONSECUTIVE SYSTEM, AND COUNTY WITHIN STATE (AS OF 12/31/92)

MICHIGAN

WATER SYSTEMS AND CONSECUTIVE SYSTEMS SERVED	EPA ID NO	COUNTY	CHEM USED	STATUS	FLUOR START DATE	POP SERVED	NATURAL SYSTEMS NAT LEVEL	OPT LEVEL
ONAWAY	0005010	PRESQUE ISLE		NATL		1036	0.9	
TOTAL POPULATION SERVED BY SOURCE WATER SYSTEM - - - - -						1036		
ONSTED	0005020	LENAWEE		NATL		670	0.7	
TOTAL POPULATION SERVED BY SOURCE WATER SYSTEM - - - - -						670		
OTISVILLE	0005050	GENESEE		NATL		690	1.0	
TOTAL POPULATION SERVED BY SOURCE WATER SYSTEM - - - - -						690		
OTSEGO	0005060	ALLEGAN	Acid	ADJ	07/67	5000		1.0
TOTAL POPULATION SERVED BY SOURCE WATER SYSTEM - - - - -						5000		
OWOSSO	0005120	SHIAWASSEE	Acid	ADJ	01/72	16455		1.0
TOTAL POPULATION SERVED BY SOURCE WATER SYSTEM - - - - -						16455		
OYSTER BAY CONDOS	0000005	CHARLEVOIX		NATL		40	1.8	
TOTAL POPULATION SERVED BY SOURCE WATER SYSTEM - - - - -						40		
PARCHMENT	0005200	KALAMAZOO	Acid	ADJ	03/56	1817		1.0
TOTAL POPULATION SERVED BY SOURCE WATER SYSTEM - - - - -						1817		
PELTON HEIGHTS	0005230	OAKLAND		NATL		775	0.7	
TOTAL POPULATION SERVED BY SOURCE WATER SYSTEM - - - - -						775		
PENTWATER	0000014	OCEANA		NATL		1100	0.7	
TOTAL POPULATION SERVED BY SOURCE WATER SYSTEM - - - - -						1100		
PETERSBURG	0005290	MONROE		NATL		1220	1.3	
TOTAL POPULATION SERVED BY SOURCE WATER SYSTEM - - - - -						1220		
PETOSKEY	0005300	EMMET	Acid	ADJ	04/54	6097		1.0
TOTAL POPULATION SERVED BY SOURCE WATER SYSTEM - - - - -						6097		
PETOSKEY PARK APTS	0000009	EMMET		NATL		75	1.6	
TOTAL POPULATION SERVED BY SOURCE WATER SYSTEM - - - - -						75		
PIGEON	0005320	HURON		NATL		1175	0.8	
TOTAL POPULATION SERVED BY SOURCE WATER SYSTEM - - - - -						1175		

POPULATION SERVED FLUORIDATED DRINKING WATER BY SOURCE SYSTEM,
CONSECUTIVE SYSTEM, AND COUNTY WITHIN STATE (AS OF 12/31/92)

MICHIGAN

WATER SYSTEMS AND CONSECUTIVE SYSTEMS SERVED	EPA ID NO	COUNTY	CHEM USED	STATUS	FLUOR START DATE	POP SERVED	NATURAL SYSTEMS NAT LEVEL	OPT LEVEL
PINEHURST APTS	0005353	GENESEE			NATL	25	0.9	
TOTAL POPULATION SERVED BY SOURCE WATER SYSTEM - - - - -						25		
PINEVIEW APTS	0005352	GENESEE			NATL	32	1.6	
TOTAL POPULATION SERVED BY SOURCE WATER SYSTEM - - - - -						32		
PLAINFIELD TWP	0005370	KENT	Acid	ADJ	/70	15000		1.0
ALPINE TWP	0000190	KENT		CONS		2649		
TOTAL POPULATION SERVED BY SOURCE WATER SYSTEM - - - - -						17649		
PLAINWELL	0005380	ALLEGAN	Acid	ADJ	03/56	4502		1.0
TOTAL POPULATION SERVED BY SOURCE WATER SYSTEM - - - - -						4502		
POINT NIPIGON	0005425	CHEBOYGAN			NATL	150	0.9	
TOTAL POPULATION SERVED BY SOURCE WATER SYSTEM - - - - -						150		
PORT HURON	0005480	ST. CLAIR	HF	ADJ	10/74	33981		1.0
FORT GRATIOT TWP	0002385	ST. CLAIR		CONS		7088		
PORT HURON TWP	0005490	ST. CLAIR		CONS		4500		
ST CLAIR CO DPW	0006275	ST. CLAIR		CONS		25		
KIMBALL TWP	0003628	ST. CLAIR		CONS		1770		
TOTAL POPULATION SERVED BY SOURCE WATER SYSTEM - - - - -						47364		
PORTAGE	0005520	KALAMAZOO	Acid	ADJ	/51	30000		1.0
TOTAL POPULATION SERVED BY SOURCE WATER SYSTEM - - - - -						30000		
PRADO PARK/THORNRIIDGE CONDOS	0005565	GENESEE			NATL	150	1.2	
TOTAL POPULATION SERVED BY SOURCE WATER SYSTEM - - - - -						150		
PRESQUE ISLE HARBOR WC	0005575	PRESQUE ISLE			NATL	300	1.3	
TOTAL POPULATION SERVED BY SOURCE WATER SYSTEM - - - - -						300		
R & M APTS	0005593	GENESEE			NATL	25	0.8	
TOTAL POPULATION SERVED BY SOURCE WATER SYSTEM - - - - -						25		
RAVINES	0006570	OAKLAND			NATL	500	0.8	
TOTAL POPULATION SERVED BY SOURCE WATER SYSTEM - - - - -						500		

POPULATION SERVED FLUORIDATED DRINKING WATER BY SOURCE SYSTEM,
CONSECUTIVE SYSTEM, AND COUNTY WITHIN STATE (AS OF 12/31/92)

MICHIGAN

WATER SYSTEMS AND CONSECUTIVE SYSTEMS SERVED	EPA ID NO	COUNTY	CHEM USED	STATUS	FLUOR START DATE	POP SERVED	NATURAL SYSTEMS NAT LEVEL	OPT LEVEL
READING	0005620	HILLSDALE			NATL	1203	0.7	
TOTAL POPULATION SERVED BY SOURCE WATER SYSTEM - - - - -						1203		
RICHMOND	0005670	MACOMB			NATL	3536	1.3	
TOTAL POPULATION SERVED BY SOURCE WATER SYSTEM - - - - -						3536		
ROCKFORD	0005730	KENT	Acid	ADJ	09/54	3324		1.0
TOTAL POPULATION SERVED BY SOURCE WATER SYSTEM - - - - -						3324		
ROGER THOMAS APTS	0005755	GENESEE			NATL	75	1.0	
TOTAL POPULATION SERVED BY SOURCE WATER SYSTEM - - - - -						75		
ROGERS CITY	0005770	PRESQUE ISLE	Acid	ADJ	08/61	4280		1.0
TOTAL POPULATION SERVED BY SOURCE WATER SYSTEM - - - - -						4280		
RUSSELLVILLE SUBDIV	0005845	GENESEE			NATL	100	1.1	
TOTAL POPULATION SERVED BY SOURCE WATER SYSTEM - - - - -						100		
S BLOOMFIELD HIGHLANDS	0006080	OAKLAND			NATL	700	0.7	
TOTAL POPULATION SERVED BY SOURCE WATER SYSTEM - - - - -						700		
SAGINAW	0005850	SAGINAW	NaSiF6	ADJ	05/74	77508		1.0
BAY CITY COUNTRY CLUB	0000480	BAY		CONS		100		
BIRCH RUN	0000720	SAGINAW		CONS		1197		
BIRCH RUN TWP	0000722	SAGINAW		CONS		1127		
BLUMFIELD-REESE	0000798	SAGINAW		CONS		2303		
BRIDGEPORT TWP	0000840	SAGINAW		CONS		11422		
BUENA VISTA TWP	0000980	SAGINAW		CONS		9975		
CARROLTON TWP	0001160	SAGINAW		CONS		8285		
DELTA COLLEGE	0001780	BAY		CONS		160		
FRANKENLUST TWP	0002410	BAY		CONS		500		
FRANKENMUTH	0002420	SAGINAW		CONS		3753		
FRANKENMUTH TWP	0002425	SAGINAW		CONS		427		
FREELAND	0002470	SAGINAW		CONS		1705		
JAMES TWP	0003475	SAGINAW		CONS		2555		
KOCHVILLE TWP	0003667	SAGINAW		CONS		931		
SAGINAW TWP	0005860	SAGINAW		CONS		38600		
SAGINAW VALLEY COLL	0005870	SAGINAW		CONS		481		
SPAULDING TWP	0006210	SAGINAW		CONS		2368		
ST CHARLES	0006260	SAGINAW		CONS		2272		

POPULATION SERVED FLUORIDATED DRINKING WATER BY SOURCE SYSTEM,
CONSECUTIVE SYSTEM, AND COUNTY WITHIN STATE (AS OF 12/31/92)

MICHIGAN

WATER SYSTEMS AND CONSECUTIVE SYSTEMS SERVED	EPA ID NO	COUNTY	CHEM USED	STATUS	FLUOR START DATE	POP SERVED	NATURAL NAT LEVEL	SYSTEMS OPT LEVEL
SWAN CREEK TWP	0006502	SAGINAW		CONS		1180		
TAYMOUTH TWP	0006552	SAGINAW		CONS		315		
THOMAS TWP	0006580	SAGINAW		CONS		6300		
ZILWAUKEE	0007280	SAGINAW		CONS		2200		
TOTAL POPULATION SERVED BY SOURCE WATER SYSTEM - - - - -						175664		
SALINE	0005900	WASHTENAW	Acid	ADJ	10/64	6483		1.0
TOTAL POPULATION SERVED BY SOURCE WATER SYSTEM - - - - -						6483		
SANDUSKY	0005920	SANILAC		NATL		2300	0.7	
TOTAL POPULATION SERVED BY SOURCE WATER SYSTEM - - - - -						2300		
SAULT STE MARIE	0005950	CHIPPEWA	Acid	ADJ	08/55	14423		1.0
TOTAL POPULATION SERVED BY SOURCE WATER SYSTEM - - - - -						14423		
SCHOOLCRAFT	0005970	KALAMAZOO	Acid	ADJ		1359		1.0
TOTAL POPULATION SERVED BY SOURCE WATER SYSTEM - - - - -						1359		
SEBEWAING	0005990	HURON		NATL		2053	0.8	
TOTAL POPULATION SERVED BY SOURCE WATER SYSTEM - - - - -						2053		
SHERIDAN	0006040	MONTCALM	NaF	ADJ	04/59	670		1.0
TOTAL POPULATION SERVED BY SOURCE WATER SYSTEM - - - - -						670		
SOUTH HAVEN	0006100	VAN BUREN	Acid	ADJ	12/52	5943		1.0
TOTAL POPULATION SERVED BY SOURCE WATER SYSTEM - - - - -						5943		
SOUTH LYON	0006110	OAKLAND	Acid	ADJ	11/72	6000		1.0
TOTAL POPULATION SERVED BY SOURCE WATER SYSTEM - - - - -						6000		
SOUTH POINTE APT.	0000007	CHEBOYGAN		NATL		50	0.9	
TOTAL POPULATION SERVED BY SOURCE WATER SYSTEM - - - - -						50		
SPARTA	0006200	KENT	NaF	ADJ	09/56	3373		1.0
TOTAL POPULATION SERVED BY SOURCE WATER SYSTEM - - - - -						3373		
SPRING LAKE	0006230	OTTAWA	Acid	ADJ	04/57	2731		1.0
TOTAL POPULATION SERVED BY SOURCE WATER SYSTEM - - - - -						2731		

POPULATION SERVED FLUORIDATED DRINKING WATER BY SOURCE SYSTEM,
CONSECUTIVE SYSTEM, AND COUNTY WITHIN STATE (AS OF 12/31/92)

MICHIGAN

WATER SYSTEMS AND CONSECUTIVE SYSTEMS SERVED	EPA ID NO	COUNTY	CHEM USED	STATUS	FLUOR START DATE	POP SERVED	NATURAL SYSTEMS NAT LEVEL	OPT LEVEL
SPRING LAKE CONDOS	0000008	EMMET			NATL	50	1.8	
TOTAL POPULATION SERVED BY SOURCE WATER SYSTEM - - - - -						50		
ST CLAIR	0006270	ST. CLAIR	NaSiF6	ADJ	07/56	4780		1.0
TOTAL POPULATION SERVED BY SOURCE WATER SYSTEM - - - - -						4780		
ST JOHNS	0006300	CLINTON	Acid	ADJ	11/70	7365		1.0
TOTAL POPULATION SERVED BY SOURCE WATER SYSTEM - - - - -						7365		
ST JOSEPH	0006310	BERRIEN	Acid	ADJ	07/53	9622		1.0
HAGAR TWP	0000001	BERRIEN		CONS		100		
LINCOLN TWP	0003875	BERRIEN		CONS		9415		
ROYALTON TWP	0000002	BERRIEN		CONS		50		
SHOREHAM	0006050	BERRIEN		CONS		742		
ST JOSEPH TWP	0006315	BERRIEN		CONS		10973		
STEVENSVILLE	0006400	BERRIEN		CONS		1268		
TOTAL POPULATION SERVED BY SOURCE WATER SYSTEM - - - - -						32170		
ST. IGNACE	0006290	MACKINAC	Acid	ADJ	00/83	2628		1.0
TOTAL POPULATION SERVED BY SOURCE WATER SYSTEM - - - - -						2628		
STAMBAUGH	0006330	IRON	Acid	ADJ	08/53	1442		1.0
TOTAL POPULATION SERVED BY SOURCE WATER SYSTEM - - - - -						1442		
STURGIS	0006440	ST. JOSEPH	Acid	ADJ	12/71	9468		1.0
TOTAL POPULATION SERVED BY SOURCE WATER SYSTEM - - - - -						9468		
SUGARLOAF MTN	0006445	LEELANAU			NATL	450	0.9	
TOTAL POPULATION SERVED BY SOURCE WATER SYSTEM - - - - -						450		
SUMMIT TWP	0006450	JACKSON	Acid	ADJ		12160		1.0
TOTAL POPULATION SERVED BY SOURCE WATER SYSTEM - - - - -						12160		
TANNERY CREEK CONDO	0006537	EMMET			NATL	50	1.8	
TOTAL POPULATION SERVED BY SOURCE WATER SYSTEM - - - - -						50		
TECUMSEH	0006560	LENAAWEE	Acid	ADJ	11/57	7320		1.0
TOTAL POPULATION SERVED BY SOURCE WATER SYSTEM - - - - -						7320		

POPULATION SERVED FLUORIDATED DRINKING WATER BY SOURCE SYSTEM,
CONSECUTIVE SYSTEM, AND COUNTY WITHIN STATE (AS OF 12/31/92)

MICHIGAN

WATER SYSTEMS AND CONSECUTIVE SYSTEMS SERVED	EPA ID NO	COUNTY	CHEM USED	STATUS	FLUOR START DATE	POP SERVED	NATURAL NAT LEVEL	SYSTEMS OPT LEVEL
THETFORD TWP	0006575	GENESEE			NATL	313	1.2	
TOTAL POPULATION SERVED BY SOURCE WATER SYSTEM - - - - -						313		
TOLEDO, OH	4801411			ADJ		0		0.0
MONROE SOUTH CO	0004455	MONROE		CONS		14000		
BEDFORD TWP	0000530	MONROE		CONS		650		
ERIE TWP	0002155	MONROE		CONS		4494		
LASALLE TWP	0003795	MONROE		CONS		4151		
LUNA PIER	0003965	MONROE		CONS		1443		
TOTAL POPULATION SERVED BY SOURCE WATER SYSTEM - - - - -						24738		
TRAVERSE CITY	0006640	GRAND TRAVERSE	Acid	ADJ	05/52	15516		1.0
GARFIELD TWP	0002565	GRAND TRAVERSE		CONS		1000		
TOTAL POPULATION SERVED BY SOURCE WATER SYSTEM - - - - -						16516		
UAW CENTER	0006705	CHEBOYGAN			NATL	400	1.9	
TOTAL POPULATION SERVED BY SOURCE WATER SYSTEM - - - - -						400		
UBLY	0006710	HURON			NATL	900	0.7	
TOTAL POPULATION SERVED BY SOURCE WATER SYSTEM - - - - -						900		
UNIONVILLE	0006730	TUSCOLA			NATL	647	1.1	
TOTAL POPULATION SERVED BY SOURCE WATER SYSTEM - - - - -						647		
VASSAR	0006780	TUSCOLA			NATL	2800	1.0	
TOTAL POPULATION SERVED BY SOURCE WATER SYSTEM - - - - -						2800		
VILLA GLEN CONDO	0006802	LEELANAU			NATL	50	0.8	
TOTAL POPULATION SERVED BY SOURCE WATER SYSTEM - - - - -						50		
WAKEFIELD	0006830	GOGEBIC	Acid	ADJ	/72	2829		1.0
ANVIL	0000230	GOGEBIC		CONS		200		
INDIANHEAD SKI CORP.	0003343	GOGEBIC		CONS		500		
RAMSAY	0005600	GOGEBIC		CONS		909		
TOTAL POPULATION SERVED BY SOURCE WATER SYSTEM - - - - -						4438		
WALDRON	0006850	HILLSDALE			NATL	570	0.9	
TOTAL POPULATION SERVED BY SOURCE WATER SYSTEM - - - - -						570		

POPULATION SERVED FLUORIDATED DRINKING WATER BY SOURCE SYSTEM,
CONSECUTIVE SYSTEM, AND COUNTY WITHIN STATE (AS OF 12/31/92)

MICHIGAN

WATER SYSTEMS AND CONSECUTIVE SYSTEMS SERVED	EPA ID NO	COUNTY	CHEM USED	STATUS	FLUOR START DATE	POP SERVED	NATURAL NAT LEVEL	SYSTEMS OPT LEVEL
WARWICK TOWNHOUSES	0000805	GENESEE			NATL	50	1.1	
TOTAL POPULATION SERVED BY SOURCE WATER SYSTEM - - - - -						50		
WAYLAND	0006904	ALLEGAN	Acid	ADJ	01/74	2053		1.0
TOTAL POPULATION SERVED BY SOURCE WATER SYSTEM - - - - -						2053		
WEST BRANCH	0007010	OGEMAW	Acid	ADJ	12/64	1785		1.0
TOTAL POPULATION SERVED BY SOURCE WATER SYSTEM - - - - -						1785		
WEST COURT RANCHES	0007015	GENESEE			NATL	200	1.0	
TOTAL POPULATION SERVED BY SOURCE WATER SYSTEM - - - - -						200		
WHITE PINE	0007080	ONTONAGON	Acid	ADJ	03/55	1200		1.0
TOTAL POPULATION SERVED BY SOURCE WATER SYSTEM - - - - -						1200		
WILDWOOD SUBD	0007110	GENESEE			NATL	250	0.8	
TOTAL POPULATION SERVED BY SOURCE WATER SYSTEM - - - - -						250		
WOODBINE	0007160	OAKLAND			NATL	580	0.8	
TOTAL POPULATION SERVED BY SOURCE WATER SYSTEM - - - - -						580		
WURTSMITH AFB	0007200	IOSCO	Acid	ADJ		8000		1.0
TOTAL POPULATION SERVED BY SOURCE WATER SYSTEM - - - - -						8000		
WYANDOTTE	0007210	WAYNE	Acid	ADJ	11/51	34000		1.0
TOTAL POPULATION SERVED BY SOURCE WATER SYSTEM - - - - -						34000		
WYOMING	0007220	KENT	Acid	ADJ	10/61	59616		1.0
BYRON TWP	0001023	KENT		CONS		1403		
GAINES TWP	0002527	KENT		CONS		4000		
GEORGETOWN TWP	0002620	KENT		CONS		27000		
GRANDVILLE	0002820	KENT		CONS		12500		
HOLLAND TWP	0003195	KENT		CONS		13739		
HUDSONVILLE	0003290	KENT		CONS		5000		
OLIVE TWP	0004989	KENT		CONS		100		
PARK TWP	0005203	OTTAWA		CONS		171		
TOTAL POPULATION SERVED BY SOURCE WATER SYSTEM - - - - -						123529		

POPULATION SERVED FLUORIDATED DRINKING WATER BY SOURCE SYSTEM,
CONSECUTIVE SYSTEM, AND COUNTY WITHIN STATE (AS OF 12/31/92)

MICHIGAN

WATER SYSTEMS AND CONSECUTIVE SYSTEMS SERVED	EPA ID NO	COUNTY	CHEM USED	STATUS	FLUOR START DATE	POP SERVED	NATURAL SYSTEMS NAT LEVEL	OPT LEVEL
YALE	0007230	ST. CLAIR	Acid	ADJ	06/59	1814		1.0
TOTAL POPULATION SERVED BY SOURCE WATER SYSTEM - - - - -						1814		
YPSILANTI	0007240	WASHTENAW	Acid	ADJ	01/64	30000		1.0
AUGUSTA TWP	0000321	WASHTENAW		CONS		300		
PITTSFIELD TWP	0005360	WASHTENAW		CONS		2000		
SUPERIOR TWP	0006490	WASHTENAW		CONS		1000		
YPSILANTI TWP	0007260	WASHTENAW		CONS		28000		
TOTAL POPULATION SERVED BY SOURCE WATER SYSTEM - - - - -						61300		

STATE SUMMARY DATA AS OF 12/31/92

MINNESOTA

SYSTEM SIZE CLASSIFICATION

	FLUORIDATED SYSTEMS		PUBLIC WATER SYSTEMS	
	NUMBER OF SYSTEMS	TOTAL POPULATION	NUMBER OF SYSTEMS	TOTAL POPULATION
=<1,000	383	171,891	483	97,000
1,001-5,000	201	447,878	386	598,000
5,001-10,000	33	245,953	33	246,000
10,001-50,000	60	1,438,051	60	1,437,000
50,001-100,000	3	235,580	3	236,000
>100,000	2	702,492	2	858,000
TOTAL	682	3,241,845	967	3,472,000

FLUORIDATED SYSTEM CLASSIFICATION

	NUMBER	POPULATION	PERCENTAGE (POP.)
ADJUSTED	636	3,067,905	94.6
CONSECUTIVE	32	169,940	5.2
NATURAL	14	4,000	0.1
TOTAL	682	3,241,845	

SCHOOLS, INDIAN AND MILITARY SYSTEMS

	ADJUSTED		NATURAL	
	NUMBER	POP.	NUMBER	POP.
TOTAL SCHOOLS	5	1,543	0	0
INDIAN SYSTEMS	0	0	0	0
INDIAN SCHOOLS	0	0	0	0
MILITARY SYSTEMS	0	0	0	0

CHEMICAL USAGE OF FLUORIDATING SYSTEMS

	NUMBER	POPULATION
SODIUM FLUORIDE	32	45,469
SODIUM SILICOFUORIDE	17	218,379
HYDROFLUOSILICIC ACID	615	3,127,386,

POPULATION SERVED FLUORIDATED DRINKING WATER BY SOURCE SYSTEM,
CONSECUTIVE SYSTEM, AND COUNTY WITHIN STATE (AS OF 12/31/92)

MINNESOTA

WATER SYSTEMS AND CONSECUTIVE SYSTEMS SERVED	EPA ID NO	COUNTY	CHEM USED	STATUS	FLUOR START DATE	POP SERVED	NATURAL SYSTEMS NAT LEVEL	OPT LEVEL
ADA	1540001	NORMAN	Acid	ADJ	06/67	1973		1.2
	TOTAL POPULATION SERVED BY SOURCE WATER SYSTEM - - - - -					1973		
ADAMS	1550001	MOWER	Acid	ADJ	06/68	2000		1.2
	TOTAL POPULATION SERVED BY SOURCE WATER SYSTEM - - - - -					2000		
ADRIAN	1530001	NOBLES	Acid	ADJ	11/70	1336		1.2
	TOTAL POPULATION SERVED BY SOURCE WATER SYSTEM - - - - -					1336		
AFTON-LAKELAND SCHOOL	0000001	WASHINGTON	NaF	ADJ	01/88	600		5.4
	TOTAL POPULATION SERVED BY SOURCE WATER SYSTEM - - - - -					600		
AITKIN	1010001	AITKIN	Acid	ADJ	01/63	1680		1.2
	TOTAL POPULATION SERVED BY SOURCE WATER SYSTEM - - - - -					1680		
AKELEY	1290001	HUBBARD	Acid	ADJ		468		1.2
	TOTAL POPULATION SERVED BY SOURCE WATER SYSTEM - - - - -					468		
ALBANY	1730001	STEARNS	Acid	ADJ	11/69	1700		1.2
	TOTAL POPULATION SERVED BY SOURCE WATER SYSTEM - - - - -					1700		
ALBERT LEA	1240001	FREEBORN	Acid	ADJ	10/55	19418		1.2
	TOTAL POPULATION SERVED BY SOURCE WATER SYSTEM - - - - -					19418		
ALBERTA	1750001	STEVENS	Acid	ADJ	01/80	169		1.2
	TOTAL POPULATION SERVED BY SOURCE WATER SYSTEM - - - - -					169		
ALBORN ELEM SCHOOL	0000003	ST. LOUIS	NaF	ADJ	11/86	130		5.4
	TOTAL POPULATION SERVED BY SOURCE WATER SYSTEM - - - - -					130		
ALBROOK SCHOOL	0000002	ST. LOUIS	NaF	ADJ	11/86	336		5.4
	TOTAL POPULATION SERVED BY SOURCE WATER SYSTEM - - - - -					336		
ALDEN	1240004	FREEBORN	Acid	ADJ	09/69	690		1.2
	TOTAL POPULATION SERVED BY SOURCE WATER SYSTEM - - - - -					690		
ALEXANDRIA	1210001	DOUGLAS	Acid	ADJ	12/69	7608		1.2
	TOTAL POPULATION SERVED BY SOURCE WATER SYSTEM - - - - -					7608		

POPULATION SERVED FLUORIDATED DRINKING WATER BY SOURCE SYSTEM,
CONSECUTIVE SYSTEM, AND COUNTY WITHIN STATE (AS OF 12/31/92)

MINNESOTA

WATER SYSTEMS AND CONSECUTIVE SYSTEMS SERVED	EPA ID NO	COUNTY	CHEM USED	STATUS	FLUOR START DATE	POP SERVED	NATURAL SYSTEMS NAT LEVEL	OPT LEVEL
ALPHA	1320001	JACKSON	Acid	ADJ		177		1.2
TOTAL POPULATION SERVED BY SOURCE WATER SYSTEM - - - - -						177		
ALTURA	1850018	WINONA	Acid	ADJ	/70	318		1.2
TOTAL POPULATION SERVED BY SOURCE WATER SYSTEM - - - - -						318		
ALVARADO	1450001	MARSHALL	Acid	ADJ	12/70	309		1.2
TOTAL POPULATION SERVED BY SOURCE WATER SYSTEM - - - - -						309		
AMBOY	1070001	BLUE EARTH	Acid	ADJ	12/70	606		1.2
TOTAL POPULATION SERVED BY SOURCE WATER SYSTEM - - - - -						606		
ANDOVER	1020034	ANOKA	Acid	ADJ		3000		1.2
TOTAL POPULATION SERVED BY SOURCE WATER SYSTEM - - - - -						3000		
ANN'S ACRES	1690037	ST. LOUIS	Acid	ADJ		350		1.2
TOTAL POPULATION SERVED BY SOURCE WATER SYSTEM - - - - -						350		
ANNANDALE	1860002	WRIGHT	Acid	ADJ	/70	1751		1.2
TOTAL POPULATION SERVED BY SOURCE WATER SYSTEM - - - - -						1751		
ANOKA	1020001	ANOKA	Acid	ADJ	11/65	15950		1.2
TOTAL POPULATION SERVED BY SOURCE WATER SYSTEM - - - - -						15950		
APPLE VALLEY	1190001	DAKOTA	Acid	ADJ		34000		1.2
TOTAL POPULATION SERVED BY SOURCE WATER SYSTEM - - - - -						34000		
APPLETON	1760001	SWIFT	Acid	ADJ	08/52	1600		1.2
TOTAL POPULATION SERVED BY SOURCE WATER SYSTEM - - - - -						1600		
ARGYLE	1450002	MARSHALL	NaF	ADJ		793		1.2
TOTAL POPULATION SERVED BY SOURCE WATER SYSTEM - - - - -						793		
ARLINGTON	1720001	SIBLEY	Acid	ADJ	11/52	1900		1.2
TOTAL POPULATION SERVED BY SOURCE WATER SYSTEM - - - - -						1900		

POPULATION SERVED FLUORIDATED DRINKING WATER BY SOURCE SYSTEM,
CONSECUTIVE SYSTEM, AND COUNTY WITHIN STATE (AS OF 12/31/92)

MINNESOTA

WATER SYSTEMS AND CONSECUTIVE SYSTEMS SERVED	EPA ID NO	COUNTY	CHEM USED	STATUS	FLUOR START DATE	POP SERVED	NATURAL NAT LEVEL	SYSTEMS OPT LEVEL
ASHBY	1260001	GRANT	Acid	ADJ	/70	515		1.2
TOTAL POPULATION SERVED BY SOURCE WATER SYSTEM - - - - -						515		
ASKOV	1580001	PINE	Acid	ADJ		350		1.2
TOTAL POPULATION SERVED BY SOURCE WATER SYSTEM - - - - -						350		
ATWATER	1340001	KANDIYOHI	Acid	ADJ	12/70	1128		1.2
TOTAL POPULATION SERVED BY SOURCE WATER SYSTEM - - - - -						1128		
AUDOBON	1030001	BECKER	Acid	ADJ	/84	380		1.2
TOTAL POPULATION SERVED BY SOURCE WATER SYSTEM - - - - -						380		
AURORA	1690002	ST. LOUIS	NaSiF6	ADJ	03/60	2225		1.2
TOTAL POPULATION SERVED BY SOURCE WATER SYSTEM - - - - -						2225		
AUSTIN	1500002	MOWER	Acid	ADJ	/52	22800		1.2
TOTAL POPULATION SERVED BY SOURCE WATER SYSTEM - - - - -						22800		
AVOCA	1510001	MURRAY	Acid	ADJ	01/80	201		1.2
TOTAL POPULATION SERVED BY SOURCE WATER SYSTEM - - - - -						201		
AVON	1730002	STEARNS	Acid	ADJ	/70	976		1.2
TOTAL POPULATION SERVED BY SOURCE WATER SYSTEM - - - - -						976		
BABBITT	1690003	ST. LOUIS	Acid	ADJ	11/69	2100		1.2
TOTAL POPULATION SERVED BY SOURCE WATER SYSTEM - - - - -						2100		
BACKUS	1110002	CASS	Acid	ADJ		257		1.2
TOTAL POPULATION SERVED BY SOURCE WATER SYSTEM - - - - -						257		
BADGER	1680001	ROSEAU	Acid	ADJ	11/70	320		1.2
TOTAL POPULATION SERVED BY SOURCE WATER SYSTEM - - - - -						320		
BAGLEY	1150001	CLEARWATER	Acid	ADJ		1120		1.2
TOTAL POPULATION SERVED BY SOURCE WATER SYSTEM - - - - -						1120		
BALATON	1420001	LYON	Acid	ADJ	05/69	752		1.2
TOTAL POPULATION SERVED BY SOURCE WATER SYSTEM - - - - -						752		

POPULATION SERVED FLUORIDATED DRINKING WATER BY SOURCE SYSTEM,
CONSECUTIVE SYSTEM, AND COUNTY WITHIN STATE (AS OF 12/31/92)

MINNESOTA

WATER SYSTEMS AND CONSECUTIVE SYSTEMS SERVED	EPA ID NO	COUNTY	CHEM USED	STATUS	FLUOR START DATE	POP SERVED	NATURAL SYSTEMS NAT LEVEL	OPT LEVEL
BARNESVILLE	1140001	CLAY	Acid	ADJ	08/66	2208		1.2
TOTAL POPULATION SERVED BY SOURCE WATER SYSTEM - - - - -						2208		
BARNUM	1090001	CARLTON	Acid	ADJ	11/71	450		1.2
TOTAL POPULATION SERVED BY SOURCE WATER SYSTEM - - - - -						450		
BARRETT	1260002	GRANT	Acid	ADJ	11/70	400		1.2
TOTAL POPULATION SERVED BY SOURCE WATER SYSTEM - - - - -						400		
BARRY	1060001	BIG STONE	Acid	ADJ		52		1.2
TOTAL POPULATION SERVED BY SOURCE WATER SYSTEM - - - - -						52		
BASS BROOK TOWNSHIP	1310035	ITASCA	Acid	ADJ		470		1.2
TOTAL POPULATION SERVED BY SOURCE WATER SYSTEM - - - - -						470		
BATTLE LAKE	1560001	OTTER TAIL	Acid	ADJ	11/69	814		1.2
TOTAL POPULATION SERVED BY SOURCE WATER SYSTEM - - - - -						814		
BAUDETTE	1390001	LAKE OF THE WOODS	Acid	ADJ	11/70	1169		1.2
TOTAL POPULATION SERVED BY SOURCE WATER SYSTEM - - - - -						1169		
BAXTER	1180027	CROW WING	Acid	ADJ	09/80	2865		1.2
TOTAL POPULATION SERVED BY SOURCE WATER SYSTEM - - - - -						2865		
BAYPORT	1820001	WASHINGTON	Acid	ADJ	09/58	2000		1.2
TOTAL POPULATION SERVED BY SOURCE WATER SYSTEM - - - - -						2000		
BEARDSLEY	1060002	BIG STONE	Acid	ADJ		340		1.2
TOTAL POPULATION SERVED BY SOURCE WATER SYSTEM - - - - -						340		
BEAVER BAY	1380001	LAKE	Acid	ADJ	/70	370		1.2
TOTAL POPULATION SERVED BY SOURCE WATER SYSTEM - - - - -						370		
BEAVER CREEK	1670001	ROCK	Acid	ADJ	00/00	265		1.2
TOTAL POPULATION SERVED BY SOURCE WATER SYSTEM - - - - -						265		

POPULATION SERVED FLUORIDATED DRINKING WATER BY SOURCE SYSTEM,
CONSECUTIVE SYSTEM, AND COUNTY WITHIN STATE (AS OF 12/31/92)

MINNESOTA

WATER SYSTEMS AND CONSECUTIVE SYSTEMS SERVED	EPA ID NO	COUNTY	CHEM USED	STATUS	FLUOR START DATE	POP SERVED	NATURAL SYSTEMS NAT LEVEL	OPT LEVEL
BECKER	1710008	SHERBURNE	Acid	ADJ	01/80	850		1.2
TOTAL POPULATION SERVED BY SOURCE WATER SYSTEM - - - - -						850		
BEJOU	1440001	MAHONOMEN	Acid	ADJ		109		1.2
TOTAL POPULATION SERVED BY SOURCE WATER SYSTEM - - - - -						109		
BELGRADE	1730004	STEARNS	Acid	ADJ	12/69	815		1.2
TOTAL POPULATION SERVED BY SOURCE WATER SYSTEM - - - - -						815		
BELLE PLAINE	1700001	SCOTT	Acid	ADJ	/69	3010		1.2
TOTAL POPULATION SERVED BY SOURCE WATER SYSTEM - - - - -						3010		
BELLINGHAM	1370001	LAC QUI PARLE	Acid	ADJ	05/69	290		1.2
TOTAL POPULATION SERVED BY SOURCE WATER SYSTEM - - - - -						290		
BELTRAMI	1600014	POLK	Acid	ADJ		180		1.2
TOTAL POPULATION SERVED BY SOURCE WATER SYSTEM - - - - -						180		
BELVIEW	1640001	REDWOOD	Acid	ADJ	/69	438		1.2
TOTAL POPULATION SERVED BY SOURCE WATER SYSTEM - - - - -						438		
BEMIDJI	1040002	BELTRAMI	Acid	ADJ	11/69	11000		1.2
TOTAL POPULATION SERVED BY SOURCE WATER SYSTEM - - - - -						11000		
BENSON	1760008	SWIFT	Acid	ADJ	11/52	3656		1.2
TOTAL POPULATION SERVED BY SOURCE WATER SYSTEM - - - - -						3656		
BERTHA	1770001	TODD	Acid	ADJ	11/70	562		1.2
TOTAL POPULATION SERVED BY SOURCE WATER SYSTEM - - - - -						562		
BIG FALLS	1360001	KOOCHICHING	Acid	ADJ	12/70	450		1.2
TOTAL POPULATION SERVED BY SOURCE WATER SYSTEM - - - - -						450		
BIG LAKE	1710002	SHERBURNE	Acid	ADJ	12/69	3000		1.2
TOTAL POPULATION SERVED BY SOURCE WATER SYSTEM - - - - -						3000		
BIGELOW	1530002	NOBLES	Acid	ADJ		249		1.2
TOTAL POPULATION SERVED BY SOURCE WATER SYSTEM - - - - -						249		

POPULATION SERVED FLUORIDATED DRINKING WATER BY SOURCE SYSTEM,
CONSECUTIVE SYSTEM, AND COUNTY WITHIN STATE (AS OF 12/31/92)

MINNESOTA

WATER SYSTEMS AND CONSECUTIVE SYSTEMS SERVED	EPA ID NO	COUNTY	CHEM USED	STATUS	FLUOR START DATE	POP SERVED	NATURAL SYSTEMS NAT LEVEL	OPT LEVEL
BIGFORK	1310001	ITASCA	Acid	ADJ	10/80	451		1.2
TOTAL POPULATION SERVED BY SOURCE WATER SYSTEM - - - - -						451		
BIRD ISLAND	1650001	RENVILLE	Acid	ADJ	12/58	1372		1.2
TOTAL POPULATION SERVED BY SOURCE WATER SYSTEM - - - - -						1372		
BISCAY	1430001	MCLEOD	Acid	ADJ	09/80	122		1.2
TOTAL POPULATION SERVED BY SOURCE WATER SYSTEM - - - - -						122		
BIWABIK	1690004	ST. LOUIS	Acid	ADJ	11/72	1432		1.2
TOTAL POPULATION SERVED BY SOURCE WATER SYSTEM - - - - -						1432		
BLACKDUCK	1040014	BELTRAMI	Acid	ADJ		700		1.2
TOTAL POPULATION SERVED BY SOURCE WATER SYSTEM - - - - -						700		
BLAINE	1020006	ANOKA	Acid	ADJ	01/65	35560		1.2
TOTAL POPULATION SERVED BY SOURCE WATER SYSTEM - - - - -						35560		
BLOMKEST	1340002	KANDIYOHI	Acid	ADJ	/70	200		1.2
TOTAL POPULATION SERVED BY SOURCE WATER SYSTEM - - - - -						200		
BLOOMING PRAIRIE	1740001	HENNEPIN	Acid	ADJ	08/68	2008		1.2
TOTAL POPULATION SERVED BY SOURCE WATER SYSTEM - - - - -						2008		
BLOOMINGTON	1270001	HENNEPIN	NaSiF6	ADJ	11/60	83780		1.2
TOTAL POPULATION SERVED BY SOURCE WATER SYSTEM - - - - -						83780		
BLUE EARTH	1220001	FARIBAULT	Acid	ADJ	08/53	4132		1.2
TOTAL POPULATION SERVED BY SOURCE WATER SYSTEM - - - - -						4132		
BORUP	1540002	NORMAN	Acid	ADJ		130		1.2
TOTAL POPULATION SERVED BY SOURCE WATER SYSTEM - - - - -						130		
BOVEY	1310003	ITASCA	Acid	ADJ	12/72	858		1.2
TOTAL POPULATION SERVED BY SOURCE WATER SYSTEM - - - - -						858		

POPULATION SERVED FLUORIDATED DRINKING WATER BY SOURCE SYSTEM,
CONSECUTIVE SYSTEM, AND COUNTY WITHIN STATE (AS OF 12/31/92)

MINNESOTA

WATER SYSTEMS AND CONSECUTIVE SYSTEMS SERVED	EPA ID NO	COUNTY	CHEM USED	STATUS	FLUOR START DATE	POP SERVED	NATURAL SYSTEMS NAT LEVEL	OPT LEVEL
BOWLUS	1490009	MORRISON	Acid	ADJ		260		1.2
TOTAL POPULATION SERVED BY SOURCE WATER SYSTEM						260		
BOYD	1370002	LAC QUI PARLE	Acid	ADJ		330		1.2
TOTAL POPULATION SERVED BY SOURCE WATER SYSTEM						330		
BRAHAM	1300001	ISANTI	Acid	ADJ	/70	1015		1.2
TOTAL POPULATION SERVED BY SOURCE WATER SYSTEM						1015		
BRAINERD	1180002	CROW WING	Acid	ADJ	02/80	11243		1.2
TOTAL POPULATION SERVED BY SOURCE WATER SYSTEM						11243		
BRANDON	1210009	DOUGLAS	Acid	ADJ	11/70	475		1.2
TOTAL POPULATION SERVED BY SOURCE WATER SYSTEM						475		
BRECKENRIDGE	1840002	WILKIN	NaSiF6	ADJ	10/60	3900		1.2
TOTAL POPULATION SERVED BY SOURCE WATER SYSTEM						3900		
BREITUNG-TOWER-SOUDAN	1690045	ST. LOUIS	Acid	ADJ	12/70	1300		1.2
TOTAL POPULATION SERVED BY SOURCE WATER SYSTEM						1300		
BREWSTER	1530003	NOBLES	Acid	ADJ	11/71	559		1.2
TOTAL POPULATION SERVED BY SOURCE WATER SYSTEM						559		
BRICELYN	1220002	FARIBAULT	Acid	ADJ	10/68	470		1.2
TOTAL POPULATION SERVED BY SOURCE WATER SYSTEM						470		
BROOKLYN CENTER	1270004	HENNEPIN	Acid	ADJ	04/64	31500		1.2
TOTAL POPULATION SERVED BY SOURCE WATER SYSTEM						31500		
BROOKLYN PARK	1270005	HENNEPIN	Acid	ADJ	10/65	32000		1.2
TOTAL POPULATION SERVED BY SOURCE WATER SYSTEM						32000		
BROOTEN	1730005	STEARNS	Acid	ADJ	/69	603		1.2
TOTAL POPULATION SERVED BY SOURCE WATER SYSTEM						603		
BROWERVILLE	1770002	TODD	Acid	ADJ	/70	665		1.2
TOTAL POPULATION SERVED BY SOURCE WATER SYSTEM						665		

POPULATION SERVED FLUORIDATED DRINKING WATER BY SOURCE SYSTEM,
CONSECUTIVE SYSTEM, AND COUNTY WITHIN STATE (AS OF 12/31/92)

MINNESOTA

WATER SYSTEMS AND CONSECUTIVE SYSTEMS SERVED	EPA ID NO	COUNTY	CHEM USED	STATUS	FLUOR START DATE	POP SERVED	NATURAL SYSTEMS NAT LEVEL	OPT LEVEL
BROWNS VALLEY	1780001	TRAVERSE	Acid	ADJ	12/70	830		1.2
TOTAL POPULATION SERVED BY SOURCE WATER SYSTEM - - - - -						830		
BROWNTON	1430002	MCLEOD	Acid	ADJ	11/69	750		1.2
TOTAL POPULATION SERVED BY SOURCE WATER SYSTEM - - - - -						750		
BUCKMAN	1490001	MORRISON	Acid	ADJ		190		1.2
TOTAL POPULATION SERVED BY SOURCE WATER SYSTEM - - - - -						190		
BUFFALO	1860005	WRIGHT	Acid	ADJ		7000		1.2
TOTAL POPULATION SERVED BY SOURCE WATER SYSTEM - - - - -						7000		
BUFFALO LAKE	1650003	RENVILLE	Acid	ADJ	/70	782		1.2
TOTAL POPULATION SERVED BY SOURCE WATER SYSTEM - - - - -						782		
BUHL	1690006	ST. LOUIS	Acid	ADJ	06/80	1088		1.2
TOTAL POPULATION SERVED BY SOURCE WATER SYSTEM - - - - -						1088		
BURNSVILLE	1190002	DAKOTA	Acid	ADJ	10/66	49236		1.2
TOTAL POPULATION SERVED BY SOURCE WATER SYSTEM - - - - -						49236		
BUTTERFIELD	1830001	WATONWAN	Acid	ADJ		636		1.2
TOTAL POPULATION SERVED BY SOURCE WATER SYSTEM - - - - -						636		
BYRON	1550001	OLMSTED	Acid	ADJ	11/70	1715		1.2
TOTAL POPULATION SERVED BY SOURCE WATER SYSTEM - - - - -						1715		
CALEDONIA	1280002	HOUSTON	Acid	ADJ	10/69	2619		1.2
TOTAL POPULATION SERVED BY SOURCE WATER SYSTEM - - - - -						2619		
CALLAWAY	1030004	BECKER	Acid	ADJ	/70	238		1.2
TOTAL POPULATION SERVED BY SOURCE WATER SYSTEM - - - - -						238		
CALUMET	0000004	ITASCA	NaF	ADJ	05/88	470		1.2
TOTAL POPULATION SERVED BY SOURCE WATER SYSTEM - - - - -						470		

POPULATION SERVED FLUORIDATED DRINKING WATER BY SOURCE SYSTEM,
CONSECUTIVE SYSTEM, AND COUNTY WITHIN STATE (AS OF 12/31/92)

MINNESOTA

WATER SYSTEMS AND CONSECUTIVE SYSTEMS SERVED	EPA ID NO	COUNTY	CHEM USED	STATUS	FLUOR START DATE	POP SERVED	NATURAL SYSTEMS NAT LEVEL	OPT LEVEL
CAMBRIDGE	1300002	ISANTI	Acid	ADJ	/69	3000		1.2
TOTAL POPULATION SERVED BY SOURCE WATER SYSTEM - - - - -						3000		
CAMBRIDGE STATE HOSPITAL	1300004	ISANTI	Acid	ADJ		878		1.2
TOTAL POPULATION SERVED BY SOURCE WATER SYSTEM - - - - -						878		
CAMPBELL	1840003	WILKIN		NATL		339	1.1	
TOTAL POPULATION SERVED BY SOURCE WATER SYSTEM - - - - -						339		
CANBY	1870001	YELLOW MEDICINE	Acid	ADJ	03/66	2147		1.2
ST LEO	1870007	YELLOW MEDICINE		CONS		150		
TOTAL POPULATION SERVED BY SOURCE WATER SYSTEM - - - - -						2297		
CANNON FALLS	1250001	GOODHUE	Acid	ADJ	/70	2560		1.2
TOTAL POPULATION SERVED BY SOURCE WATER SYSTEM - - - - -						2560		
CANTON	1230001	FILLMORE	Acid	ADJ	03/80	390		1.2
TOTAL POPULATION SERVED BY SOURCE WATER SYSTEM - - - - -						390		
CARLOS	1210010	DOUGLAS	Acid	ADJ	01/68	364		1.2
TOTAL POPULATION SERVED BY SOURCE WATER SYSTEM - - - - -						364		
CARLTON	1090003	CARLTON	Acid	ADJ		862		1.2
TOTAL POPULATION SERVED BY SOURCE WATER SYSTEM - - - - -						862		
CASS LAKE	1110006	CASS	Acid	ADJ	/70	1000		1.2
TOTAL POPULATION SERVED BY SOURCE WATER SYSTEM - - - - -						1000		
CENTER CITY	1130001	CHISAGO	Acid	ADJ	11/71	500		1.2
TOTAL POPULATION SERVED BY SOURCE WATER SYSTEM - - - - -						500		
CENTERVILLE	1020036	ANOKA	Acid	ADJ	01/80	450		1.2
TOTAL POPULATION SERVED BY SOURCE WATER SYSTEM - - - - -						450		
CEYLON	1460001	MARTIN	Acid	ADJ		543		1.2
TOTAL POPULATION SERVED BY SOURCE WATER SYSTEM - - - - -						543		

POPULATION SERVED FLUORIDATED DRINKING WATER BY SOURCE SYSTEM,
CONSECUTIVE SYSTEM, AND COUNTY WITHIN STATE (AS OF 12/31/92)

MINNESOTA

WATER SYSTEMS AND CONSECUTIVE SYSTEMS SERVED	EPA ID NO	COUNTY	CHEM USED	STATUS	FLUOR START DATE	POP SERVED	NATURAL SYSTEMS NAT LEVEL	OPT LEVEL
CHAMPLIN	1270006	HENNEPIN	Acid	ADJ	01/80	16500		1.2
TOTAL POPULATION SERVED BY SOURCE WATER SYSTEM - - - - -						16500		
CHANHASSEN	1100001	CARVER	Acid	ADJ	/70	1000		1.2
TOTAL POPULATION SERVED BY SOURCE WATER SYSTEM - - - - -						1000		
CHASKA	1100002	CARVER	Acid	ADJ	12/70	10018		1.2
TOTAL POPULATION SERVED BY SOURCE WATER SYSTEM - - - - -						10018		
CHATFIELD	1230002	FILLMORE	Acid	ADJ	01/67	2055		1.2
TOTAL POPULATION SERVED BY SOURCE WATER SYSTEM - - - - -						2055		
CHESTER HEIGHTS WATER CO	1550020	OLMSTEAD	Acid	ADJ		300		1.2
TOTAL POPULATION SERVED BY SOURCE WATER SYSTEM - - - - -						300		
CHISAGO CITY	1730003	CHISAGO	Acid	ADJ	/70	1634		1.2
TOTAL POPULATION SERVED BY SOURCE WATER SYSTEM - - - - -						1634		
CHISHOLM	1690007	ST. LOUIS	NaSiF6	ADJ	11/70	5150		1.2
TOTAL POPULATION SERVED BY SOURCE WATER SYSTEM - - - - -						5150		
CHOKIO	1750002	STEVENS	Acid	ADJ	/70	550		1.2
TOTAL POPULATION SERVED BY SOURCE WATER SYSTEM - - - - -						550		
CIMARRON MOVILLA	1820010	WASHINGTON	Acid	ADJ		1250		1.2
TOTAL POPULATION SERVED BY SOURCE WATER SYSTEM - - - - -						1250		
CIRCLE PINES	1020013	ANOKA	Acid	ADJ	12/52	5000		1.2
TOTAL POPULATION SERVED BY SOURCE WATER SYSTEM - - - - -						5000		
CLARA CITY	1120001	CHIPPEWA	Acid	ADJ	11/69	1550		1.2
TOTAL POPULATION SERVED BY SOURCE WATER SYSTEM - - - - -						1550		
CLAREMONT	1200001	DODGE	Acid	ADJ	10/70	520		1.2
TOTAL POPULATION SERVED BY SOURCE WATER SYSTEM - - - - -						520		
CLARISSA	1770003	TODD	Acid	ADJ	11/72	663		1.2
TOTAL POPULATION SERVED BY SOURCE WATER SYSTEM - - - - -						663		

POPULATION SERVED FLUORIDATED DRINKING WATER BY SOURCE SYSTEM,
CONSECUTIVE SYSTEM, AND COUNTY WITHIN STATE (AS OF 12/31/92)

MINNESOTA

WATER SYSTEMS AND CONSECUTIVE SYSTEMS SERVED	EPA ID NO	COUNTY	CHEM USED	STATUS	FLUOR START DATE	POP SERVED	NATURAL SYSTEMS NAT LEVEL	OPT LEVEL
CLARKFIELD	1870002	YELLOW MEDICINE	Acid	ADJ	01/70	1171		1.2
TOTAL POPULATION SERVED BY SOURCE WATER SYSTEM - - - - -						1171		
CLARKS GROVE	1240005	FREEBORN	Acid	ADJ	01/68	650		1.2
TOTAL POPULATION SERVED BY SOURCE WATER SYSTEM - - - - -						650		
CLEAR LAKE	1710009	SHERBURNE	Acid	ADJ	02/80	324		1.2
TOTAL POPULATION SERVED BY SOURCE WATER SYSTEM - - - - -						324		
CLEARBROOK	1150003	CLEARWATER	Acid	ADJ	12/70	700		1.2
TOTAL POPULATION SERVED BY SOURCE WATER SYSTEM - - - - -						700		
CLEARWATER	1860025	WRIGHT	Acid	ADJ	03/80	429		1.2
TOTAL POPULATION SERVED BY SOURCE WATER SYSTEM - - - - -						429		
CLEMENTS	1640002	REDWOOD	Acid	ADJ		210		1.2
TOTAL POPULATION SERVED BY SOURCE WATER SYSTEM - - - - -						210		
CLEVELAND	1400001	LE SUEUR	Acid	ADJ	/71	716		1.2
TOTAL POPULATION SERVED BY SOURCE WATER SYSTEM - - - - -						716		
CLIMAX	1600001	POLK	Acid	ADJ	12/70	257		1.2
TOTAL POPULATION SERVED BY SOURCE WATER SYSTEM - - - - -						257		
CLINTON	1060003	BIG STONE	Acid	ADJ	12/70	650		1.2
TOTAL POPULATION SERVED BY SOURCE WATER SYSTEM - - - - -						650		
CLOQUET WATER SYSTEM	1090005	CARLTON	Acid	ADJ	12/53	10000		1.2
SCANLON	1090011	CARLTON		CONS		1132		
TOTAL POPULATION SERVED BY SOURCE WATER SYSTEM - - - - -						11132		
COKATO	1860006	WRIGHT	Acid	ADJ	12/70	2100		1.2
TOTAL POPULATION SERVED BY SOURCE WATER SYSTEM - - - - -						2100		
COLD SPRING	1730006	STEARNS	Acid	ADJ	/70	2150		1.2
TOTAL POPULATION SERVED BY SOURCE WATER SYSTEM - - - - -						2150		

POPULATION SERVED FLUORIDATED DRINKING WATER BY SOURCE SYSTEM,
CONSECUTIVE SYSTEM, AND COUNTY WITHIN STATE (AS OF 12/31/92)

MINNESOTA

WATER SYSTEMS AND CONSECUTIVE SYSTEMS SERVED	EPA ID NO	COUNTY	CHEM USED	STATUS	FLUOR START DATE	POP SERVED	NATURAL SYSTEMS NAT LEVEL	OPT LEVEL
COLERAINE	1310006	ITASCA	Acid	ADJ	/71	1116		1.2
TOTAL POPULATION SERVED BY SOURCE WATER SYSTEM - - - - -						1116		
COLOGNE	1100004	CARVER	Acid	ADJ	01/68	610		1.2
TOTAL POPULATION SERVED BY SOURCE WATER SYSTEM - - - - -						610		
COMFREY	1080001	BROWN	Acid	ADJ	12/70	534		1.2
TOTAL POPULATION SERVED BY SOURCE WATER SYSTEM - - - - -						534		
COMSTOCK	1140002	CLAY	Acid	ADJ		135		1.2
TOTAL POPULATION SERVED BY SOURCE WATER SYSTEM - - - - -						135		
CONGER	1240006	FREEBORN	Acid	ADJ		155		1.2
TOTAL POPULATION SERVED BY SOURCE WATER SYSTEM - - - - -						155		
COOK	1690009	ST. LOUIS	Acid	ADJ	11/70	800		1.2
TOTAL POPULATION SERVED BY SOURCE WATER SYSTEM - - - - -						800		
COON RAPIDS	1020017	ANOKA	Acid	ADJ	11/66	45700		1.2
TOTAL POPULATION SERVED BY SOURCE WATER SYSTEM - - - - -						45700		
COSMOS	1470011	MEEKER	Acid	ADJ	/70	500		1.2
TOTAL POPULATION SERVED BY SOURCE WATER SYSTEM - - - - -						500		
COTTAGE GROVE	1820004	WASHINGTON	Acid	ADJ	07/64	22500		1.2
TOTAL POPULATION SERVED BY SOURCE WATER SYSTEM - - - - -						22500		
COTTON SCHOOL	0000005	ST. LOUIS	NaF	ADJ	01/88	300		5.4
TOTAL POPULATION SERVED BY SOURCE WATER SYSTEM - - - - -						300		
COTTONWOOD	1420002	LYON	Acid	ADJ	11/70	970		1.2
TOTAL POPULATION SERVED BY SOURCE WATER SYSTEM - - - - -						970		
COUNTY HERITAGE SUBD	1140015	CLEARWATER	Acid	ADJ	/76	25		1.2
TOTAL POPULATION SERVED BY SOURCE WATER SYSTEM - - - - -						25		

POPULATION SERVED FLUORIDATED DRINKING WATER BY SOURCE SYSTEM,
CONSECUTIVE SYSTEM, AND COUNTY WITHIN STATE (AS OF 12/31/92)

MINNESOTA

WATER SYSTEMS AND CONSECUTIVE SYSTEMS SERVED	EPA ID NO	COUNTY	CHEM USED	STATUS	FLUOR START DATE	POP SERVED	NATURAL SYSTEMS NAT LEVEL	OPT LEVEL
COURTLAND	1520001	NICOLLET	Acid	ADJ	/69	399		1.2
TOTAL POPULATION SERVED BY SOURCE WATER SYSTEM - - - - -						399		
CROMWELL	1090007	CARLTON	Acid	ADJ	/69	187		1.2
TOTAL POPULATION SERVED BY SOURCE WATER SYSTEM - - - - -						187		
CROOKSTON	1600002	POLK	Acid	ADJ	/54	8700		1.2
TOTAL POPULATION SERVED BY SOURCE WATER SYSTEM - - - - -						8700		
CROSBY	1180008	CROW WING	Acid	ADJ	01/68	2218		1.2
TOTAL POPULATION SERVED BY SOURCE WATER SYSTEM - - - - -						2218		
CURRIE	1510003	MURRAY	Acid	ADJ	12/70	368		1.2
TOTAL POPULATION SERVED BY SOURCE WATER SYSTEM - - - - -						368		
CUYUNA	1180011	CROWING	Acid	ADJ	01/80	90		1.2
TOTAL POPULATION SERVED BY SOURCE WATER SYSTEM - - - - -						90		
CYRUS	1610001	POPE	Acid	ADJ	11/71	335		1.2
TOTAL POPULATION SERVED BY SOURCE WATER SYSTEM - - - - -						335		
DALTON	1560008	OTTER TAIL	Acid	ADJ	/70	221		1.2
TOTAL POPULATION SERVED BY SOURCE WATER SYSTEM - - - - -						221		
DARFUR	1830002	WATONWAN	Acid	ADJ	11/69	139		1.2
TOTAL POPULATION SERVED BY SOURCE WATER SYSTEM - - - - -						139		
DARWIN	1470002	MEEKER	Acid	ADJ	/68	283		1.2
TOTAL POPULATION SERVED BY SOURCE WATER SYSTEM - - - - -						283		
DASSEL	1470003	MEEKER	Acid	ADJ	05/66	1066		1.2
TOTAL POPULATION SERVED BY SOURCE WATER SYSTEM - - - - -						1066		
DAWSON	1370003	LAC QUI PARLE	Acid	ADJ	/70	1990		1.2
TOTAL POPULATION SERVED BY SOURCE WATER SYSTEM - - - - -						1990		
DE GRAFF	1760004	SWIFT	Acid	ADJ		165		1.2
TOTAL POPULATION SERVED BY SOURCE WATER SYSTEM - - - - -						165		

POPULATION SERVED FLUORIDATED DRINKING WATER BY SOURCE SYSTEM,
CONSECUTIVE SYSTEM, AND COUNTY WITHIN STATE (AS OF 12/31/92)

MINNESOTA

WATER SYSTEMS AND CONSECUTIVE SYSTEMS SERVED	EPA ID NO	COUNTY	CHEM USED	STATUS	FLUOR START DATE	POP SERVED	NATURAL SYSTEMS NAT LEVEL	OPT LEVEL
DEER CREEK	1560007	OTTER TAIL	Acid	ADJ	/69	392		1.2
TOTAL POPULATION SERVED BY SOURCE WATER SYSTEM - - - - -						392		
DEER RIVER	1310007	ITASCA	Acid	ADJ		945		1.2
TOTAL POPULATION SERVED BY SOURCE WATER SYSTEM - - - - -						945		
DEERWOOD	1180012	CROW WING	Acid	ADJ	02/80	580		1.2
TOTAL POPULATION SERVED BY SOURCE WATER SYSTEM - - - - -						580		
DELANO	1860007	WRIGHT	Acid	ADJ	/69	2647		1.2
TOTAL POPULATION SERVED BY SOURCE WATER SYSTEM - - - - -						2647		
DELAVAN	1220003	FARIBAULT	Acid	ADJ	/71	262		1.2
TOTAL POPULATION SERVED BY SOURCE WATER SYSTEM - - - - -						262		
DENNISON	1250021	GOODHUE	Acid	ADJ		175		1.2
TOTAL POPULATION SERVED BY SOURCE WATER SYSTEM - - - - -						175		
DETROIT LAKES	1030005	BECKER	NaSiF6	ADJ	03/68	8000		1.2
TOTAL POPULATION SERVED BY SOURCE WATER SYSTEM - - - - -						8000		
DEXTER	1500006	MOWER	Acid	ADJ	10/70	270		1.2
TOTAL POPULATION SERVED BY SOURCE WATER SYSTEM - - - - -						270		
DILWORTH	1140003	CLAY	Acid	ADJ	/69	2700		1.2
TOTAL POPULATION SERVED BY SOURCE WATER SYSTEM - - - - -						2700		
DODGE CENTER	1200002	DODGE	Acid	ADJ	01/67	1875		1.2
TOTAL POPULATION SERVED BY SOURCE WATER SYSTEM - - - - -						1875		
DONNELLY	1750003	STEVENS	Acid	ADJ	12/70	317		1.2
TOTAL POPULATION SERVED BY SOURCE WATER SYSTEM - - - - -						317		
DOVER	1550004	OLMSTED	Acid	ADJ		320		1.2
TOTAL POPULATION SERVED BY SOURCE WATER SYSTEM - - - - -						320		

POPULATION SERVED FLUORIDATED DRINKING WATER BY SOURCE SYSTEM,
CONSECUTIVE SYSTEM, AND COUNTY WITHIN STATE (AS OF 12/31/92)

MINNESOTA

WATER SYSTEMS AND CONSECUTIVE SYSTEMS SERVED	EPA ID NO	COUNTY	CHEM USED	STATUS	FLUOR START DATE	POP SERVED	NATURAL SYSTEMS NAT LEVEL	OPT LEVEL
DULUTH	1690011	ST. LOUIS	Acid	ADJ	/70	87000		1.2
FOND DU LAC	1690052	ST. LOUIS		CONS		60		
HERMANTOWN	1690043	ST. LOUIS		CONS		2500		
PROCTOR	1690042	ST. LOUIS		CONS		3000		
RICE LAKE TOWNSHIP	1690049	ST. LOUIS		CONS		700		
TOTAL POPULATION SERVED BY SOURCE WATER SYSTEM - - - - -						93260		
DUMONT	1780002	TRAVERSE	Acid	ADJ	/72	143		1.2
TOTAL POPULATION SERVED BY SOURCE WATER SYSTEM - - - - -						143		
DUNDAS	1660015	RICE	Acid	ADJ		375		1.2
TOTAL POPULATION SERVED BY SOURCE WATER SYSTEM - - - - -						375		
DUNNELL	1460002	MARTIN	Acid	ADJ	12/70	216		1.2
TOTAL POPULATION SERVED BY SOURCE WATER SYSTEM - - - - -						216		
EAGAN	1190007	DAKOTA	Acid	ADJ	/70	45000		1.2
TOTAL POPULATION SERVED BY SOURCE WATER SYSTEM - - - - -						45000		
EAGLE BEND	1770004	TODD	Acid	ADJ	11/72	623		1.2
TOTAL POPULATION SERVED BY SOURCE WATER SYSTEM - - - - -						623		
EAGLE LAKE	1070002	BLUE EARTH	Acid	ADJ	12/70	1600		1.2
TOTAL POPULATION SERVED BY SOURCE WATER SYSTEM - - - - -						1600		
EAST GRAND FORKS	1600004	POLK	Acid	ADJ	06/66	9000		1.2
TOTAL POPULATION SERVED BY SOURCE WATER SYSTEM - - - - -						9000		
EASTON	1220005	FARIBAUT	Acid	ADJ	/71	283		1.2
TOTAL POPULATION SERVED BY SOURCE WATER SYSTEM - - - - -						283		
ECHO	1870003	YELLOW MEDICINE	Acid	ADJ	/72	333		1.2
TOTAL POPULATION SERVED BY SOURCE WATER SYSTEM - - - - -						333		
EDEN PRAIRIE	1270010	HENNEPIN	NaSiF6	ADJ		34000		1.2
TOTAL POPULATION SERVED BY SOURCE WATER SYSTEM - - - - -						34000		
EDEN VALLEY	1470006	MEEKER	Acid	ADJ	12/68	790		1.2
TOTAL POPULATION SERVED BY SOURCE WATER SYSTEM - - - - -						790		

POPULATION SERVED FLUORIDATED DRINKING WATER BY SOURCE SYSTEM,
CONSECUTIVE SYSTEM, AND COUNTY WITHIN STATE (AS OF 12/31/92)

MINNESOTA

WATER SYSTEMS AND CONSECUTIVE SYSTEMS SERVED	EPA ID NO	COUNTY	CHEM USED	STATUS	FLUOR START DATE	POP SERVED	NATURAL SYSTEMS NAT LEVEL	OPT LEVEL
EDGERTON	1590001	PIPESTONE	Acid	ADJ	10/58	1140		1.2
TOTAL POPULATION SERVED BY SOURCE WATER SYSTEM - - - - -						1140		
EDINA	1270011	HENNEPIN	Acid	ADJ	04/57	46000		1.2
TOTAL POPULATION SERVED BY SOURCE WATER SYSTEM - - - - -						46000		
EITZEN	1280003	HOUSTON	Acid	ADJ	/70	240		1.2
TOTAL POPULATION SERVED BY SOURCE WATER SYSTEM - - - - -						240		
ELBA	1850003	WINONA	Acid	ADJ	/70	225		1.2
TOTAL POPULATION SERVED BY SOURCE WATER SYSTEM - - - - -						225		
ELBOW LAKE	1260003	GRANT	Acid	ADJ	11/69	1465		1.2
TOTAL POPULATION SERVED BY SOURCE WATER SYSTEM - - - - -						1465		
ELGIN	1790001	WABASHA	Acid	ADJ	11/70	680		1.2
TOTAL POPULATION SERVED BY SOURCE WATER SYSTEM - - - - -						680		
ELIZABETH	1560028	OTTER TAIL	Acid	ADJ		180		1.2
TOTAL POPULATION SERVED BY SOURCE WATER SYSTEM - - - - -						180		
ELK RIVER	1710004	SHERBURNE	Acid	ADJ	12/55	4200		1.2
TOTAL POPULATION SERVED BY SOURCE WATER SYSTEM - - - - -						4200		
ELKO	1700002	SCOTT	Acid	ADJ	/70	125		1.2
TOTAL POPULATION SERVED BY SOURCE WATER SYSTEM - - - - -						125		
ELKTON	1500007	MOWER	Acid	ADJ	01/68	145		1.2
TOTAL POPULATION SERVED BY SOURCE WATER SYSTEM - - - - -						145		
ELLENDALE	1740003	STEELE	Acid	ADJ	12/68	600		1.2
TOTAL POPULATION SERVED BY SOURCE WATER SYSTEM - - - - -						600		
ELLSWORTH	1530005	NOBLES	Acid	ADJ	/72	620		1.2
TOTAL POPULATION SERVED BY SOURCE WATER SYSTEM - - - - -						620		

POPULATION SERVED FLUORIDATED DRINKING WATER BY SOURCE SYSTEM,
CONSECUTIVE SYSTEM, AND COUNTY WITHIN STATE (AS OF 12/31/92)

MINNESOTA

WATER SYSTEMS AND CONSECUTIVE SYSTEMS SERVED	EPA ID NO	COUNTY	CHEM USED	STATUS	FLUOR START DATE	POP SERVED	NATURAL SYSTEMS NAT LEVEL	OPT LEVEL
ELMORE	1220004	FARIBAULT	Acid	ADJ	11/69	882		1.2
TOTAL POPULATION SERVED BY SOURCE WATER SYSTEM - - - - -						882		
ELY	1690014	ST. LOUIS	NaF	ADJ	11/52	3800		1.2
TOTAL POPULATION SERVED BY SOURCE WATER SYSTEM - - - - -						3800		
ELYSIAN	1400003	LE SUEUR	Acid	ADJ	/71	485		1.2
TOTAL POPULATION SERVED BY SOURCE WATER SYSTEM - - - - -						485		
EMMONS	1240007	FREEBORN	Acid	ADJ	09/80	475		1.2
TOTAL POPULATION SERVED BY SOURCE WATER SYSTEM - - - - -						475		
EMPIRE TOWNSHIP	1190009	DAKOTA	Acid	ADJ	09/80	450		1.2
TOTAL POPULATION SERVED BY SOURCE WATER SYSTEM - - - - -						450		
ENGLEHAVEN DEVELOPMENT	1700015	SCOTT	Acid	ADJ		150		1.2
TOTAL POPULATION SERVED BY SOURCE WATER SYSTEM - - - - -						150		
ERSKINE	1600005	POLK	Acid	ADJ	/71	571		1.2
TOTAL POPULATION SERVED BY SOURCE WATER SYSTEM - - - - -						571		
EVANSVILLE	1210013	DOUGLAS	Acid	ADJ	/69	580		1.2
TOTAL POPULATION SERVED BY SOURCE WATER SYSTEM - - - - -						580		
EVELETH	1690018	ST. LOUIS	Acid	ADJ	/71	5000		1.2
TOTAL POPULATION SERVED BY SOURCE WATER SYSTEM - - - - -						5000		
EXCELSIOR	1270012	HENNEPIN	NaF	ADJ	06/63	2860		1.2
TOTAL POPULATION SERVED BY SOURCE WATER SYSTEM - - - - -						2860		
EYOTA	1550006	OLMSTED	Acid	ADJ	01/68	1400		1.2
TOTAL POPULATION SERVED BY SOURCE WATER SYSTEM - - - - -						1400		
FAIRFAX	1650005	RENVILLE	Acid	ADJ	11/67	1405		1.2
TOTAL POPULATION SERVED BY SOURCE WATER SYSTEM - - - - -						1405		
FAIRMONT	1460003	MARTIN	NaSiF6	ADJ	12/51	11506		1.2
TOTAL POPULATION SERVED BY SOURCE WATER SYSTEM - - - - -						11506		

POPULATION SERVED FLUORIDATED DRINKING WATER BY SOURCE SYSTEM,
CONSECUTIVE SYSTEM, AND COUNTY WITHIN STATE (AS OF 12/31/92)

MINNESOTA

WATER SYSTEMS AND CONSECUTIVE SYSTEMS SERVED	EPA ID NO	COUNTY	CHEM USED	STATUS	FLUOR START DATE	POP SERVED	NATURAL SYSTEMS NAT LEVEL	OPT LEVEL
FARIBAULT	1660002	RICE	Acid	ADJ	/53	16595		1.2
TOTAL POPULATION SERVED BY SOURCE WATER SYSTEM - - - - -						16595		
FARIBAULT STATE HOSPITAL	1660005	RICE	Acid	ADJ		1417		1.2
TOTAL POPULATION SERVED BY SOURCE WATER SYSTEM - - - - -						1417		
FARMINGTON	1190008	DAKOTA	Acid	ADJ	10/68	5830		1.2
TOTAL POPULATION SERVED BY SOURCE WATER SYSTEM - - - - -						5830		
FELTON	1140012	CLAY	Acid	ADJ		232		1.2
TOTAL POPULATION SERVED BY SOURCE WATER SYSTEM - - - - -						232		
FERGUS FALLS	1560014	OTTER TAIL	NaSif6	ADJ	05/51	12600		1.2
TOTAL POPULATION SERVED BY SOURCE WATER SYSTEM - - - - -						12600		
FERTILE	1600008	POLK	Acid	ADJ	12/69	955		1.2
TOTAL POPULATION SERVED BY SOURCE WATER SYSTEM - - - - -						955		
FINLAYSON	1580002	PINE	Acid	ADJ	/69	200		1.2
TOTAL POPULATION SERVED BY SOURCE WATER SYSTEM - - - - -						200		
FISHER	1600009	POLK	Acid	ADJ	/71	426		1.2
TOTAL POPULATION SERVED BY SOURCE WATER SYSTEM - - - - -						426		
FOLEY	1050001	BENTON	Acid	ADJ	03/60	1700		1.2
TOTAL POPULATION SERVED BY SOURCE WATER SYSTEM - - - - -						1700		
FOREST HILLS SUBDIVISION	1550017	OLMSTEAD	Acid	ADJ		190		1.2
TOTAL POPULATION SERVED BY SOURCE WATER SYSTEM - - - - -						190		
FOREST LAKE	1820005	WASHINGTON	Acid	ADJ	11/61	5000		1.2
TOTAL POPULATION SERVED BY SOURCE WATER SYSTEM - - - - -						5000		
FORESTON	1480014	MILLE LACS	Acid	ADJ		283		1.2
TOTAL POPULATION SERVED BY SOURCE WATER SYSTEM - - - - -						283		

POPULATION SERVED FLUORIDATED DRINKING WATER BY SOURCE SYSTEM,
CONSECUTIVE SYSTEM, AND COUNTY WITHIN STATE (AS OF 12/31/92)

MINNESOTA

WATER SYSTEMS AND CONSECUTIVE SYSTEMS SERVED	EPA ID NO	COUNTY	CHEM USED	STATUS	FLUOR START DATE	POP SERVED	NATURAL SYSTEMS NAT LEVEL	OPT LEVEL
FOSSTON	1600010	POLK	Acid	ADJ	11/70	1609		1.2
TOTAL POPULATION SERVED BY SOURCE WATER SYSTEM - - - - -						1609		
FOUNTAIN	1230003	FILLMORE	Acid	ADJ		330		1.2
TOTAL POPULATION SERVED BY SOURCE WATER SYSTEM - - - - -						330		
FRANKLIN	1650006	RENVILLE	Acid	ADJ	11/72	437		1.2
TOTAL POPULATION SERVED BY SOURCE WATER SYSTEM - - - - -						437		
FRANSTEN MHP	1170007	COTTONWOOD		NATL		42	0.7	
TOTAL POPULATION SERVED BY SOURCE WATER SYSTEM - - - - -						42		
FRAZEE	1030014	BECKER	Acid	ADJ	/70	1200		1.2
TOTAL POPULATION SERVED BY SOURCE WATER SYSTEM - - - - -						1200		
FREEBORN	1240008	FREEBORN	Acid	ADJ	01/68	300		1.2
TOTAL POPULATION SERVED BY SOURCE WATER SYSTEM - - - - -						300		
FREEPORT	1730013	STEARNS	Acid	ADJ	11/70	560		1.2
TOTAL POPULATION SERVED BY SOURCE WATER SYSTEM - - - - -						560		
FRIDLEY	1020031	ANOKA	Acid	ADJ	01/61	29336		1.2
TOTAL POPULATION SERVED BY SOURCE WATER SYSTEM - - - - -						29336		
FROST	1220007	FARIBAULT	Acid	ADJ	12/70	293		1.2
TOTAL POPULATION SERVED BY SOURCE WATER SYSTEM - - - - -						293		
FULDA	1510005	MURRAY	Acid	ADJ		1308		1.2
TOTAL POPULATION SERVED BY SOURCE WATER SYSTEM - - - - -						1308		
GARY	1540010	NORMAN	Acid	ADJ		260		1.2
TOTAL POPULATION SERVED BY SOURCE WATER SYSTEM - - - - -						260		
GAYLORD	1720002	SIBLEY	Acid	ADJ	03/65	1950		1.2
TOTAL POPULATION SERVED BY SOURCE WATER SYSTEM - - - - -						1950		
GENEVA	1240009	FREEBORN	Acid	ADJ	01/68	400		1.2
TOTAL POPULATION SERVED BY SOURCE WATER SYSTEM - - - - -						400		

POPULATION SERVED FLUORIDATED DRINKING WATER BY SOURCE SYSTEM,
CONSECUTIVE SYSTEM, AND COUNTY WITHIN STATE (AS OF 12/31/92)

MINNESOTA

WATER SYSTEMS AND CONSECUTIVE SYSTEMS SERVED	EPA ID NO	COUNTY	CHEM USED	STATUS	FLUOR START DATE	POP SERVED	NATURAL SYSTEMS NAT LEVEL	OPT LEVEL
GHENT	1420004	LYON	Acid	ADJ	06/80	356		1.2
TOTAL POPULATION SERVED BY SOURCE WATER SYSTEM - - - - -						356		
GIBBON	1720004	SIBLEY	Acid	ADJ	12/69	750		1.2
TOTAL POPULATION SERVED BY SOURCE WATER SYSTEM - - - - -						750		
GILBERT	1690020	ST. LOUIS	Acid	ADJ	12/67	2563		1.2
TOTAL POPULATION SERVED BY SOURCE WATER SYSTEM - - - - -						2563		
GLENCOE	1430003	MCLEOD	Acid	ADJ	/70	4519		1.2
TOTAL POPULATION SERVED BY SOURCE WATER SYSTEM - - - - -						4519		
GLENVILLE	1240010	FREEBORN	Acid	ADJ	10/70	860		1.2
TOTAL POPULATION SERVED BY SOURCE WATER SYSTEM - - - - -						860		
GLENWOOD	1610003	POPE	NaF	ADJ		2250		1.2
TOTAL POPULATION SERVED BY SOURCE WATER SYSTEM - - - - -						2250		
GLYNDON	1140005	CLAY	Acid	ADJ	/70	882		1.2
TOTAL POPULATION SERVED BY SOURCE WATER SYSTEM - - - - -						882		
GONVICK	1150003	CLEARWATER	Acid	ADJ		362		1.2
TOTAL POPULATION SERVED BY SOURCE WATER SYSTEM - - - - -						362		
GOOD THUNDER	1070005	BLUE EARTH	Acid	ADJ	/70	560		1.2
TOTAL POPULATION SERVED BY SOURCE WATER SYSTEM - - - - -						560		
GOODHUE	1250005	GOODHUE	Acid	ADJ	/70	650		1.2
TOTAL POPULATION SERVED BY SOURCE WATER SYSTEM - - - - -						650		
GOODRIDGE	1570001	PENNINGTON	Acid	ADJ	/70	200		1.2
TOTAL POPULATION SERVED BY SOURCE WATER SYSTEM - - - - -						200		
GOODVIEW	1850012	WINONA	Acid	ADJ	12/69	2900		1.2
TOTAL POPULATION SERVED BY SOURCE WATER SYSTEM - - - - -						2900		

POPULATION SERVED FLUORIDATED DRINKING WATER BY SOURCE SYSTEM,
CONSECUTIVE SYSTEM, AND COUNTY WITHIN STATE (AS OF 12/31/92)

MINNESOTA

WATER SYSTEMS AND CONSECUTIVE SYSTEMS SERVED	EPA ID NO	COUNTY	CHEM USED	STATUS	FLUOR START DATE	POP SERVED	NATURAL SYSTEMS NAT LEVEL	OPT LEVEL
GRACEVILLE	1060005	BIG STONE	Acid	ADJ	11/70	750		1.2
TOTAL POPULATION SERVED BY SOURCE WATER SYSTEM - - - - -						750		
GRANADA	1460004	MARTIN	Acid	ADJ	/70	377		1.2
TOTAL POPULATION SERVED BY SOURCE WATER SYSTEM - - - - -						377		
GRAND MARAIS	1160001	COOK	Acid	ADJ	/70	1325		1.2
TOTAL POPULATION SERVED BY SOURCE WATER SYSTEM - - - - -						1325		
GRAND MEADOW	1500008	MOWER	Acid	ADJ	12/67	965		1.2
TOTAL POPULATION SERVED BY SOURCE WATER SYSTEM - - - - -						965		
GRAND RAPIDS	1310011	ITASCA	Acid	ADJ	11/70	8765		1.2
TOTAL POPULATION SERVED BY SOURCE WATER SYSTEM - - - - -						8765		
GRANITE FALLS	1870004	CHIPPEWA	NaF	ADJ	12/51	3200		1.2
TOTAL POPULATION SERVED BY SOURCE WATER SYSTEM - - - - -						3200		
GREEN ISLE	1720005	SIBLEY	Acid	ADJ	11/71	357		1.2
TOTAL POPULATION SERVED BY SOURCE WATER SYSTEM - - - - -						357		
GREENBUSH	1680002	ROSEAU	Acid	ADJ	12/71	817		1.2
TOTAL POPULATION SERVED BY SOURCE WATER SYSTEM - - - - -						817		
GREY EAGLE	1770005	TODD	Acid	ADJ		350		1.2
TOTAL POPULATION SERVED BY SOURCE WATER SYSTEM - - - - -						350		
GROVE CITY	1470007	MEEKER	Acid	ADJ	/70	570		1.2
TOTAL POPULATION SERVED BY SOURCE WATER SYSTEM - - - - -						570		
GRYGLA	1450003	MARSHALL	Acid	ADJ		209		1.2
TOTAL POPULATION SERVED BY SOURCE WATER SYSTEM - - - - -						209		
HACKENSACK	1110008	CASS	Acid	ADJ		283		1.2
TOTAL POPULATION SERVED BY SOURCE WATER SYSTEM - - - - -						283		
HALSTAD	1540003	NORMAN	Acid	ADJ	/68	650		1.2
TOTAL POPULATION SERVED BY SOURCE WATER SYSTEM - - - - -						650		

POPULATION SERVED FLUORIDATED DRINKING WATER BY SOURCE SYSTEM,
CONSECUTIVE SYSTEM, AND COUNTY WITHIN STATE (AS OF 12/31/92)

MINNESOTA

WATER SYSTEMS AND CONSECUTIVE SYSTEMS SERVED	EPA ID NO	COUNTY	CHEM USED	STATUS	FLUOR START DATE	POP SERVED	NATURAL SYSTEMS NAT LEVEL	OPT LEVEL
HAMBURG	1100005	CARVER	Acid	ADJ	09/68	492		1.2
TOTAL POPULATION SERVED BY SOURCE WATER SYSTEM - - - - -						492		
HAMPTON	1190010	DAKOTA	Acid	ADJ	11/69	390		1.2
TOTAL POPULATION SERVED BY SOURCE WATER SYSTEM - - - - -						390		
HANCOCK	1750004	STEVENS	NaF	ADJ	/67	810		1.2
TOTAL POPULATION SERVED BY SOURCE WATER SYSTEM - - - - -						810		
HANLEY FALLS	1870005	YELLOW MEDICINE		NATL		265	0.8	
TOTAL POPULATION SERVED BY SOURCE WATER SYSTEM - - - - -						265		
HANSKA	1080002	BROWN	Acid	ADJ		460		1.2
TOTAL POPULATION SERVED BY SOURCE WATER SYSTEM - - - - -						460		
HARDWICK	1670002	ROCK	Acid	ADJ	/72	279		1.2
TOTAL POPULATION SERVED BY SOURCE WATER SYSTEM - - - - -						279		
HARMONY	1230005	FILLMORE	Acid	ADJ	05/67	1130		1.2
TOTAL POPULATION SERVED BY SOURCE WATER SYSTEM - - - - -						1130		
HARRIS	1130005	CHISAGO	Acid	ADJ	07/80	400		1.2
TOTAL POPULATION SERVED BY SOURCE WATER SYSTEM - - - - -						400		
HARTLAND	1240011	FREEBORN	Acid	ADJ		330		1.2
TOTAL POPULATION SERVED BY SOURCE WATER SYSTEM - - - - -						330		
HASTINGS	1190012	WASHINGTON	Acid	ADJ	12/67	14432		1.2
TOTAL POPULATION SERVED BY SOURCE WATER SYSTEM - - - - -						14432		
HAWLEY	1140006	CLAY	Acid	ADJ	07/66	1800		1.2
TOTAL POPULATION SERVED BY SOURCE WATER SYSTEM - - - - -						1800		
HAYFIELD	1200004	DODGE	Acid	ADJ	/70	1300		1.2
TOTAL POPULATION SERVED BY SOURCE WATER SYSTEM - - - - -						1300		

POPULATION SERVED FLUORIDATED DRINKING WATER BY SOURCE SYSTEM,
CONSECUTIVE SYSTEM, AND COUNTY WITHIN STATE (AS OF 12/31/92)

MINNESOTA

WATER SYSTEMS AND CONSECUTIVE SYSTEMS SERVED	EPA ID NO	COUNTY	CHEM USED	STATUS	FLUOR START DATE	POP SERVED	NATURAL SYSTEMS NAT LEVEL	OPT LEVEL
HAYWARD	1240012	FREEBORN	Acid	ADJ	/70	325		1.2
TOTAL POPULATION SERVED BY SOURCE WATER SYSTEM - - - - -						325		
HECTOR	1650009	RENVILLE	Acid	ADJ		1100		1.2
TOTAL POPULATION SERVED BY SOURCE WATER SYSTEM - - - - -						1100		
HENDERSON	1720006	SIBLEY	Acid	ADJ		730		1.2
TOTAL POPULATION SERVED BY SOURCE WATER SYSTEM - - - - -						730		
HENDRUM	1540004	NORMAN	Acid	ADJ	12/72	353		1.2
TOTAL POPULATION SERVED BY SOURCE WATER SYSTEM - - - - -						353		
HENNING	1560016	OTTER TAIL	Acid	ADJ	12/70	743		1.2
TOTAL POPULATION SERVED BY SOURCE WATER SYSTEM - - - - -						743		
HERMAN	1260005	GRANT	Acid	ADJ	/70	480		1.2
TOTAL POPULATION SERVED BY SOURCE WATER SYSTEM - - - - -						480		
HERON LAKE	1320002	JACKSON	Acid	ADJ		755		1.2
TOTAL POPULATION SERVED BY SOURCE WATER SYSTEM - - - - -						755		
HEWITT	1770015	TODD	Acid	ADJ	06/80	287		1.2
TOTAL POPULATION SERVED BY SOURCE WATER SYSTEM - - - - -						287		
HIBBING	1690002	ST. LOUIS	Acid	ADJ	/70	21193		1.2
TOTAL POPULATION SERVED BY SOURCE WATER SYSTEM - - - - -						21193		
HIDDEN VALLEY MHP	1850017	WINONA	Acid	ADJ		518		1.2
TOTAL POPULATION SERVED BY SOURCE WATER SYSTEM - - - - -						518		
HILL CITY	1010011	AITKIN	Acid	ADJ	/72	533		1.2
TOTAL POPULATION SERVED BY SOURCE WATER SYSTEM - - - - -						533		
HINCKLEY	1580005	PINE	Acid	ADJ	09/68	969		1.2
TOTAL POPULATION SERVED BY SOURCE WATER SYSTEM - - - - -						969		
HITTERDAL	1140007	CLAY	Acid	ADJ	/71	250		1.2
TOTAL POPULATION SERVED BY SOURCE WATER SYSTEM - - - - -						250		

POPULATION SERVED FLUORIDATED DRINKING WATER BY SOURCE SYSTEM,
CONSECUTIVE SYSTEM, AND COUNTY WITHIN STATE (AS OF 12/31/92)

MINNESOTA

WATER SYSTEMS AND CONSECUTIVE SYSTEMS SERVED	EPA ID NO	COUNTY	CHEM USED	STATUS	FLUOR START DATE	POP SERVED	NATURAL SYSTEMS NAT LEVEL	OPT LEVEL
HOFFMAN	1260006	GRANT	Acid	ADJ	12/71	675		1.2
TOTAL POPULATION SERVED BY SOURCE WATER SYSTEM - - - - -						675		
HOKAH	1280004	HOUSTON	Acid	ADJ	01/70	730		1.2
TOTAL POPULATION SERVED BY SOURCE WATER SYSTEM - - - - -						730		
HOLDINGFORD	1730014	STEARNS	Acid	ADJ	/72	640		1.2
TOTAL POPULATION SERVED BY SOURCE WATER SYSTEM - - - - -						640		
HOLLANDALE	1240013	FREEBORN	Acid	ADJ	/69	287		1.2
TOTAL POPULATION SERVED BY SOURCE WATER SYSTEM - - - - -						287		
HOLLOWAY	1760005	SWIFT	Acid	ADJ		150		1.2
TOTAL POPULATION SERVED BY SOURCE WATER SYSTEM - - - - -						150		
HOPKINS	1270016	HENNEPIN	Acid	ADJ	11/62	16800		1.2
TOTAL POPULATION SERVED BY SOURCE WATER SYSTEM - - - - -						16800		
HOUSTON	1280005	HOUSTON	Acid	ADJ		1150		1.2
TOTAL POPULATION SERVED BY SOURCE WATER SYSTEM - - - - -						1150		
HOWARD LAKE	1860010	WRIGHT	Acid	ADJ		1250		1.2
TOTAL POPULATION SERVED BY SOURCE WATER SYSTEM - - - - -						1250		
HOYT LAKES	1690028	ST. LOUIS	Acid	ADJ	03/61	2800		1.2
TOTAL POPULATION SERVED BY SOURCE WATER SYSTEM - - - - -						2800		
HUGO	1820007	WASHINGTON	Acid	ADJ	/70	1000		1.2
TOTAL POPULATION SERVED BY SOURCE WATER SYSTEM - - - - -						1000		
HUTCHINSON	1430004	MCLEOD	Acid	ADJ	12/52	9623		1.2
TOTAL POPULATION SERVED BY SOURCE WATER SYSTEM - - - - -						9623		
INTERNATIONAL FALLS	1360002	KOOCHICHING	NaSiF6	ADJ	09/52	6700		1.2
RANIER	1360006	KOOCHICHING		CONS		255		
SOUTH INTERNATIONAL FALLS	1360007	KOOCHICHING		CONS		2806		
TOTAL POPULATION SERVED BY SOURCE WATER SYSTEM - - - - -						9761		

POPULATION SERVED FLUORIDATED DRINKING WATER BY SOURCE SYSTEM,
CONSECUTIVE SYSTEM, AND COUNTY WITHIN STATE (AS OF 12/31/92)

MINNESOTA

WATER SYSTEMS AND CONSECUTIVE SYSTEMS SERVED	EPA ID NO	COUNTY	CHEM USED	STATUS	FLUOR START DATE	POP SERVED	NATURAL SYSTEMS NAT LEVEL	OPT LEVEL
INVER GROVE HEIGHTS	1190014	DAKOTA	Acid	ADJ	/70	19000		1.2
TOTAL POPULATION SERVED BY SOURCE WATER SYSTEM - - - - -						19000		
IONA	1510007	MURRAY	Acid	ADJ	04/69	248		1.2
TOTAL POPULATION SERVED BY SOURCE WATER SYSTEM - - - - -						248		
IRON JUNCTION	1690029	ST LOUIS	Acid	ADJ		90		1.2
TOTAL POPULATION SERVED BY SOURCE WATER SYSTEM - - - - -						90		
IRONTON	1180017	CROW WING	Acid	ADJ	10/80	591		1.2
TOTAL POPULATION SERVED BY SOURCE WATER SYSTEM - - - - -						591		
ISANTI	1300005	ISANTI	Acid	ADJ	08/80	1100		1.2
TOTAL POPULATION SERVED BY SOURCE WATER SYSTEM - - - - -						1100		
ISLE	1480001	MILLE LACS	Acid	ADJ	04/80	560		1.2
TOTAL POPULATION SERVED BY SOURCE WATER SYSTEM - - - - -						560		
JACKSON	1320003	JACKSON	Acid	ADJ	11/67	3900		1.2
TOTAL POPULATION SERVED BY SOURCE WATER SYSTEM - - - - -						3900		
JANESVILLE	1810001	WASECA	Acid	ADJ	11/71	1896		1.2
TOTAL POPULATION SERVED BY SOURCE WATER SYSTEM - - - - -						1896		
JASPER	1590004	PIPESTONE	Acid	ADJ		650		1.2
TOTAL POPULATION SERVED BY SOURCE WATER SYSTEM - - - - -						650		
JOHNSON	1060006	BIG STONE		NATL		56	1.5	
TOTAL POPULATION SERVED BY SOURCE WATER SYSTEM - - - - -						56		
JOINT POWERS W.S.	1860024	WRIGHT	Acid	ADJ	11/71	4095		1.2
TOTAL POPULATION SERVED BY SOURCE WATER SYSTEM - - - - -						4095		
JORDAN	1700003	SCOTT	Acid	ADJ	05/65	2663		1.2
TOTAL POPULATION SERVED BY SOURCE WATER SYSTEM - - - - -						2663		

POPULATION SERVED FLUORIDATED DRINKING WATER BY SOURCE SYSTEM,
CONSECUTIVE SYSTEM, AND COUNTY WITHIN STATE (AS OF 12/31/92)

MINNESOTA

WATER SYSTEMS AND CONSECUTIVE SYSTEMS SERVED	EPA ID NO	COUNTY	CHEM USED	STATUS	FLUOR START DATE	POP SERVED	NATURAL SYSTEMS NAT LEVEL	OPT LEVEL
KANDIYOHI	1340003	KANDIYOHI	Acid	ADJ	02/80	600		1.2
TOTAL POPULATION SERVED BY SOURCE WATER SYSTEM - - - - -						600		
KARLSTAD	1350002	KITTSO		NATL		936	1.2	
TOTAL POPULATION SERVED BY SOURCE WATER SYSTEM - - - - -						936		
KASOTA	1400005	LE SUEUR	Acid	ADJ		800		1.2
TOTAL POPULATION SERVED BY SOURCE WATER SYSTEM - - - - -						800		
KASSON	1200005	DODGE	Acid	ADJ	12/68	3100		1.2
TOTAL POPULATION SERVED BY SOURCE WATER SYSTEM - - - - -						3100		
KEEWATIN	1310021	ITASCA	Acid	ADJ	/70	1457		1.2
TOTAL POPULATION SERVED BY SOURCE WATER SYSTEM - - - - -						1457		
KELLIHER	1040017	BELTRAMI	Acid	ADJ	05/69	340		1.2
TOTAL POPULATION SERVED BY SOURCE WATER SYSTEM - - - - -						340		
KELLOGG	1790003	WABASHA	Acid	ADJ	01/70	395		1.2
TOTAL POPULATION SERVED BY SOURCE WATER SYSTEM - - - - -						395		
KENNEDY	1350003	KITTSO	Acid	ADJ	/70	420		1.2
TOTAL POPULATION SERVED BY SOURCE WATER SYSTEM - - - - -						420		
KENSINGTON	1210017	DOUGLAS	Acid	ADJ	/69	330		1.2
TOTAL POPULATION SERVED BY SOURCE WATER SYSTEM - - - - -						330		
KENT	1840004	WILKIN		NATL		131	2.1	
TOTAL POPULATION SERVED BY SOURCE WATER SYSTEM - - - - -						131		
KERKHOVEN	1760006	SWIFT	Acid	ADJ	12/70	741		1.2
TOTAL POPULATION SERVED BY SOURCE WATER SYSTEM - - - - -						741		
KETTLE RIVER	*1090008	CARLTON	Acid	ADJ	12/70	200		1.2
TOTAL POPULATION SERVED BY SOURCE WATER SYSTEM - - - - -						200		
KIESTER	1220008	FARIBAULT	Acid	ADJ	12/70	670		1.2
TOTAL POPULATION SERVED BY SOURCE WATER SYSTEM - - - - -						670		

POPULATION SERVED FLUORIDATED DRINKING WATER BY SOURCE SYSTEM,
CONSECUTIVE SYSTEM, AND COUNTY WITHIN STATE (AS OF 12/31/92)

MINNESOTA

WATER SYSTEMS AND CONSECUTIVE SYSTEMS SERVED	EPA ID NO	COUNTY	CHEM USED	STATUS	FLUOR START DATE	POP SERVED	NATURAL SYSTEMS NAT LEVEL	OPT LEVEL
KILKENNY	1400007	LE SUEUR	Acid	ADJ	/70	185		1.2
TOTAL POPULATION SERVED BY SOURCE WATER SYSTEM - - - - -						185		
KIMBALL	1730015	STEARNS	Acid	ADJ	/70	651		1.2
TOTAL POPULATION SERVED BY SOURCE WATER SYSTEM - - - - -						651		
KINNEY	1690031	ST. LOUIS	Acid	ADJ	/69	400		1.2
TOTAL POPULATION SERVED BY SOURCE WATER SYSTEM - - - - -						400		
LA CRESCENT	1280007	HOUSTON	Acid	ADJ	/70	4000		1.2
TOTAL POPULATION SERVED BY SOURCE WATER SYSTEM - - - - -						4000		
LA SALLE	1830009	WATONWAN	Acid	ADJ	07/78	135		1.2
TOTAL POPULATION SERVED BY SOURCE WATER SYSTEM - - - - -						135		
LAFAYETTE	1520002	NICOLLET	Acid	ADJ	12/70	507		1.2
TOTAL POPULATION SERVED BY SOURCE WATER SYSTEM - - - - -						507		
LAKE CITY	1790004	WABASHA	Acid	ADJ	/70	4505		1.2
TOTAL POPULATION SERVED BY SOURCE WATER SYSTEM - - - - -						4505		
LAKE CRYSTAL	1070006	BLUE EARTH	Acid	ADJ	12/67	2078		1.2
TOTAL POPULATION SERVED BY SOURCE WATER SYSTEM - - - - -						2078		
LAKE ELMO	1820009	WASHINGTON	Acid	ADJ	12/70	800		1.2
TOTAL POPULATION SERVED BY SOURCE WATER SYSTEM - - - - -						800		
LAKE LILLIAN	1340004	KANDIYOHI	Acid	ADJ	08/88	329		1.2
TOTAL POPULATION SERVED BY SOURCE WATER SYSTEM - - - - -						329		
LAKE PARK	1030016	BECKER	Acid	ADJ	12/70	718		1.2
TOTAL POPULATION SERVED BY SOURCE WATER SYSTEM - - - - -						718		
LAKE WILSON	1510008	MURRAY	Acid	ADJ	12/69	380		1.2
TOTAL POPULATION SERVED BY SOURCE WATER SYSTEM - - - - -						380		

POPULATION SERVED FLUORIDATED DRINKING WATER BY SOURCE SYSTEM,
CONSECUTIVE SYSTEM, AND COUNTY WITHIN STATE (AS OF 12/31/92)

MINNESOTA

WATER SYSTEMS AND CONSECUTIVE SYSTEMS SERVED	EPA ID NO	COUNTY	CHEM USED	STATUS	FLUOR START DATE	POP SERVED	NATURAL SYSTEMS NAT LEVEL	OPT LEVEL
LAKEFIELD	1320004	JACKSON	Acid	ADJ	10/59	1845		1.2
TOTAL POPULATION SERVED BY SOURCE WATER SYSTEM - - - - -						1845		
LAKEVILLE	1190015	DAKOTA	Acid	ADJ	/70	23000		1.2
TOTAL POPULATION SERVED BY SOURCE WATER SYSTEM - - - - -						23000		
LAMBERTON	1640003	REDWOOD	Acid	ADJ	06/69	963		1.2
TOTAL POPULATION SERVED BY SOURCE WATER SYSTEM - - - - -						963		
LANESBORO	1230006	FILLMORE	Acid	ADJ	11/69	981		1.2
TOTAL POPULATION SERVED BY SOURCE WATER SYSTEM - - - - -						981		
LE CENTER	1400008	LE SUEUR	Acid	ADJ	09/69	1996		1.2
TOTAL POPULATION SERVED BY SOURCE WATER SYSTEM - - - - -						1996		
LE ROY	1500009	MOWER	Acid	ADJ	/69	930		1.2
TOTAL POPULATION SERVED BY SOURCE WATER SYSTEM - - - - -						930		
LE SUEUR	1400010	LE SUEUR	Acid	ADJ	11/69	3763		1.2
TOTAL POPULATION SERVED BY SOURCE WATER SYSTEM - - - - -						3763		
LEHILLIER	1070026	BLUE EARTH	Acid	ADJ		525		1.2
TOTAL POPULATION SERVED BY SOURCE WATER SYSTEM - - - - -						525		
LENWOOD HEIGHTS	1550018	OLMSTEAD	Acid	ADJ		185		1.2
TOTAL POPULATION SERVED BY SOURCE WATER SYSTEM - - - - -						185		
LESTER PRAIRIE	1430006	MCLEOD	Acid	ADJ	02/70	1229		1.2
TOTAL POPULATION SERVED BY SOURCE WATER SYSTEM - - - - -						1229		
LEWISTON	1850006	WINONA	Acid	ADJ	/70	1220		1.2
TOTAL POPULATION SERVED BY SOURCE WATER SYSTEM - - - - -						1220		
LEWISVILLE	1830003	WATONWAN	Acid	ADJ	04/69	291		1.2
TOTAL POPULATION SERVED BY SOURCE WATER SYSTEM - - - - -						291		
LEXINGTON	1020032	ANOKA	Acid	ADJ		2215		1.2
TOTAL POPULATION SERVED BY SOURCE WATER SYSTEM - - - - -						2215		

POPULATION SERVED FLUORIDATED DRINKING WATER BY SOURCE SYSTEM,
CONSECUTIVE SYSTEM, AND COUNTY WITHIN STATE (AS OF 12/31/92)

MINNESOTA

WATER SYSTEMS AND CONSECUTIVE SYSTEMS SERVED	EPA ID NO	COUNTY	CHEM USED	STATUS	FLUOR START DATE	POP SERVED	NATURAL SYSTEMS NAT LEVEL	OPT LEVEL
LINCOLN-PIPESTONE RURAL WS	1410007	LINCOLN	NaF	ADJ	/80	8550		1.2
FLORENCE	1420003	LYON		CONS		55		
HENDRICKS	1410001	LINCOLN		CONS		737		
IVANHOE	1410002	LINCOLN		CONS		761		
LAKE BENTON	1410003	LINCOLN		CONS		869		
RUSSELL	1420008	LYON		CONS		412		
TROSKY	1590008	PIPESTONE		CONS		113		
TYLER	1410004	LINCOLN		CONS		1353		
TOTAL POPULATION SERVED BY SOURCE WATER SYSTEM - - - - -						12850		
LINDSTROM	1130007	CHISAGO	Acid	ADJ	/70	2310		1.2
TOTAL POPULATION SERVED BY SOURCE WATER SYSTEM - - - - -						2310		
LINO LAKES	1020023	ANOKA	Acid	ADJ	02/80	700		1.2
TOTAL POPULATION SERVED BY SOURCE WATER SYSTEM - - - - -						700		
LISMORE	1530007	NOBLES	NaF	ADJ	/71	276		1.2
TOTAL POPULATION SERVED BY SOURCE WATER SYSTEM - - - - -						276		
LITCHFIELD	1470008	MEEKER	Acid	ADJ	05/59	6028		1.2
TOTAL POPULATION SERVED BY SOURCE WATER SYSTEM - - - - -						6028		
LITTLE FALLS	1490002	MORRISON	Acid	ADJ	/70	7388		1.2
TOTAL POPULATION SERVED BY SOURCE WATER SYSTEM - - - - -						7388		
LITTLE FORK	1360004	KOOCHICHING	Acid	ADJ	/70	700		1.2
TOTAL POPULATION SERVED BY SOURCE WATER SYSTEM - - - - -						700		
LONG LAKE	1270018	HENNEPIN	Acid	ADJ	09/59	1900		1.2
TOTAL POPULATION SERVED BY SOURCE WATER SYSTEM - - - - -						1900		
LONG PRAIRIE	1770007	TODD	Acid	ADJ	12/70	2989		1.2
TOTAL POPULATION SERVED BY SOURCE WATER SYSTEM - - - - -						2989		
LONSDALE	1660006	RICE	Acid	ADJ	/70	1100		1.2
TOTAL POPULATION SERVED BY SOURCE WATER SYSTEM - - - - -						1100		

POPULATION SERVED FLUORIDATED DRINKING WATER BY SOURCE SYSTEM,
CONSECUTIVE SYSTEM, AND COUNTY WITHIN STATE (AS OF 12/31/92)

MINNESOTA

WATER SYSTEMS AND CONSECUTIVE SYSTEMS SERVED	EPA ID NO	COUNTY	CHEM USED	STATUS	FLUOR START DATE	POP SERVED	NATURAL SYSTEMS NAT LEVEL	OPT LEVEL
LORETTO	1270019	HENNEPIN	Acid	ADJ	/70	310		1.2
TOTAL POPULATION SERVED BY SOURCE WATER SYSTEM - - - - -						310		
LOWRY	1610007	POPE	Acid	ADJ	/70	257		1.2
TOTAL POPULATION SERVED BY SOURCE WATER SYSTEM - - - - -						257		
LUCAN	1640004	REDWOOD	Acid	ADJ	/70	260		1.2
TOTAL POPULATION SERVED BY SOURCE WATER SYSTEM - - - - -						260		
LUVERNE	1670004	ROCK	Acid	ADJ	12/68	4560		1.2
TOTAL POPULATION SERVED BY SOURCE WATER SYSTEM - - - - -						4560		
LYLE	1500011	MOWER	Acid	ADJ	/71	576		1.2
TOTAL POPULATION SERVED BY SOURCE WATER SYSTEM - - - - -						576		
LYND	1420005	LYON	Acid	ADJ	/70	304		1.2
TOTAL POPULATION SERVED BY SOURCE WATER SYSTEM - - - - -						304		
MABEL	1230007	FILLMORE	Acid	ADJ	01/68	923		1.2
TOTAL POPULATION SERVED BY SOURCE WATER SYSTEM - - - - -						923		
MADELIA	1830004	WATONWAN	Acid	ADJ	06/66	2130		1.2
TOTAL POPULATION SERVED BY SOURCE WATER SYSTEM - - - - -						2130		
MADISON	1370004	LAC QUI PARLE	NaF	ADJ	11/53	2212		1.2
TOTAL POPULATION SERVED BY SOURCE WATER SYSTEM - - - - -						2212		
MADISON LAKE	1070007	BLUE EARTH	Acid	ADJ	/69	600		1.2
TOTAL POPULATION SERVED BY SOURCE WATER SYSTEM - - - - -						600		
MAHNOMEN	1440002	MAHNOMEN	Acid	ADJ	/71	1285		1.2
TOTAL POPULATION SERVED BY SOURCE WATER SYSTEM - - - - -						1285		
MAHTOMEDI	1820013	WASHINGTON	Acid	ADJ	11/69	5100		1.2
TOTAL POPULATION SERVED BY SOURCE WATER SYSTEM - - - - -						5100		
MANKATO	1070009	BLUE EARTH	Acid	ADJ	07/62	30500		1.2
TOTAL POPULATION SERVED BY SOURCE WATER SYSTEM - - - - -						30500		

POPULATION SERVED FLUORIDATED DRINKING WATER BY SOURCE SYSTEM,
CONSECUTIVE SYSTEM, AND COUNTY WITHIN STATE (AS OF 12/31/92)

MINNESOTA

WATER SYSTEMS AND CONSECUTIVE SYSTEMS SERVED	EPA ID NO	COUNTY	CHEM USED	STATUS	FLUOR START DATE	POP SERVED	NATURAL SYSTEMS NAT LEVEL	OPT LEVEL
MANTORVILLE	1200006	DODGE	NaSiF6	ADJ	12/70	760		1.2
TOTAL POPULATION SERVED BY SOURCE WATER SYSTEM - - - - -						760		
MAPLE GROVE	1270020	HENNEPIN	Acid	ADJ	08/73	40000		1.2
TOTAL POPULATION SERVED BY SOURCE WATER SYSTEM - - - - -						40000		
MAPLE LAKE	1860011	WRIGHT	Acid	ADJ	12/70	1200		1.2
TOTAL POPULATION SERVED BY SOURCE WATER SYSTEM - - - - -						1200		
MAPLE PLAIN	1270021	HENNEPIN	Acid	ADJ	/69	1995		1.2
TOTAL POPULATION SERVED BY SOURCE WATER SYSTEM - - - - -						1995		
MAPLETON	1070013	BLUE EARTH	Acid	ADJ	09/52	1519		1.2
TOTAL POPULATION SERVED BY SOURCE WATER SYSTEM - - - - -						1519		
MAPLEVIEW	1500013	MOWER	Acid	ADJ	/70	256		1.2
TOTAL POPULATION SERVED BY SOURCE WATER SYSTEM - - - - -						256		
MARBLE	1310023	ITASCA	Acid	ADJ	11/71	770		1.2
TOTAL POPULATION SERVED BY SOURCE WATER SYSTEM - - - - -						770		
MARIETTA	1370005	LAC QUI PARLE	Acid	ADJ	10/72	210		1.2
TOTAL POPULATION SERVED BY SOURCE WATER SYSTEM - - - - -						210		
MARINE ELEM SCHOOL	0000006	WASHINGTON	NaF	ADJ	01/88	177		5.4
TOTAL POPULATION SERVED BY SOURCE WATER SYSTEM - - - - -						177		
MARSHALL	1420006	LYON	Acid	ADJ	11/63	12000		1.2
TOTAL POPULATION SERVED BY SOURCE WATER SYSTEM - - - - -						12000		
MARSHALL-KITTSOON CO RURAL WS	1450004	MARSHALL	Acid	ADJ	06/80	1100		1.2
TOTAL POPULATION SERVED BY SOURCE WATER SYSTEM - - - - -						1100		
MARSHALL-POLK CO RURAL WS	1450005	MARSHALL	Acid	ADJ	12/75	3000		1.2
TOTAL POPULATION SERVED BY SOURCE WATER SYSTEM - - - - -						3000		

POPULATION SERVED FLUORIDATED DRINKING WATER BY SOURCE SYSTEM,
CONSECUTIVE SYSTEM, AND COUNTY WITHIN STATE (AS OF 12/31/92)

MINNESOTA

WATER SYSTEMS AND CONSECUTIVE SYSTEMS SERVED	EPA ID NO	COUNTY	CHEM USED	STATUS	FLUOR START DATE	POP SERVED	NATURAL SYSTEMS NAT LEVEL	OPT LEVEL
MAYER	1100006	CARVER	Acid	ADJ	12/70	420		1.2
TOTAL POPULATION SERVED BY SOURCE WATER SYSTEM - - - - -						420		
MAYNARD	1120002	CHIPPEWA	Acid	ADJ	/70	417		1.2
TOTAL POPULATION SERVED BY SOURCE WATER SYSTEM - - - - -						417		
MAZEPPA	1790009	WABASHA	Acid	ADJ	12/71	718		1.2
TOTAL POPULATION SERVED BY SOURCE WATER SYSTEM - - - - -						718		
MCINTOSH	1600011	POLK	Acid	ADJ	12/69	803		1.2
TOTAL POPULATION SERVED BY SOURCE WATER SYSTEM - - - - -						803		
MCKINLEY	1690033	ST. LOUIS	Acid	ADJ		250		1.2
TOTAL POPULATION SERVED BY SOURCE WATER SYSTEM - - - - -						250		
MEADOWBROOK ADDITION	1550021	OLMSTEAD	Acid	ADJ		100		1.2
TOTAL POPULATION SERVED BY SOURCE WATER SYSTEM - - - - -						100		
MEADOWLANDS	1690034	ST. LOUIS	Acid	ADJ	/72	128		1.2
TOTAL POPULATION SERVED BY SOURCE WATER SYSTEM - - - - -						128		
MEDFORD	1740005	STEELE	Acid	ADJ	11/70	813		1.2
TOTAL POPULATION SERVED BY SOURCE WATER SYSTEM - - - - -						813		
MEDINA	1270023	HENNEPIN	Acid	ADJ	02/69	1400		1.2
TOTAL POPULATION SERVED BY SOURCE WATER SYSTEM - - - - -						1400		
MELROSE	1730016	STEARNS	Acid	ADJ	11/70	2542		1.2
TOTAL POPULATION SERVED BY SOURCE WATER SYSTEM - - - - -						2542		
MENAHGA	1800001	WADENA	Acid	ADJ	11/70	1000		1.2
TOTAL POPULATION SERVED BY SOURCE WATER SYSTEM - - - - -						1000		
MIDDLE RIVER	1450006	MARSHALL	Acid	ADJ	11/70	350		1.2
TOTAL POPULATION SERVED BY SOURCE WATER SYSTEM - - - - -						350		
MILACA	1480002	MILLE LACS	Acid	ADJ	08/68	2100		1.2
TOTAL POPULATION SERVED BY SOURCE WATER SYSTEM - - - - -						2100		

POPULATION SERVED FLUORIDATED DRINKING WATER BY SOURCE SYSTEM,
CONSECUTIVE SYSTEM, AND COUNTY WITHIN STATE (AS OF 12/31/92)

MINNESOTA

WATER SYSTEMS AND CONSECUTIVE SYSTEMS SERVED	EPA ID NO	COUNTY	CHEM USED	STATUS	FLUOR START DATE	POP SERVED	NATURAL SYSTEMS NAT LEVEL	OPT LEVEL
MILAN	1120003	CHIPPEWA	Acid	ADJ	/85	220		1.2
TOTAL POPULATION SERVED BY SOURCE WATER SYSTEM - - - - -						220		
MILLVILLE	1790010	WABASHA	Acid	ADJ	03/80	163		1.2
TOTAL POPULATION SERVED BY SOURCE WATER SYSTEM - - - - -						163		
MILROY	1640005	REDWOOD		NATL		252	1.4	
TOTAL POPULATION SERVED BY SOURCE WATER SYSTEM - - - - -						252		
MINNEAPOLIS	1270024	HENNEPIN	Acid	ADJ		372181		1.2
COLUMBIA HEIGHTS	1020016	ANOKA		CONS		20000		
CRYSTAL	1270008	HENNEPIN		CONS		28000		
GOLDEN VALLEY	1270014	HENNEPIN		CONS		24200		
NEW HOPE	1270040	HENNEPIN		CONS		23500		
TOTAL POPULATION SERVED BY SOURCE WATER SYSTEM - - - - -						467881		
MINNEOTA	1420007	LYON	Acid	ADJ	/69	1470		1.2
TOTAL POPULATION SERVED BY SOURCE WATER SYSTEM - - - - -						1470		
MINNESOTA LAKE	1070014	BLUE EARTH	Acid	ADJ	11/70	744		1.2
TOTAL POPULATION SERVED BY SOURCE WATER SYSTEM - - - - -						744		
MINNETONKA	1270031	HENNEPIN	Acid	ADJ	01/69	43500		1.2
TOTAL POPULATION SERVED BY SOURCE WATER SYSTEM - - - - -						43500		
MINNETONKA BEACH	1270034	HENNEPIN	Acid	ADJ	12/70	590		1.2
TOTAL POPULATION SERVED BY SOURCE WATER SYSTEM - - - - -						590		
MINNETRISTA	1270036	HENNEPIN	NaSiF6	ADJ	06/71	320		1.2
TOTAL POPULATION SERVED BY SOURCE WATER SYSTEM - - - - -						320		
MONTEVIDEO	1120004	CHIPPEWA	Acid	ADJ	10/51	5660		1.2
TOTAL POPULATION SERVED BY SOURCE WATER SYSTEM - - - - -						5660		
MONTGOMERY	1400012	LE SUEUR	Acid	ADJ	11/70	2391		1.2
TOTAL POPULATION SERVED BY SOURCE WATER SYSTEM - - - - -						2391		

POPULATION SERVED FLUORIDATED DRINKING WATER BY SOURCE SYSTEM,
CONSECUTIVE SYSTEM, AND COUNTY WITHIN STATE (AS OF 12/31/92)

MINNESOTA

WATER SYSTEMS AND CONSECUTIVE SYSTEMS SERVED	EPA ID NO	COUNTY	CHEM USED	STATUS	FLUOR START DATE	POP SERVED	NATURAL SYSTEMS NAT LEVEL	OPT LEVEL
MONTICELLO	1860012	WRIGHT	Acid	ADJ	/69	3500		1.2
TOTAL POPULATION SERVED BY SOURCE WATER SYSTEM - - - - -						3500		
MONTROSE	1860016	WRIGHT	Acid	ADJ	12/70	976		1.2
TOTAL POPULATION SERVED BY SOURCE WATER SYSTEM - - - - -						976		
MOORHEAD	1140008	CLAY	NaSiF6	ADJ	12/65	32100		1.2
TOTAL POPULATION SERVED BY SOURCE WATER SYSTEM - - - - -						32100		
MOOSE LAKE	1090009	CARLTON	Acid	ADJ	11/70	1408		1.2
TOTAL POPULATION SERVED BY SOURCE WATER SYSTEM - - - - -						1408		
MORA	1330001	KANABEC	Acid	ADJ	05/52	2900		1.2
TOTAL POPULATION SERVED BY SOURCE WATER SYSTEM - - - - -						2900		
MORGAN	1640006	REDWOOD	Acid	ADJ	08/67	972		1.2
TOTAL POPULATION SERVED BY SOURCE WATER SYSTEM - - - - -						972		
MORRIS	1750005	STEVENS	Acid	ADJ	11/52	5500		1.2
TOTAL POPULATION SERVED BY SOURCE WATER SYSTEM - - - - -						5500		
MORRISTOWN	1660007	RICE	Acid	ADJ	11/69	750		1.2
TOTAL POPULATION SERVED BY SOURCE WATER SYSTEM - - - - -						750		
MORTON	1650010	RENVILLE	Acid	ADJ	11/70	552		1.2
TOTAL POPULATION SERVED BY SOURCE WATER SYSTEM - - - - -						552		
MOTLEY	1490003	MORRISON	Acid	ADJ	12/69	505		1.2
TOTAL POPULATION SERVED BY SOURCE WATER SYSTEM - - - - -						505		
MOUND	1270038	HENNEPIN	Acid	ADJ	11/67	9950		1.2
TOTAL POPULATION SERVED BY SOURCE WATER SYSTEM - - - - -						9950		
MOUNDS VIEW	1620008	RAMSEY	Acid	ADJ	11/70	12700		1.2
TOTAL POPULATION SERVED BY SOURCE WATER SYSTEM - - - - -						12700		
MOUNTAIN IRON	1690035	ST LOUIS	Acid	ADJ	07/69	3294		1.2
TOTAL POPULATION SERVED BY SOURCE WATER SYSTEM - - - - -						3294		

POPULATION SERVED FLUORIDATED DRINKING WATER BY SOURCE SYSTEM,
CONSECUTIVE SYSTEM, AND COUNTY WITHIN STATE (AS OF 12/31/92)

MINNESOTA

WATER SYSTEMS AND CONSECUTIVE SYSTEMS SERVED	EPA ID NO	COUNTY	CHEM USED	STATUS	FLUOR START DATE	POP SERVED	NATURAL SYSTEMS NAT LEVEL	OPT LEVEL
MOUNTAIN LAKE	1170003	COTTONWOOD	Acid	ADJ	12/64	2276		1.2
TOTAL POPULATION SERVED BY SOURCE WATER SYSTEM - - - - -						2276		
MURDOCK	1760007	SWIFT	Acid	ADJ	12/70	335		1.2
TOTAL POPULATION SERVED BY SOURCE WATER SYSTEM - - - - -						335		
NASHWAUK	1310024	ITASCA	Acid	ADJ	/70	1382		1.2
TOTAL POPULATION SERVED BY SOURCE WATER SYSTEM - - - - -						1382		
NERSTRAND	1660009	RICE	Acid	ADJ	/69	255		1.2
TOTAL POPULATION SERVED BY SOURCE WATER SYSTEM - - - - -						255		
NEVIS	1290010	HUBBARD	Acid	ADJ		308		1.2
TOTAL POPULATION SERVED BY SOURCE WATER SYSTEM - - - - -						308		
NEW AUBURN	1720007	SIBLEY	Acid	ADJ	01/80	334		1.2
TOTAL POPULATION SERVED BY SOURCE WATER SYSTEM - - - - -						334		
NEW BRIGHTON	1620009	RAMSEY	Acid	ADJ	03/68	23500		1.2
TOTAL POPULATION SERVED BY SOURCE WATER SYSTEM - - - - -						23500		
NEW GERMANY	1100007	CARVER	Acid	ADJ	11/70	3352		1.2
TOTAL POPULATION SERVED BY SOURCE WATER SYSTEM - - - - -						3352		
NEW LONDON	1340005	KANDIYOH	Acid	ADJ	12/69	900		1.2
TOTAL POPULATION SERVED BY SOURCE WATER SYSTEM - - - - -						900		
NEW MARKET	1700006	SCOTT	Acid	ADJ	10/71	310		1.2
TOTAL POPULATION SERVED BY SOURCE WATER SYSTEM - - - - -						310		
NEW MUNICH	1730017	STEARNS	Acid	ADJ	11/71	317		1.2
TOTAL POPULATION SERVED BY SOURCE WATER SYSTEM - - - - -						317		
NEW PRAGUE	1400013	LE SUEUR	Acid	ADJ	/69	3568		1.2
TOTAL POPULATION SERVED BY SOURCE WATER SYSTEM - - - - -						3568		

POPULATION SERVED FLUORIDATED DRINKING WATER BY SOURCE SYSTEM,
CONSECUTIVE SYSTEM, AND COUNTY WITHIN STATE (AS OF 12/31/92)

MINNESOTA

WATER SYSTEMS AND CONSECUTIVE SYSTEMS SERVED	EPA ID NO	COUNTY	CHEM USED	STATUS	FLUOR START DATE	POP SERVED	NATURAL SYSTEMS NAT LEVEL	OPT LEVEL
NEW RICHLAND	1810002	WASECA	Acid	ADJ	12/70	1262		1.2
TOTAL POPULATION SERVED BY SOURCE WATER SYSTEM - - - - -						1262		
NEW TRIER	1190011	DAKOTA	Acid	ADJ	02/70	140		1.2
TOTAL POPULATION SERVED BY SOURCE WATER SYSTEM - - - - -						140		
NEW ULM	1080003	BROWN	Acid	ADJ	11/68	13750		1.2
TOTAL POPULATION SERVED BY SOURCE WATER SYSTEM - - - - -						13750		
NEW YORK MILLS	1560017	OTTER TAIL	Acid	ADJ	08/52	1009		1.2
TOTAL POPULATION SERVED BY SOURCE WATER SYSTEM - - - - -						1009		
NEWFOLDEN	1450007	MARSHALL	Acid	ADJ	12/72	400		1.2
TOTAL POPULATION SERVED BY SOURCE WATER SYSTEM - - - - -						400		
NEWPORT	1820014	WASHINGTON	Acid	ADJ	11/70	3500		1.2
TOTAL POPULATION SERVED BY SOURCE WATER SYSTEM - - - - -						3500		
NICOLLET	1520004	NICOLLET	Acid	ADJ	/69	780		1.2
TOTAL POPULATION SERVED BY SOURCE WATER SYSTEM - - - - -						780		
NIELSVILLE	1600012	POLK	NaF	ADJ	01/88	156		1.2
TOTAL POPULATION SERVED BY SOURCE WATER SYSTEM - - - - -						156		
NORTH BRANCH	1130011	CHISAGO	Acid	ADJ		1650		1.2
TOTAL POPULATION SERVED BY SOURCE WATER SYSTEM - - - - -						1650		
NORTH KITTSON CO RURAL WS	1350006	KITTSON		ADJ	11/80	315		1.2
HALLOCK	1350001	KITTSON		CONS		1475		
LAKE BRONSON	1350004	KITTSON		CONS		325		
LANCASTER	1350005	KITTSON		CONS		380		
TOTAL POPULATION SERVED BY SOURCE WATER SYSTEM - - - - -						2495		
NORTH MANKATO	1520005	NICOLLET	Acid	ADJ	12/66	10300		1.2
TOTAL POPULATION SERVED BY SOURCE WATER SYSTEM - - - - -						10300		
NORTH ST PAUL	1620011	RAMSEY	Acid	ADJ	09/69	1400		1.2
TOTAL POPULATION SERVED BY SOURCE WATER SYSTEM - - - - -						1400		

POPULATION SERVED FLUORIDATED DRINKING WATER BY SOURCE SYSTEM,
CONSECUTIVE SYSTEM, AND COUNTY WITHIN STATE (AS OF 12/31/92)

MINNESOTA

WATER SYSTEMS AND CONSECUTIVE SYSTEMS SERVED	EPA ID NO	COUNTY	CHEM USED	STATUS	FLUOR START DATE	POP SERVED	NATURAL SYSTEMS NAT LEVEL	OPT LEVEL
NORTHFIELD	1660010	RICE	Acid	ADJ	12/63	8600		1.2
TOTAL POPULATION SERVED BY SOURCE WATER SYSTEM - - - - -						8600		
NORTHOME	1360005	KOOCHICHING	Acid	ADJ	/71	344		1.2
TOTAL POPULATION SERVED BY SOURCE WATER SYSTEM - - - - -						344		
NORTHROP	1460006	MARTIN	Acid	ADJ	/70	269		1.2
TOTAL POPULATION SERVED BY SOURCE WATER SYSTEM - - - - -						269		
NORWOOD	1100008	CARVER	Acid	ADJ	/70	1386		1.2
TOTAL POPULATION SERVED BY SOURCE WATER SYSTEM - - - - -						1386		
OAK PARK HEIGHTS	1820020	WASHINGTON	Acid	ADJ	05/68	3844		1.2
TOTAL POPULATION SERVED BY SOURCE WATER SYSTEM - - - - -						3844		
OAKDALE	1820016	WASHINGTON	Acid	ADJ	11/70	17000		1.2
TOTAL POPULATION SERVED BY SOURCE WATER SYSTEM - - - - -						17000		
ODESSA	1060007	BIG STONE	Acid	ADJ	/72	175		1.2
TOTAL POPULATION SERVED BY SOURCE WATER SYSTEM - - - - -						175		
OGILVIE	1330004	KANABEC	Acid	ADJ	11/69	423		1.2
TOTAL POPULATION SERVED BY SOURCE WATER SYSTEM - - - - -						423		
OKABENA	1320005	JACKSON	Acid	ADJ	07/52	205		1.2
TOTAL POPULATION SERVED BY SOURCE WATER SYSTEM - - - - -						205		
OKLEE	1630001	RED LAKE	Acid	ADJ	12/69	596		1.2
TOTAL POPULATION SERVED BY SOURCE WATER SYSTEM - - - - -						596		
OLIVIA	1650011	RENVILLE	Acid	ADJ	06/60	2758		1.2
TOTAL POPULATION SERVED BY SOURCE WATER SYSTEM - - - - -						2758		
ONAMIA	1480003	MILLE LACS	Acid	ADJ	05/69	651		1.2
TOTAL POPULATION SERVED BY SOURCE WATER SYSTEM - - - - -						651		

POPULATION SERVED FLUORIDATED DRINKING WATER BY SOURCE SYSTEM,
CONSECUTIVE SYSTEM, AND COUNTY WITHIN STATE (AS OF 12/31/92)

MINNESOTA

WATER SYSTEMS AND CONSECUTIVE SYSTEMS SERVED	EPA ID NO	COUNTY	CHEM USED	STATUS	FLUOR START DATE	POP SERVED	NATURAL SYSTEMS NAT LEVEL	OPT LEVEL
ORMSBY	1830005	MARTIN	Acid	ADJ	/71	185		1.2
TOTAL POPULATION SERVED BY SOURCE WATER SYSTEM - - - - -						185		
ORONO	1270041	HENNEPIN	Acid	ADJ	/72	2150		1.2
TOTAL POPULATION SERVED BY SOURCE WATER SYSTEM - - - - -						2150		
ORR	1690038	ST. LOUIS	Acid	ADJ	/70	280		1.2
TOTAL POPULATION SERVED BY SOURCE WATER SYSTEM - - - - -						280		
ORTONVILLE	1060008	BIG STONE	Acid	ADJ	11/58	2170		1.2
TOTAL POPULATION SERVED BY SOURCE WATER SYSTEM - - - - -						2170		
OSAKIS	1210020	DOUGLAS	Acid	ADJ	12/67	1254		1.2
TOTAL POPULATION SERVED BY SOURCE WATER SYSTEM - - - - -						1254		
OSLO	1450008	MARSHALL	Acid	ADJ	/70	400		1.2
TOTAL POPULATION SERVED BY SOURCE WATER SYSTEM - - - - -						400		
OSSEO	1270043	HENNEPIN	Acid	ADJ	11/70	800		1.2
TOTAL POPULATION SERVED BY SOURCE WATER SYSTEM - - - - -						800		
OSTRANDER	1230008	FILLMORE	Acid	ADJ	11/71	324		1.2
TOTAL POPULATION SERVED BY SOURCE WATER SYSTEM - - - - -						324		
OWATONNA	1740007	STEELE	Acid	ADJ	12/67	19350		1.2
TOTAL POPULATION SERVED BY SOURCE WATER SYSTEM - - - - -						19350		
PALISADE	1010013	AITKIN	Acid	ADJ	/84	167		1.2
TOTAL POPULATION SERVED BY SOURCE WATER SYSTEM - - - - -						167		
PARK RAPIDS	1290003	HUBBARD	Acid	ADJ	12/69	2300		1.2
TOTAL POPULATION SERVED BY SOURCE WATER SYSTEM - - - - -						2300		
PARKERS PRAIRIE	1560018	OTTER TAIL	Acid	ADJ	/70	980		1.2
TOTAL POPULATION SERVED BY SOURCE WATER SYSTEM - - - - -						980		
PAYNESVILLE	1730018	STEARNS	Acid	ADJ	12/65	2200		1.2
TOTAL POPULATION SERVED BY SOURCE WATER SYSTEM - - - - -						2200		

POPULATION SERVED FLUORIDATED DRINKING WATER BY SOURCE SYSTEM,
CONSECUTIVE SYSTEM, AND COUNTY WITHIN STATE (AS OF 12/31/92)

MINNESOTA

WATER SYSTEMS AND CONSECUTIVE SYSTEMS SERVED	EPA ID NO	COUNTY	CHEM USED	STATUS	FLUOR START DATE	POP SERVED	NATURAL SYSTEMS NAT OPT LEVEL LEVEL
PELICAN RAPIDS	1560019	OTTER TAIL	Acid	ADJ	/62	1867	1.2
TOTAL POPULATION SERVED BY SOURCE WATER SYSTEM - - - - -						1867	
PEMBERTON	1070015	BLUE EARTH	Acid	ADJ	10/70	208	1.2
TOTAL POPULATION SERVED BY SOURCE WATER SYSTEM - - - - -						208	
PENNOCK	1340006	KANDIYOHI	Acid	ADJ	/70	450	1.2
TOTAL POPULATION SERVED BY SOURCE WATER SYSTEM - - - - -						450	
PEOPLES COOP POWER ASSOC	1550015	OLMSTEAD	Acid	ADJ		1500	1.2
TOTAL POPULATION SERVED BY SOURCE WATER SYSTEM - - - - -						1500	
PEQUOT LAKES	1180019	CROWING	Acid	ADJ	01/80	1000	1.2
TOTAL POPULATION SERVED BY SOURCE WATER SYSTEM - - - - -						1000	
PERHAM	1560023	OTTER TAIL	Acid	ADJ	05/53	2086	1.2
TOTAL POPULATION SERVED BY SOURCE WATER SYSTEM - - - - -						2086	
PERLEY	1540006	NORMAN	Acid	ADJ	11/72	134	1.2
TOTAL POPULATION SERVED BY SOURCE WATER SYSTEM - - - - -						134	
PETERSON	1230009	FILLMORE	Acid	ADJ	12/71	300	1.2
TOTAL POPULATION SERVED BY SOURCE WATER SYSTEM - - - - -						300	
PIERZ	1490004	MORRISON	Acid	ADJ	/69	1008	1.2
TOTAL POPULATION SERVED BY SOURCE WATER SYSTEM - - - - -						1008	
PILLAGER	1110030	CASS	Acid	ADJ	08/89	350	1.2
TOTAL POPULATION SERVED BY SOURCE WATER SYSTEM - - - - -						350	
PINE CITY	1580008	PINE	Acid	ADJ	12/67	2350	1.2
TOTAL POPULATION SERVED BY SOURCE WATER SYSTEM - - - - -						2350	
PINE ISLAND	1250002	GOODHUE	Acid	ADJ	09/62	102	1.2
TOTAL POPULATION SERVED BY SOURCE WATER SYSTEM - - - - -						102	

POPULATION SERVED FLUORIDATED DRINKING WATER BY SOURCE SYSTEM,
CONSECUTIVE SYSTEM, AND COUNTY WITHIN STATE (AS OF 12/31/92)

MINNESOTA

WATER SYSTEMS AND CONSECUTIVE SYSTEMS SERVED	EPA ID NO	COUNTY	CHEM USED	STATUS	FLUOR START DATE	POP SERVED	NATURAL NAT LEVEL	SYSTEMS OPT LEVEL
PINE RIVER	1110019	CASS	Acid	ADJ	11/70	860		1.2
TOTAL POPULATION SERVED BY SOURCE WATER SYSTEM - - - - -						860		
PIPESTONE	1590005	PIPESTONE	Acid	ADJ	/62	4887		1.2
TOTAL POPULATION SERVED BY SOURCE WATER SYSTEM - - - - -						4887		
PLAINVIEW	1790012	WABASHA	Acid	ADJ	/68	2416		1.2
TOTAL POPULATION SERVED BY SOURCE WATER SYSTEM - - - - -						2416		
PLATO	1430007	MCLEOD	Acid	ADJ	01/69	354		1.2
TOTAL POPULATION SERVED BY SOURCE WATER SYSTEM - - - - -						354		
PLUMMER	1630002	RED LAKE	Acid	ADJ	12/69	297		1.2
TOTAL POPULATION SERVED BY SOURCE WATER SYSTEM - - - - -						297		
PLYMOUTH	1270044	HENNEPIN	Acid	ADJ	10/70	48000		1.2
TOTAL POPULATION SERVED BY SOURCE WATER SYSTEM - - - - -						48000		
PORTER	1870006	YELLOW MEDICINE	Acid	ADJ	07/76	215		1.2
TOTAL POPULATION SERVED BY SOURCE WATER SYSTEM - - - - -						215		
PRESTON	1230010	FILLMORE	Acid	ADJ	04/66	1525		1.2
TOTAL POPULATION SERVED BY SOURCE WATER SYSTEM - - - - -						1525		
PRINCETON	1480008	MILLE LACS	Acid	ADJ	10/66	3422		1.2
TOTAL POPULATION SERVED BY SOURCE WATER SYSTEM - - - - -						3422		
PRINSBURG	1340007	KANDIYOHI		NATL		600	1.8	
TOTAL POPULATION SERVED BY SOURCE WATER SYSTEM - - - - -						600		
PRIOR LAKE	1700007	SCOTT	Acid	ADJ	/69	10500		1.2
TOTAL POPULATION SERVED BY SOURCE WATER SYSTEM - - - - -						10500		
RACINE	1500012	MOWER	Acid	ADJ	/72	326		1.2
TOTAL POPULATION SERVED BY SOURCE WATER SYSTEM - - - - -						326		
RANDALL	1490005	MORRISON	Acid	ADJ	/69	512		1.2
TOTAL POPULATION SERVED BY SOURCE WATER SYSTEM - - - - -						512		

POPULATION SERVED FLUORIDATED DRINKING WATER BY SOURCE SYSTEM,
CONSECUTIVE SYSTEM, AND COUNTY WITHIN STATE (AS OF 12/31/92)

MINNESOTA

WATER SYSTEMS AND CONSECUTIVE SYSTEMS SERVED	EPA ID NO	COUNTY	CHEM USED	STATUS	FLUOR START DATE	POP SERVED	NATURAL SYSTEMS NAT LEVEL	OPT LEVEL
RANDOLPH	0190025	DAKOTA	Acid	ADJ	01/80	351		1.2
TOTAL POPULATION SERVED BY SOURCE WATER SYSTEM - - - - -						351		
RANDOLPH	1190025	KANDIYOHI	Acid	ADJ	03/69	250		1.2
TOTAL POPULATION SERVED BY SOURCE WATER SYSTEM - - - - -						250		
RAPIDAN DEVELOPMENT	1070016	BLUE EARTH	Acid	ADJ		210		1.2
TOTAL POPULATION SERVED BY SOURCE WATER SYSTEM - - - - -						210		
RED LAKE FALLS	1630003	RED LAKE	Acid	ADJ	04/51	1732		1.2
TOTAL POPULATION SERVED BY SOURCE WATER SYSTEM - - - - -						1732		
RED ROCK RURAL WS	1170009	COTTONWOOD	Acid	ADJ		1434		1.2
DELFT	1170010	COTTONWOOD		CONS		75		
DOVRAY	1510010	MURRAY		CONS		61		
GARVIN	1420011	LYON		CONS		172		
JEFFERS	1170002	COTTONWOOD		CONS		490		
TOTAL POPULATION SERVED BY SOURCE WATER SYSTEM - - - - -						2232		
RED WING	1250013	GOODHUE	Acid	ADJ	11/70	13736		1.2
TOTAL POPULATION SERVED BY SOURCE WATER SYSTEM - - - - -						13736		
REDWOOD FALLS	1640008	REDWOOD	NaF	ADJ	04/59	5237		1.2
NORTH REDWOOD	1640016	REDWOOD		CONS		206		
TOTAL POPULATION SERVED BY SOURCE WATER SYSTEM - - - - -						5443		
RENVILLE	1650012	RENVILLE	Acid	ADJ	09/68	1492		1.2
TOTAL POPULATION SERVED BY SOURCE WATER SYSTEM - - - - -						1492		
REVERE	1640010	REDWOOD		NATL		158	0.9	
TOTAL POPULATION SERVED BY SOURCE WATER SYSTEM - - - - -						158		
RICE	1050002	BENTON	Acid	ADJ	11/71	1045		1.2
TOTAL POPULATION SERVED BY SOURCE WATER SYSTEM - - - - -						1045		
RICHFIELD	1270045	HENNEPIN	Acid	ADJ	11/64	36800		1.2
TOTAL POPULATION SERVED BY SOURCE WATER SYSTEM - - - - -						36800		

POPULATION SERVED FLUORIDATED DRINKING WATER BY SOURCE SYSTEM,
CONSECUTIVE SYSTEM, AND COUNTY WITHIN STATE (AS OF 12/31/92)

MINNESOTA

WATER SYSTEMS AND CONSECUTIVE SYSTEMS SERVED	EPA ID NO	COUNTY	CHEM USED	STATUS	FLUOR START DATE	POP SERVED	NATURAL SYSTEMS NAT LEVEL	OPT LEVEL
RICHMOND	1730022	STEARNS	Acid	ADJ	11/71	1000		1.2
TOTAL POPULATION SERVED BY SOURCE WATER SYSTEM - - - - -						1000		
ROBBINSDALE	1270046	HENNEPIN	Acid	ADJ	05/64	16948		1.2
TOTAL POPULATION SERVED BY SOURCE WATER SYSTEM - - - - -						16948		
ROCHESTER	1550010	OLMSTED	Acid	ADJ	03/60	64800		1.2
TOTAL POPULATION SERVED BY SOURCE WATER SYSTEM - - - - -						64800		
ROCK COUNTY RURAL WC HILLS MAGNOLIA	1670007 1670003 1670005	ROCK ROCK ROCK	NaF	ADJ CONS CONS	10/80	2200 598 235		1.2
TOTAL POPULATION SERVED BY SOURCE WATER SYSTEM - - - - -						3033		
ROCKFORD	1860018	HENNEPIN	Acid	ADJ	04/69	2800		1.2
TOTAL POPULATION SERVED BY SOURCE WATER SYSTEM - - - - -						2800		
ROGERS	1270047	HENNEPIN	Acid	ADJ	/70	740		1.2
TOTAL POPULATION SERVED BY SOURCE WATER SYSTEM - - - - -						740		
ROLLINGSTONE	1850008	WINONA	Acid	ADJ	01/68	630		1.2
TOTAL POPULATION SERVED BY SOURCE WATER SYSTEM - - - - -						630		
ROSCOE	1730043	STEARNS	Acid	ADJ		195		1.2
TOTAL POPULATION SERVED BY SOURCE WATER SYSTEM - - - - -						195		
ROSE CREEK	1500014	MOWER	Acid	ADJ	11/70	400		1.2
TOTAL POPULATION SERVED BY SOURCE WATER SYSTEM - - - - -						400		
ROSEAU	1680003	ROSEAU	Acid	ADJ	11/57	2552		1.2
TOTAL POPULATION SERVED BY SOURCE WATER SYSTEM - - - - -						2552		
ROSELAND	1340009	KANDIYOHI		NATL		60	1.0	
TOTAL POPULATION SERVED BY SOURCE WATER SYSTEM - - - - -						60		
ROSEMOUNT	1190019	DAKOTA	Acid	ADJ	06/67	5800		1.2
TOTAL POPULATION SERVED BY SOURCE WATER SYSTEM - - - - -						5800		

POPULATION SERVED FLUORIDATED DRINKING WATER BY SOURCE SYSTEM,
CONSECUTIVE SYSTEM, AND COUNTY WITHIN STATE (AS OF 12/31/92)

MINNESOTA

WATER SYSTEMS AND CONSECUTIVE SYSTEMS SERVED	EPA ID NO	COUNTY	CHEM USED	STATUS	FLUOR START DATE	POP SERVED	NATURAL SYSTEMS NAT LEVEL	OPT LEVEL
ROTHSAY	1840006	WILKIN	Acid	ADJ	12/71	480		1.2
TOTAL POPULATION SERVED BY SOURCE WATER SYSTEM - - - - -						480		
ROUND LAKE	1530008	NOBLES	Acid	ADJ	/70	480		1.2
TOTAL POPULATION SERVED BY SOURCE WATER SYSTEM - - - - -						480		
ROYALTON	1490006	MORRISON	Acid	ADJ	11/70	660		1.2
TOTAL POPULATION SERVED BY SOURCE WATER SYSTEM - - - - -						660		
RUSH CITY	1130013	CHISAGO	Acid	ADJ	10/52	1500		1.2
TOTAL POPULATION SERVED BY SOURCE WATER SYSTEM - - - - -						1500		
RUSHFORD	1230011	FILLMORE	NaF	ADJ	/70	1500		1.2
TOTAL POPULATION SERVED BY SOURCE WATER SYSTEM - - - - -						1500		
RUSHMORE	1530009	NOBLES	Acid	ADJ	/70	375		1.2
TOTAL POPULATION SERVED BY SOURCE WATER SYSTEM - - - - -						375		
RUTHTON	1590007	PIPESTONE	Acid	ADJ	11/70	340		1.2
TOTAL POPULATION SERVED BY SOURCE WATER SYSTEM - - - - -						340		
SABIN	1140010	CLAY	Acid	ADJ	11/70	505		1.2
TOTAL POPULATION SERVED BY SOURCE WATER SYSTEM - - - - -						505		
SACRED HEART	1650013	RENVILLE	Acid	ADJ	/71	666		1.2
TOTAL POPULATION SERVED BY SOURCE WATER SYSTEM - - - - -						666		
SANBORN	1640011	REDWOOD	Acid	ADJ	11/70	518		1.2
TOTAL POPULATION SERVED BY SOURCE WATER SYSTEM - - - - -						518		
SANDSTONE	1580010	PINE	Acid	ADJ	/69	1200		1.2
TOTAL POPULATION SERVED BY SOURCE WATER SYSTEM - - - - -						1200		
SARGEANT	1500015	MOWER	Acid	ADJ	01/80	70		1.2
TOTAL POPULATION SERVED BY SOURCE WATER SYSTEM - - - - -						70		

POPULATION SERVED FLUORIDATED DRINKING WATER BY SOURCE SYSTEM,
CONSECUTIVE SYSTEM, AND COUNTY WITHIN STATE (AS OF 12/31/92)

MINNESOTA

WATER SYSTEMS AND CONSECUTIVE SYSTEMS SERVED	EPA ID NO	COUNTY	CHEM USED	STATUS	FLUOR START DATE	POP SERVED	NATURAL SYSTEMS NAT LEVEL	OPT LEVEL
SARTELL	1730036	STEARNS	Acid	ADJ	11/70	5001		1.2
TOTAL POPULATION SERVED BY SOURCE WATER SYSTEM - - - - -						5001		
SAUK CENTRE	1730037	STEARNS	Acid	ADJ	12/57	3800		1.2
TOTAL POPULATION SERVED BY SOURCE WATER SYSTEM - - - - -						3800		
SAUK RAPIDS	1050004	BENTON	Acid	ADJ	/70	6500		1.2
TOTAL POPULATION SERVED BY SOURCE WATER SYSTEM - - - - -						6500		
SAVAGE	1700008	SCOTT	Acid	ADJ	08/69	7897		1.2
TOTAL POPULATION SERVED BY SOURCE WATER SYSTEM - - - - -						7897		
SEBEKA	1800002	WADENA	Acid	ADJ	11/70	662		1.2
TOTAL POPULATION SERVED BY SOURCE WATER SYSTEM - - - - -						662		
SHAKOPEE	1700009	SCOTT	Acid	ADJ	11/66	11250		1.2
TOTAL POPULATION SERVED BY SOURCE WATER SYSTEM - - - - -						11250		
SHELLY	1540007	NORMAN		NATL		225	1.0	
TOTAL POPULATION SERVED BY SOURCE WATER SYSTEM - - - - -						225		
SHERBURN	1460007	MARTIN	Acid	ADJ	/70	1105		1.2
TOTAL POPULATION SERVED BY SOURCE WATER SYSTEM - - - - -						1105		
SHOREVIEW	1620020	RAMSEY	Acid	ADJ	12/70	24500		1.2
TOTAL POPULATION SERVED BY SOURCE WATER SYSTEM - - - - -						24500		
SHOREWOOD	1270051	NENNEPIN	NaF	ADJ		2074		1.2
TOTAL POPULATION SERVED BY SOURCE WATER SYSTEM - - - - -						2074		
SILVER BAY	1380003	LAKE	Acid	ADJ	10/58	2200		1.2
TOTAL POPULATION SERVED BY SOURCE WATER SYSTEM - - - - -						2200		
SILVER LAKE	1430008	MCLEOD	Acid	ADJ	01/69	684		1.2
TOTAL POPULATION SERVED BY SOURCE WATER SYSTEM - - - - -						684		
SKYLINE	1070018	BLUE EARTH	Acid	ADJ	11/69	330		1.2
TOTAL POPULATION SERVED BY SOURCE WATER SYSTEM - - - - -						330		

POPULATION SERVED FLUORIDATED DRINKING WATER BY SOURCE SYSTEM,
CONSECUTIVE SYSTEM, AND COUNTY WITHIN STATE (AS OF 12/31/92)

MINNESOTA

WATER SYSTEMS AND CONSECUTIVE SYSTEMS SERVED	EPA ID NO	COUNTY	CHEM USED	STATUS	FLUOR START DATE	POP SERVED	NATURAL SYSTEMS NAT LEVEL	OPT LEVEL
SLAYTON	1510009	MURRAY	Acid	ADJ	11/56	2420		1.2
TOTAL POPULATION SERVED BY SOURCE WATER SYSTEM - - - - -						2420		
SLEEPY EYE	1080005	BROWN	Acid	ADJ	06/67	3500		1.2
TOTAL POPULATION SERVED BY SOURCE WATER SYSTEM - - - - -						3500		
SOUTH HAVEN	1860021	WRIGHT	Acid	ADJ	/69	235		1.2
TOTAL POPULATION SERVED BY SOURCE WATER SYSTEM - - - - -						235		
SOUTH ST PAUL	1190020	DAKOTA	Acid	ADJ	/70	21000		1.2
TOTAL POPULATION SERVED BY SOURCE WATER SYSTEM - - - - -						21000		
SOUTH VIEW HEIGHTS	1070020	BLUE EARTH	Acid	ADJ		210		1.2
TOTAL POPULATION SERVED BY SOURCE WATER SYSTEM - - - - -						210		
SPICER	1340010	KANDIYOHI	Acid	ADJ	09/68	1100		1.2
TOTAL POPULATION SERVED BY SOURCE WATER SYSTEM - - - - -						1100		
SPRING GROVE	1280010	HOUSTON	Acid	ADJ	09/68	1285		1.2
TOTAL POPULATION SERVED BY SOURCE WATER SYSTEM - - - - -						1285		
SPRING LAKE PARK	1020029	ANOKA	Acid	ADJ	06/66	6845		1.2
TOTAL POPULATION SERVED BY SOURCE WATER SYSTEM - - - - -						6845		
SPRING PARK	1270053	HENNEPIN	Acid	ADJ	/72	1532		1.2
TOTAL POPULATION SERVED BY SOURCE WATER SYSTEM - - - - -						1532		
SPRING VALLEY	1230012	FILLMORE	Acid	ADJ	11/65	2697		1.2
TOTAL POPULATION SERVED BY SOURCE WATER SYSTEM - - - - -						2697		
SPRINGFIELD	1080008	BROWN	Acid	ADJ	10/64	2303		1.2
TOTAL POPULATION SERVED BY SOURCE WATER SYSTEM - - - - -						2303		
ST ANTHONY	1270048	HENNEPIN	Acid	ADJ	01/70	8300		1.2
TOTAL POPULATION SERVED BY SOURCE WATER SYSTEM - - - - -						8300		

POPULATION SERVED FLUORIDATED DRINKING WATER BY SOURCE SYSTEM,
CONSECUTIVE SYSTEM, AND COUNTY WITHIN STATE (AS OF 12/31/92)

MINNESOTA

WATER SYSTEMS AND CONSECUTIVE SYSTEMS SERVED	EPA ID NO	COUNTY	CHEM USED	STATUS	FLUOR START DATE	POP SERVED	NATURAL SYSTEMS NAT LEVEL	OPT LEVEL
ST BONIFACIUS	1270049	HENNEPIN	Acid	ADJ	11/70	1138		1.2
TOTAL POPULATION SERVED BY SOURCE WATER SYSTEM - - - - -						1138		
ST CHARLES	1850009	WINONA	Acid	ADJ	11/62	2633		1.2
TOTAL POPULATION SERVED BY SOURCE WATER SYSTEM - - - - -						2633		
ST CLAIR	1070017	BLUE EARTH	Acid	ADJ	08/67	706		1.2
TOTAL POPULATION SERVED BY SOURCE WATER SYSTEM - - - - -						706		
ST CLOUD	1730027	BENTON	Acid	ADJ	09/57	45000		1.2
TOTAL POPULATION SERVED BY SOURCE WATER SYSTEM - - - - -						45000		
ST FRANCIS	1020028	ANOKA	Acid	ADJ	05/80	1425		1.2
TOTAL POPULATION SERVED BY SOURCE WATER SYSTEM - - - - -						1425		
ST HILAIRE	1570002	PENNINGTON	Acid	ADJ	/70	390		1.2
TOTAL POPULATION SERVED BY SOURCE WATER SYSTEM - - - - -						390		
ST JAMES	1830006	WATONWAN	Acid	ADJ	08/65	4346		1.2
TOTAL POPULATION SERVED BY SOURCE WATER SYSTEM - - - - -						4346		
ST JOSEPH	1730033	STEARNS	Acid	ADJ	12/59	3217		1.2
TOTAL POPULATION SERVED BY SOURCE WATER SYSTEM - - - - -						3217		
ST LOUIS PARK	1270050	HENNEPIN	Acid	ADJ	12/61	43463		1.2
TOTAL POPULATION SERVED BY SOURCE WATER SYSTEM - - - - -						43463		
ST MARTIN	1730035	STEARNS	Acid	ADJ	/74	225		1.2
TOTAL POPULATION SERVED BY SOURCE WATER SYSTEM - - - - -						225		
ST PAUL	1620026	RAMSEY	Acid	ADJ	00/62	330311		1.2
ARDEN HILLS	1620001	RAMSEY		CONS		10920		
LITTLE CANADA	1620005	RAMSEY		CONS		8600		
ROSEVILLE	1620013	RAMSEY		CONS		35800		
TOTAL POPULATION SERVED BY SOURCE WATER SYSTEM - - - - -						385631		
ST PAUL PARK	1820018	WASHINGTON	Acid	ADJ	12/70	5611		1.2
TOTAL POPULATION SERVED BY SOURCE WATER SYSTEM - - - - -						5611		

POPULATION SERVED FLUORIDATED DRINKING WATER BY SOURCE SYSTEM,
CONSECUTIVE SYSTEM, AND COUNTY WITHIN STATE (AS OF 12/31/92)

MINNESOTA

WATER SYSTEMS AND CONSECUTIVE SYSTEMS SERVED	EPA ID NO	COUNTY	CHEM USED	STATUS	FLUOR START DATE	POP SERVED	NATURAL SYSTEMS NAT LEVEL	OPT LEVEL
ST PETER	1520006	NICOLLET	Acid	ADJ	11/68	9056		1.2
TOTAL POPULATION SERVED BY SOURCE WATER SYSTEM - - - - -						9056		
STACY	1130016	CHISAGO	Acid	ADJ	/72	1200		1.2
TOTAL POPULATION SERVED BY SOURCE WATER SYSTEM - - - - -						1200		
STAPLES	1770011	TODD	NaSiF6	ADJ	04/52	2887		1.2
TOTAL POPULATION SERVED BY SOURCE WATER SYSTEM - - - - -						2887		
STARBUCK	1610008	POPE	Acid	ADJ	11/70	1257		1.2
TOTAL POPULATION SERVED BY SOURCE WATER SYSTEM - - - - -						1257		
STEPHEN	1450009	MARSHALL	Acid	ADJ	/70	958		1.2
TOTAL POPULATION SERVED BY SOURCE WATER SYSTEM - - - - -						958		
STEWART	1430009	MCLEOD	Acid	ADJ		670		1.2
TOTAL POPULATION SERVED BY SOURCE WATER SYSTEM - - - - -						670		
STEWARTVILLE	1550026	OLMSTED	Acid	ADJ	11/66	4300		1.2
TOTAL POPULATION SERVED BY SOURCE WATER SYSTEM - - - - -						4300		
STILLWATER	1820024	WASHINGTON	Acid	ADJ	12/70	13200		1.2
TOTAL POPULATION SERVED BY SOURCE WATER SYSTEM - - - - -						13200		
STORDEN	1170004	COTTONWOOD	Acid	ADJ	11/70	364		1.2
TOTAL POPULATION SERVED BY SOURCE WATER SYSTEM - - - - -						364		
STRANDQUIST	1450010	MARSHALL		NATL		136	3.1	
TOTAL POPULATION SERVED BY SOURCE WATER SYSTEM - - - - -						136		
SWANVILLE	1490007	MORRISON	Acid	ADJ	/71	300		1.2
TOTAL POPULATION SERVED BY SOURCE WATER SYSTEM - - - - -						300		
TACONITE	1310028	ITASCA	Acid	ADJ	/69	352		1.2
TOTAL POPULATION SERVED BY SOURCE WATER SYSTEM - - - - -						352		

POPULATION SERVED FLUORIDATED DRINKING WATER BY SOURCE SYSTEM,
CONSECUTIVE SYSTEM, AND COUNTY WITHIN STATE (AS OF 12/31/92)

MINNESOTA

WATER SYSTEMS AND CONSECUTIVE SYSTEMS SERVED	EPA ID NO	COUNTY	CHEM USED	STATUS	FLUOR START DATE	POP SERVED	NATURAL SYSTEMS NAT LEVEL	OPT LEVEL
TAUNTON	1420009	LYON	Acid	ADJ	/77	175		1.2
TOTAL POPULATION SERVED BY SOURCE WATER SYSTEM - - - - -						175		
TAYLORS FALLS	1130017	CHISAGO	Acid	ADJ	/70	740		1.2
TOTAL POPULATION SERVED BY SOURCE WATER SYSTEM - - - - -						740		
THIEF RIVER FALLS	1570003	PENNINGTON	Acid	ADJ	09/51	9950		1.2
TOTAL POPULATION SERVED BY SOURCE WATER SYSTEM - - - - -						9950		
THOMSON	1090017	CARLTON	Acid	ADJ	/81	97		1.2
TOTAL POPULATION SERVED BY SOURCE WATER SYSTEM - - - - -						97		
TINTAH	1780003	TRAVERSE	Acid	ADJ	/82	120		1.2
TOTAL POPULATION SERVED BY SOURCE WATER SYSTEM - - - - -						120		
TONKA BAY	1270013	HENNEPIN	NaF	ADJ	/72	1487		1.2
TOTAL POPULATION SERVED BY SOURCE WATER SYSTEM - - - - -						1487		
TRACY	1420010	LYON	Acid	ADJ	12/67	2400		1.2
TOTAL POPULATION SERVED BY SOURCE WATER SYSTEM - - - - -						2400		
TRIMONT	1460009	MARTIN	Acid	ADJ	/69	835		1.2
TOTAL POPULATION SERVED BY SOURCE WATER SYSTEM - - - - -						835		
TRUMAN	1460010	MARTIN	Acid	ADJ	06/56	1320		1.2
TOTAL POPULATION SERVED BY SOURCE WATER SYSTEM - - - - -						1320		
TWIN LAKES	1240016	FREEBORN	Acid	ADJ	03/69	210		1.2
TOTAL POPULATION SERVED BY SOURCE WATER SYSTEM - - - - -						210		
TWIN VALLEY	1540008	NORMAN	Acid	ADJ	/69	860		1.2
TOTAL POPULATION SERVED BY SOURCE WATER SYSTEM - - - - -						860		
TWO HARBORS	1380005	LAKE	Acid	ADJ	09/61	4400		1.2
TOTAL POPULATION SERVED BY SOURCE WATER SYSTEM - - - - -						4400		
ULEN	1140011	CLAY	Acid	ADJ	/70	516		1.2
TOTAL POPULATION SERVED BY SOURCE WATER SYSTEM - - - - -						516		

POPULATION SERVED FLUORIDATED DRINKING WATER BY SOURCE SYSTEM,
CONSECUTIVE SYSTEM, AND COUNTY WITHIN STATE (AS OF 12/31/92)

MINNESOTA

WATER SYSTEMS AND CONSECUTIVE SYSTEMS SERVED	EPA ID NO	COUNTY	CHEM USED	STATUS	FLUOR START DATE	POP SERVED	NATURAL SYSTEMS NAT LEVEL	OPT LEVEL
UNDERWOOD	1560026	OTTER TAIL	Acid	ADJ		336		1.2
TOTAL POPULATION SERVED BY SOURCE WATER SYSTEM - - - - -						336		
UPSALA	1490008	MORRISON	Acid	ADJ	11/70	400		1.2
TOTAL POPULATION SERVED BY SOURCE WATER SYSTEM - - - - -						400		
UTICA	1850011	WINONA	Acid	ADJ	05/80	265		1.2
TOTAL POPULATION SERVED BY SOURCE WATER SYSTEM - - - - -						265		
VADNAIS HEIGHTS	1620030	RAMSEY	Acid	ADJ		6785		1.2
TOTAL POPULATION SERVED BY SOURCE WATER SYSTEM - - - - -						6785		
VERNDALE	1800003	WADENA	Acid	ADJ	/69	504		1.2
TOTAL POPULATION SERVED BY SOURCE WATER SYSTEM - - - - -						504		
VERNON CENTER	1070019	BLUE EARTH	Acid	ADJ		339		1.2
TOTAL POPULATION SERVED BY SOURCE WATER SYSTEM - - - - -						339		
VESTA	1640012	REDWOOD	Acid	ADJ	12/69	330		1.2
TOTAL POPULATION SERVED BY SOURCE WATER SYSTEM - - - - -						330		
VICTORIA	1100009	CARVER	Acid	ADJ		410		1.2
TOTAL POPULATION SERVED BY SOURCE WATER SYSTEM - - - - -						410		
VIRGINIA	1690046	ST. LOUIS	NaSiF6	ADJ	/64	11000		1.2
TOTAL POPULATION SERVED BY SOURCE WATER SYSTEM - - - - -						11000		
WABASHA	1790013	WABASHA	Acid	ADJ	12/69	2400		1.2
TOTAL POPULATION SERVED BY SOURCE WATER SYSTEM - - - - -						2400		
WABASSO	1640013	REDWOOD	Acid	ADJ	/70	745		1.2
TOTAL POPULATION SERVED BY SOURCE WATER SYSTEM - - - - -						745		
WACONIA	1100010	CARVER	Acid	ADJ	/69	3486		1.2
TOTAL POPULATION SERVED BY SOURCE WATER SYSTEM - - - - -						3486		

POPULATION SERVED FLUORIDATED DRINKING WATER BY SOURCE SYSTEM,
CONSECUTIVE SYSTEM, AND COUNTY WITHIN STATE (AS OF 12/31/92)

MINNESOTA

WATER SYSTEMS AND CONSECUTIVE SYSTEMS SERVED	EPA ID NO	COUNTY	CHEM USED	STATUS	FLUOR START DATE	POP SERVED	NATURAL SYSTEMS NAT LEVEL	OPT LEVEL
WADENA	1800004	WADENA	Acid	ADJ	10/62	4669		1.2
TOTAL POPULATION SERVED BY SOURCE WATER SYSTEM - - - - -						4669		
WAITE PARK	1730039	STEARNS	Acid	ADJ	01/80	5000		1.2
TOTAL POPULATION SERVED BY SOURCE WATER SYSTEM - - - - -						5000		
WALDORF	1810003	WASECA	Acid	ADJ	12/70	249		1.2
TOTAL POPULATION SERVED BY SOURCE WATER SYSTEM - - - - -						249		
WALKER	1110013	CASS	Acid	ADJ	12/70	1073		1.2
TOTAL POPULATION SERVED BY SOURCE WATER SYSTEM - - - - -						1073		
WALNUT GROVE	1640014	REDWOOD		NATL		700	1.0	
TOTAL POPULATION SERVED BY SOURCE WATER SYSTEM - - - - -						700		
WALTHAM	1500016	MOWER	Acid	ADJ	01/80	175		1.2
TOTAL POPULATION SERVED BY SOURCE WATER SYSTEM - - - - -						175		
WANAMINGO	1250018	GOODHUE	Acid	ADJ	12/70	730		1.2
TOTAL POPULATION SERVED BY SOURCE WATER SYSTEM - - - - -						730		
WANDA	1640015	REDWOOD		NATL		100	3.2	
TOTAL POPULATION SERVED BY SOURCE WATER SYSTEM - - - - -						100		
WARBA	1310030	ITASCA	Acid	ADJ		80		1.2
TOTAL POPULATION SERVED BY SOURCE WATER SYSTEM - - - - -						80		
WARREN	1450012	MARSHALL	Acid	ADJ	/70	2120		1.2
TOTAL POPULATION SERVED BY SOURCE WATER SYSTEM - - - - -						2120		
WARROAD	1680006	ROSEAU	Acid	ADJ	/69	1350		1.2
TOTAL POPULATION SERVED BY SOURCE WATER SYSTEM - - - - -						1350		
WASECA	1810004	WASECA	Acid	ADJ	11/67	8219		1.2
TOTAL POPULATION SERVED BY SOURCE WATER SYSTEM - - - - -						8219		
WATERTOWN	1100012	CARVER	Acid	ADJ	/70	2385		1.2
TOTAL POPULATION SERVED BY SOURCE WATER SYSTEM - - - - -						2385		

POPULATION SERVED FLUORIDATED DRINKING WATER BY SOURCE SYSTEM,
CONSECUTIVE SYSTEM, AND COUNTY WITHIN STATE (AS OF 12/31/92)

MINNESOTA

WATER SYSTEMS AND CONSECUTIVE SYSTEMS SERVED	EPA ID NO	COUNTY	CHEM USED	STATUS	FLUOR START DATE	POP SERVED	NATURAL SYSTEMS NAT LEVEL	OPT LEVEL
WATERVILLE	1400015	LE SUEUR	Acid	ADJ	05/64	1829		1.2
TOTAL POPULATION SERVED BY SOURCE WATER SYSTEM - - - - -						1829		
WATKINS	1470010	MEEKER	Acid	ADJ	/70	800		1.2
TOTAL POPULATION SERVED BY SOURCE WATER SYSTEM - - - - -						800		
WATSON	1120006	CHIPPEWA	Acid	ADJ		230		1.2
TOTAL POPULATION SERVED BY SOURCE WATER SYSTEM - - - - -						230		
WAUBUN	1440004	MAHNOMEN	NaSiF6	ADJ	/71	390		1.2
TOTAL POPULATION SERVED BY SOURCE WATER SYSTEM - - - - -						390		
WAVERLY	1860019	WRIGHT	Acid	ADJ	/69	603		1.2
TOTAL POPULATION SERVED BY SOURCE WATER SYSTEM - - - - -						603		
WAYZATA	1270054	HENNEPIN	Acid	ADJ	11/62	3900		1.2
TOTAL POPULATION SERVED BY SOURCE WATER SYSTEM - - - - -						3900		
WELCOME	1460011	MARTIN	Acid	ADJ	11/70	793		1.2
TOTAL POPULATION SERVED BY SOURCE WATER SYSTEM - - - - -						793		
WELLS	1220010	FARIBAULT	Acid	ADJ	04/67	2777		1.2
TOTAL POPULATION SERVED BY SOURCE WATER SYSTEM - - - - -						2777		
WENDELL	1260008	GRANT	Acid	ADJ		190		1.2
TOTAL POPULATION SERVED BY SOURCE WATER SYSTEM - - - - -						190		
WEST CONCORD	1200007	DODGE	NaF	ADJ	09/51	712		1.2
TOTAL POPULATION SERVED BY SOURCE WATER SYSTEM - - - - -						712		
WESTBROOK	1170005	COTTONWOOD	Acid	ADJ	11/70	980		1.2
TOTAL POPULATION SERVED BY SOURCE WATER SYSTEM - - - - -						980		
WHEATON	1780004	TRAVERSE	Acid	ADJ	/70	1675		1.2
TOTAL POPULATION SERVED BY SOURCE WATER SYSTEM - - - - -						1675		

POPULATION SERVED FLUORIDATED DRINKING WATER BY SOURCE SYSTEM,
CONSECUTIVE SYSTEM, AND COUNTY WITHIN STATE (AS OF 12/31/92)

MINNESOTA

WATER SYSTEMS AND CONSECUTIVE SYSTEMS SERVED	EPA ID NO	COUNTY	CHEM USED	STATUS	FLUOR START DATE	POP SERVED	NATURAL SYSTEMS NAT LEVEL	OPT LEVEL
WHITE BEAR LAKE WS	1620024	RAMSEY	Acid	ADJ	06/57	23697		1.2
TOTAL POPULATION SERVED BY SOURCE WATER SYSTEM - - - - -						23697		
WHITE BEAR TWP	1620025	WASHINGTON	Acid	ADJ	/69	9000		1.2
TOTAL POPULATION SERVED BY SOURCE WATER SYSTEM - - - - -						9000		
WILLMAR	1340016	KANDIYOHI	Acid	ADJ	03/67	22000		1.2
TOTAL POPULATION SERVED BY SOURCE WATER SYSTEM - - - - -						22000		
WILLOW HEIGHTS ADDITION	1550030	OLMSTEAD	Acid	ADJ		418		1.2
TOTAL POPULATION SERVED BY SOURCE WATER SYSTEM - - - - -						418		
WILMONT	1530010	NOBLES	Acid	ADJ		380		1.2
TOTAL POPULATION SERVED BY SOURCE WATER SYSTEM - - - - -						380		
WINDOM	1170006	COTTONWOOD	Acid	ADJ	12/60	4666		1.2
TOTAL POPULATION SERVED BY SOURCE WATER SYSTEM - - - - -						4666		
WINGER	1600013	POLK	Acid	ADJ	11/70	228		1.2
TOTAL POPULATION SERVED BY SOURCE WATER SYSTEM - - - - -						228		
WINNEBAGO	1220011	FARIBAULT	Acid	ADJ	06/51	1869		1.2
TOTAL POPULATION SERVED BY SOURCE WATER SYSTEM - - - - -						1869		
WINONA	1850013	WINONA	Acid	ADJ	08/65	26000		1.2
TOTAL POPULATION SERVED BY SOURCE WATER SYSTEM - - - - -						26000		
WINSTED	1430010	MCLEOD	Acid	ADJ	/70	1900		1.2
TOTAL POPULATION SERVED BY SOURCE WATER SYSTEM - - - - -						1900		
WINTHROP	1720008	SIBLEY	Acid	ADJ	09/68	1376		1.2
TOTAL POPULATION SERVED BY SOURCE WATER SYSTEM - - - - -						1376		
WINTON	1040019	ST LOUIS	Acid	ADJ	01/88	290		1.2
TOTAL POPULATION SERVED BY SOURCE WATER SYSTEM - - - - -						290		
WOOD LAKE	1870008	YELLOW MEDICINE	Acid	ADJ	12/70	400		1.2
TOTAL POPULATION SERVED BY SOURCE WATER SYSTEM - - - - -						400		

POPULATION SERVED FLUORIDATED DRINKING WATER BY SOURCE SYSTEM,
CONSECUTIVE SYSTEM, AND COUNTY WITHIN STATE (AS OF 12/31/92)

MINNESOTA

WATER SYSTEMS AND CONSECUTIVE SYSTEMS SERVED	EPA ID NO	COUNTY	CHEM USED	STATUS	FLUOR START DATE	POP SERVED	NATURAL SYSTEMS NAT LEVEL	OPT LEVEL
WOODBURY	1820025	WASHINGTON	Acid	ADJ	/70	16600		1.2
TOTAL POPULATION SERVED BY SOURCE WATER SYSTEM - - - - -						16600		
WORTHINGTON	1530011	NOBLES	Acid	ADJ	/69	10350		1.2
TOTAL POPULATION SERVED BY SOURCE WATER SYSTEM - - - - -						10350		
WYKOFF	1230013	FILLMORE	Acid	ADJ	/70	485		1.2
TOTAL POPULATION SERVED BY SOURCE WATER SYSTEM - - - - -						485		
WYOMING	1130018	CHISAGO	Acid	ADJ	/69	2400		1.2
TOTAL POPULATION SERVED BY SOURCE WATER SYSTEM - - - - -						2400		
YELLOW MEDICINE PHASE RWS	1870009	YELLOW MEDICINE	Acid	ADJ		590		1.2
TOTAL POPULATION SERVED BY SOURCE WATER SYSTEM - - - - -						590		
YOUNG AMERICA	1100013	CARVER	Acid	ADJ	12/69	1300		1.2
TOTAL POPULATION SERVED BY SOURCE WATER SYSTEM - - - - -						1300		
ZIMMERMAN	1710006	SHERBURNE	Acid	ADJ		1095		1.2
TOTAL POPULATION SERVED BY SOURCE WATER SYSTEM - - - - -						1095		
ZUMBRO FALLS	1790015	WABASHA	Acid	ADJ	/70	210		1.2
TOTAL POPULATION SERVED BY SOURCE WATER SYSTEM - - - - -						210		
ZUMBROTA	1250020	GOODHUE	Acid	ADJ	/70	2400		1.2
TOTAL POPULATION SERVED BY SOURCE WATER SYSTEM - - - - -						2400		

STATE SUMMARY DATA AS OF 12/31/92

MISSISSIPPI

SYSTEM SIZE CLASSIFICATION

	FLUORIDATED SYSTEMS		PUBLIC WATER SYSTEMS	
	NUMBER OF SYSTEMS	TOTAL POPULATION	NUMBER OF SYSTEMS	TOTAL POPULATION
=<1,000	115	53,891	499	123,000
1,001-5,000	112	254,608	713	1,061,000
5,001-10,000	29	195,402	44	305,000
10,001-50,000	23	512,485	40	830,000
50,001-100,000	0	0	0	0
>100,000	1	205,895	1	206,000
TOTAL	280	1,222,371	1,297	2,524,000

FLUORIDATED SYSTEM CLASSIFICATION

	NUMBER	POPULATION	PERCENTAGE (POP.)
ADJUSTED	165	1,078,423	88.2
CONSECUTIVE	63	39,303	3.2
NATURAL	52	104,645	8.6
TOTAL	280	1,222,371	

SCHOOLS, INDIAN AND MILITARY SYSTEMS

	ADJUSTED		NATURAL	
	NUMBER	POP.	NUMBER	POP.
TOTAL SCHOOLS	0	0	0	0
INDIAN SYSTEMS	3	3,667	0	0
INDIAN SCHOOLS	0	0	0	0
MILITARY SYSTEMS	3	14,390	0	0

CHEMICAL USAGE OF FLUORIDATING SYSTEMS

	NUMBER	POPULATION
SODIUM FLUORIDE	184	712,398
SODIUM SILICOFUORIDE	9	330,811
HYDROFLUOSILICIC ACID	6	14,305

POPULATION SERVED FLUORIDATED DRINKING WATER BY SOURCE SYSTEM,
CONSECUTIVE SYSTEM, AND COUNTY WITHIN STATE (AS OF 12/31/92)

MISSISSIPPI

WATER SYSTEMS AND CONSECUTIVE SYSTEMS SERVED	EPA ID NO	COUNTY	CHEM USED	STATUS	FLUOR START DATE	POP SERVED	NATURAL SYSTEMS NAT LEVEL	OPT LEVEL
ACKERMAN	0100001	CHOCTAW	NaF	ADJ	09/80	2500		1.0
CHOCTAW WA	0100002	CHOCTAW		CONS		731		
FENTRESS WA	0100003	CHOCTAW		CONS		530		
TOTAL POPULATION SERVED BY SOURCE WATER SYSTEM - - - - -						3761		
AMORY	0480002	MONROE	NaF	ADJ	08/72	7093		1.0
GAINES TRACE WA	0480017	MONROE		CONS		729		
TOTAL POPULATION SERVED BY SOURCE WATER SYSTEM - - - - -						7822		
ANTIOCH W/A	0700020	TIPPAH	OTHER	ADJ	00/00	337		1.0
TOTAL POPULATION SERVED BY SOURCE WATER SYSTEM - - - - -						337		
ATLANTA WATER SUPPLY	0090001	CHICKASAW		NATL		540	0.9	
TOTAL POPULATION SERVED BY SOURCE WATER SYSTEM - - - - -						540		
BALDWIN	0590001	PRETISS	NaF	ADJ	/75	3305		1.0
INGRAM WA	0590008	PRETISS		CONS		696		
TOTAL POPULATION SERVED BY SOURCE WATER SYSTEM - - - - -						4001		
BATESVILLE	0540002	PANOLA	NaF	ADJ	06/76	9688		1.0
HOTOPHIA WA	0540009	PANOLA		CONS		1620		
TOTAL POPULATION SERVED BY SOURCE WATER SYSTEM - - - - -						11308		
BEAR CREEK W/A EAST	0450002	MADISON	NaF	ADJ	12/86	6075		1.0
TOTAL POPULATION SERVED BY SOURCE WATER SYSTEM - - - - -						6075		
BEAR CREEK W/A WEST	0450021	MADISON	NaF	ADJ	12/86	3852		1.0
TOTAL POPULATION SERVED BY SOURCE WATER SYSTEM - - - - -						3852		
BELLEFONTAINE	0780001	WEBSTER		NATL		472	0.9	
TOTAL POPULATION SERVED BY SOURCE WATER SYSTEM - - - - -						472		
BELMONT	0710001	DESOTO	NaF	ADJ	06/85	1304		1.0
TOTAL POPULATION SERVED BY SOURCE WATER SYSTEM - - - - -						1304		
BELZONI	0270001	HUMPHREY	NaF	ADJ	10/84	7000		1.0
TOTAL POPULATION SERVED BY SOURCE WATER SYSTEM - - - - -						7000		

POPULATION SERVED FLUORIDATED DRINKING WATER BY SOURCE SYSTEM,
CONSECUTIVE SYSTEM, AND COUNTY WITHIN STATE (AS OF 12/31/92)

MISSISSIPPI

WATER SYSTEMS AND CONSECUTIVE SYSTEMS SERVED	EPA ID NO	COUNTY	CHEM USED	STATUS	FLUOR START DATE	POP SERVED	NATURAL SYSTEMS NAT LEVEL	OPT LEVEL
BENOIT	0060002	BOLIVAR	OTHER	ADJ	00/00	641		1.0
BOLIVAR CO WA	0060040	BOLIVAR		CONS		288		
TOTAL POPULATION SERVED BY SOURCE WATER SYSTEM - - - - -						929		
BOONEVILLE	0590004	PRENTISS	NaF	ADJ	07/71	8000		1.0
BLACKLAND WA	0590003	PRENTISS		CONS		910		
TOTAL POPULATION SERVED BY SOURCE WATER SYSTEM - - - - -						8910		
BRADLEY W/A	0530004	OKTIBBEHA		NATL		364	1.3	
TOTAL POPULATION SERVED BY SOURCE WATER SYSTEM - - - - -						364		
BRANDON	0610003	RANKIN	NaF	ADJ	09/82	6987		1.0
TOTAL POPULATION SERVED BY SOURCE WATER SYSTEM - - - - -						6987		
BRIGHTS	0170002	DESOTO	NaF	ADJ	06/85	1701		1.0
TOTAL POPULATION SERVED BY SOURCE WATER SYSTEM - - - - -						1701		
BRITTANY WOODS	0360022	LAFAYETTE	OTHER	ADJ	00/00	258		1.0
TOTAL POPULATION SERVED BY SOURCE WATER SYSTEM - - - - -						258		
BROOKHAVEN	0430002	LINCOLN	NaF	ADJ	11/65	11000		1.0
TOTAL POPULATION SERVED BY SOURCE WATER SYSTEM - - - - -						11000		
BUCKATUNNA	0770001	WAYNE		NATL		3603	1.1	
TOTAL POPULATION SERVED BY SOURCE WATER SYSTEM - - - - -						3603		
BYHALIA	0470001	MARSHALL	NaF	ADJ	08/70	2364		1.0
TOTAL POPULATION SERVED BY SOURCE WATER SYSTEM - - - - -						2364		
CALHOUN CITY	0070004	CALHOUN	NaF	ADJ	06/54	1838		1.0
TOTAL POPULATION SERVED BY SOURCE WATER SYSTEM - - - - -						1838		
CANTON	0450006	MADISON	NaF	ADJ	10/65	11802		1.0
TOTAL POPULATION SERVED BY SOURCE WATER SYSTEM - - - - -						11802		
CARTHAGE	0400001	LEAKE	NaF	ADJ	07/62	3819		1.0
GOSHEN WA	0400004	LEAKE		CONS		420		
TOTAL POPULATION SERVED BY SOURCE WATER SYSTEM - - - - -						4239		

POPULATION SERVED FLUORIDATED DRINKING WATER BY SOURCE SYSTEM,
CONSECUTIVE SYSTEM, AND COUNTY WITHIN STATE (AS OF 12/31/92)

MISSISSIPPI

WATER SYSTEMS AND CONSECUTIVE SYSTEMS SERVED	EPA ID NO	COUNTY	CHEM USED	STATUS	FLUOR START DATE	POP SERVED	NATURAL SYSTEMS NAT LEVEL	OPT LEVEL
CEDAR CREEK W/A	0520002	NOXUBEE	OTHER	ADJ	00/00	645		1.0
TOTAL POPULATION SERVED BY SOURCE WATER SYSTEM - - - - -						645		
CEDAR GROVE - HARMONY	0460002	MARION	NaF	ADJ	10/87	1482		1.0
TOTAL POPULATION SERVED BY SOURCE WATER SYSTEM - - - - -						1482		
CHOCTAW UTL-BOGUE CHITTO	0500010	NESHOBA	NaF	ADJ	03/77	576		1.0
TOTAL POPULATION SERVED BY SOURCE WATER SYSTEM - - - - -						576		
CHOCTAW UTL-CONEHATTA	0510003	NEWTON	HF	ADJ	06/76	591		1.0
TOTAL POPULATION SERVED BY SOURCE WATER SYSTEM - - - - -						591		
CHOCTAW UTL-PEARL RIVER	0500012	NESHOBA	NaF	ADJ	06/76	2500		1.0
TOTAL POPULATION SERVED BY SOURCE WATER SYSTEM - - - - -						2500		
CLEVELAND	0060006	BOLIVAR	NaF	ADJ	04/63	17499		1.0
TOTAL POPULATION SERVED BY SOURCE WATER SYSTEM - - - - -						17499		
CLINTON	0250003	HINDS	NaF	ADJ	08/74	22147		1.0
MOUNT OLIVE WA	0250014	HINDS		CONS		900		
TOTAL POPULATION SERVED BY SOURCE WATER SYSTEM - - - - -						23047		
COAST WATER WORKS-GULF HILLS	0300057	JACKSON		NATL		1340	0.8	
TOTAL POPULATION SERVED BY SOURCE WATER SYSTEM - - - - -						1340		
COASTAL WATER WORKS	0300037	JACKSON		NATL		2666	1.3	
TOTAL POPULATION SERVED BY SOURCE WATER SYSTEM - - - - -						2666		
COLDWATER	0690002	TATE	NaF	ADJ	07/89	1893		1.0
TOTAL POPULATION SERVED BY SOURCE WATER SYSTEM - - - - -						1893		
COLLINS	0160002	COVINGTON	NaF	ADJ	10/66	2541		1.0
SOUTHSIDE WA	0160008	COVINGTON		CONS		102		
TOTAL POPULATION SERVED BY SOURCE WATER SYSTEM - - - - -						2643		
COLUMBIA	0460003	MARION	NaF	ADJ	/74	6815		1.0
TOTAL POPULATION SERVED BY SOURCE WATER SYSTEM - - - - -						6815		

POPULATION SERVED FLUORIDATED DRINKING WATER BY SOURCE SYSTEM,
CONSECUTIVE SYSTEM, AND COUNTY WITHIN STATE (AS OF 12/31/92)

MISSISSIPPI

WATER SYSTEMS AND CONSECUTIVE SYSTEMS SERVED	EPA ID NO	COUNTY	CHEM USED	STATUS	FLUOR START DATE	POP SERVED	NATURAL NAT LEVEL	SYSTEMS OPT LEVEL
COLUMBUS	0440003	LOWNDES	NaF	ADJ	08/51	25000		1.0
TOTAL POPULATION SERVED BY SOURCE WATER SYSTEM - - - - -						25000		
COLUMBUS AFB	0440018	LOWNDES	NaF	ADJ	/73	4049		1.0
TOTAL POPULATION SERVED BY SOURCE WATER SYSTEM - - - - -						4049		
COMBINED UTILITIES	0200001	GEORGE		NATL		1908	0.9	
TOTAL POPULATION SERVED BY SOURCE WATER SYSTEM - - - - -						1908		
COMO	0540004	PANOLA	NaF	ADJ	04/58	1387		1.0
TOTAL POPULATION SERVED BY SOURCE WATER SYSTEM - - - - -						1387		
CORINTH	0020002	ALCORN	NaF	ADJ	09/61	15100		1.0
KOSSUTH WA 1	0020004	ALCORN		CONS		2264		
KOSSUTH WA 4	0020009	ALCORN		CONS		1275		
TOTAL POPULATION SERVED BY SOURCE WATER SYSTEM - - - - -						18639		
CRYSTAL SPRINGS	0150003	COPIAH	NaF	ADJ	09/64	6342		1.0
TOTAL POPULATION SERVED BY SOURCE WATER SYSTEM - - - - -						6342		
CS & I W/A #1	0110002	CLAIBORNE		NATL		400	0.8	
TOTAL POPULATION SERVED BY SOURCE WATER SYSTEM - - - - -						400		
CS & I W/A #2	0110026	CLAIBORNE		NATL		608	1.1	
TOTAL POPULATION SERVED BY SOURCE WATER SYSTEM - - - - -						608		
DAYS	0170005	DESOTO	NaF	ADJ	11/81	1466		1.0
TOTAL POPULATION SERVED BY SOURCE WATER SYSTEM - - - - -						1466		
DECATUR	0510004	NEWTON	NaF	ADJ	10/81	1300		1.0
N DECATUR WA 1	0510012	NEWTON		CONS		122		
NORTH DECATUR W/A #2	0510013	NEWTON		CONS		496		
NORTH DECATUR W/A #3	0510020	NEWTON		CONS		176		
TOTAL POPULATION SERVED BY SOURCE WATER SYSTEM - - - - -						2094		
DEKALB	0350001	KEMPER	OTHER	ADJ	00/00	1073		1.0
TOTAL POPULATION SERVED BY SOURCE WATER SYSTEM - - - - -						1073		

POPULATION SERVED FLUORIDATED DRINKING WATER BY SOURCE SYSTEM,
CONSECUTIVE SYSTEM, AND COUNTY WITHIN STATE (AS OF 12/31/92)

MISSISSIPPI

WATER SYSTEMS AND CONSECUTIVE SYSTEMS SERVED	EPA ID NO	COUNTY	CHEM USED	STATUS	FLUOR START DATE	POP SERVED	NATURAL NAT LEVEL	SYSTEMS OPT LEVEL
DELTA CITY	0630003	SHARKEY			NATL	249	0.8	
TOTAL POPULATION SERVED BY SOURCE WATER SYSTEM - - - - -						249		
DIXIE LAND & WATER COMPANY	0440022	LOWNDES	NaF	ADJ	03/67	821	1.0	
TOTAL POPULATION SERVED BY SOURCE WATER SYSTEM - - - - -						821		
DORSEY	0290002	ITAWAMBA	NaF	ADJ	04/77	1828	1.0	
TOTAL POPULATION SERVED BY SOURCE WATER SYSTEM - - - - -						1828		
DREW	0670004	SUNFLOWER	NaF	ADJ	/71	2724	1.0	
TOTAL POPULATION SERVED BY SOURCE WATER SYSTEM - - - - -						2724		
DURANT	0260006	HOLMES	NaF	ADJ	06/64	2838	1.0	
CATALIAN WA B SYSTEM	0260019	HOLMES		CONS		230		
TOTAL POPULATION SERVED BY SOURCE WATER SYSTEM - - - - -						3068		
EAST LOWNDES #1	0440005	LOWNDES	NaF	ADJ	08/83	2959	1.0	
TOTAL POPULATION SERVED BY SOURCE WATER SYSTEM - - - - -						2959		
EAST LOWNDES #2 - RIDGE ROAD	0440080	LOWNDES	OTHER	ADJ	00/00	7287	1.0	
TOTAL POPULATION SERVED BY SOURCE WATER SYSTEM - - - - -						7287		
EAST LOWNDES #3-NEW HOPE	0440081	LOWNDES	OTHER	ADJ	00/00	6318	1.0	
TOTAL POPULATION SERVED BY SOURCE WATER SYSTEM - - - - -						6318		
EAST MADISON W/A	0450007	MADISON	NaF	ADJ	12/86	5434	1.0	
TOTAL POPULATION SERVED BY SOURCE WATER SYSTEM - - - - -						5434		
EDWARDS	0250005	HINDS			NATL	1920	1.0	
TOTAL POPULATION SERVED BY SOURCE WATER SYSTEM - - - - -						1920		
ELLISVILLE STATE SCH	0340002	JONES	NaF	ADJ	/75	1050	1.0	
TOTAL POPULATION SERVED BY SOURCE WATER SYSTEM - - - - -						1050		
EUDORA	0170006	DESOTO	NaF	ADJ	11/84	851	1.0	
TOTAL POPULATION SERVED BY SOURCE WATER SYSTEM - - - - -						851		

POPULATION SERVED FLUORIDATED DRINKING WATER BY SOURCE SYSTEM,
CONSECUTIVE SYSTEM, AND COUNTY WITHIN STATE (AS OF 12/31/92)

MISSISSIPPI

WATER SYSTEMS AND CONSECUTIVE SYSTEMS SERVED	EPA ID NO	COUNTY	CHEM USED	STATUS	FLUOR START DATE	POP SERVED	NATURAL SYSTEMS NAT LEVEL	OPT LEVEL
EUPORA	0780005	WEBSTER	NaF	ADJ	09/81	2145		1.0
SAPA WA	0780009	WEBSTER		CONS		688		
TOTAL POPULATION SERVED BY SOURCE WATER SYSTEM - - - - -						2833		
FISHER FERRY WD	0750004	WARREN		NATL		4366	0.9	
TOTAL POPULATION SERVED BY SOURCE WATER SYSTEM - - - - -						4366		
FLINT CREEK UA	0660020	STONE	OTHER	ADJ	00/00	209		1.0
TOTAL POPULATION SERVED BY SOURCE WATER SYSTEM - - - - -						209		
FLORA	0450008	MADISON	NaF	ADJ	07/62	1487		1.0
TOTAL POPULATION SERVED BY SOURCE WATER SYSTEM - - - - -						1487		
FOREST	0620002	SCOTT	NaF	ADJ	12/52	5060		1.0
TOTAL POPULATION SERVED BY SOURCE WATER SYSTEM - - - - -						5060		
FULTON	0290003	ITAWAMBA	NaF	ADJ	10/66	7587		1.0
TOTAL POPULATION SERVED BY SOURCE WATER SYSTEM - - - - -						7587		
GAUTIER UD	0300004	JACKSON		NATL		12560	0.8	
TOTAL POPULATION SERVED BY SOURCE WATER SYSTEM - - - - -						12560		
GEORGETOWN	0150005	COPIAH		NATL		475	2.0	
TOTAL POPULATION SERVED BY SOURCE WATER SYSTEM - - - - -						475		
GLADE WD	0340005	JONES	NaF	ADJ	01/76	3050		1.0
TOTAL POPULATION SERVED BY SOURCE WATER SYSTEM - - - - -						3050		
GLEN ALLAN WA	0760003	WASHINGTON		NATL		594	1.1	
TOTAL POPULATION SERVED BY SOURCE WATER SYSTEM - - - - -						594		
GLOSTER	0030003	AMITE	NaF	ADJ	03/74	1845		1.0
TOTAL POPULATION SERVED BY SOURCE WATER SYSTEM - - - - -						1845		
GOLDEN TRIANGLE #3	0130022	CLAY		NATL		324	1.8	
TOTAL POPULATION SERVED BY SOURCE WATER SYSTEM - - - - -						324		

POPULATION SERVED FLUORIDATED DRINKING WATER BY SOURCE SYSTEM,
CONSECUTIVE SYSTEM, AND COUNTY WITHIN STATE (AS OF 12/31/92)

MISSISSIPPI

WATER SYSTEMS AND CONSECUTIVE SYSTEMS SERVED	EPA ID NO	COUNTY	CHEM USED	STATUS	FLUOR START DATE	POP SERVED	NATURAL SYSTEMS NAT LEVEL	OPT LEVEL
GREENVILLE	0760004	WASHINGTON	NaF	ADJ	07/81	45226		1.0
TOTAL POPULATION SERVED BY SOURCE WATER SYSTEM - - - - -						45226		
GUNTOWN	0410006	LEE	NaF	ADJ	02/77	1450		1.0
TOTAL POPULATION SERVED BY SOURCE WATER SYSTEM - - - - -						1450		
HARLAND CREEK COMMUNITY W/A	0260039	HOLMES		NATL		342	1.1	
TOTAL POPULATION SERVED BY SOURCE WATER SYSTEM - - - - -						342		
HATTEN WD	0340006	JONES	NaF	ADJ	07/76	825		1.0
TOTAL POPULATION SERVED BY SOURCE WATER SYSTEM - - - - -						825		
HATTIESBURG	0180008	FORREST	NaSiF6	ADJ	08/76	45681		1.0
TOTAL POPULATION SERVED BY SOURCE WATER SYSTEM - - - - -						45681		
HAYS CREEK W/A-MISSION ROAD	0490004	MONTGOMERY	OTHER	ADJ	00/00	87		1.0
TOTAL POPULATION SERVED BY SOURCE WATER SYSTEM - - - - -						87		
HAZLEHURST	0150007	COPIAH	NaF	ADJ	03/71	4437		1.0
COPIAH W/A #2	0150020	COPIAH		CONS		134		
COPIAH WA	0150002	COPIAH		CONS		2140		
TOTAL POPULATION SERVED BY SOURCE WATER SYSTEM - - - - -						6711		
HERMANVILLE COMM WA	0110003	CLAIBORNE		NATL		912	1.0	
TOTAL POPULATION SERVED BY SOURCE WATER SYSTEM - - - - -						912		
HERNANDO WD	0170009	DE SOTO	NaF	ADJ	05/75	3434		1.0
TOTAL POPULATION SERVED BY SOURCE WATER SYSTEM - - - - -						3434		
HOLLANDALE MUN WA	0760005	WASHINGTON		NATL		3576	1.1	
TOTAL POPULATION SERVED BY SOURCE WATER SYSTEM - - - - -						3576		
HOLLY SPRINGS	0470002	MARSHALL	NaF	ADJ	/69	7700		1.0
TOTAL POPULATION SERVED BY SOURCE WATER SYSTEM - - - - -						7700		
HORN LAKE WA	0170010	DESOTO	NaF	ADJ	11/81	1446		1.0
TOTAL POPULATION SERVED BY SOURCE WATER SYSTEM - - - - -						1446		

POPULATION SERVED FLUORIDATED DRINKING WATER BY SOURCE SYSTEM,
CONSECUTIVE SYSTEM, AND COUNTY WITHIN STATE (AS OF 12/31/92)

MISSISSIPPI

WATER SYSTEMS AND CONSECUTIVE SYSTEMS SERVED	EPA ID NO	COUNTY	CHEM USED	STATUS	FLUOR START DATE	POP SERVED	NATURAL SYSTEMS NAT LEVEL	OPT LEVEL
HOUSTON WA	0290004	ITAWAMBA	NaF	ADJ	/74	877		1.0
TOTAL POPULATION SERVED BY SOURCE WATER SYSTEM - - - - -						877		
HOUSTON WD	0090005	CHICKASAW	NaF	ADJ	06/75	3903		1.0
TOTAL POPULATION SERVED BY SOURCE WATER SYSTEM - - - - -						3903		
HUBBARD	0250007	HINDS		NATL		420	1.3	
TOTAL POPULATION SERVED BY SOURCE WATER SYSTEM - - - - -						420		
INDIANOLA	0670006	SUNFLOWER	NaF	ADJ	04/76	12000		1.0
FMH WA 1	0670005	SUNFLOWER		CONS		1376		
SOUTH SUNFLOWER WA-INDIANOLA	0670013	SUNFLOWER		CONS		345		
TOTAL POPULATION SERVED BY SOURCE WATER SYSTEM - - - - -						13721		
INGOMAR WS	0730003	UNION	NaF	ADJ	/75	1188		1.0
TOTAL POPULATION SERVED BY SOURCE WATER SYSTEM - - - - -						1188		
INVERNESS	0670007	SUNFLOWER	NaF	ADJ	/75	1174		1.0
SOUTH SUNFLOWER-INVERNESS	0670015	SUNFLOWER		CONS		918		
TOTAL POPULATION SERVED BY SOURCE WATER SYSTEM - - - - -						2092		
IUKA WD	0710006	TISHOMINGO	Acid	ADJ	09/67	3206		1.0
EASTPORT-SNOWDEN WA	0710004	TISHOMINGO		CONS		1417		
HARMONY CENTRAL WA	0710012	TISHOMINGO		CONS		717		
SHORT-COLEMAN WA 2	0710022	TISHOMINGO		CONS		178		
WALKER SWITCH WA	0710011	TISHOMINGO		CONS		769		
TOTAL POPULATION SERVED BY SOURCE WATER SYSTEM - - - - -						6287		
JACKSON - PLANT	0250008	HINDS	NaSiF6	ADJ	/69	205895		1.0
TOTAL POPULATION SERVED BY SOURCE WATER SYSTEM - - - - -						205895		
JACKSON-MADDOX RD	0250012	HINDS	OTHER	ADJ	00/00	22230		1.0
TOTAL POPULATION SERVED BY SOURCE WATER SYSTEM - - - - -						22230		
JACKSON-TRIANGLE	0250040	HINDS	OTHER	ADJ	00/00	3810		1.0
TOTAL POPULATION SERVED BY SOURCE WATER SYSTEM - - - - -						3810		

POPULATION SERVED FLUORIDATED DRINKING WATER BY SOURCE SYSTEM,
CONSECUTIVE SYSTEM, AND COUNTY WITHIN STATE (AS OF 12/31/92)

MISSISSIPPI

WATER SYSTEMS AND CONSECUTIVE SYSTEMS SERVED	EPA ID NO	COUNTY	CHEM USED	STATUS	FLUOR START DATE	POP SERVED	NATURAL SYSTEMS NAT LEVEL	OPT LEVEL
JANICE W/A #2 SOUTH	0560008	PERRY			NATL	195	0.9	
TOTAL POPULATION SERVED BY SOURCE WATER SYSTEM - - - - -						195		
JAYESS-TOPEAK-TILTON W/A	0390001	LAWRENCE			NATL	2850	0.8	
TOTAL POPULATION SERVED BY SOURCE WATER SYSTEM - - - - -						2850		
KEESLER AFB	0240049	HARRISON	NaF	ADJ	/73	7053		1.0
TOTAL POPULATION SERVED BY SOURCE WATER SYSTEM - - - - -						7053		
KEOWNVILLE WD	0730004	UNION	NaF	ADJ	08/77	2109		1.0
TOTAL POPULATION SERVED BY SOURCE WATER SYSTEM - - - - -						2109		
KIPLING W/A #3-OLD SOUTH ROAD	0350002	KEMPER	OTHER	ADJ	00/00	1341		1.0
TOTAL POPULATION SERVED BY SOURCE WATER SYSTEM - - - - -						1341		
KOKOMO-SHILOH	0460014	MARION	NaF	ADJ	10/87	1761		1.0
TOTAL POPULATION SERVED BY SOURCE WATER SYSTEM - - - - -						1761		
KOSCIUSKO	0040004	ATTALA	NaF	ADJ	02/55	7750		1.0
SPRINGDALE YOUT CNT HWY 12-W	0040028	ATTALA		CONS		250		
SPRINGDALE YOUTH CNT HWY 19-N	0040027	ATTALA		CONS		216		
SUGAR CREEK WA	0040009	ATTALA		CONS		480		
WILLIAMSVILLE WS	0040012	ATTALA		CONS		690		
TOTAL POPULATION SERVED BY SOURCE WATER SYSTEM - - - - -						9386		
LAKE LORMAN	0450017	MADISON	NaF	ADJ	12/86	375		1.0
TOTAL POPULATION SERVED BY SOURCE WATER SYSTEM - - - - -						375		
LAMBERT	0600006	QUITMAN	NaF	ADJ	10/84	1600		1.0
SOUTH QUITMAN WA - SOUTH	0600010	QUITMAN		CONS		402		
WEST LAMBERT W/A	0600016	QUITMAN		CONS		365		
TOTAL POPULATION SERVED BY SOURCE WATER SYSTEM - - - - -						2367		
LAUREL	0340021	JONES	NaF	ADJ	09/65	22272		1.0
TOTAL POPULATION SERVED BY SOURCE WATER SYSTEM - - - - -						22272		
LAWRENCE CO W/A	0390002	LAWRENCE			NATL	2048	1.7	
TOTAL POPULATION SERVED BY SOURCE WATER SYSTEM - - - - -						2048		

POPULATION SERVED FLUORIDATED DRINKING WATER BY SOURCE SYSTEM,
CONSECUTIVE SYSTEM, AND COUNTY WITHIN STATE (AS OF 12/31/92)

MISSISSIPPI

WATER SYSTEMS AND CONSECUTIVE SYSTEMS SERVED	EPA ID NO	COUNTY	CHEM USED	STATUS	FLUOR START DATE	POP SERVED	NATURAL NAT LEVEL	SYSTEMS OPT LEVEL
LEAF W/A SOUTH	0210006	GREEN		NATL		315	1.2	
TOTAL POPULATION SERVED BY SOURCE WATER SYSTEM - - - - -						315		
LEAKESVILLE	0210002	GREENE	NaF	ADJ	/75	1200		1.0
ST PINE HILL WA	0210008	GREENE		CONS		204		
TOTAL POPULATION SERVED BY SOURCE WATER SYSTEM - - - - -						1404		
LELAND	0760006	WASHINGTON	NaF	ADJ	03/88	6300		1.0
TOTAL POPULATION SERVED BY SOURCE WATER SYSTEM - - - - -						6300		
LEXINGTON	0260012	HOLMES	NaF	ADJ	/61	2227		1.0
TOTAL POPULATION SERVED BY SOURCE WATER SYSTEM - - - - -						2227		
LOUISVILLE	0900004	WINSTON	NaF	ADJ	03/59	8255		1.0
TOTAL POPULATION SERVED BY SOURCE WATER SYSTEM - - - - -						8255		
LUCEDALE	0200004	GEORGE	NaF	ADJ	09/82	2592		1.0
MULTI-MART WA	0200005	GEORGE		CONS		1290		
TOTAL POPULATION SERVED BY SOURCE WATER SYSTEM - - - - -						3882		
MACON	0520004	NOXUBEE	NaF	ADJ	06/84	2300		1.0
SALEM-CONCORD WA	0520007	NOXUBEE		CONS		246		
TOTAL POPULATION SERVED BY SOURCE WATER SYSTEM - - - - -						2546		
MADISON	0450010	MADISON	NaF	ADJ	06/76	5500		1.0
TOTAL POPULATION SERVED BY SOURCE WATER SYSTEM - - - - -						5500		
MAGEE	0640006	SIMPSON	NaF	ADJ	08/71	3600		1.0
TOTAL POPULATION SERVED BY SOURCE WATER SYSTEM - - - - -						3600		
MAGNOLIA	0570005	PIKE	NaF	ADJ	10/82	2245		1.0
FERNWOOD WA	0570001	PIKE		CONS		300		
TOTAL POPULATION SERVED BY SOURCE WATER SYSTEM - - - - -						2545		
MANTACHIE WA	0290005	ITAWAMBA	NaF	ADJ	06/76	1750		1.0
TOTAL POPULATION SERVED BY SOURCE WATER SYSTEM - - - - -						1750		
MARKS	0600007	QUITMAN	NaF	ADJ	03/56	2609		1.0
TOTAL POPULATION SERVED BY SOURCE WATER SYSTEM - - - - -						2609		

POPULATION SERVED FLUORIDATED DRINKING WATER BY SOURCE SYSTEM,
CONSECUTIVE SYSTEM, AND COUNTY WITHIN STATE (AS OF 12/31/92)

MISSISSIPPI

WATER SYSTEMS AND CONSECUTIVE SYSTEMS SERVED	EPA ID NO	COUNTY	CHEM USED	STATUS	FLUOR START DATE	POP SERVED	NATURAL SYSTEMS NAT LEVEL	OPT LEVEL
MENDENHALL	0640007	SIMPSON	NaF	ADJ	12/65	2700		1.0
TOTAL POPULATION SERVED BY SOURCE WATER SYSTEM - - - - -						2700		
MERIDIAN	0380005	LAUDERDALE	NaSiF6	ADJ	02/53	41036		1.0
TOTAL POPULATION SERVED BY SOURCE WATER SYSTEM - - - - -						41036		
MERIDIAN NAVAL AIR STATION	0380026	LAUDERDALE	NaF	ADJ	/73	3288		1.0
TOTAL POPULATION SERVED BY SOURCE WATER SYSTEM - - - - -						3288		
MONTICELLO	0390003	LAWRENCE		NATL		1755	1.7	
TOTAL POPULATION SERVED BY SOURCE WATER SYSTEM - - - - -						1755		
MOOREVILLE RICHMOND WD 1	0410007	LEE	NaF	ADJ	02/77	3933		1.0
TOTAL POPULATION SERVED BY SOURCE WATER SYSTEM - - - - -						3933		
MOOREVILLE RICHMOND WD 2	0410032	LEE	NaF	ADJ	02/77	3507		1.0
TOTAL POPULATION SERVED BY SOURCE WATER SYSTEM - - - - -						3507		
MORGAN-CHAPEL WA	0530013	OKTIBBEHA		NATL		424	0.8	
TOTAL POPULATION SERVED BY SOURCE WATER SYSTEM - - - - -						424		
MORTON	0620009	SCOTT	NaF	ADJ	03/88	6000		1.0
TOTAL POPULATION SERVED BY SOURCE WATER SYSTEM - - - - -						6000		
MOSS POINT	0300008	JACKSON		NATL		17837	0.8	
TOTAL POPULATION SERVED BY SOURCE WATER SYSTEM - - - - -						17837		
MOUNT OLIVE	0160003	COVINGTON	NaF	ADJ	06/86	1000		1.0
TOTAL POPULATION SERVED BY SOURCE WATER SYSTEM - - - - -						1000		
MS SHERIFF'S BOYS/GIRLS RANCH	0440079	LOWNDES		NATL		35	1.6	
TOTAL POPULATION SERVED BY SOURCE WATER SYSTEM - - - - -						35		
MT. COMFORT W/A PARIS	0070014	CALHOUN		NATL		203	0.8	
TOTAL POPULATION SERVED BY SOURCE WATER SYSTEM - - - - -						203		

POPULATION SERVED FLUORIDATED DRINKING WATER BY SOURCE SYSTEM,
CONSECUTIVE SYSTEM, AND COUNTY WITHIN STATE (AS OF 12/31/92)

MISSISSIPPI

WATER SYSTEMS AND CONSECUTIVE SYSTEMS SERVED	EPA ID NO	COUNTY	CHEM USED	STATUS	FLUOR START DATE	POP SERVED	NATURAL SYSTEMS NAT LEVEL	OPT LEVEL
MT. ZION W/A	0390015	LAWRENCE		NATL		145	1.1	
TOTAL POPULATION SERVED BY SOURCE WATER SYSTEM - - - - -						145		
MUD CREEK W/A #1	0580021	PONTOTOC		NATL		897	1.6	
TOTAL POPULATION SERVED BY SOURCE WATER SYSTEM - - - - -						897		
NATCHEZ	0010002	ADAMS	NaF	ADJ	11/70	19500		1.0
ADAMS COUNTY WA	0010013	ADAMS		CONS		87		
TOTAL POPULATION SERVED BY SOURCE WATER SYSTEM - - - - -						19587		
NESBIT	0170014	DESOTO	NaF	ADJ	07/82	1510		1.0
TOTAL POPULATION SERVED BY SOURCE WATER SYSTEM - - - - -						1510		
NEW ALBANY	0730006	UNION	Acid	ADJ	06/58	8018		1.0
TOTAL POPULATION SERVED BY SOURCE WATER SYSTEM - - - - -						8018		
NEW HEBRON	0390004	LAWRENCE	NaF	ADJ	03/82	726		1.0
TOTAL POPULATION SERVED BY SOURCE WATER SYSTEM - - - - -						726		
NEWTON	0510009	NEWTON	NaF	ADJ	03/54	3700		1.0
SOUTH NEWTON RWA 2	0510019	NEWTON		CONS		152		
TOTAL POPULATION SERVED BY SOURCE WATER SYSTEM - - - - -						3852		
NORTH EAST COPIAH WA	0150010	COPIAH		NATL		2436	1.1	
TOTAL POPULATION SERVED BY SOURCE WATER SYSTEM - - - - -						2436		
NORTH EAST ITAWAMBA 1	0290016	ITAWAMBA	NaF	ADJ	11/79	2082		1.0
TOTAL POPULATION SERVED BY SOURCE WATER SYSTEM - - - - -						2082		
NORTH EAST ITAWAMBA 2	0290017	ITAWAMBA	NaF	ADJ	11/79	2022		1.0
TOTAL POPULATION SERVED BY SOURCE WATER SYSTEM - - - - -						2022		
NORTH HINDS WA #1 BROWNSVILLE	0250015	HINDS	NaF	ADJ	06/84	1827		1.0
TOTAL POPULATION SERVED BY SOURCE WATER SYSTEM - - - - -						1827		
NORTH HINES #5 - LIMEKLIN	0250011	HINDS	OTHER	ADJ	00/00	429		1.0
TOTAL POPULATION SERVED BY SOURCE WATER SYSTEM - - - - -						429		

POPULATION SERVED FLUORIDATED DRINKING WATER BY SOURCE SYSTEM,
CONSECUTIVE SYSTEM, AND COUNTY WITHIN STATE (AS OF 12/31/92)

MISSISSIPPI

WATER SYSTEMS AND CONSECUTIVE SYSTEMS SERVED	EPA ID NO	COUNTY	CHEM USED	STATUS	FLUOR START DATE	POP SERVED	NATURAL SYSTEMS NAT LEVEL	OPT LEVEL
NORTH HINES WA #2 - CHAPEL HIL	0250029	HINDS	OTHER	ADJ	00/00	1311		1.0
TOTAL POPULATION SERVED BY SOURCE WATER SYSTEM - - - - -						1311		
NORTH HINES WA #3 - EDWARDS	0250016	HINDS	OTHER	ADJ	00/00	747		1.0
TOTAL POPULATION SERVED BY SOURCE WATER SYSTEM - - - - -						747		
NORTH HINES WA #4 - K&P	0250009	HINDS	OTHER	ADJ	00/00	570		1.0
TOTAL POPULATION SERVED BY SOURCE WATER SYSTEM - - - - -						570		
NORTH HINES WA - SHEPARD HILLS	0250094	HINDS	OTHER	ADJ	00/00	1062		1.0
TOTAL POPULATION SERVED BY SOURCE WATER SYSTEM - - - - -						1062		
OKOLONA	0090007	CHICKASAW	NaF	ADJ	04/75	3267		1.0
EAST CHICKSAW WA #3	0090013	CHICKSAW		CONS		335		
EAST CHICKASAW WA 1	0090002	CHICKASAW		CONS		1161		
EAST CHICKASAW WA 2	0090012	CHICKASAW		CONS		772		
TOTAL POPULATION SERVED BY SOURCE WATER SYSTEM - - - - -						5535		
OLIVE BRANCH	0170015	DESOTO	NaF	ADJ	03/84	5351		1.0
TOTAL POPULATION SERVED BY SOURCE WATER SYSTEM - - - - -						5351		
OXFORD	0360011	LAFAYETTE	NaF	ADJ	/69	10026		1.0
TOTAL POPULATION SERVED BY SOURCE WATER SYSTEM - - - - -						10026		
PASCAGOULA	0300006	JACKSON		NATL		25889	0.9	
TOTAL POPULATION SERVED BY SOURCE WATER SYSTEM - - - - -						25889		
PATTISON W/A	0110027	CLAIBORNE		NATL		687	1.1	
TOTAL POPULATION SERVED BY SOURCE WATER SYSTEM - - - - -						687		
PEARL	0610017	RANKIN	NaF	ADJ	07/81	19610		1.0
TOTAL POPULATION SERVED BY SOURCE WATER SYSTEM - - - - -						19610		
PHILADELPHIA	0500008	NESHOBA	NaF	ADJ	08/62	6460		1.0
TOTAL POPULATION SERVED BY SOURCE WATER SYSTEM - - - - -						6460		
PICKENS NORTH SYSTEM	0260013	HOLMES	NaF	ADJ	05/75	1265		1.0
EAST YAZOO WA	0820005	YAZOO		CONS		226		
TOTAL POPULATION SERVED BY SOURCE WATER SYSTEM - - - - -						1491		

POPULATION SERVED FLUORIDATED DRINKING WATER BY SOURCE SYSTEM,
CONSECUTIVE SYSTEM, AND COUNTY WITHIN STATE (AS OF 12/31/92)

MISSISSIPPI

WATER SYSTEMS AND CONSECUTIVE SYSTEMS SERVED	EPA ID NO	COUNTY	CHEM USED	STATUS	FLUOR START DATE	POP SERVED	NATURAL SYSTEMS NAT LEVEL	OPT LEVEL
PLEASANT HILL	0170016	DESOTO	NaF	ADJ	12/81	3105		1.0
TOTAL POPULATION SERVED BY SOURCE WATER SYSTEM - - - - -						3105		
POPLARVILLE	0550006	PEARL RIVER	NaF	ADJ	04/83	2561		1.0
TOTAL POPULATION SERVED BY SOURCE WATER SYSTEM - - - - -						2561		
PRENTISS	0330008	JEFFERSON DAVIS	NaF	ADJ	/66	2554		1.0
TOTAL POPULATION SERVED BY SOURCE WATER SYSTEM - - - - -						2554		
PRVMS-TWIN HARBOR	0450024	MADISON	OTHER	ADJ	00/00	1149		1.0
TOTAL POPULATION SERVED BY SOURCE WATER SYSTEM - - - - -						1149		
PRVWS-HIGHWAY 43	0610035	RANKIN	OTHER	ADJ	00/00	570		1.0
TOTAL POPULATION SERVED BY SOURCE WATER SYSTEM - - - - -						570		
PRVWS-MAIN HARBOR	0450019	MADISON	NaF	ADJ	03/86	921		1.0
TOTAL POPULATION SERVED BY SOURCE WATER SYSTEM - - - - -						921		
PRVWS-PELAHATCHIE BAY	0610036	RANKIN	OTHER	ADJ	00/00	5250		1.0
TOTAL POPULATION SERVED BY SOURCE WATER SYSTEM - - - - -						5250		
RENOVA W/A	0060015	BOLIVAR	NaF	ADJ	12/87	675		1.0
TOTAL POPULATION SERVED BY SOURCE WATER SYSTEM - - - - -						675		
RIDGELAND	0450013	MADISON	NaF	ADJ	04/83	11714		1.0
TOTAL POPULATION SERVED BY SOURCE WATER SYSTEM - - - - -						11714		
RIPLEY	0700008	TIPPAH	NaF	ADJ	10/76	7252		1.0
MURAY SPUR WA	0700007	TIPPAH		CONS		1072		
TOTAL POPULATION SERVED BY SOURCE WATER SYSTEM - - - - -						8324		
ROLLING FORK	0630004	SHARKEY	NaF	ADJ	03/74	2444		1.0
TOTAL POPULATION SERVED BY SOURCE WATER SYSTEM - - - - -						2444		
ROSEDALE	0060016	BOLIVAR	NaF	ADJ	09/77	2800		1.0
TOTAL POPULATION SERVED BY SOURCE WATER SYSTEM - - - - -						2800		

POPULATION SERVED FLUORIDATED DRINKING WATER BY SOURCE SYSTEM,
CONSECUTIVE SYSTEM, AND COUNTY WITHIN STATE (AS OF 12/31/92)

MISSISSIPPI

WATER SYSTEMS AND CONSECUTIVE SYSTEMS SERVED	EPA ID NO	COUNTY	CHEM USED	STATUS	FLUOR START DATE	POP SERVED	NATURAL SYSTEMS NAT LEVEL	OPT LEVEL
RULEVILLE	0670011	SUNFLOWER	NaF	ADJ	06/76	3245		1.0
TOTAL POPULATION SERVED BY SOURCE WATER SYSTEM - - - - -						3245		
SALTILLO	0410012	LEE	NaF	ADJ	02/77	2988		1.0
TOTAL POPULATION SERVED BY SOURCE WATER SYSTEM - - - - -						2988		
SANDERS	0360064	LAFAYETTE		NATL		500	2.2	
TOTAL POPULATION SERVED BY SOURCE WATER SYSTEM - - - - -						500		
SARDIS	0540018	PANOLA	NaF	ADJ	10/68	3000		1.0
FERN HILL WA	0540007	PANOLA		CONS		90		
PLEASANT GROVE WA	0540016	PANOLA		CONS		699		
WALNUT HILLS WS	0540035	PANOLA		CONS		96		
TOTAL POPULATION SERVED BY SOURCE WATER SYSTEM - - - - -						3885		
SENATOBIA	0690005	TATE	NaF	ADJ	06/78	5490		1.0
TOTAL POPULATION SERVED BY SOURCE WATER SYSTEM - - - - -						5490		
SEVENTH STREET SUBD	0300032	JACKSON		NATL		105	0.9	
TOTAL POPULATION SERVED BY SOURCE WATER SYSTEM - - - - -						105		
SHANNON	0410013	LEE	NaF	ADJ	01/77	1733		1.0
TOTAL POPULATION SERVED BY SOURCE WATER SYSTEM - - - - -						1733		
SHARON WS	0340018	JONES	NaF	ADJ	07/77	2661		1.0
TOTAL POPULATION SERVED BY SOURCE WATER SYSTEM - - - - -						2661		
SHIVERS W/A	0640021	SIMPSON	NaF	ADJ	07/82	1275		1.0
TOTAL POPULATION SERVED BY SOURCE WATER SYSTEM - - - - -						1275		
SILOAM W/A #5	0130021	CLAY		NATL		1058	0.8	
TOTAL POPULATION SERVED BY SOURCE WATER SYSTEM - - - - -						1058		
SILOAM W/A #8 - BEASLEY	0130025	CLAY		NATL		444	1.0	
TOTAL POPULATION SERVED BY SOURCE WATER SYSTEM - - - - -						444		

POPULATION SERVED FLUORIDATED DRINKING WATER BY SOURCE SYSTEM,
CONSECUTIVE SYSTEM, AND COUNTY WITHIN STATE (AS OF 12/31/92)

MISSISSIPPI

WATER SYSTEMS AND CONSECUTIVE SYSTEMS SERVED	EPA ID NO	COUNTY	CHEM USED	STATUS	FLUOR START DATE	POP SERVED	NATURAL SYSTEMS NAT LEVEL	OPT LEVEL
SMITHVILLE	0480012	MONROE	NaF	ADJ	02/89	1950		1.0
TOTAL POPULATION SERVED BY SOURCE WATER SYSTEM - - - - -						1950		
SONTAG-WANILLA	0390006	LAWRENCE		NATL		1500	1.1	
TOTAL POPULATION SERVED BY SOURCE WATER SYSTEM - - - - -						1500		
SOUTHAVEN	0170018	DESOTO	NaF	ADJ	09/83	24000		1.0
TOTAL POPULATION SERVED BY SOURCE WATER SYSTEM - - - - -						24000		
SOUTHEAST NOXUBEE	0520025	NOXUBEE	OTHER	ADJ	00/00	312		1.0
TOTAL POPULATION SERVED BY SOURCE WATER SYSTEM - - - - -						312		
SOUTHWEST RANKIN #1	0610026	RANKIN	NaF	ADJ	06/85	2142		1.0
TOTAL POPULATION SERVED BY SOURCE WATER SYSTEM - - - - -						2142		
STARKVILLE	0530020	OKTIBBEHA	NaF	ADJ	05/73	18458		1.0
BLUEFIELD W/A #2	0530037	OKTIBBEHA		CONS		580		
BLUEFILED W/A #1	0530003	OKTIBBEHA		CONS		1080		
OLD WEST POINT RD WA	0530015	OKTIBBEHA		CONS		265		
REED ROAD WA	0530016	OKTIBBEHA		CONS		85		
ROCK HILL WA	0530017	OKTIBBEHA		CONS		594		
TRIMCANE W/A	0530023	OKTIBBEHA		CONS		491		
TOTAL POPULATION SERVED BY SOURCE WATER SYSTEM - - - - -						21553		
STATE LINE	0210005	GREENE		NATL		598	0.9	
TOTAL POPULATION SERVED BY SOURCE WATER SYSTEM - - - - -						598		
STURGIS WD	0530021	OKTIBBEHA		NATL		269	0.9	
TOTAL POPULATION SERVED BY SOURCE WATER SYSTEM - - - - -						269		
SUN CREEK W/A - CEDAR BLUFF	0130011	CLAY		NATL		624	1.6	
TOTAL POPULATION SERVED BY SOURCE WATER SYSTEM - - - - -						624		
SUN CREEK W/A - PHEBA	0130003	CLAY		NATL		256	1.9	
TOTAL POPULATION SERVED BY SOURCE WATER SYSTEM - - - - -						256		
SUNNYHILL W/A	0570014	PIKE	NaF	ADJ	06/89	1917		1.0
TOTAL POPULATION SERVED BY SOURCE WATER SYSTEM - - - - -						1917		

POPULATION SERVED FLUORIDATED DRINKING WATER BY SOURCE SYSTEM,
CONSECUTIVE SYSTEM, AND COUNTY WITHIN STATE (AS OF 12/31/92)

MISSISSIPPI

WATER SYSTEMS AND CONSECUTIVE SYSTEMS SERVED	EPA ID NO	COUNTY	CHEM USED	STATUS	FLUOR START DATE	POP SERVED	NATURAL SYSTEMS NAT LEVEL	OPT LEVEL
SW RANKIN #2	0610040	RANKIN	OTHER	ADJ	00/00	1779		1.0
TOTAL POPULATION SERVED BY SOURCE WATER SYSTEM - - - - -						1779		
SWIFTWATER	0760009	WASHINGTON		NATL		448	1.0	
TOTAL POPULATION SERVED BY SOURCE WATER SYSTEM - - - - -						448		
TAYLORSVILLE	0650011	SMITH	NaF	ADJ	07/73	1700		1.0
TOTAL POPULATION SERVED BY SOURCE WATER SYSTEM - - - - -						1700		
TERRY	0250025	HINDS		NATL		930	1.2	
TOTAL POPULATION SERVED BY SOURCE WATER SYSTEM - - - - -						930		
TIP MOBILE HOME PARK	0300061	JACKSON		NATL		170	0.9	
TOTAL POPULATION SERVED BY SOURCE WATER SYSTEM - - - - -						170		
TISHOMINGO	0710010	TISHOMINGO	NaF	ADJ	05/76	810		1.0
TOTAL POPULATION SERVED BY SOURCE WATER SYSTEM - - - - -						810		
TOCCOPOLA W/A #1	0580009	PONTOTOC		NATL		585	3.5	
TOTAL POPULATION SERVED BY SOURCE WATER SYSTEM - - - - -						585		
TOCCOPOLA WA 2	0580017	PONTOTOC		NATL		581	0.8	
TOTAL POPULATION SERVED BY SOURCE WATER SYSTEM - - - - -						581		
TOWNSEND W/A	0350005	KEMPER	OTHER	ADJ	00/00	172		1.0
TOTAL POPULATION SERVED BY SOURCE WATER SYSTEM - - - - -						172		
TREMONT WA	0290010	ITAWAMBA	NaF	ADJ	07/76	734		1.0
TOTAL POPULATION SERVED BY SOURCE WATER SYSTEM - - - - -						734		
TUNICA	0720004	TUNICA	NaF	ADJ	06/76	3104		1.0
WALKER-MCGEE WA	0720003	TUNICA		CONS		288		
TOTAL POPULATION SERVED BY SOURCE WATER SYSTEM - - - - -						3392		
TUPELO	0410015	LEE	NaF	ADJ	09/63	33364		1.0
TOTAL POPULATION SERVED BY SOURCE WATER SYSTEM - - - - -						33364		

POPULATION SERVED FLUORIDATED DRINKING WATER BY SOURCE SYSTEM,
CONSECUTIVE SYSTEM, AND COUNTY WITHIN STATE (AS OF 12/31/92)

MISSISSIPPI

WATER SYSTEMS AND CONSECUTIVE SYSTEMS SERVED	EPA ID NO	COUNTY	CHEM USED	STATUS	FLUOR START DATE	POP SERVED	NATURAL SYSTEMS NAT LEVEL	OPT LEVEL
TYLERTOWN	0740005	WALTHALL	NaF	ADJ	05/78	1936		1.0
TOTAL POPULATION SERVED BY SOURCE WATER SYSTEM - - - - -						1936		
UNION WD	0510011	NEWTON	NaF	ADJ	07/63	1875		1.0
TOTAL POPULATION SERVED BY SOURCE WATER SYSTEM - - - - -						1875		
UNIVERSITY COMMONS APTS	0530048	OKTIBBEHA	OTHER	ADJ	00/00	480		1.0
TOTAL POPULATION SERVED BY SOURCE WATER SYSTEM - - - - -						480		
UNIVERSITY MEDICAL CENTER	0250034	HINDS	NaF	ADJ	09/77	4000		1.0
TOTAL POPULATION SERVED BY SOURCE WATER SYSTEM - - - - -						4000		
UNIVERSITY UTILITY CO	0340022	JONES		NATL		1830	0.8	
TOTAL POPULATION SERVED BY SOURCE WATER SYSTEM - - - - -						1830		
VERONA	0410016	LEE	NaF	ADJ	10/77	3300		1.0
TOTAL POPULATION SERVED BY SOURCE WATER SYSTEM - - - - -						3300		
VICKSBURG	0750010	WARREN	NaSiF6	ADJ	08/81	28534		1.0
WARRINGTON HEIGHTS	0750019	WARRREN		CONS		1272		
YOKENA WATER CLUB	0750011	WARREN		CONS		2100		
TOTAL POPULATION SERVED BY SOURCE WATER SYSTEM - - - - -						31906		
WAKE FOREST WA	0530025	OKTIBBEHA		NATL		648	0.8	
TOTAL POPULATION SERVED BY SOURCE WATER SYSTEM - - - - -						648		
WALLS WA	0170019	DESOTO	NaF	ADJ	11/81	392		1.0
TOTAL POPULATION SERVED BY SOURCE WATER SYSTEM - - - - -						392		
WALLS WA -LAKE FOREST	0170043	DESOTO	NaF	ADJ	11/81	2646		1.0
TOTAL POPULATION SERVED BY SOURCE WATER SYSTEM - - - - -						2646		
WALNUT	0700011	TIPPAH	NaF	ADJ	08/81	700		1.0
TOTAL POPULATION SERVED BY SOURCE WATER SYSTEM - - - - -						700		
WATER VALLEY	0810011	YALOBUSHA	NaF	ADJ	01/77	4212		1.0
JEFF-DAVIS WA	0810005	YALOBUSHA		CONS		985		
OTUCKALOFA	0810008	YALOBUSHA		CONS		275		
TOTAL POPULATION SERVED BY SOURCE WATER SYSTEM - - - - -						5472		

POPULATION SERVED FLUORIDATED DRINKING WATER BY SOURCE SYSTEM,
CONSECUTIVE SYSTEM, AND COUNTY WITHIN STATE (AS OF 12/31/92)

MISSISSIPPI

WATER SYSTEMS AND CONSECUTIVE SYSTEMS SERVED	EPA ID NO	COUNTY	CHEM USED	STATUS	FLUOR START DATE	POP SERVED	NATURAL SYSTEMS NAT LEVEL	OPT LEVEL
WAYNESBORO	0770003	WAYNE	NaF	ADJ	10/82	5143		1.0
TOTAL POPULATION SERVED BY SOURCE WATER SYSTEM - - - - -						5143		
WAYSIDE W CO INC	0760026	WASHINGTON		NATL		576	1.4	
TOTAL POPULATION SERVED BY SOURCE WATER SYSTEM - - - - -						576		
WESSON	0150011	COPIAH	NaF	ADJ	05/83	1313		1.0
TOTAL POPULATION SERVED BY SOURCE WATER SYSTEM - - - - -						1313		
WHITE STATION WA	0130008	CLAY	NaF	ADJ	07/82	8489		1.0
TOTAL POPULATION SERVED BY SOURCE WATER SYSTEM - - - - -						8489		
WIGGINS	0660005	STONE	NaF	ADJ	07/89	3230		1.0
TOTAL POPULATION SERVED BY SOURCE WATER SYSTEM - - - - -						3230		
WINONA	0490010	MONTGOMERY	NaSiF6	ADJ	05/83	5705		1.0
51-55 WA	0490001	MONTGOMERY		CONS		480		
HAYS CREEK WA - LEGION LAKE RD	0490018	MONTGOMERY		CONS		108		
TOTAL POPULATION SERVED BY SOURCE WATER SYSTEM - - - - -						6293		
WOODLAND PARK	0300068	JACKSON		NATL		168	1.1	
TOTAL POPULATION SERVED BY SOURCE WATER SYSTEM - - - - -						168		

STATE SUMMARY DATA AS OF 12/31/92

MISSOURI

SYSTEM SIZE CLASSIFICATION

	FLUORIDATED SYSTEMS		PUBLIC WATER SYSTEMS	
	NUMBER OF SYSTEMS	TOTAL POPULATION	NUMBER OF SYSTEMS	TOTAL POPULATION
=<1,000	112	50,164	733	131,000
1,001-5,000	131	313,056	492	798,000
5,001-10,000	28	195,040	50	354,000
10,001-50,000	26	487,847	42	925,000
50,001-100,000	3	197,307	2	141,000
>100,000	4	1,972,315	5	2,156,000
TOTAL	304	3,215,729	1,324	4,504,000

FLUORIDATED SYSTEM CLASSIFICATION

	NUMBER	POPULATION	PERCENTAGE (POP.)
ADJUSTED	160	2,897,404	90.1
CONSECUTIVE	69	174,722	5.4
NATURAL	75	143,603	4.5
TOTAL	304	3,215,729	

SCHOOLS, INDIAN AND MILITARY SYSTEMS

	ADJUSTED		NATURAL	
	NUMBER	POP.	NUMBER	POP.
TOTAL SCHOOLS	0	0	0	0
INDIAN SYSTEMS	1	4,080	0	0
INDIAN SCHOOLS	0	0	1	441
MILITARY SYSTEMS	1	22,500	1	4,000

CHEMICAL USAGE OF FLUORIDATING SYSTEMS

	NUMBER	POPULATION
SODIUM FLUORIDE	128	358,749
SODIUM SILICOFLUORIDE	18	164,337
HYDROFLUOSILICIC ACID	76	2,542,977

POPULATION SERVED FLUORIDATED DRINKING WATER BY SOURCE SYSTEM,
CONSECUTIVE SYSTEM, AND COUNTY WITHIN STATE (AS OF 12/31/92)

MISSOURI

WATER SYSTEMS AND CONSECUTIVE SYSTEMS SERVED	EPA ID NO	COUNTY	CHEM USED	STATUS	FLUOR START DATE	POP SERVED	NATURAL SYSTEMS NAT LEVEL	OPT LEVEL
ADVANCE	4010002	STODDARD	NaF	ADJ	08/83	1139		1.0
TOTAL POPULATION SERVED BY SOURCE WATER SYSTEM - - - - -						1139		
ALBANY	1010006	GENTRY	NaF	ADJ	09/64	1958		1.0
GENTRY CO PWS 1	1024223	GENTRY		CONS		535		
NEW HAMPTON	1010567	HARRISON		CONS		330		
TOTAL POPULATION SERVED BY SOURCE WATER SYSTEM - - - - -						2823		
ANDERSON	5010016	MCDONALD		NATL		1932	0.9	
TOTAL POPULATION SERVED BY SOURCE WATER SYSTEM - - - - -						1932		
APPLETON CITY	5010020	ST. CLAIR	NaF	ADJ	09/63	1280		1.0
TOTAL POPULATION SERVED BY SOURCE WATER SYSTEM - - - - -						1280		
AUXVASSE	3010039	CALLAWAY		NATL		821	0.9	
TOTAL POPULATION SERVED BY SOURCE WATER SYSTEM - - - - -						821		
BARTON CO CONS PWS 1	5024023	BARTON	NaF	ADJ	11/81	5152		1.0
TOTAL POPULATION SERVED BY SOURCE WATER SYSTEM - - - - -						5152		
BELLFLOWER	6010058	MONTGOMERY		NATL		413	0.9	
TOTAL POPULATION SERVED BY SOURCE WATER SYSTEM - - - - -						413		
BERNIE	4010066	STODDARD	NaF	ADJ	05/80	1847		1.0
STODDARD CO PWS 6	4024586	STODDARD		CONS		540		
TOTAL POPULATION SERVED BY SOURCE WATER SYSTEM - - - - -						2387		
BETHANY	1010068	HARRISON	NaF	ADJ	03/81	3005		1.0
TOTAL POPULATION SERVED BY SOURCE WATER SYSTEM - - - - -						3005		
BLAIRSTOWN	1010076	HENRY		NATL		180	5.0	
TOTAL POPULATION SERVED BY SOURCE WATER SYSTEM - - - - -						180		
BLOOMFIELD	4010078	STODDARD	Acid	ADJ	01/82	1800		1.0
TOTAL POPULATION SERVED BY SOURCE WATER SYSTEM - - - - -						1800		
BON GOR LAKE ESTATES	3036153	BOONE		NATL		300	0.9	
TOTAL POPULATION SERVED BY SOURCE WATER SYSTEM - - - - -						300		

POPULATION SERVED FLUORIDATED DRINKING WATER BY SOURCE SYSTEM,
CONSECUTIVE SYSTEM, AND COUNTY WITHIN STATE (AS OF 12/31/92)

MISSOURI

WATER SYSTEMS AND CONSECUTIVE SYSTEMS SERVED	EPA ID NO	COUNTY	CHEM USED	STATUS	FLUOR START DATE	POP SERVED	NATURAL SYSTEMS NAT LEVEL	OPT LEVEL
BOONE CO CONS PWSID 1 (8)	3024057	BOONE			NATL	1200	0.9	
HARRISBURG	3010348	BOONE			CONS	169		
TOTAL POPULATION SERVED BY SOURCE WATER SYSTEM - - - - -						1369		
BOONE CO PWSID 1	3024049	BOONE			NATL	2500	1.2	
TOTAL POPULATION SERVED BY SOURCE WATER SYSTEM - - - - -						2500		
BOONE CO PWSID 10	3024059	BOONE			NATL	3348	1.1	
STURGEON	3010771	BOONE			CONS	838		
TOTAL POPULATION SERVED BY SOURCE WATER SYSTEM - - - - -						4186		
BOONE CO PWSID 2	3024050	BOONE			NATL	2000	0.7	
TOTAL POPULATION SERVED BY SOURCE WATER SYSTEM - - - - -						2000		
BOONE CO PWSID 9	3024058	BOONE			NATL	6500	0.7	
TOTAL POPULATION SERVED BY SOURCE WATER SYSTEM - - - - -						6500		
BOONVILLE	3010089	COOPER	NaSiF6	ADJ	11/58	7095		1.0
COOPER CO PWSID 2	3024170	COOPER		CONS		300		
TOTAL POPULATION SERVED BY SOURCE WATER SYSTEM - - - - -						7395		
BOWLING GREEN	2010093	PIKE	Acid	ADJ	12/58	2976		1.0
PIKE CO PWSID 1	2024471	PIKE		CONS		3321		
CURRYVILLE	2010201	PIKE		CONS		261		
TOTAL POPULATION SERVED BY SOURCE WATER SYSTEM - - - - -						6558		
BRONAUGH	5010104	VERNON			NATL	211	1.0	
TOTAL POPULATION SERVED BY SOURCE WATER SYSTEM - - - - -						211		
BROOKFIELD	2010105	LINN	NaF	ADJ	10/60	4888		1.0
CHARITON-LINN PWSID 3	2024128	LINN		CONS		2400		
LACLEDE	2010437	LINN		CONS		410		
TOTAL POPULATION SERVED BY SOURCE WATER SYSTEM - - - - -						7698		
BUCKLIN	2010112	LINN	NaF	ADJ	12/79	616		1.0
TOTAL POPULATION SERVED BY SOURCE WATER SYSTEM - - - - -						616		

POPULATION SERVED FLUORIDATED DRINKING WATER BY SOURCE SYSTEM,
CONSECUTIVE SYSTEM, AND COUNTY WITHIN STATE (AS OF 12/31/92)

MISSOURI

WATER SYSTEMS AND CONSECUTIVE SYSTEMS SERVED	EPA ID NO	COUNTY	CHEM USED	STATUS	FLUOR START DATE	POP SERVED	NATURAL SYSTEMS NAT LEVEL	OPT LEVEL
CABOOL	4010120	TEXAS	NaF	ADJ	03/62	2006		1.0
TOTAL POPULATION SERVED BY SOURCE WATER SYSTEM - - - - -						2006		
CALIFORNIA	3010124	MONITEAU	NaF	ADJ	06/80	3465		1.0
MONITEAU CO PWS 2	3024396	MONITEAU		CONS		750		
TOTAL POPULATION SERVED BY SOURCE WATER SYSTEM - - - - -						4215		
CALLAWAY CO PWS 1	3024084	CALLAWAY		NATL		6500	0.9	
TOTAL POPULATION SERVED BY SOURCE WATER SYSTEM - - - - -						6500		
CAMERON	1010131	CLINTON	NaF	ADJ	07/64	4831		1.0
TOTAL POPULATION SERVED BY SOURCE WATER SYSTEM - - - - -						4831		
CANTON	2010134	LEWIS	Acid	ADJ	10/81	2623		1.0
TOTAL POPULATION SERVED BY SOURCE WATER SYSTEM - - - - -						2623		
CAPE GIRARDEAU	4010136	CAPE GIRARDEAU	NaSiF6	ADJ	04/55	34438		1.0
TOTAL POPULATION SERVED BY SOURCE WATER SYSTEM - - - - -						34438		
CAPE-PERRY PWS 1 N	4024099	CAPE GIRARDEAU		NATL		390	1.6	
TOTAL POPULATION SERVED BY SOURCE WATER SYSTEM - - - - -						390		
CARROLLTON	2010140	CARROLL	Acid	ADJ	06/84	4406		1.0
TOTAL POPULATION SERVED BY SOURCE WATER SYSTEM - - - - -						4406		
CARTHAGE	5010142	JASPER	Acid	ADJ	05/55	10747		1.0
TOTAL POPULATION SERVED BY SOURCE WATER SYSTEM - - - - -						10747		
CARUTHERSVILLE	4010143	PEMISCOT	Acid	ADJ	03/57	7389		1.0
TOTAL POPULATION SERVED BY SOURCE WATER SYSTEM - - - - -						7389		
CEDAR CITY	3010146	CALLAWAY		NATL		528	1.0	
TOTAL POPULATION SERVED BY SOURCE WATER SYSTEM - - - - -						528		
CEDAR CLIFF SUBDIVISION	3036008	BOONE		NATL		255	1.5	
TOTAL POPULATION SERVED BY SOURCE WATER SYSTEM - - - - -						255		

POPULATION SERVED FLUORIDATED DRINKING WATER BY SOURCE SYSTEM,
CONSECUTIVE SYSTEM, AND COUNTY WITHIN STATE (AS OF 12/31/92)

MISSOURI

WATER SYSTEMS AND CONSECUTIVE SYSTEMS SERVED	EPA ID NO	COUNTY	CHEM USED	STATUS	FLUOR START DATE	POP SERVED	NATURAL SYSTEMS NAT LEVEL	OPT LEVEL
CENTRALIA	3010152	BOONE		NATL		3414	1.4	
TOTAL POPULATION SERVED BY SOURCE WATER SYSTEM - - - - -						3414		
CHAFFEE	4010154	SCOTT	Acid	ADJ	07/64	3059		1.0
TOTAL POPULATION SERVED BY SOURCE WATER SYSTEM - - - - -						3059		
CHARLESTON	4010160	MISSISSIPPI	Acid	ADJ	03/70	5085		1.0
TOTAL POPULATION SERVED BY SOURCE WATER SYSTEM - - - - -						5085		
CHILHOWEE	1010160	JOHNSON		NATL		335	1.3	
TOTAL POPULATION SERVED BY SOURCE WATER SYSTEM - - - - -						335		
CHILLICOTHE	2010162	LIVINGSTON	NaSiF6	ADJ	09/59	8804		1.0
LIVINGSTON CO PWS 2	2024353	LIVINGSTON		CONS		1548		
LIVINGSTON CO PWS 2-LOWE	2024357	LIVINGSTON		CONS		176		
LIVINGSTON CO PWS 3 EAST	2024354	LIVINGSTON		CONS		1125		
HALE	2010338	CARROLL		CONS		480		
LIVINGSTON CO PWS 3 WEST	2024356	LIVINGSTON		CONS		549		
TOTAL POPULATION SERVED BY SOURCE WATER SYSTEM - - - - -						12682		
CLARENCE	2010165	SHELBY	NaF	ADJ	12/82	1026		1.0
TOTAL POPULATION SERVED BY SOURCE WATER SYSTEM - - - - -						1026		
CLARK	2010882	RANDOLPH		NATL		257	1.3	
TOTAL POPULATION SERVED BY SOURCE WATER SYSTEM - - - - -						257		
CLARKSVILLE	2010169	PIKE		NATL		480	0.9	
TOTAL POPULATION SERVED BY SOURCE WATER SYSTEM - - - - -						480		
CLINTON	1010177	HENRY	NaSiF6	ADJ	11/63	8703		1.0
TOTAL POPULATION SERVED BY SOURCE WATER SYSTEM - - - - -						8703		
COLE CO PWS 1	3024159	COLE	NaF	ADJ	06/81	4500		1.0
TOTAL POPULATION SERVED BY SOURCE WATER SYSTEM - - - - -						4500		
COLE CO PWS 2	3024160	COLE	NaF	ADJ	09/91	7500		1.0
TOTAL POPULATION SERVED BY SOURCE WATER SYSTEM - - - - -						7500		

POPULATION SERVED FLUORIDATED DRINKING WATER BY SOURCE SYSTEM,
CONSECUTIVE SYSTEM, AND COUNTY WITHIN STATE (AS OF 12/31/92)

MISSOURI

WATER SYSTEMS AND CONSECUTIVE SYSTEMS SERVED	EPA ID NO	COUNTY	CHEM USED	STATUS	FLUOR START DATE	POP SERVED	NATURAL SYSTEMS NAT LEVEL	OPT LEVEL
COLE CO. PWS 4	3024163	COLE	NaF	ADJ	00/00	3000		1.0
TOTAL POPULATION SERVED BY SOURCE WATER SYSTEM - - - - -						3000		
COLONIAL VILLAGE SUBDIVISION	3048003	BOONE		NATL		102	1.5	
TOTAL POPULATION SERVED BY SOURCE WATER SYSTEM - - - - -						102		
COLUMBIA	3010181	BOONE	Acid	ADJ	/73	69101		1.0
TOTAL POPULATION SERVED BY SOURCE WATER SYSTEM - - - - -						69101		
CONCORDIA	1010184	LAFAYETTE	NaF	ADJ	/78	2160		1.0
BLACKBURN	2010074	SALINE		CONS		308		
EMMA	1010254	LAFAYETTE		CONS		194		
LAFAYETTE CO PWS 2 (PART)	1024326	LAFAYETTE		CONS		3300		
TOTAL POPULATION SERVED BY SOURCE WATER SYSTEM - - - - -						5962		
COOPER CO PWS 1	3024169	COOPER		NATL		410	0.7	
TOTAL POPULATION SERVED BY SOURCE WATER SYSTEM - - - - -						410		
CRANE	5010198	STONE	NaF	ADJ	08/82	1218		1.0
TOTAL POPULATION SERVED BY SOURCE WATER SYSTEM - - - - -						1218		
CREIGHTON	1010193	CASS		NATL		286	2.3	
TOTAL POPULATION SERVED BY SOURCE WATER SYSTEM - - - - -						286		
CREST VALE MHP	3048063	BOONE		NATL		360	1.0	
TOTAL POPULATION SERVED BY SOURCE WATER SYSTEM - - - - -						360		
CROCKER	3010196	PULASKI	NaF	ADJ	10/81	1077		1.0
TOTAL POPULATION SERVED BY SOURCE WATER SYSTEM - - - - -						1077		
CRYSTAL CITY	6010198	JEFFERSON	Acid	ADJ	06/59	4088		1.0
TOTAL POPULATION SERVED BY SOURCE WATER SYSTEM - - - - -						4088		
CUBA	6010200	CRAWFORD	NaF	ADJ	12/81	2537		1.0
TOTAL POPULATION SERVED BY SOURCE WATER SYSTEM - - - - -						2537		
DEEPWATER	1010205	HENRY		NATL		441	1.0	
TOTAL POPULATION SERVED BY SOURCE WATER SYSTEM - - - - -						441		

POPULATION SERVED FLUORIDATED DRINKING WATER BY SOURCE SYSTEM,
CONSECUTIVE SYSTEM, AND COUNTY WITHIN STATE (AS OF 12/31/92)

MISSOURI

WATER SYSTEMS AND CONSECUTIVE SYSTEMS SERVED	EPA ID NO	COUNTY	CHEM USED	STATUS	FLUOR START DATE	POP SERVED	NATURAL SYSTEMS NAT LEVEL	OPT LEVEL
DEXTER	4010216	STODDARD	Acid	ADJ	06/64	7559		1.0
TOTAL POPULATION SERVED BY SOURCE WATER SYSTEM - - - - -						7559		
EAST LYNNE	1010233	CASS		NATL		290	0.9	
TOTAL POPULATION SERVED BY SOURCE WATER SYSTEM - - - - -						290		
EAST PRAIRIE	4010235	MISSISSIPPI	NaF	ADJ	08/80	3416		1.0
TOTAL POPULATION SERVED BY SOURCE WATER SYSTEM - - - - -						3416		
EDINA	2010238	KNOX	NaF	ADJ	03/81	1283		1.0
TOTAL POPULATION SERVED BY SOURCE WATER SYSTEM - - - - -						1283		
ELDON	3010240	MILLER	NaF	ADJ	/77	4419		1.0
TOTAL POPULATION SERVED BY SOURCE WATER SYSTEM - - - - -						4419		
ELSBERRY	6010250	LINCOLN	NaF	ADJ	02/82	1898		1.0
TOTAL POPULATION SERVED BY SOURCE WATER SYSTEM - - - - -						1898		
ESSEX	4010255	STODDARD		NATL		531	1.1	
TOTAL POPULATION SERVED BY SOURCE WATER SYSTEM - - - - -						531		
EUREKA	6010258	ST. LOUIS	NaF	ADJ	/78	4683		1.0
TOTAL POPULATION SERVED BY SOURCE WATER SYSTEM - - - - -						4683		
FARBER	2010268	AUDRAIN		NATL		418	2.7	
TOTAL POPULATION SERVED BY SOURCE WATER SYSTEM - - - - -						418		
FARMINGTON	4010270	ST. FRANCOIS	NaF	ADJ	03/92	7500		1.0
TOTAL POPULATION SERVED BY SOURCE WATER SYSTEM - - - - -						7500		
FAYETTE	2010271	HOWARD	NaF	ADJ	/78	2888		1.0
HOWARD CO CONS 1(3)	2024262	HOWARD		CONS		138		
PRIME WTR CORP-HOWARD CO	2024260	HOWARD		CONS		264		
TOTAL POPULATION SERVED BY SOURCE WATER SYSTEM - - - - -						3290		
FESTUS	6010276	JEFFERSON	NaF	ADJ	09/56	8105		1.0
TOTAL POPULATION SERVED BY SOURCE WATER SYSTEM - - - - -						8105		

POPULATION SERVED FLUORIDATED DRINKING WATER BY SOURCE SYSTEM,
CONSECUTIVE SYSTEM, AND COUNTY WITHIN STATE (AS OF 12/31/92)

MISSOURI

WATER SYSTEMS AND CONSECUTIVE SYSTEMS SERVED	EPA ID NO	COUNTY	CHEM USED	STATUS	FLUOR START DATE	POP SERVED	NATURAL SYSTEMS NAT LEVEL	OPT LEVEL
FLAT RIVER	4010279	ST. FRANCOIS	Acid	ADJ	/72	4823		1.0
TOTAL POPULATION SERVED BY SOURCE WATER SYSTEM - - - - -						4823		
FOREST HILL SUBD	6036004	ST. CHARLES		NATL		65	1.1	
TOTAL POPULATION SERVED BY SOURCE WATER SYSTEM - - - - -						65		
FORSYTH	5010285	TANEY	Acid	ADJ	10/90	1562		1.0
TOTAL POPULATION SERVED BY SOURCE WATER SYSTEM - - - - -						1562		
FORT LEONARD WOOD	3079500	PULASKI	Acid	ADJ	/59	22500		1.0
TOTAL POPULATION SERVED BY SOURCE WATER SYSTEM - - - - -						22500		
FREDERICKTOWN	4010290	MADISON	Acid	ADJ	12/57	3950		1.0
TOTAL POPULATION SERVED BY SOURCE WATER SYSTEM - - - - -						3950		
FT SCOTT, KS	2001104	BOURBON	Acid	ADJ	06/52	0		1.0
VERNON CO RWD 7	5024622	VERNON		CONS		450		
TOTAL POPULATION SERVED BY SOURCE WATER SYSTEM - - - - -						450		
FULTON	3010296	CALLAWAY		NATL		10033	1.0	
TOTAL POPULATION SERVED BY SOURCE WATER SYSTEM - - - - -						10033		
GAINESVILLE	5010297	OZARK	NaF	ADJ	02/81	695		1.0
TOTAL POPULATION SERVED BY SOURCE WATER SYSTEM - - - - -						695		
GALLATIN	1010299	DAVIESS	NaF	ADJ	07/80	1864		1.0
TOTAL POPULATION SERVED BY SOURCE WATER SYSTEM - - - - -						1864		
GLASGOW	2010308	HOWARD	Acid	ADJ	03/61	1295		1.0
HOWARD CO PWS 2	2024261	HOWARD		CONS		546		
TOTAL POPULATION SERVED BY SOURCE WATER SYSTEM - - - - -						1841		
GRANT CITY	1010324	WORTH	NaF	ADJ	/77	998		1.0
TOTAL POPULATION SERVED BY SOURCE WATER SYSTEM - - - - -						998		
GREEN ACRES SUBD	3048102	LINCOLN		NATL		180	2.0	
TOTAL POPULATION SERVED BY SOURCE WATER SYSTEM - - - - -						180		

POPULATION SERVED FLUORIDATED DRINKING WATER BY SOURCE SYSTEM,
CONSECUTIVE SYSTEM, AND COUNTY WITHIN STATE (AS OF 12/31/92)

MISSOURI

WATER SYSTEMS AND CONSECUTIVE SYSTEMS SERVED	EPA ID NO	COUNTY	CHEM USED	STATUS	FLUOR START DATE	POP SERVED	NATURAL SYSTEMS NAT LEVEL	OPT LEVEL
HALLSVILLE	3010340	BOONE			NATL	917	1.2	
TOTAL POPULATION SERVED BY SOURCE WATER SYSTEM - - - - -						917		
HAMILTON	1010342	CALDWELL	NaF	ADJ	05/81	1737		1.0
TOTAL POPULATION SERVED BY SOURCE WATER SYSTEM - - - - -						1737		
HANNIBAL	2010344	MARION	Acid	ADJ	12/55	18004		1.0
TOTAL POPULATION SERVED BY SOURCE WATER SYSTEM - - - - -						18004		
HARRISON CO PWS 1	1024241	HARRISON	NaF	ADJ	03/80	660		1.0
TOTAL POPULATION SERVED BY SOURCE WATER SYSTEM - - - - -						660		
HARRISONVILLE	1010349	CASS	Acid	ADJ	05/78	7683		1.0
CASS CO PWS 4	1024116	CASS		CONS		1200		
CASS CO PWS 9	1024118	CASS		CONS		3600		
TOTAL POPULATION SERVED BY SOURCE WATER SYSTEM - - - - -						12483		
HAWK POINT	6010353	LINCOLN			NATL	472	1.1	
TOTAL POPULATION SERVED BY SOURCE WATER SYSTEM - - - - -						472		
HAYTI	4010354	PEMISCOT	NaF	ADJ	04/63	3280		1.0
HAYTI HEIGHTS	4010959	PEMISCOT		CONS		893		
TOTAL POPULATION SERVED BY SOURCE WATER SYSTEM - - - - -						4173		
HENRY CO PWS # 2	1024247	HENRY	Acid	ADJ	00/00	0		1.0
TOTAL POPULATION SERVED BY SOURCE WATER SYSTEM - - - - -						0		
HIGH HILL	6010364	MONTGOMERY			NATL	204	2.0	
TOTAL POPULATION SERVED BY SOURCE WATER SYSTEM - - - - -						204		
HOUSTONIA	3010384	PETTIS			NATL	283	1.0	
TOTAL POPULATION SERVED BY SOURCE WATER SYSTEM - - - - -						283		
HUGHESVILLE	3010386	PETTIS			NATL	174	1.1	
TOTAL POPULATION SERVED BY SOURCE WATER SYSTEM - - - - -						174		

POPULATION SERVED FLUORIDATED DRINKING WATER BY SOURCE SYSTEM,
CONSECUTIVE SYSTEM, AND COUNTY WITHIN STATE (AS OF 12/31/92)

MISSOURI

WATER SYSTEMS AND CONSECUTIVE SYSTEMS SERVED	EPA ID NO	COUNTY	CHEM USED	STATUS	FLUOR START DATE	POP SERVED	NATURAL SYSTEMS NAT LEVEL	OPT LEVEL
IRONTON	4010402	IRON	NaF	ADJ	09/69	1539		1.0
TOTAL POPULATION SERVED BY SOURCE WATER SYSTEM - - - - -						1539		
JACKSON	4010404	CAPE GIRARDEAU	NaSiF6	ADJ	07/56	9256		1.0
TOTAL POPULATION SERVED BY SOURCE WATER SYSTEM - - - - -						9256		
JEFFERSON CITY	3010409	COLE	Acid	ADJ	12/63	34000		1.0
TOTAL POPULATION SERVED BY SOURCE WATER SYSTEM - - - - -						34000		
JEFFERSON CO CONS PWS 1	6024295	JEFFERSON	NaF	ADJ	02/84	19900		1.0
TOTAL POPULATION SERVED BY SOURCE WATER SYSTEM - - - - -						19900		
JEFFERSON CO PWS 2	6024293	JEFFERSON	Acid	ADJ	02/82	14500		1.0
TOTAL POPULATION SERVED BY SOURCE WATER SYSTEM - - - - -						14500		
JEFFERSON CO PWS 5-EAST	6024296	JEFFERSON	Acid	ADJ	01/82	6000		1.0
TOTAL POPULATION SERVED BY SOURCE WATER SYSTEM - - - - -						6000		
JEFFERSON CO PWS 5-WEST	6024297	JEFFERSON	Acid	ADJ	01/82	1000		1.0
TOTAL POPULATION SERVED BY SOURCE WATER SYSTEM - - - - -						1000		
JEFFERSON CO PWS 7	6024299	JEFFERSON	Acid	ADJ	/77	3600		1.0
TOTAL POPULATION SERVED BY SOURCE WATER SYSTEM - - - - -						3600		
JEFFERSON CO PWS 8	6024300	JEFFERSON	Acid	ADJ	/78	3000		1.0
TOTAL POPULATION SERVED BY SOURCE WATER SYSTEM - - - - -						3000		
JEFFERSON CO PWS NO 6	6024298	JEFFERSON	NaF	ADJ	12/88	4080		1.0
TOTAL POPULATION SERVED BY SOURCE WATER SYSTEM - - - - -						4080		
JONESBURG	6010412	MONTGOMERY		NATL		630	2.0	
TOTAL POPULATION SERVED BY SOURCE WATER SYSTEM - - - - -						630		
KAHOKA	2010414	CLARK	NaF	ADJ	12/79	2195		1.0
TOTAL POPULATION SERVED BY SOURCE WATER SYSTEM - - - - -						2195		
KANSAS CITY	1010415	JACKSON	Acid	ADJ	04/81	435136		1.0
TOTAL POPULATION SERVED BY SOURCE WATER SYSTEM - - - - -						435136		

POPULATION SERVED FLUORIDATED DRINKING WATER BY SOURCE SYSTEM,
CONSECUTIVE SYSTEM, AND COUNTY WITHIN STATE (AS OF 12/31/92)

MISSOURI

WATER SYSTEMS AND CONSECUTIVE SYSTEMS SERVED	EPA ID NO	COUNTY	CHEM USED	STATUS	FLUOR START DATE	POP SERVED	NATURAL SYSTEMS NAT LEVEL	OPT LEVEL
KEARNEY	1010416	CLAY	NaF	ADJ	/78	1790		1.0
TOTAL POPULATION SERVED BY SOURCE WATER SYSTEM - - - - -						1790		
KENNETT	4010417	DUNKLIN	NaSiF6	ADJ	06/55	10941		1.0
TOTAL POPULATION SERVED BY SOURCE WATER SYSTEM - - - - -						10941		
KINGSVILLE	1010427	JOHNSON		NATL		279	1.5	
TOTAL POPULATION SERVED BY SOURCE WATER SYSTEM - - - - -						279		
KIRKSVILLE	2010429	ADAIR	Acid	ADJ	01/74	17152		1.0
ADAIR CO PWS 1	2024000	ADAIR		CONS		5276		
TOTAL POPULATION SERVED BY SOURCE WATER SYSTEM - - - - -						22428		
KIRKWOOD (PART)	6010430	ST. LOUIS	NaSiF6	ADJ	07/57	27291		1.0
TOTAL POPULATION SERVED BY SOURCE WATER SYSTEM - - - - -						27291		
LA BELLE	2010436	LEWIS	NaF	ADJ	06/81	655		1.0
TOTAL POPULATION SERVED BY SOURCE WATER SYSTEM - - - - -						655		
LA MONTE	3010448	PETTIS		NATL		1050	1.5	
TOTAL POPULATION SERVED BY SOURCE WATER SYSTEM - - - - -						1050		
LADDONIA	2010438	AUDRAIN		NATL		581	1.4	
TOTAL POPULATION SERVED BY SOURCE WATER SYSTEM - - - - -						581		
LAGRANGE	2010440	LEWIS	NaF	ADJ	01/89	1102		1.0
TOTAL POPULATION SERVED BY SOURCE WATER SYSTEM - - - - -						1102		
LAMAR	5010446	BARTON	NaSiF6	ADJ	07/61	4168		1.0
TOTAL POPULATION SERVED BY SOURCE WATER SYSTEM - - - - -						4168		
LANCASTER	2010450	SCHUYLER	NaF	ADJ	08/80	785		1.0
GLENWOOD	2010312	SCHUYLER		CONS		234		
TOTAL POPULATION SERVED BY SOURCE WATER SYSTEM - - - - -						1019		
LAPLATA	2010451	MACON	NaF	ADJ	08/80	1401		1.0
TOTAL POPULATION SERVED BY SOURCE WATER SYSTEM - - - - -						1401		

POPULATION SERVED FLUORIDATED DRINKING WATER BY SOURCE SYSTEM,
CONSECUTIVE SYSTEM, AND COUNTY WITHIN STATE (AS OF 12/31/92)

MISSOURI

WATER SYSTEMS AND CONSECUTIVE SYSTEMS SERVED	EPA ID NO	COUNTY	CHEM USED	STATUS	FLUOR START DATE	POP SERVED	NATURAL SYSTEMS NAT LEVEL	OPT LEVEL
LEBANON	5010458	LACLEDE	Acid	ADJ	04/90	9507		1.0
TOTAL POPULATION SERVED BY SOURCE WATER SYSTEM - - - - -						9507		
LEETON	1010460	JOHNSON		NATL		632	0.9	
TOTAL POPULATION SERVED BY SOURCE WATER SYSTEM - - - - -						632		
LEWIS CO PWSO 1	2024335	LEWIS	NaF	ADJ	07/82	1332		1.0
TOTAL POPULATION SERVED BY SOURCE WATER SYSTEM - - - - -						1332		
LIBERTY	1010466	CLAY	Acid	ADJ	/55	20459		1.0
CLAY CO PWSO 4	1024144	CLAY		CONS		1575		
CLAY CO PWSO 5	1024145	CLAY		CONS		900		
CLAY CO PWSO 7	1024147	CLAY		CONS		200		
MISSOURI CITY	1010532	CLAY		CONS		348		
TOTAL POPULATION SERVED BY SOURCE WATER SYSTEM - - - - -						23482		
LILBOURN	4010468	NEW MADRID	NaF	ADJ	05/82	1378		1.0
TOTAL POPULATION SERVED BY SOURCE WATER SYSTEM - - - - -						1378		
LINCOLN CO PWSO 1	6024340	LINCOLN		NATL		6410	2.0	
TOTAL POPULATION SERVED BY SOURCE WATER SYSTEM - - - - -						6410		
LINN-LIVINGSTON CO PWSO 3	2024350	LIVINGSTON	NaF	ADJ	12/83	873		1.0
TOTAL POPULATION SERVED BY SOURCE WATER SYSTEM - - - - -						873		
LOUISIANA	2010479	PIKE	Acid	ADJ	12/62	3967		1.0
TOTAL POPULATION SERVED BY SOURCE WATER SYSTEM - - - - -						3967		
MACON	2010487	MACON	Acid	ADJ	11/59	5571		1.0
BEVIER	2010881	MACON		CONS		643		
TOTAL POPULATION SERVED BY SOURCE WATER SYSTEM - - - - -						6214		
MACON CO PWSO 1	2024363	MACON	NaF	ADJ	12/82	4920		1.0
TOTAL POPULATION SERVED BY SOURCE WATER SYSTEM - - - - -						4920		
MANSFIELD	5010493	WRIGHT	NaF	ADJ	08/68	1429		1.0
TOTAL POPULATION SERVED BY SOURCE WATER SYSTEM - - - - -						1429		

POPULATION SERVED FLUORIDATED DRINKING WATER BY SOURCE SYSTEM,
CONSECUTIVE SYSTEM, AND COUNTY WITHIN STATE (AS OF 12/31/92)

MISSOURI

WATER SYSTEMS AND CONSECUTIVE SYSTEMS SERVED	EPA ID NO	COUNTY	CHEM USED	STATUS	FLUOR START DATE	POP SERVED	NATURAL SYSTEMS NAT LEVEL	OPT LEVEL
MARBLE HILL	4010496	BOLLINGER	NaF	ADJ	12/79	1447		1.0
TOTAL POPULATION SERVED BY SOURCE WATER SYSTEM - - - - -						1447		
MARCELINE	2010497	LINN	NaF	ADJ	07/63	2645		1.0
TOTAL POPULATION SERVED BY SOURCE WATER SYSTEM - - - - -						2645		
MARSHALL	2010502	SALINE	Acid	ADJ	02/90	13751		1.0
TOTAL POPULATION SERVED BY SOURCE WATER SYSTEM - - - - -						13751		
MARTINSBURG	2010506	AUDRAIN		NATL		337	2.4	
TOTAL POPULATION SERVED BY SOURCE WATER SYSTEM - - - - -						337		
MARYVILLE	1010508	NODAWAY	NaSiF6	ADJ	03/65	10663		1.0
NODAWAY CO PWSD 1	1024428	NODAWAY		CONS		2000		
TOTAL POPULATION SERVED BY SOURCE WATER SYSTEM - - - - -						12663		
MATHEWS	4010509	NEW MADRID	NaF	ADJ	/77	614		1.0
NEW MADRID CO PWSD 4	4024418	NEW MADRID		CONS		600		
TOTAL POPULATION SERVED BY SOURCE WATER SYSTEM - - - - -						1214		
MAYSVILLE	1010510	DE KALB	NaF	ADJ	06/66	1176		1.0
TOTAL POPULATION SERVED BY SOURCE WATER SYSTEM - - - - -						1176		
MEMPHIS	2010513	SCOTLAND	NaF	ADJ	03/80	2094		1.0
TOTAL POPULATION SERVED BY SOURCE WATER SYSTEM - - - - -						2094		
MEXICO	2010519	AUDRAIN		NATL		11290	1.3	
AUDRAIN CO PWSD 1	2024013	AUDRAIN		CONS		1245		
AUDRAIN CO PWSD 2	2024014	AUDRAIN		CONS		1431		
TOTAL POPULATION SERVED BY SOURCE WATER SYSTEM - - - - -						13966		
MIDDLETOWN	6010521	MONTGOMERY		NATL		217	1.7	
TOTAL POPULATION SERVED BY SOURCE WATER SYSTEM - - - - -						217		
MILAN	2010523	SULLIVAN	NaF	ADJ	07/81	1767		1.0
TOTAL POPULATION SERVED BY SOURCE WATER SYSTEM - - - - -						1767		

POPULATION SERVED FLUORIDATED DRINKING WATER BY SOURCE SYSTEM,
CONSECUTIVE SYSTEM, AND COUNTY WITHIN STATE (AS OF 12/31/92)

MISSOURI

WATER SYSTEMS AND CONSECUTIVE SYSTEMS SERVED	EPA ID NO	COUNTY	CHEM USED	STATUS	FLUOR START DATE	POP SERVED	NATURAL SYSTEMS NAT LEVEL	OPT LEVEL
MINDENMINES	5010530	BARTON		NATL		346	1.2	
TOTAL POPULATION SERVED BY SOURCE WATER SYSTEM - - - - -						346		
MINER	4010531	SCOTT	NaF	ADJ	10/80	1218		1.0
TOTAL POPULATION SERVED BY SOURCE WATER SYSTEM - - - - -						1218		
MISSOU. CITIES WC-BELLEAU LAKE	6036010	ST. CHARLES		NATL		220	0.8	
TOTAL POPULATION SERVED BY SOURCE WATER SYSTEM - - - - -						220		
MOBERLY	2010533	RANDOLPH	Acid	ADJ	12/68	12839		1.0
HUNTSVILLE	2010393	RANDOLPH		CONS		1567		
TOTAL POPULATION SERVED BY SOURCE WATER SYSTEM - - - - -						14406		
MOBILE VILLAGE MHP	3048108	BOONE		NATL		315	1.2	
TOTAL POPULATION SERVED BY SOURCE WATER SYSTEM - - - - -						315		
MONROE CITY	2010538	MONROE	NaF	ADJ	/78	2701		1.0
TOTAL POPULATION SERVED BY SOURCE WATER SYSTEM - - - - -						2701		
MONTGOMERY CITY	6010539	MONTGOMERY		NATL		2281	2.0	
TOTAL POPULATION SERVED BY SOURCE WATER SYSTEM - - - - -						2281		
MONTROSE	1010541	HENRY		NATL		440	2.0	
TOTAL POPULATION SERVED BY SOURCE WATER SYSTEM - - - - -						440		
MOREHOUSE	4010543	NEW MADRID	NaF	ADJ	05/85	1068		1.0
TOTAL POPULATION SERVED BY SOURCE WATER SYSTEM - - - - -						1068		
MOSCOW MILLS	6010597	LINCOLN		NATL		924	1.9	
TOTAL POPULATION SERVED BY SOURCE WATER SYSTEM - - - - -						924		
MOUND CITY	1010598	HOLT	NaF	ADJ	00/00	1273		1.0
TOTAL POPULATION SERVED BY SOURCE WATER SYSTEM - - - - -						1273		
NEVADA	5010562	VERNON	Acid	ADJ	00/00	8597		1.0
VERNON CO CONS PWS 1	5024618	VERNON		CONS		3836		
TOTAL POPULATION SERVED BY SOURCE WATER SYSTEM - - - - -						12433		

POPULATION SERVED FLUORIDATED DRINKING WATER BY SOURCE SYSTEM,
CONSECUTIVE SYSTEM, AND COUNTY WITHIN STATE (AS OF 12/31/92)

MISSOURI

WATER SYSTEMS AND CONSECUTIVE SYSTEMS SERVED	EPA ID NO	COUNTY	CHEM USED	STATUS	FLUOR START DATE	POP SERVED	NATURAL NAT LEVEL	SYSTEMS OPT LEVEL
NEW FLORENCE	6010565	MONTGOMERY		NATL		801	2.0	
TOTAL POPULATION SERVED BY SOURCE WATER SYSTEM - - - - -						801		
NEW FRANKLIN	2010566	HOWARD	NaF	ADJ	02/91	1230		1.0
TOTAL POPULATION SERVED BY SOURCE WATER SYSTEM - - - - -						1230		
NEW LONDON	2010569	RALLS	NaF	ADJ	/71	988		1.0
TOTAL POPULATION SERVED BY SOURCE WATER SYSTEM - - - - -						988		
NEW MADRID	4010570	NEW MADRID	NaF	ADJ	/77	3350		1.0
TOTAL POPULATION SERVED BY SOURCE WATER SYSTEM - - - - -						3350		
NIXA	5010576	CHRISTIAN	NaF	ADJ	/77	4707		1.0
TOTAL POPULATION SERVED BY SOURCE WATER SYSTEM - - - - -						4707		
NOEL	5010577	MCDONALD		NATL		1169	1.2	
TOTAL POPULATION SERVED BY SOURCE WATER SYSTEM - - - - -						1169		
O'FALLON	6010588	ST. CHARLES		NATL		18698	1.3	
TOTAL POPULATION SERVED BY SOURCE WATER SYSTEM - - - - -						18698		
OREGON	1010605	HOLT	NaF	ADJ	04/80	935		1.0
TOTAL POPULATION SERVED BY SOURCE WATER SYSTEM - - - - -						935		
OSCEOLA	5010612	ST. CLAIR	NaF	ADJ	10/89	850		1.0
TOTAL POPULATION SERVED BY SOURCE WATER SYSTEM - - - - -						850		
PALMYRA	2010623	MARION	Acid	ADJ	04/80	3371		1.0
MARION CO PWS NO 1	2024377	MARION		CONS		600		
TOTAL POPULATION SERVED BY SOURCE WATER SYSTEM - - - - -						3971		
PARIS	2010624	MONROE	Acid	ADJ	05/82	1486		1.0
TOTAL POPULATION SERVED BY SOURCE WATER SYSTEM - - - - -						1486		
PEMISCOT CO PWS NO 1	4024448	PEMISCOT	NaF	ADJ	00/00	7000		1.0
TOTAL POPULATION SERVED BY SOURCE WATER SYSTEM - - - - -						7000		

POPULATION SERVED FLUORIDATED DRINKING WATER BY SOURCE SYSTEM,
CONSECUTIVE SYSTEM, AND COUNTY WITHIN STATE (AS OF 12/31/92)

MISSOURI

WATER SYSTEMS AND CONSECUTIVE SYSTEMS SERVED	EPA ID NO	COUNTY	CHEM USED	STATUS	FLUOR START DATE	POP SERVED	NATURAL SYSTEMS NAT LEVEL	OPT LEVEL
PERRY	2010635	RALLS	NaF	ADJ	03/83	711		1.0
TOTAL POPULATION SERVED BY SOURCE WATER SYSTEM - - - - -						711		
PERRY CO PWS 1	4024455	PERRY	NaF	ADJ	05/81	1800		1.0
TOTAL POPULATION SERVED BY SOURCE WATER SYSTEM - - - - -						1800		
PERRY CO PWS 2	4024456	PERRY	NaF	ADJ	01/83	600		1.0
TOTAL POPULATION SERVED BY SOURCE WATER SYSTEM - - - - -						600		
PERRYVILLE	4010636	PERRY	Acid	ADJ	09/59	6933		1.0
TOTAL POPULATION SERVED BY SOURCE WATER SYSTEM - - - - -						6933		
PEVELY	6010638	JEFFERSON	NaF	ADJ	06/88	2831		1.0
TOTAL POPULATION SERVED BY SOURCE WATER SYSTEM - - - - -						2831		
PIEDMONT	4010640	WAYNE	Acid	ADJ	11/81	2166		1.0
TOTAL POPULATION SERVED BY SOURCE WATER SYSTEM - - - - -						2166		
PILOT KNOB	4010643	IRON		NATL		783	1.0	
TOTAL POPULATION SERVED BY SOURCE WATER SYSTEM - - - - -						783		
PLATTE CITY	1010646	PLATTE	NaF	ADJ	06/58	2947		1.0
TOTAL POPULATION SERVED BY SOURCE WATER SYSTEM - - - - -						2947		
PLATTE CO PWS C-1	1024479	PLATTE	NaF	ADJ	01/80	2300		1.0
TOTAL POPULATION SERVED BY SOURCE WATER SYSTEM - - - - -						2300		
PLATTSBURG	1010648	CLINTON	Acid	ADJ	10/60	2248		1.0
CLINTON CO PWS 2	1024154	CLINTON		CONS		560		
EDGERTON	1010237	CLINTON		CONS		565		
TURNER	1050961	CLINTON		CONS		155		
TOTAL POPULATION SERVED BY SOURCE WATER SYSTEM - - - - -						3528		
POPLAR BLUFF	4010656	BUTLER	NaSiF6	ADJ	12/70	17000		1.0
TOTAL POPULATION SERVED BY SOURCE WATER SYSTEM - - - - -						17000		
PRINCETON	2010664	MERCER	NaF	ADJ	03/80	1021		1.0
MERCER CO PWS 1-WEST	2024382	MERCER		CONS		504		
TOTAL POPULATION SERVED BY SOURCE WATER SYSTEM - - - - -						1525		

POPULATION SERVED FLUORIDATED DRINKING WATER BY SOURCE SYSTEM,
CONSECUTIVE SYSTEM, AND COUNTY WITHIN STATE (AS OF 12/31/92)

MISSOURI

WATER SYSTEMS AND CONSECUTIVE SYSTEMS SERVED	EPA ID NO	COUNTY	CHEM USED	STATUS	FLUOR START DATE	POP SERVED	NATURAL SYSTEMS NAT LEVEL	OPT LEVEL
PULASKI CO PWS 1	3024490	PULASKI	NaF	ADJ	09/81	2300		1.0
TOTAL POPULATION SERVED BY SOURCE WATER SYSTEM - - - - -						2300		
RATHBUN RWA, IA	0400900	APPANOOSE	Acid	ADJ	05/79	0		1.0
MERCER CO PWS 1-EAST	2024383	MERCER		CONS		1004		
TOTAL POPULATION SERVED BY SOURCE WATER SYSTEM - - - - -						1004		
REPUBLIC	5010681	GREENE	NaF	ADJ	08/79	6292		1.0
TOTAL POPULATION SERVED BY SOURCE WATER SYSTEM - - - - -						6292		
REYNOLDS CO PWS 1	4024516	REYNOLDS		NATL		250	1.1	
TOTAL POPULATION SERVED BY SOURCE WATER SYSTEM - - - - -						250		
RICH HILL	1010682	BATES		NATL		1317	1.0	
TOTAL POPULATION SERVED BY SOURCE WATER SYSTEM - - - - -						1317		
RICHLAND	3010684	PULASKI	NaF	ADJ	05/54	2029		1.0
TOTAL POPULATION SERVED BY SOURCE WATER SYSTEM - - - - -						2029		
ROCHEPORT	3010694	BOONE		NATL		255	0.7	
TOTAL POPULATION SERVED BY SOURCE WATER SYSTEM - - - - -						255		
ROLLA	3010700	PHELPS	Acid	ADJ	11/68	14090		1.0
TOTAL POPULATION SERVED BY SOURCE WATER SYSTEM - - - - -						14090		
RUSH HILL	2010704	AUDRAIN		NATL		121	1.2	
TOTAL POPULATION SERVED BY SOURCE WATER SYSTEM - - - - -						121		
SALISBURY	2010722	CHARITON	NaF	ADJ	08/61	1881		1.0
TOTAL POPULATION SERVED BY SOURCE WATER SYSTEM - - - - -						1881		
SARCOXIE	5010723	JASPER	NaF	ADJ	11/58	1330		1.0
TOTAL POPULATION SERVED BY SOURCE WATER SYSTEM - - - - -						1330		
SAVANNAH	1010724	ANDREW	Acid	ADJ	05/63	4361		1.0
TOTAL POPULATION SERVED BY SOURCE WATER SYSTEM - - - - -						4361		

POPULATION SERVED FLUORIDATED DRINKING WATER BY SOURCE SYSTEM,
CONSECUTIVE SYSTEM, AND COUNTY WITHIN STATE (AS OF 12/31/92)

MISSOURI

WATER SYSTEMS AND CONSECUTIVE SYSTEMS SERVED	EPA ID NO	COUNTY	CHEM USED	STATUS	FLUOR START DATE	POP SERVED	NATURAL NAT LEVEL	SYSTEMS OPT LEVEL
SHELL CITY	5010725	VERNON			NATL	292	1.0	
TOTAL POPULATION SERVED BY SOURCE WATER SYSTEM - - - - -						292		
SCHUYLER CO. PWS NO 1	2024559	SCHUYLER	NaF	ADJ	10/88	1266		1.0
TOTAL POPULATION SERVED BY SOURCE WATER SYSTEM - - - - -						1266		
SCOTT CITY	4010726	CAPE GIRARDEAU	Acid	ADJ	06/87	4292		1.0
TOTAL POPULATION SERVED BY SOURCE WATER SYSTEM - - - - -						4292		
SEDALIA	3010728	PETTIS	NaSiF6	ADJ	10/77	19800		1.0
TOTAL POPULATION SERVED BY SOURCE WATER SYSTEM - - - - -						19800		
SHELBINA	2010736	SHELBY	Acid	ADJ	00/00	2172		1.0
TOTAL POPULATION SERVED BY SOURCE WATER SYSTEM - - - - -						2172		
SIKESTON	4010743	SCOTT	Acid	ADJ	/56	17641		1.0
TOTAL POPULATION SERVED BY SOURCE WATER SYSTEM - - - - -						17641		
SLATER	2010745	SALINE	NaF	ADJ	09/56	2186		1.0
GILLIAM	2010305	SALINE		CONS		212		
SALINE CO PWS NO 2	2024556	SALINE		CONS		891		
TOTAL POPULATION SERVED BY SOURCE WATER SYSTEM - - - - -						3289		
SMITHVILLE	1010748	PLATTE	NaF	ADJ	09/78	2525		1.0
PLATTE CO PWS NO 8	1024482	PLATTE		CONS		640		
PLATTE CO PWS NO 9	1024483	PLATTE		CONS		1120		
TOTAL POPULATION SERVED BY SOURCE WATER SYSTEM - - - - -						4285		
SOUTHSIDE MHP	3048015	BOONE			NATL	250	1.3	
TOTAL POPULATION SERVED BY SOURCE WATER SYSTEM - - - - -						250		
SPRINGFIELD	5010754	GREENE	Acid	ADJ	08/83	140494		1.0
TOTAL POPULATION SERVED BY SOURCE WATER SYSTEM - - - - -						140494		
ST CHARLES PWS NO 1	6024528	ST. CHARLES			NATL	1100	1.4	
NEW MELLE	6050571	ST. CHARLES			CONS	486		
TOTAL POPULATION SERVED BY SOURCE WATER SYSTEM - - - - -						1586		

POPULATION SERVED FLUORIDATED DRINKING WATER BY SOURCE SYSTEM,
CONSECUTIVE SYSTEM, AND COUNTY WITHIN STATE (AS OF 12/31/92)

MISSOURI

WATER SYSTEMS AND CONSECUTIVE SYSTEMS SERVED	EPA ID NO	COUNTY	CHEM USED	STATUS	FLUOR START DATE	POP SERVED	NATURAL SYSTEMS NAT LEVEL	OPT LEVEL
ST JUDE SUBD	6036002	ST. CHARLES			NATL	80	0.8	
TOTAL POPULATION SERVED BY SOURCE WATER SYSTEM - - - - -						80		
ST LOUIS	6010715	ST. LOUIS	Acid	ADJ	09/55	396685		1.0
WEBSTER GROVES	6010845	ST. LOUIS		CONS		22987		
TOTAL POPULATION SERVED BY SOURCE WATER SYSTEM - - - - -						419672		
ST LOUIS COUNTY	6010911	ST. LOUIS	Acid	ADJ	01/63	1000000		1.0
FLORISSANT	6010282	ST. LOUIS		CONS		51206		
JEFFERSON CO PWSO 1	6024292	JEFFERSON		CONS		17000		
JEFFERSON CO PWSO 10	6024302	JEFFERSON		CONS		5000		
JEFFERSON CO PWSO 3	6024294	JEFFERSON		CONS		8400		
ST LOUIS CO PWSO 1	6024548	ST. LOUIS		CONS		1800		
ST LOUIS CO PWSO 2	6024549	ST. LOUIS		CONS		530		
TOTAL POPULATION SERVED BY SOURCE WATER SYSTEM - - - - -						1083936		
ST PETERS	6010719	ST. CHARLES	Acid	ADJ	09/82	45779		1.0
TOTAL POPULATION SERVED BY SOURCE WATER SYSTEM - - - - -						45779		
ST ROBERT	3010729	PULASKI	NaF	ADJ	05/82	1730		1.0
TOTAL POPULATION SERVED BY SOURCE WATER SYSTEM - - - - -						1730		
ST. JAMES	3010712	PHELPS	NaF	ADJ	00/00	3256		1.0
TOTAL POPULATION SERVED BY SOURCE WATER SYSTEM - - - - -						3256		
ST. JOSEPH	1010714	BUCHANAN	NaF	ADJ	07/89	77000		1.0
ANDREW CO PWSO NO 1	1024004	ANDREW		CONS		2000		
ANDREW CO PWSO NO 2	1024005	ANDREW		CONS		2700		
BUCHANAN CO PWSO #2	1024065	BUCHANAN		CONS		5097		
TOTAL POPULATION SERVED BY SOURCE WATER SYSTEM - - - - -						86797		
STANBERRY	1010755	GENTRY	NaF	ADJ	03/82	1310		1.0
TOTAL POPULATION SERVED BY SOURCE WATER SYSTEM - - - - -						1310		
STE GENEVIEVE	4010710	STE. GENEVIEVE	NaF	ADJ	10/80	4400		1.0
TOTAL POPULATION SERVED BY SOURCE WATER SYSTEM - - - - -						4400		
STEELE	4010758	PEMISCOT	NaF	ADJ	09/80	2395		1.0
TOTAL POPULATION SERVED BY SOURCE WATER SYSTEM - - - - -						2395		

POPULATION SERVED FLUORIDATED DRINKING WATER BY SOURCE SYSTEM,
CONSECUTIVE SYSTEM, AND COUNTY WITHIN STATE (AS OF 12/31/92)

MISSOURI

WATER SYSTEMS AND CONSECUTIVE SYSTEMS SERVED	EPA ID NO	COUNTY	CHEM USED	STATUS	FLUOR START DATE	POP SERVED	NATURAL SYSTEMS NAT LEVEL	OPT LEVEL
STOCKTON	5010763	CEDAR	NaF	ADJ	06/80	1579		1.0
TOTAL POPULATION SERVED BY SOURCE WATER SYSTEM - - - - -						1579		
STODDARD CO PWS 1	4024581	STODDARD	NaF	ADJ	08/85	2000		1.0
TOTAL POPULATION SERVED BY SOURCE WATER SYSTEM - - - - -						2000		
STONEGATE MHP	3048005	BOONE		NATL		260	1.2	
TOTAL POPULATION SERVED BY SOURCE WATER SYSTEM - - - - -						260		
SWEET SPRINGS	2010780	SALINE	NaF	ADJ	12/79	1716		1.0
TOTAL POPULATION SERVED BY SOURCE WATER SYSTEM - - - - -						1716		
TRENTON	2010796	GRUNDY	NaF	ADJ	10/66	6129		1.0
GRUNDY CO PWS 1 -DUNLAP	2024239	ST. LOUIS		CONS		825		
GRUNDY CO PWS 1 -EDINBURG	2024237	ST. LOUIS		CONS		1440		
GRUNDY CO PWS 1 -SPICKARD	2024238	ST. LOUIS		CONS		630		
GRUNDY CO PWS 1 -TINDALL	2024236	ST. LOUIS		CONS		300		
TOTAL POPULATION SERVED BY SOURCE WATER SYSTEM - - - - -						9324		
TROY	6010798	LINCOLN		NATL		3811	2.3	
TOTAL POPULATION SERVED BY SOURCE WATER SYSTEM - - - - -						3811		
UNION	6010801	FRANKLIN	NaF	ADJ	/73	5909		1.0
TOTAL POPULATION SERVED BY SOURCE WATER SYSTEM - - - - -						5909		
UNIONVILLE	2010804	PUTNAM	NaF	ADJ	03/64	1989		1.0
LAKE THUNDERHEAD	2036165	PUTNAM		CONS		100		
PUTNAM CO PWS 1	2024495	PUTNAM		CONS		1446		
TOTAL POPULATION SERVED BY SOURCE WATER SYSTEM - - - - -						3535		
UNIVER. OF MISSOURI-COLUMBIA	3069001	BOONE		NATL		11100	1.3	
TOTAL POPULATION SERVED BY SOURCE WATER SYSTEM - - - - -						11100		
URICH	1010808	HENRY		NATL		498	3.8	
TOTAL POPULATION SERVED BY SOURCE WATER SYSTEM - - - - -						498		
VAN BUREN	4010811	CARTER	NaF	ADJ	09/80	893		1.0

POPULATION SERVED FLUORIDATED DRINKING WATER BY SOURCE SYSTEM,
CONSECUTIVE SYSTEM, AND COUNTY WITHIN STATE (AS OF 12/31/92)

MISSOURI

WATER SYSTEMS AND CONSECUTIVE SYSTEMS SERVED	EPA ID NO	COUNTY	CHEM USED	STATUS	FLUOR START DATE	POP SERVED	NATURAL SYSTEMS NAT LEVEL	OPT LEVEL
DEER RUN SUBD	4036194	CARTER		CONS		150		
TOTAL POPULATION SERVED BY SOURCE WATER SYSTEM - - - - -						1043		
VANDALIA	2010812	AUDRAIN	NaF	ADJ	02/82	2683		1.0
TOTAL POPULATION SERVED BY SOURCE WATER SYSTEM - - - - -						2683		
VERNON CO PWS 1	5024616	VERNON		NATL		610	2.3	
TOTAL POPULATION SERVED BY SOURCE WATER SYSTEM - - - - -						610		
VERSAILLES	3010819	MORGAN	NaF	ADJ	08/81	2365		1.0
TOTAL POPULATION SERVED BY SOURCE WATER SYSTEM - - - - -						2365		
WALNUT HILLS MHP	3048007	BOONE		NATL		168	0.8	
TOTAL POPULATION SERVED BY SOURCE WATER SYSTEM - - - - -						168		
WARRENSBURG	1010833	JOHNSON		NATL		15244	0.7	
JOHNSON CO PWS 1	1024309	JOHNSON		CONS		1680		
CENTERVIEW	1010150	JOHNSON		CONS		214		
TOTAL POPULATION SERVED BY SOURCE WATER SYSTEM - - - - -						17138		
WARRENTON	6010834	WARREN		NATL		3564	1.4	
TOTAL POPULATION SERVED BY SOURCE WATER SYSTEM - - - - -						3564		
WARSAW	3010839	BENTON	NaF	ADJ	08/82	1696		1.0
TOTAL POPULATION SERVED BY SOURCE WATER SYSTEM - - - - -						1696		
WAYNESVILLE	3010841	PULASKI	NaF	ADJ	02/82	3207		1.0
TOTAL POPULATION SERVED BY SOURCE WATER SYSTEM - - - - -						3207		
WELDON SPRINGS HEIGHTS	6010919	ST CHARLES		NATL		82	1.1	
TOTAL POPULATION SERVED BY SOURCE WATER SYSTEM - - - - -						82		
WELLSVILLE	6010848	MONTGOMERY	NaF	ADJ	12/84	1430		1.0
TOTAL POPULATION SERVED BY SOURCE WATER SYSTEM - - - - -						1430		
WENTZVILLE	6010849	ST. CHARLES		NATL		5088	1.0	
TOTAL POPULATION SERVED BY SOURCE WATER SYSTEM - - - - -						5088		

POPULATION SERVED FLUORIDATED DRINKING WATER BY SOURCE SYSTEM,
CONSECUTIVE SYSTEM, AND COUNTY WITHIN STATE (AS OF 12/31/92)

MISSOURI

WATER SYSTEMS AND CONSECUTIVE SYSTEMS SERVED	EPA ID NO	COUNTY	CHEM USED	STATUS	FLUOR START DATE	POP SERVED	NATURAL SYSTEMS NAT LEVEL	OPT LEVEL
WHITEMAN AFB	1079501	PETTIS		NATL		4000	0.7	
TOTAL POPULATION SERVED BY SOURCE WATER SYSTEM - - - - -						4000		
WINEGARS TEAL BEND	3036121	BENTON		NATL		180	1.0	
TOTAL POPULATION SERVED BY SOURCE WATER SYSTEM - - - - -						180		
WINFIELD	6010866	LINCOLN	NaF	ADJ	04/81	672		1.0
TOTAL POPULATION SERVED BY SOURCE WATER SYSTEM - - - - -						672		
WRIGHT CITY	6010874	WARREN		NATL		1200	1.5	
TOTAL POPULATION SERVED BY SOURCE WATER SYSTEM - - - - -						1200		
WYACONDA	2010875	CLARK	NaF	ADJ	08/80	347		1.0
TOTAL POPULATION SERVED BY SOURCE WATER SYSTEM - - - - -						347		

STATE SUMMARY DATA AS OF 12/31/92

MONTANA

SYSTEM SIZE CLASSIFICATION

	FLUORIDATED SYSTEMS		PUBLIC WATER SYSTEMS	
	NUMBER OF SYSTEMS	TOTAL POPULATION	NUMBER OF SYSTEMS	TOTAL POPULATION
=<1,000	142	27,352	573	67,000
1,001-5,000	11	23,914	104	162,000
5,001-10,000	3	20,085	9	63,000
10,001-50,000	1	22,660	6	146,000
50,001-100,000	1	55,097	2	136,000
>100,000	0	0	0	0
TOTAL	158	149,108	694	575,000

FLUORIDATED SYSTEM CLASSIFICATION

	NUMBER	POPULATION	PERCENTAGE (POP.)
ADJUSTED	25	50,830	34.1
CONSECUTIVE	22	15,293	10.3
NATURAL	111	82,985	55.7
TOTAL	157	149,108	

SCHOOLS, INDIAN AND MILITARY SYSTEMS

	ADJUSTED		NATURAL	
	NUMBER	POP.	NUMBER	POP.
TOTAL SCHOOLS	0	0	0	0
INDIAN SYSTEMS	22	6,904	20	5,579
INDIAN SCHOOLS	0	0	0	0
MILITARY SYSTEMS	0	0	1	5,938

CHEMICAL USAGE OF FLUORIDATING SYSTEMS

	NUMBER	POPULATION
SODIUM FLUORIDE	27	15,228
SODIUM SILICOFLUORIDE	11	37,867
HYDROFLUOSILICIC ACID	0	0

POPULATION SERVED FLUORIDATED DRINKING WATER BY SOURCE SYSTEM,
CONSECUTIVE SYSTEM, AND COUNTY WITHIN STATE (AS OF 12/31/92)

MONTANA

WATER SYSTEMS AND CONSECUTIVE SYSTEMS SERVED	EPA ID NO	COUNTY	CHEM USED	STATUS	FLUOR START DATE	POP SERVED	NATURAL NAT LEVEL	SYSTEMS OPT LEVEL
ALDRICH SPRINGS	0000968	TETON			NATL	92	0.7	
	TOTAL POPULATION SERVED BY SOURCE WATER SYSTEM - - - - -					92		
ALTA TC	0000139	CUSTER			NATL	60	2.7	
	TOTAL POPULATION SERVED BY SOURCE WATER SYSTEM - - - - -					60		
ASHLAND	0000458	ROSEBUD			NATL	300	3.2	
	TOTAL POPULATION SERVED BY SOURCE WATER SYSTEM - - - - -					300		
ASHLAND HOUSING	3090061	ROSEBUD			NATL	136	1.4	
	TOTAL POPULATION SERVED BY SOURCE WATER SYSTEM - - - - -					136		
AYERS HUTTERITE COLONY	0000413	FERGUS			NATL	60	2.0	
	TOTAL POPULATION SERVED BY SOURCE WATER SYSTEM - - - - -					60		
BABB	3090001	GLACIER	NaF	ADJ	05/87	82		1.2
	TOTAL POPULATION SERVED BY SOURCE WATER SYSTEM - - - - -					82		
BILL'S TRAILER VILLA	0000551	CUSTER			NATL	20	2.7	
	TOTAL POPULATION SERVED BY SOURCE WATER SYSTEM - - - - -					20		
BIRCH CREEK COLONY	0001781	PONDERA			NATL	130	1.1	
	TOTAL POPULATION SERVED BY SOURCE WATER SYSTEM - - - - -					130		
BIRNEY	3090062	ROSEBUD			NATL	112	1.0	
	TOTAL POPULATION SERVED BY SOURCE WATER SYSTEM - - - - -					112		
BITTERROOT MEADOWS	0003146	MISSOULA			NATL	100	1.1	
	TOTAL POPULATION SERVED BY SOURCE WATER SYSTEM - - - - -					100		
BITTERROOT TC	0003404	HILL			NATL	40	0.9	
	TOTAL POPULATION SERVED BY SOURCE WATER SYSTEM - - - - -					40		
BLACKFOOT	3090002	GLACIER			NATL	76	0.3	
	TOTAL POPULATION SERVED BY SOURCE WATER SYSTEM - - - - -					76		
BLUE SKY HEIGHTS WU	0000030	JEFFERSON			NATL	300	1.0	
	TOTAL POPULATION SERVED BY SOURCE WATER SYSTEM - - - - -					300		

POPULATION SERVED FLUORIDATED DRINKING WATER BY SOURCE SYSTEM,
CONSECUTIVE SYSTEM, AND COUNTY WITHIN STATE (AS OF 12/31/92)

MONTANA

WATER SYSTEMS AND CONSECUTIVE SYSTEMS SERVED	EPA ID NO	COUNTY	CHEM USED	STATUS	FLUOR START DATE	POP SERVED	NATURAL SYSTEMS NAT LEVEL	OPT LEVEL
BOMPART TC	0002947	JEFFERSON			NATL	50	7.3	
TOTAL POPULATION SERVED BY SOURCE WATER SYSTEM - - - - -						50		
BOX ELDER	3090072	HILL	NaF	ADJ	10/72	202	1.1	
TOTAL POPULATION SERVED BY SOURCE WATER SYSTEM - - - - -						202		
BOZEMAN	0000161	GALLATIN	NaSif6	ADJ	07/53	22660	1.0	
CULLIGAN WATER BOZEMAN	0003413	GALLATIN		CONS		50		
TOTAL POPULATION SERVED BY SOURCE WATER SYSTEM - - - - -						22710		
BRIDGER PINES ASSOC.	0001787	GALLATIN			NATL	40	2.5	
TOTAL POPULATION SERVED BY SOURCE WATER SYSTEM - - - - -						40		
BROADVIEW	0000167	YELLOWSTONE			NATL	133	1.0	
TOTAL POPULATION SERVED BY SOURCE WATER SYSTEM - - - - -						133		
BROWNING	3000169	GLACIER	NaF	ADJ	11/86	1170	1.2	
GLACIER HOMES	3090004	GLACIER		CONS		647		
LAST STAR	3090006	GLACIER		CONS		215		
TOTAL POPULATION SERVED BY SOURCE WATER SYSTEM - - - - -						2032		
BUSBY	3090063	BIG HORN	NaF	ADJ	07/87	445	1.1	
TOTAL POPULATION SERVED BY SOURCE WATER SYSTEM - - - - -						445		
CARTER	0000520	CHOUTEAU			NATL	170	1.0	
TOTAL POPULATION SERVED BY SOURCE WATER SYSTEM - - - - -						170		
CASCADE	0000171	CASCADE			NATL	729	0.8	
TOTAL POPULATION SERVED BY SOURCE WATER SYSTEM - - - - -						729		
CIRCLE	0000176	MCCONE			NATL	805	5.5	
TOTAL POPULATION SERVED BY SOURCE WATER SYSTEM - - - - -						805		
CLARICE PAUL	3090021	LAKE			NATL	68	0.1	
TOTAL POPULATION SERVED BY SOURCE WATER SYSTEM - - - - -						68		

MONTANA

561

POPULATION SERVED FLUORIDATED DRINKING WATER BY SOURCE SYSTEM,
CONSECUTIVE SYSTEM, AND COUNTY WITHIN STATE (AS OF 12/31/92)

MONTANA

WATER SYSTEMS AND CONSECUTIVE SYSTEMS SERVED	EPA ID NO	COUNTY	CHEM USED	STATUS	FLUOR START DATE	POP SERVED	NATURAL SYSTEMS NAT LEVEL	OPT LEVEL
ELMO	3090024	LAKE			NATL	268	0.0	
TOTAL POPULATION SERVED BY SOURCE WATER SYSTEM - - - - -						268		
ENNIS	0000208	MADISON			NATL	773	1.0	
TOTAL POPULATION SERVED BY SOURCE WATER SYSTEM - - - - -						773		
EVARO	3090025	MISSOULA			NATL	86	0.2	
TOTAL POPULATION SERVED BY SOURCE WATER SYSTEM - - - - -						86		
FAIRVIEW	0000213	RICHLAND			NATL	869	2.4	
TOTAL POPULATION SERVED BY SOURCE WATER SYSTEM - - - - -						869		
FOREST PARK WJA	0000591	JEFFERSON			NATL	235	2.3	
TOTAL POPULATION SERVED BY SOURCE WATER SYSTEM - - - - -						235		
FORT BELKNAP AGENCY	3090041	BLAINE	NaF	ADJ	09/53	1484		1.1
TOTAL POPULATION SERVED BY SOURCE WATER SYSTEM - - - - -						1484		
FORT KIPP	3090052	ROOSEVELT	NaF	ADJ	09/80	152		1.2
TOTAL POPULATION SERVED BY SOURCE WATER SYSTEM - - - - -						152		
FORT PECK	0000218	VALLEY			NATL	325	0.8	
TOTAL POPULATION SERVED BY SOURCE WATER SYSTEM - - - - -						325		
FOUR CORNERS MHP	0000798	GALLATIN			NATL	100	0.8	
TOTAL POPULATION SERVED BY SOURCE WATER SYSTEM - - - - -						100		
FRAZER	3000220	VALLEY	NaF	ADJ	09/80	537		1.2
TOTAL POPULATION SERVED BY SOURCE WATER SYSTEM - - - - -						537		
FROMBERG	0000222	CARBON			NATL	370	0.7	
TOTAL POPULATION SERVED BY SOURCE WATER SYSTEM - - - - -						370		
FRONTIER TC	0000038	PARK			NATL	75	1.5	
TOTAL POPULATION SERVED BY SOURCE WATER SYSTEM - - - - -						75		

POPULATION SERVED FLUORIDATED DRINKING WATER BY SOURCE SYSTEM,
CONSECUTIVE SYSTEM, AND COUNTY WITHIN STATE (AS OF 12/31/92)

MONTANA

WATER SYSTEMS AND CONSECUTIVE SYSTEMS SERVED	EPA ID NO	COUNTY	CHEM USED	STATUS	FLUOR START DATE	POP SERVED	NATURAL SYSTEMS NAT LEVEL	OPT LEVEL
GLASGOW	0000415	VALLEY		NATL		3572	0.8	
GLASGOW WATER CONDITIONING	0003401	VALLEY		CONS		4500		
TOTAL POPULATION SERVED BY SOURCE WATER SYSTEM - - - - -						8072		
GORE HILL CO WATER DIST	0000232	CASCADE		NATL		400	2.2	
TOTAL POPULATION SERVED BY SOURCE WATER SYSTEM - - - - -						400		
GREAT FALLS	0000525	CASCADE		NATL		55097	1.1	
BLACK EAGLE	0000157	CASCADE		CONS		1400		
CULLIGAN WATER GREAT FALLS	0002630	CASCADE		CONS		25		
M&K WATER SERVICE	0003551	CASCADE		CONS		100		
MALMSTROM AFB	0000515	CASCADE		CONS		5938		
PRAIRE WATER CO.	0003539	CASCADE		CONS		350		
TOTAL POPULATION SERVED BY SOURCE WATER SYSTEM - - - - -						62910		
HANGMAN'S TREE WUA	0000128	JEFFERSON		NATL		130	3.1	
TOTAL POPULATION SERVED BY SOURCE WATER SYSTEM - - - - -						130		
HARDIN	0000235	BIG HORN	NaF	ADJ	11/73	2940		1.0
ARDELL ANDERSON WATER HAULER	0003590	BIG HORN		CONS		25		
TOTAL POPULATION SERVED BY SOURCE WATER SYSTEM - - - - -						2965		
HARLOWTON	0000240	WHEATLAND		NATL		1049	1.1	
TOTAL POPULATION SERVED BY SOURCE WATER SYSTEM - - - - -						1049		
HEART BUTTE	3090005	PONDERA	NaF	ADJ	09/80	270		1.2
TOTAL POPULATION SERVED BY SOURCE WATER SYSTEM - - - - -						270		
HIGHLAND MHP	0000408	DAWSON		NATL		5	0.8	
TOTAL POPULATION SERVED BY SOURCE WATER SYSTEM - - - - -						5		
HIGHLAND PARK UTIL ASSOC	0000570	DAWSON		NATL		450	4.2	
TOTAL POPULATION SERVED BY SOURCE WATER SYSTEM - - - - -						450		
HILLBROOK NURSING HOME	0000618	JEFFERSON		NATL		67	0.9	
TOTAL POPULATION SERVED BY SOURCE WATER SYSTEM - - - - -						67		
HILLCREST TC	0000409	DAWSON		NATL		60	1.3	
TOTAL POPULATION SERVED BY SOURCE WATER SYSTEM - - - - -						60		

POPULATION SERVED FLUORIDATED DRINKING WATER BY SOURCE SYSTEM,
CONSECUTIVE SYSTEM, AND COUNTY WITHIN STATE (AS OF 12/31/92)

MONTANA

WATER SYSTEMS AND CONSECUTIVE SYSTEMS SERVED	EPA ID NO	COUNTY	CHEM USED	STATUS	FLUOR START DATE	POP SERVED	NATURAL SYSTEMS NAT LEVEL	OPT LEVEL
HILLTOP ESTATES	0000389	RICHLAND			NATL	125	0.8	
TOTAL POPULATION SERVED BY SOURCE WATER SYSTEM - - - - -						125		
HOMESTEAD ACRES	0000526	CASCADE			NATL	300	1.4	
TOTAL POPULATION SERVED BY SOURCE WATER SYSTEM - - - - -						300		
HOT SPRINGS	3000251	SANDERS			NATL	411	1.5	
TOTAL POPULATION SERVED BY SOURCE WATER SYSTEM - - - - -						411		
INGOMAR WATER DISTRICT	0003078	ROSEBUD			NATL	20	1.9	
TOTAL POPULATION SERVED BY SOURCE WATER SYSTEM - - - - -						20		
JACKSON	0002590	BEAVERHEAD			NATL	25	1.9	
TOTAL POPULATION SERVED BY SOURCE WATER SYSTEM - - - - -						25		
JENNY GRAY	3090042	BLAINE			NATL	27	0.3	
TOTAL POPULATION SERVED BY SOURCE WATER SYSTEM - - - - -						27		
JOCKO HOMESITES	3090027	LAKE			NATL	224	0.0	
TOTAL POPULATION SERVED BY SOURCE WATER SYSTEM - - - - -						224		
JORDON	0000257	GARFIELD			NATL	494	0.8	
TOTAL POPULATION SERVED BY SOURCE WATER SYSTEM - - - - -						494		
LAMBERT	0000269	RICHLAND			NATL	150	4.5	
TOTAL POPULATION SERVED BY SOURCE WATER SYSTEM - - - - -						150		
LAME DEER	3090064	ROSEBUD			NATL	2350	0.8	
TOTAL POPULATION SERVED BY SOURCE WATER SYSTEM - - - - -						2350		
LAUREL	0000270	YELLOWSTONE	NaSiF6	ADJ	11/58	5686		1.0
CULLIGAN WATE LAUREL	0003473	YELLOWSTONE		CONS		25		
CUSTER CO WS	0003041	YELLOWSTONE		CONS		420		
FOX WATER SERV.	0002895	YELLOWSTONE		CONS		25		
TOTAL POPULATION SERVED BY SOURCE WATER SYSTEM - - - - -						6156		

POPULATION SERVED FLUORIDATED DRINKING WATER BY SOURCE SYSTEM,
CONSECUTIVE SYSTEM, AND COUNTY WITHIN STATE (AS OF 12/31/92)

MONTANA

WATER SYSTEMS AND CONSECUTIVE SYSTEMS SERVED	EPA ID NO	COUNTY	CHEM USED	STATUS	FLUOR START DATE	POP SERVED	NATURAL SYSTEMS NAT LEVEL	OPT LEVEL
LEWISTOWN DEERFIELD COLONY	0000431	MEAGHER			NATL	44	0.8	
TOTAL POPULATION SERVED BY SOURCE WATER SYSTEM - - - - -						44		
LODGE POLE	3090047	BLAINE	NaF	ADJ	00/00	47		1.1
TOTAL POPULATION SERVED BY SOURCE WATER SYSTEM - - - - -						47		
LOMA CO. WATER DISTRICT	0002669	CHOUTEAU			NATL	400	0.8	
TOTAL POPULATION SERVED BY SOURCE WATER SYSTEM - - - - -						400		
MILES CITY	0000291	CUSTER	NaSiF6	ADJ	07/55	8461		1.0
CARBON HILLS ENTERPRISES	0002744	CUSTER		CONS		100		
GREEN STAR MHV	0000143	CUSTER		CONS		75		
U.S. LIVESTOCK/RANGE ST.	0000574	CUSTER		CONS		40		
V.A. MEDICAL CT MILES CITY	0001933	CUSTER		CONS		325		
TOTAL POPULATION SERVED BY SOURCE WATER SYSTEM - - - - -						9001		
MILFORD COLONY	0001646	LWEIS & CLARK			NATL	100	1.8	
TOTAL POPULATION SERVED BY SOURCE WATER SYSTEM - - - - -						100		
MILLER COLONY	0001649	TETON			NATL	101	0.9	
TOTAL POPULATION SERVED BY SOURCE WATER SYSTEM - - - - -						101		
MISSION	3090043	BLAINE	NaF	ADJ	04/86	156		1.1
TOTAL POPULATION SERVED BY SOURCE WATER SYSTEM - - - - -						156		
MISSION DAM	3090029	LAKE			NATL	98	0.2	
TOTAL POPULATION SERVED BY SOURCE WATER SYSTEM - - - - -						98		
MISSOURI MEADOWS TC	0000053	CASCADE			NATL	100	1.6	
TOTAL POPULATION SERVED BY SOURCE WATER SYSTEM - - - - -						100		
MISSOURI YELLOWSTONE WATER CO.	0002583	RICHLAND			NATL	110	0.8	
TOTAL POPULATION SERVED BY SOURCE WATER SYSTEM - - - - -						110		
MONTANA AVIATION RESEARCH	0000416	VALLEY			NATL	100	0.7	
N. VALLEY CO WS DIST	0003595	VALLEY			CONS	255		
TOTAL POPULATION SERVED BY SOURCE WATER SYSTEM - - - - -						355		

POPULATION SERVED FLUORIDATED DRINKING WATER BY SOURCE SYSTEM,
CONSECUTIVE SYSTEM, AND COUNTY WITHIN STATE (AS OF 12/31/92)

MONTANA

WATER SYSTEMS AND CONSECUTIVE SYSTEMS SERVED	EPA ID NO	COUNTY	CHEM USED	STATUS	FLUOR START DATE	POP SERVED	NATURAL SYSTEMS NAT LEVEL	OPT LEVEL
MONTANA SILVER SPRINGS	0003509	GRANITE		NATL		25	0.7	
TOTAL POPULATION SERVED BY SOURCE WATER SYSTEM - - - - -						25		
MORONY DAM MT. POWER	0000744	CASCADE		NATL		33	1.0	
TOTAL POPULATION SERVED BY SOURCE WATER SYSTEM - - - - -						33		
MUDDY CLUSTER	3090065	BIG HORN		NATL		210	0.9	
TOTAL POPULATION SERVED BY SOURCE WATER SYSTEM - - - - -						210		
NASHUA	0000297	VALLEY		NATL		375	0.8	
TOTAL POPULATION SERVED BY SOURCE WATER SYSTEM - - - - -						375		
NEWTOWN	3090075	HILL	NaF	ADJ	10/72	116		1.1
AZURE	3090071	HILL		CONS		187		
SANGREY	3090078	HILL		CONS		131		
TOTAL POPULATION SERVED BY SOURCE WATER SYSTEM - - - - -						434		
NORTH FORESTVALE HOMEOWNERS	0001793	LEWIS & CLARK		NATL		100	0.7	
TOTAL POPULATION SERVED BY SOURCE WATER SYSTEM - - - - -						100		
NORTH HARLEM COLONY	0001771	BLAINE		NATL		36	0.8	
TOTAL POPULATION SERVED BY SOURCE WATER SYSTEM - - - - -						36		
OPHEIM	0000301	VALLEY		NATL		145	1.9	
TOTAL POPULATION SERVED BY SOURCE WATER SYSTEM - - - - -						145		
OUTLOOK CO. WS	0003312	SHERIDAN		NATL		81	0.9	
TOTAL POPULATION SERVED BY SOURCE WATER SYSTEM - - - - -						81		
PACHE	3090036	LAKE		NATL		283	0.1	
TOTAL POPULATION SERVED BY SOURCE WATER SYSTEM - - - - -						283		
PALISADES APTS.	0000145	CUSTER		NATL		50	2.4	
TOTAL POPULATION SERVED BY SOURCE WATER SYSTEM - - - - -						50		
PARK GARDEN ESTATES	0000050	CASCADE		NATL		50	0.8	
TOTAL POPULATION SERVED BY SOURCE WATER SYSTEM - - - - -						50		

POPULATION SERVED FLUORIDATED DRINKING WATER BY SOURCE SYSTEM,
CONSECUTIVE SYSTEM, AND COUNTY WITHIN STATE (AS OF 12/31/92)

MONTANA

WATER SYSTEMS AND CONSECUTIVE SYSTEMS SERVED	EPA ID NO	COUNTY	CHEM USED	STATUS	FLUOR START DATE	POP SERVED	NATURAL SYSTEMS NAT LEVEL	OPT LEVEL
PARKER	3090076	HILL	NaF	ADJ	00/00	36		1.1
TOTAL POPULATION SERVED BY SOURCE WATER SYSTEM - - - - -						36		
PINE HILLS SCHOOL	0000292	CUSTER		NATL		250	2.0	
TOTAL POPULATION SERVED BY SOURCE WATER SYSTEM - - - - -						250		
PLEVNA	0000307	FALLON		NATL		140	0.9	
TOTAL POPULATION SERVED BY SOURCE WATER SYSTEM - - - - -						140		
PONEROSA TP	0002131	RAVALLI		NATL		52	0.9	
TOTAL POPULATION SERVED BY SOURCE WATER SYSTEM - - - - -						52		
POWER-TETON CO WD	0000311	TETON		NATL		150	1.0	
TOTAL POPULATION SERVED BY SOURCE WATER SYSTEM - - - - -						150		
PRYOR	3090012	BIG HORN	NaF	ADJ	09/89	249		1.0
TOTAL POPULATION SERVED BY SOURCE WATER SYSTEM - - - - -						249		
RADAS TC	0000049	CASCADE		NATL		25	1.0	
TOTAL POPULATION SERVED BY SOURCE WATER SYSTEM - - - - -						25		
RICHEY	0000316	DAWSON		NATL		259	4.7	
TOTAL POPULATION SERVED BY SOURCE WATER SYSTEM - - - - -						259		
RIVERSHORE MHP	0000414	CASCADE		NATL		100	1.0	
TOTAL POPULATION SERVED BY SOURCE WATER SYSTEM - - - - -						100		
ROCKPORT COLONY	0001778	TETON		NATL		105	1.5	
TOTAL POPULATION SERVED BY SOURCE WATER SYSTEM - - - - -						105		
ROCKY BOY AGENCY	3090077	HILL	NaF	ADJ	07/72	176		1.1
TOTAL POPULATION SERVED BY SOURCE WATER SYSTEM - - - - -						176		
ROCKY BOY SCHOOL	3000179	HILL	NaF	ADJ	07/72	32		1.1
TOTAL POPULATION SERVED BY SOURCE WATER SYSTEM - - - - -						32		
SADDLE MOUNTAIN CORP.	0000057	JEFFERSON		NATL		163	0.7	
TOTAL POPULATION SERVED BY SOURCE WATER SYSTEM - - - - -						163		

POPULATION SERVED FLUORIDATED DRINKING WATER BY SOURCE SYSTEM,
CONSECUTIVE SYSTEM, AND COUNTY WITHIN STATE (AS OF 12/31/92)

MONTANA

WATER SYSTEMS AND CONSECUTIVE SYSTEMS SERVED	EPA ID NO	COUNTY	CHEM USED	STATUS	FLUOR START DATE	POP SERVED	NATURAL SYSTEMS NAT LEVEL	OPT LEVEL
SAND-COULEE WUA	0000325	CASCADE			NATL	300	1.1	
TOTAL POPULATION SERVED BY SOURCE WATER SYSTEM - - - - -						300		
SCHLEY	3090030	MISSOULA			NATL	132	0.1	
TOTAL POPULATION SERVED BY SOURCE WATER SYSTEM - - - - -						132		
SCOBAY	0000326	DANIELS	NaF	ADJ	/71	1154		1.0
TOTAL POPULATION SERVED BY SOURCE WATER SYSTEM - - - - -						1154		
SPRING CREEK COLONY	0000043	FERGUS			NATL	36	1.2	
TOTAL POPULATION SERVED BY SOURCE WATER SYSTEM - - - - -						36		
SPRING GROVE TC	0000412	DAWSON			NATL	90	3.4	
TOTAL POPULATION SERVED BY SOURCE WATER SYSTEM - - - - -						90		
SPRING WATER COLONY	0000719	WHEATLAND			NATL	64	3.5	
TOTAL POPULATION SERVED BY SOURCE WATER SYSTEM - - - - -						64		
ST. IGNATIUS (SOUTH SIDE)	3090031	LAKE			NATL	615	0.1	
TOTAL POPULATION SERVED BY SOURCE WATER SYSTEM - - - - -						615		
ST. LABRE INDIAN SCHOOL	0000018	ROSEBUD			NATL	400	3.9	
TOTAL POPULATION SERVED BY SOURCE WATER SYSTEM - - - - -						400		
STARR SCHOOL	3090007	GLACIER	NaF	ADJ	06/87	244		1.2
TOTAL POPULATION SERVED BY SOURCE WATER SYSTEM - - - - -						244		
SUN PRAIRE WATER DISTRICT	0000571	CASCADE			NATL	314	1.0	
TOTAL POPULATION SERVED BY SOURCE WATER SYSTEM - - - - -						314		
SUNBRUST	0000338	MINERAL			NATL	437	1.4	
TOTAL POPULATION SERVED BY SOURCE WATER SYSTEM - - - - -						437		
THIELS WEST TP	0002685	HILL			NATL	25	1.4	
TOTAL POPULATION SERVED BY SOURCE WATER SYSTEM - - - - -						25		

POPULATION SERVED FLUORIDATED DRINKING WATER BY SOURCE SYSTEM,
CONSECUTIVE SYSTEM, AND COUNTY WITHIN STATE (AS OF 12/31/92)

MONTANA

WATER SYSTEMS AND CONSECUTIVE SYSTEMS SERVED	EPA ID NO	COUNTY	CHEM USED	STATUS	FLUOR START DATE	POP SERVED	NATURAL SYSTEMS NAT LEVEL	OPT LEVEL
TRAILER TERRACE	0000025	CASCADE		NATL		350	1.0	
TOTAL POPULATION SERVED BY SOURCE WATER SYSTEM - - - - -						350		
TRIDENT (IDEAL CEMENT CO)	0000346	GALLATIN		NATL		40	1.0	
TOTAL POPULATION SERVED BY SOURCE WATER SYSTEM - - - - -						40		
TURTLE LAKE	3090032	LAKE		NATL		258	0.1	
TOTAL POPULATION SERVED BY SOURCE WATER SYSTEM - - - - -						258		
VALLEY VIEW WATER DISTRICT	0000514	RICHLAND		NATL		100	5.0	
TOTAL POPULATION SERVED BY SOURCE WATER SYSTEM - - - - -						100		
VAUGHN CASCADE CO WS	0000352	CASCADE		NATL		500	0.9	
TOTAL POPULATION SERVED BY SOURCE WATER SYSTEM - - - - -						500		
WAGON WHEEL CT	0002915	LEWIS & CLARK		NATL		25	0.7	
TOTAL POPULATION SERVED BY SOURCE WATER SYSTEM - - - - -						25		
WARM SPRINGS HOSOTAL	0000354	DEER LODGE		NATL		354	0.9	
TOTAL POPULATION SERVED BY SOURCE WATER SYSTEM - - - - -						354		
WELLS GARDEN ESTATES	0002927	YELLOWSTONE		NATL		240	0.9	
TOTAL POPULATION SERVED BY SOURCE WATER SYSTEM - - - - -						240		
WEST YELLOWSTONE WS	0003136	GALLATIN		NATL		935	2.5	
TOTAL POPULATION SERVED BY SOURCE WATER SYSTEM - - - - -						935		
WHITE COW CANYON	3090044	BLAINE		NATL		185	1.4	
HAYS	3090100	BLAINE		CONS		164		
TOTAL POPULATION SERVED BY SOURCE WATER SYSTEM - - - - -						349		
WIBAUX	0000361	WIBAUX		NATL		628	1.9	
TOTAL POPULATION SERVED BY SOURCE WATER SYSTEM - - - - -						628		
WINDY ACRES WU	0002806	CASCADE		NATL		70	1.9	
TOTAL POPULATION SERVED BY SOURCE WATER SYSTEM - - - - -						70		

POPULATION SERVED FLUORIDATED DRINKING WATER BY SOURCE SYSTEM,
CONSECUTIVE SYSTEM, AND COUNTY WITHIN STATE (AS OF 12/31/92)

MONTANA

WATER SYSTEMS AND CONSECUTIVE SYSTEMS SERVED	EPA ID NO	COUNTY	CHEM USED	STATUS	FLUOR START DATE	POP SERVED	NATURAL NAT LEVEL	SYSTEMS OPT LEVEL
WINIFRED	0000363	FERGUS		NATL		150	1.5	
TOTAL POPULATION SERVED BY SOURCE WATER SYSTEM - - - - -						150		
WINNETT	0000364	PETROLEUM		NATL		188	2.1	
TOTAL POPULATION SERVED BY SOURCE WATER SYSTEM - - - - -						188		
WOODCOCK	3090033	LAKE		NATL		140	0.1	
TOTAL POPULATION SERVED BY SOURCE WATER SYSTEM - - - - -						140		
WYOLA	3000366	BIG HORN	NaF	ADJ	11/88	194		1.0
TOTAL POPULATION SERVED BY SOURCE WATER SYSTEM - - - - -						194		
YELLOWTAIL DAM MK UPPER	0002531	BIG HORN		NATL		30	0.8	
TOTAL POPULATION SERVED BY SOURCE WATER SYSTEM - - - - -						30		

STATE SUMMARY DATA AS OF 12/31/92

NEBRASKA

SYSTEM SIZE CLASSIFICATION

	FLUORIDATED SYSTEMS		PUBLIC WATER SYSTEMS	
	NUMBER OF SYSTEMS	TOTAL POPULATION	NUMBER OF SYSTEMS	TOTAL POPULATION
=<1,000	58	22,762	398	77,000
1,001-5,000	38	64,198	205	268,000
5,001-10,000	7	52,469	16	110,000
10,001-50,000	4	82,459	10	206,000
50,001-100,000	0	0	0	0
>100,000	2	588,205	2	643,000
TOTAL	109	810,093	631	1,304,000

FLUORIDATED SYSTEM CLASSIFICATION

	NUMBER	POPULATION	PERCENTAGE (POP.)
ADJUSTED	52	736,473	90.9
CONSECUTIVE	7	38,022	4.7
NATURAL	50	35,598	4.4
TOTAL	109	810,093	

SCHOOLS, INDIAN AND MILITARY SYSTEMS

	ADJUSTED		NATURAL	
	NUMBER	POP.	NUMBER	POP.
TOTAL SCHOOLS	0	0	0	0
INDIAN SYSTEMS	4	3,177	0	0
INDIAN SCHOOLS	0	0	0	0
MILITARY SYSTEMS	1	8,787	0	0

CHEMICAL USAGE OF FLUORIDATING SYSTEMS

	NUMBER	POPULATION
SODIUM FLUORIDE	3	4,505
SODIUM SILICOFUORIDE	6	35,565
HYDROFLUOSILICIC ACID	45	776,687

POPULATION SERVED FLUORIDATED DRINKING WATER BY SOURCE SYSTEM,
CONSECUTIVE SYSTEM, AND COUNTY WITHIN STATE (AS OF 12/31/92)

NEBRASKA

WATER SYSTEMS AND CONSECUTIVE SYSTEMS SERVED	EPA ID NO	COUNTY	CHEM USED	STATUS	FLUOR START DATE	POP SERVED	NATURAL SYSTEMS NAT LEVEL	OPT LEVEL
ABIE	3102305	BUTLER		NATL		107	0.8	
TOTAL POPULATION SERVED BY SOURCE WATER SYSTEM - - - - -						107		
AL'S MARINA	3120058	HITCHCOCK		NATL		0	0.8	
TOTAL POPULATION SERVED BY SOURCE WATER SYSTEM - - - - -						0		
ALBION	3101102	BOONE	Acid	ADJ	12/75	1997		1.0
TOTAL POPULATION SERVED BY SOURCE WATER SYSTEM - - - - -						1997		
ALLEN	3105101	DIXON	OTHER	ADJ	00/00	390		1.0
TOTAL POPULATION SERVED BY SOURCE WATER SYSTEM - - - - -						390		
ALLIANCE	3101302	BOX BUTTE		NATL		9920	0.9	
TOTAL POPULATION SERVED BY SOURCE WATER SYSTEM - - - - -						9920		
AUBURN	3112703	NEMAHA	Acid	ADJ	02/74	3482		1.0
TOTAL POPULATION SERVED BY SOURCE WATER SYSTEM - - - - -						3482		
BARTLEY	3114502	RED WILLOW		NATL		339	0.8	
TOTAL POPULATION SERVED BY SOURCE WATER SYSTEM - - - - -						339		
BASSETT	3114902	ROCK	Acid	ADJ	02/76	1009		1.0
TOTAL POPULATION SERVED BY SOURCE WATER SYSTEM - - - - -						1009		
BEATRICE ST HOME	3106703	GAGE	Acid	ADJ	12/65	1376		1.0
TOTAL POPULATION SERVED BY SOURCE WATER SYSTEM - - - - -						1376		
BENKELMAN	3105701	DUNDY		NATL		1235	1.4	
TOTAL POPULATION SERVED BY SOURCE WATER SYSTEM - - - - -						1235		
BIG SPRINGS	3104902	DEVAL		NATL		505	0.8	
TOTAL POPULATION SERVED BY SOURCE WATER SYSTEM - - - - -						505		
BLAIR	3117905	WASHINGTON	Acid	ADJ	02/75	6418		1.0
TOTAL POPULATION SERVED BY SOURCE WATER SYSTEM - - - - -						6418		
BLOOMFIELD	3110708	KNOX	Acid	ADJ	04/75	1393		1.0
TOTAL POPULATION SERVED BY SOURCE WATER SYSTEM - - - - -						1393		

POPULATION SERVED FLUORIDATED DRINKING WATER BY SOURCE SYSTEM,
CONSECUTIVE SYSTEM, AND COUNTY WITHIN STATE (AS OF 12/31/92)

NEBRASKA

WATER SYSTEMS AND CONSECUTIVE SYSTEMS SERVED	EPA ID NO	COUNTY	CHEM USED	STATUS	FLUOR START DATE	POP SERVED	NATURAL SYSTEMS NAT LEVEL	OPT LEVEL
BLUE HILL	3118302	WEBSTER	Acid	ADJ	03/71	883		1.0
TOTAL POPULATION SERVED BY SOURCE WATER SYSTEM - - - - -						883		
BUSHNELL	3110504	KIMBALL		NATL		187	0.8	
TOTAL POPULATION SERVED BY SOURCE WATER SYSTEM - - - - -						187		
CAMBRIDGE	3106504	FURNAS		NATL		1206	0.8	
TOTAL POPULATION SERVED BY SOURCE WATER SYSTEM - - - - -						1206		
CLARKS	3112101	MERRICK		NATL		445	1.3	
TOTAL POPULATION SERVED BY SOURCE WATER SYSTEM - - - - -						445		
COLERIDGE	3102706	CEDAR	Acid	ADJ	04/79	674		1.0
TOTAL POPULATION SERVED BY SOURCE WATER SYSTEM - - - - -						674		
COLUMBUS	3114110	PLATTE	NaSiF6	ADJ	10/61	18063		1.0
TOTAL POPULATION SERVED BY SOURCE WATER SYSTEM - - - - -						18063		
COMMUNITY MEMORIAL HOSPITAL	3104503	DAWES		NATL		0	0.7	
TOTAL POPULATION SERVED BY SOURCE WATER SYSTEM - - - - -						0		
COOK	3109701	JOHNSON	Acid	ADJ	07/76	341		1.0
TOTAL POPULATION SERVED BY SOURCE WATER SYSTEM - - - - -						341		
CRAIG	0000002	BURT		NATL		228	1.3	
TOTAL POPULATION SERVED BY SOURCE WATER SYSTEM - - - - -						228		
CRAWFORD	3104505	DAWES		NATL		1315	0.8	
TOTAL POPULATION SERVED BY SOURCE WATER SYSTEM - - - - -						1315		
CREIGHTON	3110705	KNOX	Acid	ADJ	06/75	1314		1.0
TOTAL POPULATION SERVED BY SOURCE WATER SYSTEM - - - - -						1314		
CROFTON	3110704	KNOX	Acid	ADJ	02/76	949		1.0
TOTAL POPULATION SERVED BY SOURCE WATER SYSTEM - - - - -						949		

POPULATION SERVED FLUORIDATED DRINKING WATER BY SOURCE SYSTEM,
CONSECUTIVE SYSTEM, AND COUNTY WITHIN STATE (AS OF 12/31/92)

NEBRASKA

WATER SYSTEMS AND CONSECUTIVE SYSTEMS SERVED	EPA ID NO	COUNTY	CHEM USED	STATUS	FLUOR START DATE	POP SERVED	NATURAL NAT LEVEL	SYSTEMS OPT LEVEL
CULBERTSON	3108702	HITCHCOCK		NATL		767	1.2	
	TOTAL POPULATION SERVED BY SOURCE WATER SYSTEM - - - - -					767		
DIX	3110505	KIMBALL		NATL		275	0.6	
	TOTAL POPULATION SERVED BY SOURCE WATER SYSTEM - - - - -					275		
ELGIN	3100307	ANTELOPE	Acid	ADJ	05/76	807		1.0
	TOTAL POPULATION SERVED BY SOURCE WATER SYSTEM - - - - -					807		
ELK CREEK	3109703	JOHNSON		NATL		144	1.0	
	TOTAL POPULATION SERVED BY SOURCE WATER SYSTEM - - - - -					144		
EMERSON	3104305	DAKOTA	Acid	ADJ	07/75	874		1.0
	TOTAL POPULATION SERVED BY SOURCE WATER SYSTEM - - - - -					874		
FAIRBURY	3109507	JEFFERSON	Acid	ADJ	11/52	4885		1.0
LITTLE BLUE NRD # 1	3109504	JEFFERSON		CONS		510		
	TOTAL POPULATION SERVED BY SOURCE WATER SYSTEM - - - - -					5395		
FULLERTON	3112503	NANCE	Acid	ADJ	12/75	1506		1.0
	TOTAL POPULATION SERVED BY SOURCE WATER SYSTEM - - - - -					1506		
GORDON	3116104	SHERIDAN	Acid	ADJ	12/86	2245		1.0
	TOTAL POPULATION SERVED BY SOURCE WATER SYSTEM - - - - -					2245		
GRANT	3113503	PERKINS		NATL		1270	0.6	
	TOTAL POPULATION SERVED BY SOURCE WATER SYSTEM - - - - -					1270		
GURLEY	3103306	CHEYENNE		NATL		212	0.7	
	TOTAL POPULATION SERVED BY SOURCE WATER SYSTEM - - - - -					212		
HAIGLER	3105702	DUNDY		NATL		230	0.7	
	TOTAL POPULATION SERVED BY SOURCE WATER SYSTEM - - - - -					230		
HARTINGTON	3102702	CEDAR	Acid	ADJ	03/76	1730		1.0
	TOTAL POPULATION SERVED BY SOURCE WATER SYSTEM - - - - -					1730		

POPULATION SERVED FLUORIDATED DRINKING WATER BY SOURCE SYSTEM,
CONSECUTIVE SYSTEM, AND COUNTY WITHIN STATE (AS OF 12/31/92)

NEBRASKA

WATER SYSTEMS AND CONSECUTIVE SYSTEMS SERVED	EPA ID NO	COUNTY	CHEM USED	STATUS	FLUOR START DATE	POP SERVED	NATURAL SYSTEMS NAT LEVEL	OPT LEVEL
HAYES CENTER	3108502	HAYES		NATL		231	0.8	
TOTAL POPULATION SERVED BY SOURCE WATER SYSTEM - - - - -						231		
HEMINGFORD	3101303	BOX BUTTE		NATL		1023	0.7	
TOTAL POPULATION SERVED BY SOURCE WATER SYSTEM - - - - -						1023		
HENRY	3115706	SCOTTS BLUFF		NATL		151	0.7	
TOTAL POPULATION SERVED BY SOURCE WATER SYSTEM - - - - -						151		
HENRY STAHLA MOBILE HOMES	3110502	KIMBALL		NATL		60	0.7	
TOTAL POPULATION SERVED BY SOURCE WATER SYSTEM - - - - -						60		
HICKMAN	3110917	LANCASTER	Acid	ADJ	04/77	1081		1.0
TOTAL POPULATION SERVED BY SOURCE WATER SYSTEM - - - - -						1081		
HUMPHREY	3114103	PLATTE		ADJ	05/75	799		1.0
TOTAL POPULATION SERVED BY SOURCE WATER SYSTEM - - - - -						799		
IMPERIAL	3102902	CHASE		NATL		1941	0.8	
TOTAL POPULATION SERVED BY SOURCE WATER SYSTEM - - - - -						1941		
INDIANOLA	3114506	RED WILLOW		NATL		672	0.5	
TOTAL POPULATION SERVED BY SOURCE WATER SYSTEM - - - - -						672		
JACKSON	3104302	DAKOTA		NATL		290	1.1	
TOTAL POPULATION SERVED BY SOURCE WATER SYSTEM - - - - -						290		
KEARNEY	3101906	BUFFALO	Acid	ADJ	11/75	21751		1.0
TOTAL POPULATION SERVED BY SOURCE WATER SYSTEM - - - - -						21751		
LAUREL	3102705	CEDAR		ADJ	05/84	1035		1.0
TOTAL POPULATION SERVED BY SOURCE WATER SYSTEM - - - - -						1035		
LEBANON	3114505	RED WILLOW		NATL		104	0.7	
TOTAL POPULATION SERVED BY SOURCE WATER SYSTEM - - - - -						104		
LINCOLN	3110926	LANCASTER	Acid	ADJ	11/70	192500		1.0
TOTAL POPULATION SERVED BY SOURCE WATER SYSTEM - - - - -						192500		

POPULATION SERVED FLUORIDATED DRINKING WATER BY SOURCE SYSTEM,
CONSECUTIVE SYSTEM, AND COUNTY WITHIN STATE (AS OF 12/31/92)

NEBRASKA

WATER SYSTEMS AND CONSECUTIVE SYSTEMS SERVED	EPA ID NO	COUNTY	CHEM USED	STATUS	FLUOR START DATE	POP SERVED	NATURAL SYSTEMS NAT LEVEL	OPT LEVEL
LOUISVILLE	3102512	CASS		ADJ	01/75	1022		1.0
TOTAL POPULATION SERVED BY SOURCE WATER SYSTEM - - - - -						1022		
LYMAN	3115710	SCOTTS BLUFF		NATL		551	1.3	
TOTAL POPULATION SERVED BY SOURCE WATER SYSTEM - - - - -						551		
LYONS	3102103	BURT	NaF	ADJ	04/78	1214		1.0
TOTAL POPULATION SERVED BY SOURCE WATER SYSTEM - - - - -						1214		
MEMPHIS	3115508	SAUNDERS		NATL		132	0.8	
TOTAL POPULATION SERVED BY SOURCE WATER SYSTEM - - - - -						132		
MILFORD	3115907	SEWARD		NATL		1878	1.2	
TOTAL POPULATION SERVED BY SOURCE WATER SYSTEM - - - - -						1878		
MINDEN	3109904	KEARNEY	NaF	ADJ	09/66	2939		1.0
TOTAL POPULATION SERVED BY SOURCE WATER SYSTEM - - - - -						2939		
MORRILL	3115708	SCOTTS BLUFF		NATL		1097	0.7	
TOTAL POPULATION SERVED BY SOURCE WATER SYSTEM - - - - -						1097		
MURDOCK	3102511	CASS		NATL		242	0.3	
TOTAL POPULATION SERVED BY SOURCE WATER SYSTEM - - - - -						242		
NEBRASKA CITY	3113106	OTOE	NaSiF6	ADJ	09/52	7127		1.0
OTOE CO RWD #1	3113103	OTOE		CONS		2294		
OTOE CO RWD #3	3113109	OTOE		CONS		1530		
TOTAL POPULATION SERVED BY SOURCE WATER SYSTEM - - - - -						10951		
NEHAWKA	3102515	CASS		NATL		270	1.1	
TOTAL POPULATION SERVED BY SOURCE WATER SYSTEM - - - - -						270		
NELIGH	3100305	ANTELOPE	Acid	ADJ	01/66	1893		1.0
TOTAL POPULATION SERVED BY SOURCE WATER SYSTEM - - - - -						1893		
NELSON	3112903	NUCKOLLS	Acid	ADJ	12/75	733		1.0
TOTAL POPULATION SERVED BY SOURCE WATER SYSTEM - - - - -						733		

POPULATION SERVED FLUORIDATED DRINKING WATER BY SOURCE SYSTEM,
CONSECUTIVE SYSTEM, AND COUNTY WITHIN STATE (AS OF 12/31/92)

NEBRASKA

WATER SYSTEMS AND CONSECUTIVE SYSTEMS SERVED	EPA ID NO	COUNTY	CHEM USED	STATUS	FLUOR START DATE	POP SERVED	NATURAL SYSTEMS NAT LEVEL	OPT LEVEL
O'NEILL	3108904	HOLT	NaSiF6	ADJ	10/70	4049		1.0
TOTAL POPULATION SERVED BY SOURCE WATER SYSTEM - - - - -						4049		
OAKLAND	3102101	BURT		NATL		1393	1.0	
TOTAL POPULATION SERVED BY SOURCE WATER SYSTEM - - - - -						1393		
OFFUTT AFB		SARPY		ADJ	06/57	8787		1.0
TOTAL POPULATION SERVED BY SOURCE WATER SYSTEM - - - - -						8787		
OGALLALA	3110102	KEITH	Acid	ADJ	06/75	5638		1.0
TOTAL POPULATION SERVED BY SOURCE WATER SYSTEM - - - - -						5638		
OMAHA MUD	3105507	DOUGLAS	Acid	ADJ	10/68	395705		1.0
BELLEVUE	3115306	SARPY		CONS		32145		
CARTER LAKE, IA	7812079	POTTAWATTAMIE		CONS		0		
FT. CALHOUN	3117907	WASHINGTON		CONS		641		
TOTAL POPULATION SERVED BY SOURCE WATER SYSTEM - - - - -						428491		
OMAHA RURAL WATER SYSTEM	3100007	THURSTON	Acid	ADJ	00/00	1400		1.0
MACY	0000001	THURSTON		CONS		902		
TOTAL POPULATION SERVED BY SOURCE WATER SYSTEM - - - - -						2302		
OSHKOSH	3106901	GARDEN		NATL		1055	0.7	
TOTAL POPULATION SERVED BY SOURCE WATER SYSTEM - - - - -						1055		
OSMOND	3113903	PIERCE	Acid	ADJ	01/75	870		1.0
TOTAL POPULATION SERVED BY SOURCE WATER SYSTEM - - - - -						870		
PALISADE	3120023	HITCHCOCK		NATL		401	0.9	
TOTAL POPULATION SERVED BY SOURCE WATER SYSTEM - - - - -						401		
PANAMA	3110908	LANCASTER		NATL		160	0.8	
TOTAL POPULATION SERVED BY SOURCE WATER SYSTEM - - - - -						160		
PAPILLION	3115313	SARPY	Acid	ADJ	01/78	10500		1.0
TOTAL POPULATION SERVED BY SOURCE WATER SYSTEM - - - - -						10500		

POPULATION SERVED FLUORIDATED DRINKING WATER BY SOURCE SYSTEM,
CONSECUTIVE SYSTEM, AND COUNTY WITHIN STATE (AS OF 12/31/92)

NEBRASKA

WATER SYSTEMS AND CONSECUTIVE SYSTEMS SERVED	EPA ID NO	COUNTY	CHEM USED	STATUS	FLUOR START DATE	POP SERVED	NATURAL SYSTEMS NAT LEVEL	OPT LEVEL
PAPIO NRD	3120004	SARPY		NATL		25	0.8	
	TOTAL POPULATION SERVED BY SOURCE WATER SYSTEM - - - - -					25		
PLATTSMOUTH	3102510	CASS	Acid	ADJ	02/79	832	1.0	
	TOTAL POPULATION SERVED BY SOURCE WATER SYSTEM - - - - -					832		
PONCA	3105106	DIXON		NATL		1057	0.7	
	TOTAL POPULATION SERVED BY SOURCE WATER SYSTEM - - - - -					1057		
RED CLOUD	3110301	WEBSTER	Acid	ADJ	12/74	343	1.0	
	TOTAL POPULATION SERVED BY SOURCE WATER SYSTEM - - - - -					343		
RUSHVILLE	3116101	SHERIDAN	Acid	ADJ	09/65	1220	1.0	
	TOTAL POPULATION SERVED BY SOURCE WATER SYSTEM - - - - -					1220		
SANTEE	3110710	KNOX	NaF	ADJ	00/00	352	1.0	
	TOTAL POPULATION SERVED BY SOURCE WATER SYSTEM - - - - -					352		
SARPY COUNTY CIVIL DEF	3120040	SARPY		NATL		0	0.8	
	TOTAL POPULATION SERVED BY SOURCE WATER SYSTEM - - - - -					0		
SCRIBNER	3105302	DODGE	Acid	ADJ	05/75	1011	1.0	
	TOTAL POPULATION SERVED BY SOURCE WATER SYSTEM - - - - -					1011		
SOUTH SIOUX CITY	3104309	DAKOTA	Acid	ADJ	04/87	9339	1.0	
	TOTAL POPULATION SERVED BY SOURCE WATER SYSTEM - - - - -					9339		
STELLA	3114710	RICHARDSON	Acid	ADJ	11/77	289	1.0	
	TOTAL POPULATION SERVED BY SOURCE WATER SYSTEM - - - - -					289		
STOCKVILLE	3106305	FRONTIER		NATL		45	0.7	
	TOTAL POPULATION SERVED BY SOURCE WATER SYSTEM - - - - -					45		
STRATTON	3108701	HITCHCOCK		NATL		496	1.2	
	TOTAL POPULATION SERVED BY SOURCE WATER SYSTEM - - - - -					496		
SUPERIOR	3112904	NUCKOLLS	NaSiF6	ADJ	07/51	2502	1.0	
	TOTAL POPULATION SERVED BY SOURCE WATER SYSTEM - - - - -					2502		

POPULATION SERVED FLUORIDATED DRINKING WATER BY SOURCE SYSTEM,
CONSECUTIVE SYSTEM, AND COUNTY WITHIN STATE (AS OF 12/31/92)

NEBRASKA

WATER SYSTEMS AND CONSECUTIVE SYSTEMS SERVED	EPA ID NO	COUNTY	CHEM USED	STATUS	FLUOR START DATE	POP SERVED	NATURAL SYSTEMS NAT LEVEL	OPT LEVEL
SYRACUSE	3113104	OTOE	Acid	ADJ	10/76	1638		1.0
TOTAL POPULATION SERVED BY SOURCE WATER SYSTEM - - - - -						1638		
TECUMSEH	3109705	JOHNSON	Acid	ADJ	08/77	1926		1.0
TOTAL POPULATION SERVED BY SOURCE WATER SYSTEM - - - - -						1926		
TILDEN	3100301	MADISON	Acid	ADJ	06/77	1012		1.0
TOTAL POPULATION SERVED BY SOURCE WATER SYSTEM - - - - -						1012		
TRENTON	3108503	HITCHCOCK		NATL		796	1.5	
TOTAL POPULATION SERVED BY SOURCE WATER SYSTEM - - - - -						796		
UEHLING	3105304	DODGE		NATL		273	0.9	
TOTAL POPULATION SERVED BY SOURCE WATER SYSTEM - - - - -						273		
UTICA	3115913	SEWARD	Acid	ADJ	07/67	718		1.0
TOTAL POPULATION SERVED BY SOURCE WATER SYSTEM - - - - -						718		
VERDEL	3110712	KNOX		NATL		72	1.6	
TOTAL POPULATION SERVED BY SOURCE WATER SYSTEM - - - - -						72		
VIRGINIA	3106709	GAGE		NATL		80	1.1	
TOTAL POPULATION SERVED BY SOURCE WATER SYSTEM - - - - -						80		
WALTHILL	3117301	THURSTON		NATL		854	0.7	
TOTAL POPULATION SERVED BY SOURCE WATER SYSTEM - - - - -						854		
WAUNETA	3102901	CHASE		NATL		746	1.0	
TOTAL POPULATION SERVED BY SOURCE WATER SYSTEM - - - - -						746		
WAUSA	3110711	KNOX	Acid	ADJ	11/75	647		1.0
TOTAL POPULATION SERVED BY SOURCE WATER SYSTEM - - - - -						647		
WAYNE	3118104	WAYNE	Acid	ADJ	05/75	5240		1.0
TOTAL POPULATION SERVED BY SOURCE WATER SYSTEM - - - - -						5240		

STATE SUMMARY DATA AS OF 12/31/92

NEVADA

SYSTEM SIZE CLASSIFICATION

	FLUORIDATED SYSTEMS		PUBLIC WATER SYSTEMS	
	NUMBER OF SYSTEMS	TOTAL POPULATION	NUMBER OF SYSTEMS	TOTAL POPULATION
=<1,000	22	6,334	217	24,000
1,001-5,000	5	14,600	78	114,000
5,001-10,000	1	7,000	7	46,000
10,001-50,000	0	0	5	78,000
50,001-100,000	0	0	2	112,000
>100,000	0	0	3	951,000
TOTAL	28	27,934	312	1,327,000

FLUORIDATED SYSTEM CLASSIFICATION

	NUMBER	POPULATION	PERCENTAGE (POP.)
ADJUSTED	12	2,679	9.6
CONSECUTIVE	0	0	0
NATURAL	16	25,255	90.4
TOTAL	28	27,934	

SCHOOLS, INDIAN AND MILITARY SYSTEMS

	ADJUSTED		NATURAL	
	NUMBER	POP.	NUMBER	POP.
TOTAL SCHOOLS	0	0	0	0
INDIAN SYSTEMS	10	2,384	3	607
INDIAN SCHOOLS	0	0	0	0
MILITARY SYSTEMS	0	0	1	4,850

CHEMICAL USAGE OF FLUORIDATING SYSTEMS

	NUMBER	POPULATION
SODIUM FLUORIDE	11	2,409
SODIUM SILICOFLUORIDE	0	0
HYDROFLUOSILICIC ACID	0	0

POPULATION SERVED FLUORIDATED DRINKING WATER BY SOURCE SYSTEM,
CONSECUTIVE SYSTEM, AND COUNTY WITHIN STATE (AS OF 12/31/92)

NEVADA

WATER SYSTEMS AND CONSECUTIVE SYSTEMS SERVED	EPA ID NO	COUNTY	CHEM USED	STATUS	FLUOR START DATE	POP SERVED	NATURAL SYSTEMS NAT LEVEL	OPT LEVEL
ALAMO	0000005	LINCOLN			NATL	700	1.2	
TOTAL POPULATION SERVED BY SOURCE WATER SYSTEM - - - - -						700		
BEATTY	0000009	NYE			NATL	2000	0.5	
TOTAL POPULATION SERVED BY SOURCE WATER SYSTEM - - - - -						2000		
CALIENTE	0000013	LINCOLN			NATL	1550	1.4	
TOTAL POPULATION SERVED BY SOURCE WATER SYSTEM - - - - -						1550		
CAMPBELL RANCH	3200171	LYON	NaF	ADJ	08/82	157		1.0
TOTAL POPULATION SERVED BY SOURCE WATER SYSTEM - - - - -						157		
CARSON COLONY	3200161	LYON			NATL	190	0.9	
TOTAL POPULATION SERVED BY SOURCE WATER SYSTEM - - - - -						190		
CRYSTAL CLEAR WATER CO	0000361	LYON			NATL	70	2.6	
TOTAL POPULATION SERVED BY SOURCE WATER SYSTEM - - - - -						70		
DRESSLERVILLE	3200162	LYON	NaF	ADJ	11/85	480		1.0
TOTAL POPULATION SERVED BY SOURCE WATER SYSTEM - - - - -						480		
DUCKWATER COMMUNITY WS	3200163	NYE	NaF	ADJ	08/85	42		1.0
TOTAL POPULATION SERVED BY SOURCE WATER SYSTEM - - - - -						42		
DUCKWATER SCHOOL SYS	3200175	NYE	NaF	ADJ	08/85	25		1.0
TOTAL POPULATION SERVED BY SOURCE WATER SYSTEM - - - - -						25		
FALLON	0000045	CHURCHILL			NATL	7000	0.7	
TOTAL POPULATION SERVED BY SOURCE WATER SYSTEM - - - - -						7000		
FORT MCDERMITT	3200164	HUMBOLT	NaF	ADJ	10/84	480		1.0
TOTAL POPULATION SERVED BY SOURCE WATER SYSTEM - - - - -						480		
GABBS	0000063	NYE			NATL	700	1.3	
TOTAL POPULATION SERVED BY SOURCE WATER SYSTEM - - - - -						700		
INDIAN HILL SUBD	0000355	DOUGLAS			NATL	1400	0.9	
TOTAL POPULATION SERVED BY SOURCE WATER SYSTEM - - - - -						1400		

POPULATION SERVED FLUORIDATED DRINKING WATER BY SOURCE SYSTEM,
CONSECUTIVE SYSTEM, AND COUNTY WITHIN STATE (AS OF 12/31/92)

NEVADA

WATER SYSTEMS AND CONSECUTIVE SYSTEMS SERVED	EPA ID NO	COUNTY	CHEM USED	STATUS	FLUOR START DATE	POP SERVED	NATURAL SYSTEMS NAT LEVEL	OPT LEVEL
MOAPA	0000160	CLARK			NATL	4800	2.2	
TOTAL POPULATION SERVED BY SOURCE WATER SYSTEM - - - - -						4800		
MOAPA INDIAN RES	3200165	CLARK			NATL	317	2.4	
TOTAL POPULATION SERVED BY SOURCE WATER SYSTEM - - - - -						317		
MOUNTAIN VIEW ESTATES	0002216	DOUGLAS			NATL	378	1.6	
TOTAL POPULATION SERVED BY SOURCE WATER SYSTEM - - - - -						378		
NEW BATTLE MOUNTAIN	3200364	LANDER	NaF	ADJ	02/83	25		1.0
TOTAL POPULATION SERVED BY SOURCE WATER SYSTEM - - - - -						25		
NIXON	3200168	WASHOE	NaF	ADJ	09/83	291		1.0
TOTAL POPULATION SERVED BY SOURCE WATER SYSTEM - - - - -						291		
OLD BATTLE MOUNTAIN	3200160	LANDER	NaF	ADJ	08/78	135		1.0
TOTAL POPULATION SERVED BY SOURCE WATER SYSTEM - - - - -						135		
OWYHEE	3200067	ELKO	NaF	ADJ	08/83	550		1.0
TOTAL POPULATION SERVED BY SOURCE WATER SYSTEM - - - - -						550		
PANACA	0000185	LINCOLN			NATL	750	1.9	
TOTAL POPULATION SERVED BY SOURCE WATER SYSTEM - - - - -						750		
SCHURZ	3200360	MINERAL			NATL	100	0.9	
TOTAL POPULATION SERVED BY SOURCE WATER SYSTEM - - - - -						100		
SILVERPEAK	0000363	ESMERALDA			NATL	200	0.7	
TOTAL POPULATION SERVED BY SOURCE WATER SYSTEM - - - - -						200		
STEWART	9000000	LYON	OTHER	ADJ	00/00	270		1.0
TOTAL POPULATION SERVED BY SOURCE WATER SYSTEM - - - - -						270		
US NAV AUX AIR FALLON	0000350	CHURCHILL			NATL	4850	1.1	
TOTAL POPULATION SERVED BY SOURCE WATER SYSTEM - - - - -						4850		

POPULATION SERVED FLUORIDATED DRINKING WATER BY SOURCE SYSTEM,
CONSECUTIVE SYSTEM, AND COUNTY WITHIN STATE (AS OF 12/31/92)

NEVADA

WATER SYSTEMS AND CONSECUTIVE SYSTEMS SERVED	EPA ID NO	COUNTY	CHEM USED	STATUS	FLUOR START DATE	POP SERVED	NATURAL SYSTEMS NAT LEVEL	OPT LEVEL
WADSWORTH	3200169	STOREY	NaF	ADJ	09/83	124		1.0
TOTAL POPULATION SERVED BY SOURCE WATER SYSTEM - - - - -						124		
WEED HEIGHTS	0000242	LYON		NATL		250	1.3	
TOTAL POPULATION SERVED BY SOURCE WATER SYSTEM - - - - -						250		
WELLS INDIAN COLONY	3200363	ELKO	NaF	ADJ	10/81	100		1.0
TOTAL POPULATION SERVED BY SOURCE WATER SYSTEM - - - - -						100		

STATE SUMMARY DATA AS OF 12/31/92

NEW HAMPSHIRE

SYSTEM SIZE CLASSIFICATION

	FLUORIDATED SYSTEMS		PUBLIC WATER SYSTEMS	
	NUMBER OF SYSTEMS	TOTAL POPULATION	NUMBER OF SYSTEMS	TOTAL POPULATION
=<1,000	127	20,626	663	73,000
1,001-5,000	4	10,250	88	140,000
5,001-10,000	2	15,200	13	96,000
10,001-50,000	5	130,217	12	240,000
50,001-100,000	0	0	1	80,000
>100,000	0	0	1	105,000
TOTAL	138	176,293	778	735,000

FLUORIDATED SYSTEM CLASSIFICATION

	NUMBER	POPULATION	PERCENTAGE (POP.)
ADJUSTED	10	147,542	83.7
CONSECUTIVE	2	1,200	0.7
NATURAL	126	27,551	15.6
TOTAL	138	176,293	

SCHOOLS, INDIAN AND MILITARY SYSTEMS

	ADJUSTED		NATURAL	
	NUMBER	POP.	NUMBER	POP.
TOTAL SCHOOLS	0	0	0	0
INDIAN SYSTEMS	0	0	0	0
INDIAN SCHOOLS	0	0	0	0
MILITARY SYSTEMS	1	25	0	0

CHEMICAL USAGE OF FLUORIDATING SYSTEMS

	NUMBER	POPULATION
SODIUM FLUORIDE	7	56,900
SODIUM SILICOFUORIDE	0	0
HYDROFLUOSILICIC ACID	5	91,842

POPULATION SERVED FLUORIDATED DRINKING WATER BY SOURCE SYSTEM,
CONSECUTIVE SYSTEM, AND COUNTY WITHIN STATE (AS OF 12/31/92)

NEW HAMPSHIRE

WATER SYSTEMS AND CONSECUTIVE SYSTEMS SERVED	EPA ID NO	COUNTY	CHEM USED	STATUS	FLUOR START DATE	POP SERVED	NATURAL SYSTEMS NAT LEVEL	OPT LEVEL
ACADEMY SCHOOL	1615020	CARROLL			NATL	340	1.8	
TOTAL POPULATION SERVED BY SOURCE WATER SYSTEM - - - - -						340		
AMAZON MHP	2003070	STRAFFORD			NATL	110	1.7	
TOTAL POPULATION SERVED BY SOURCE WATER SYSTEM - - - - -						110		
AMHERST MIDDLE SCHOOL	0075020	HILLSBORO			NATL	650	0.9	
TOTAL POPULATION SERVED BY SOURCE WATER SYSTEM - - - - -						650		
APPLETON ELEM	1715030	HILLSBORO			NATL	180	1.0	
TOTAL POPULATION SERVED BY SOURCE WATER SYSTEM - - - - -						180		
ATTITASH WOODS	0162300	CARROLL			NATL	120	3.8	
TOTAL POPULATION SERVED BY SOURCE WATER SYSTEM - - - - -						120		
BARNSTEAD ELEM SCHOOL	0145010	BELK			NATL	450	1.2	
TOTAL POPULATION SERVED BY SOURCE WATER SYSTEM - - - - -						450		
BARTLETT PLACE	0162250	CARROLL			NATL	72	3.3	
TOTAL POPULATION SERVED BY SOURCE WATER SYSTEM - - - - -						72		
BEAR VILLAGE SOUTH	0162340	CARROLL			NATL	30	3.8	
TOTAL POPULATION SERVED BY SOURCE WATER SYSTEM - - - - -						30		
BIRCH HILL EAST	0512010	CARROLL			NATL	375	2.7	
TOTAL POPULATION SERVED BY SOURCE WATER SYSTEM - - - - -						375		
BIRCH HILL WEST	0512020	CARROLL			NATL	113	3.0	
TOTAL POPULATION SERVED BY SOURCE WATER SYSTEM - - - - -						113		
BLACK MOUNTAIN MEADOW	1212080	JACKSON			NATL	43	2.0	
TOTAL POPULATION SERVED BY SOURCE WATER SYSTEM - - - - -						43		
BLUEBERRY VILLAGE CONDOMINIUMS	0162180	CARROLL			NATL	40	2.1	
TOTAL POPULATION SERVED BY SOURCE WATER SYSTEM - - - - -						40		
BRICHVIEW ON SACO	0162110	CARROLL			NATL	250	3.5	
TOTAL POPULATION SERVED BY SOURCE WATER SYSTEM - - - - -						250		

POPULATION SERVED FLUORIDATED DRINKING WATER BY SOURCE SYSTEM,
CONSECUTIVE SYSTEM, AND COUNTY WITHIN STATE (AS OF 12/31/92)

NEW HAMPSHIRE

WATER SYSTEMS AND CONSECUTIVE SYSTEMS SERVED	EPA ID NO	COUNTY	CHEM USED	STATUS	FLUOR START DATE	POP SERVED	NATURAL SYSTEMS NAT LEVEL	OPT LEVEL
BROOK VIEW VILLAGE	0512190	CARROLL			NATL	40	3.0	
TOTAL POPULATION SERVED BY SOURCE WATER SYSTEM - - - - -						40		
BROOKSIDE CROSSING	0882180	BELKNAP			NATL	138	1.8	
TOTAL POPULATION SERVED BY SOURCE WATER SYSTEM - - - - -						138		
CATHEDRAL LEDGE	0512030	CARROLL			NATL	135	2.0	
TOTAL POPULATION SERVED BY SOURCE WATER SYSTEM - - - - -						135		
CATHEDRAL TRAIL LODGES II	0162160	CARROLL			NATL	170	1.5	
TOTAL POPULATION SERVED BY SOURCE WATER SYSTEM - - - - -						170		
CEDAR CREEK	0512200	CARROLL			NATL	45	3.8	
TOTAL POPULATION SERVED BY SOURCE WATER SYSTEM - - - - -						45		
CENTER OF HOPE	2565010	CARROLL			NATL	25	3.8	
TOTAL POPULATION SERVED BY SOURCE WATER SYSTEM - - - - -						25		
CHESTER SCHOOL	0435030	ROCKINGHAM			NATL	325	2.1	
TOTAL POPULATION SERVED BY SOURCE WATER SYSTEM - - - - -						325		
CHRISTMAS MTN. REALTY TRUST	0162220	CARROLL			NATL	203	2.3	
TOTAL POPULATION SERVED BY SOURCE WATER SYSTEM - - - - -						203		
COBB FARM DEVELOPMENT	0162140	CARROLL			NATL	59	2.7	
TOTAL POPULATION SERVED BY SOURCE WATER SYSTEM - - - - -						59		
CONCORD WATER DEPT	0501010	MERRIMACK	Acid	ADJ	11/78	32000		1.0
TOTAL POPULATION SERVED BY SOURCE WATER SYSTEM - - - - -						32000		
CRAWFORD HILL	0162190	CARROLL			NATL	115	1.8	
TOTAL POPULATION SERVED BY SOURCE WATER SYSTEM - - - - -						115		
CRAWFORD POND	0162330	CARROLL			NATL	58	1.0	
TOTAL POPULATION SERVED BY SOURCE WATER SYSTEM - - - - -						58		

POPULATION SERVED FLUORIDATED DRINKING WATER BY SOURCE SYSTEM,
CONSECUTIVE SYSTEM, AND COUNTY WITHIN STATE (AS OF 12/31/92)

NEW HAMPSHIRE

WATER SYSTEMS AND CONSECUTIVE SYSTEMS SERVED	EPA ID NO	COUNTY	CHEM USED	STATUS	FLUOR START DATE	POP SERVED	NATURAL SYSTEMS NAT LEVEL	OPT LEVEL
CRYSTAL SPRINGS	0892020	BELKNAP		NATL		23	1.7	
TOTAL POPULATION SERVED BY SOURCE WATER SYSTEM - - - - -						23		
DEERBROOK CONDOMINIUMS	0512150	CARROLL		NATL		68	2.5	
TOTAL POPULATION SERVED BY SOURCE WATER SYSTEM - - - - -						68		
DOVER WATER WORKS	0651010	STRAFFORD	Acid	ADJ	09/89	26000		1.0
TOTAL POPULATION SERVED BY SOURCE WATER SYSTEM - - - - -						26000		
DURHAM WATER DEPT	0691010	STRAFFORD	NaF	ADJ	08/55	14000		1.0
TOTAL POPULATION SERVED BY SOURCE WATER SYSTEM - - - - -						14000		
EAGLE MT HOUSE	1212120	CARROLL		NATL		58	2.5	
TOTAL POPULATION SERVED BY SOURCE WATER SYSTEM - - - - -						58		
ECHO LAKE WOODS	0512050	CARROLL		NATL		112	3.5	
TOTAL POPULATION SERVED BY SOURCE WATER SYSTEM - - - - -						112		
ELLIS RIVER	1212060	JACKSON		NATL		30	1.0	
TOTAL POPULATION SERVED BY SOURCE WATER SYSTEM - - - - -						30		
FAIRHAVEN MHP	1563020	HILLSBORO		NATL		63	1.7	
TOTAL POPULATION SERVED BY SOURCE WATER SYSTEM - - - - -						63		
FAR ECHO	1612030	CARROLL		NATL		75	2.0	
TOTAL POPULATION SERVED BY SOURCE WATER SYSTEM - - - - -						75		
FOREST EDGE	0512060	CARROLL		NATL		167	3.0	
TOTAL POPULATION SERVED BY SOURCE WATER SYSTEM - - - - -						167		
FOREST PARK VILLAGE	0512070	CARROLL		NATL		45	1.5	
TOTAL POPULATION SERVED BY SOURCE WATER SYSTEM - - - - -						45		
FOUR SEASONS AT ATTITASH	0162240	CARROLL		NATL		440	3.0	
TOTAL POPULATION SERVED BY SOURCE WATER SYSTEM - - - - -						440		
FRANCOVR APT	1201200	HILLSBORO		NATL		128	1.7	
TOTAL POPULATION SERVED BY SOURCE WATER SYSTEM - - - - -						128		

POPULATION SERVED FLUORIDATED DRINKING WATER BY SOURCE SYSTEM,
CONSECUTIVE SYSTEM, AND COUNTY WITHIN STATE (AS OF 12/31/92)

NEW HAMPSHIRE

WATER SYSTEMS AND CONSECUTIVE SYSTEMS SERVED	EPA ID NO	COUNTY	CHEM USED	STATUS	FLUOR START DATE	POP SERVED	NATURAL NAT LEVEL	SYSTEMS OPT LEVEL
FREEDOM VILLAGE	0862030	CARROLL			NATL	150	1.7	
TOTAL POPULATION SERVED BY SOURCE WATER SYSTEM - - - - -						150		
FRYEBURG WATER CO, ME	0090600	OXFORD	NaF	ADJ	11/71	0		1.2
EAST CONWAY	0511020	CARROLL		CONS		600		
TOTAL POPULATION SERVED BY SOURCE WATER SYSTEM - - - - -						600		
GILFORD MIDDLE SCHOOL	0885020	BELK			NATL	900	0.9	
TOTAL POPULATION SERVED BY SOURCE WATER SYSTEM - - - - -						900		
GILMANTON ELEM SCHOOL	0895010	BELK			NATL	405	1.1	
TOTAL POPULATION SERVED BY SOURCE WATER SYSTEM - - - - -						405		
GLEN ACRES	0162060	CARROLL			NATL	30	2.0	
TOTAL POPULATION SERVED BY SOURCE WATER SYSTEM - - - - -						30		
GOODRICH	0162350	CARROLL			NATL	30	3.5	
TOTAL POPULATION SERVED BY SOURCE WATER SYSTEM - - - - -						30		
GOSHEN LEMSPETER SCHOOL	1345010	SULL			NATL	250	1.0	
TOTAL POPULATION SERVED BY SOURCE WATER SYSTEM - - - - -						250		
GRANTHAM VILLAGE SCHOOL	0955010	SULL			NATL	85	2.6	
TOTAL POPULATION SERVED BY SOURCE WATER SYSTEM - - - - -						85		
GUNSTOCK GLEN	0882090	BELKNAP			NATL	138	1.7	
TOTAL POPULATION SERVED BY SOURCE WATER SYSTEM - - - - -						138		
HANOVER WATER CO	1071010	GRAFTON	NaF	ADJ	11/58	6700		1.0
TOTAL POPULATION SERVED BY SOURCE WATER SYSTEM - - - - -						6700		
HARBORSIDE	1612220	CARROLL			NATL	40	2.0	
TOTAL POPULATION SERVED BY SOURCE WATER SYSTEM - - - - -						40		
HIGH PASTURES	1212100	JACKSON			NATL	40	3.0	
TOTAL POPULATION SERVED BY SOURCE WATER SYSTEM - - - - -						40		

POPULATION SERVED FLUORIDATED DRINKING WATER BY SOURCE SYSTEM,
CONSECUTIVE SYSTEM, AND COUNTY WITHIN STATE (AS OF 12/31/92)

NEW HAMPSHIRE

WATER SYSTEMS AND CONSECUTIVE SYSTEMS SERVED	EPA ID NO	COUNTY	CHEM USED	STATUS	FLUOR START DATE	POP SERVED	NATURAL NAT LEVEL	SYSTEMS OPT LEVEL
HIGHWATCH	0732020	CARROLL			NATL	200	1.7	
TOTAL POPULATION SERVED BY SOURCE WATER SYSTEM - - - - -						200		
HOLIDAY RIDGE	0162010	CARROLL			NATL	150	3.0	
TOTAL POPULATION SERVED BY SOURCE WATER SYSTEM - - - - -						150		
HOST MILLS	2452030	HILLSBORO			NATL	0	2.0	
TOTAL POPULATION SERVED BY SOURCE WATER SYSTEM - - - - -						0		
HUNTING RIDGE	0512080	CARROLL			NATL	83	2.0	
TOTAL POPULATION SERVED BY SOURCE WATER SYSTEM - - - - -						83		
INTERLAKES SCHOOL	1525020	BELK			NATL	485	1.0	
TOTAL POPULATION SERVED BY SOURCE WATER SYSTEM - - - - -						485		
JEFFERSON ELEM SCHOOL	1235010	COOS			NATL	101	1.0	
TOTAL POPULATION SERVED BY SOURCE WATER SYSTEM - - - - -						101		
KEASARGE SCHOOL	0275070	MERRIMACK			NATL	200	1.2	
TOTAL POPULATION SERVED BY SOURCE WATER SYSTEM - - - - -						200		
LAKE OSSIPPEE VILL	0862010	CARROLL			NATL	450	1.7	
TOTAL POPULATION SERVED BY SOURCE WATER SYSTEM - - - - -						450		
LAKE PINE CONDOMINIUMS	0512090	CARROLL			NATL	25	2.0	
TOTAL POPULATION SERVED BY SOURCE WATER SYSTEM - - - - -						25		
LAKES REG. DAY CARE	1285030	BELK			NATL	90	1.1	
TOTAL POPULATION SERVED BY SOURCE WATER SYSTEM - - - - -						90		
LANCASTER WATER DEPT	1291010	COOS	NaF	ADJ	12/65	2100		1.0
TOTAL POPULATION SERVED BY SOURCE WATER SYSTEM - - - - -						2100		
LEBANON WATER DEPT	1321010	GRAFTON	NaF	ADJ	11/56	8500		1.0
TOTAL POPULATION SERVED BY SOURCE WATER SYSTEM - - - - -						8500		

POPULATION SERVED FLUORIDATED DRINKING WATER BY SOURCE SYSTEM,
CONSECUTIVE SYSTEM, AND COUNTY WITHIN STATE (AS OF 12/31/92)

NEW HAMPSHIRE

WATER SYSTEMS AND CONSECUTIVE SYSTEMS SERVED	EPA ID NO	COUNTY	CHEM USED	STATUS	FLUOR START DATE	POP SERVED	NATURAL NAT LEVEL	SYSTEMS OPT LEVEL
LINCOLN MON. (EAST ONLY)	1351010	GRAFTON			NATL	2750	3.0	
TOTAL POPULATION SERVED BY SOURCE WATER SYSTEM - - - - -						2750		
LINDERHOFF GOLF COURSE	0162070	CARROLL			NATL	298	2.0	
TOTAL POPULATION SERVED BY SOURCE WATER SYSTEM - - - - -						298		
LINDERHOFF MOUNTAINSIDE	0162090	CARROLL			NATL	297	2.5	
TOTAL POPULATION SERVED BY SOURCE WATER SYSTEM - - - - -						297		
LOST VALLEY	0073203	CARROLL			NATL	105	2.4	
TOTAL POPULATION SERVED BY SOURCE WATER SYSTEM - - - - -						105		
LOUDON ELEM SCHOOL	1405010	MERRIMACK			NATL	365	3.0	
TOTAL POPULATION SERVED BY SOURCE WATER SYSTEM - - - - -						365		
LYME CENTRAL SCHOOL	1435010	GRAFTON			NATL	28	2.1	
TOTAL POPULATION SERVED BY SOURCE WATER SYSTEM - - - - -						28		
LYNDEBORO	1445010	HILLSBORO			NATL	130	1.0	
TOTAL POPULATION SERVED BY SOURCE WATER SYSTEM - - - - -						130		
MADNONOCK SCHOOL	1875030	HILLSBORO			NATL	90	0.8	
TOTAL POPULATION SERVED BY SOURCE WATER SYSTEM - - - - -						90		
MELODY PINES CONDOMINIUMS	0512230	CARROLL			NATL	125	3.5	
TOTAL POPULATION SERVED BY SOURCE WATER SYSTEM - - - - -						125		
METTING HOUSE SCH	1995020	CHES			NATL	50	0.9	
TOTAL POPULATION SERVED BY SOURCE WATER SYSTEM - - - - -						50		
MITTENWALD	0162120	CARROLL			NATL	30	2.5	
TOTAL POPULATION SERVED BY SOURCE WATER SYSTEM - - - - -						30		
MITTERSILL	0841200	COOS			NATL	475	2.5	
TOTAL POPULATION SERVED BY SOURCE WATER SYSTEM - - - - -						475		
MONADNOCK MHP	1993010	CHESEBINE			NATL	190	1.7	
TOTAL POPULATION SERVED BY SOURCE WATER SYSTEM - - - - -						190		

POPULATION SERVED FLUORIDATED DRINKING WATER BY SOURCE SYSTEM,
CONSECUTIVE SYSTEM, AND COUNTY WITHIN STATE (AS OF 12/31/92)

NEW HAMPSHIRE

WATER SYSTEMS AND CONSECUTIVE SYSTEMS SERVED	EPA ID NO	COUNTY	CHEM USED	STATUS	FLUOR START DATE	POP SERVED	NATURAL SYSTEMS NAT LEVEL	OPT LEVEL
MOU CENTRAL SCHOOL	1615010	CARROLL			NATL	430	1.0	
TOTAL POPULATION SERVED BY SOURCE WATER SYSTEM - - - - -						430		
MOUNTAIN RIVER WEST	2342030	GRAFTON			NATL	200	1.8	
TOTAL POPULATION SERVED BY SOURCE WATER SYSTEM - - - - -						200		
MOUNTAIN VALE VILLAGE M.H.P	0513100	CARROLL			NATL	250	1.0	
TOTAL POPULATION SERVED BY SOURCE WATER SYSTEM - - - - -						250		
MOUNTAINSIDE ON ATTITASH	0162210	CARROLL			NATL	150	2.5	
TOTAL POPULATION SERVED BY SOURCE WATER SYSTEM - - - - -						150		
MT HOME EST	1392080	ROCKINGHAM			NATL	500	1.0	
TOTAL POPULATION SERVED BY SOURCE WATER SYSTEM - - - - -						500		
NEW BOSTON ELEM SCHOOL	1645010	HILLSBORO			NATL	380	0.9	
TOTAL POPULATION SERVED BY SOURCE WATER SYSTEM - - - - -						380		
NORDIC VILLAGE	0162270	CARROLL			NATL	53	2.7	
TOTAL POPULATION SERVED BY SOURCE WATER SYSTEM - - - - -						53		
NORTH CONWAY WATER PRECINCT	0511030	CARROLL			NATL	4000	0.8	
TOTAL POPULATION SERVED BY SOURCE WATER SYSTEM - - - - -						4000		
NORTH LEDGE WATER COMPANY	0162050	CARROLL			NATL	80	2.2	
TOTAL POPULATION SERVED BY SOURCE WATER SYSTEM - - - - -						80		
NORTH PINES ASSOCIATION	0512110	CARROLL			NATL	67	3.5	
TOTAL POPULATION SERVED BY SOURCE WATER SYSTEM - - - - -						67		
NOTTINGHAM ELEM	1805010	STRAFFORD			NATL	400	0.9	
TOTAL POPULATION SERVED BY SOURCE WATER SYSTEM - - - - -						400		
OAK WOOD HEIGHTS	0512170	CARROLL			NATL	30	2.0	
TOTAL POPULATION SERVED BY SOURCE WATER SYSTEM - - - - -						30		

POPULATION SERVED FLUORIDATED DRINKING WATER BY SOURCE SYSTEM,
CONSECUTIVE SYSTEM, AND COUNTY WITHIN STATE (AS OF 12/31/92)

NEW HAMPSHIRE

WATER SYSTEMS AND CONSECUTIVE SYSTEMS SERVED	EPA ID NO	COUNTY	CHEM USED	STATUS	FLUOR START DATE	POP SERVED	NATURAL NAT LEVEL	SYSTEMS OPT LEVEL
PARADISE SHORES	1612010	CARROLL		NATL		1000	2.0	
TOTAL POPULATION SERVED BY SOURCE WATER SYSTEM - - - - -						1000		
PARTRIDGE WOODS	0162230	CARROLL		NATL		120	3.0	
TOTAL POPULATION SERVED BY SOURCE WATER SYSTEM - - - - -						120		
PLAINS SCHOOL	1435020	GRAFTON		NATL		220	2.0	
TOTAL POPULATION SERVED BY SOURCE WATER SYSTEM - - - - -						220		
PORTSMOUTH WATER DEPT	1951010	ROCKINGHAM	Acid	ADJ	06/75	33217		1.0
NEW CASTLE WATER WORKS	1661010	ROCKINGHAM		CONS		600		
TOTAL POPULATION SERVED BY SOURCE WATER SYSTEM - - - - -						33817		
PROFILE APT	2002020	STRAFFORD		NATL		90	1.7	
TOTAL POPULATION SERVED BY SOURCE WATER SYSTEM - - - - -						90		
PROFILE HS	0245010	GRAFTON		NATL		250	1.0	
TOTAL POPULATION SERVED BY SOURCE WATER SYSTEM - - - - -						250		
ROCHESTER WATER WORKS	2001010	STRAFFORD	NaF	ADJ	11/67	25000		1.0
TOTAL POPULATION SERVED BY SOURCE WATER SYSTEM - - - - -						25000		
ROCKHOUSE MOUNTAIN	0512240	CARROLL		NATL		53	2.0	
TOTAL POPULATION SERVED BY SOURCE WATER SYSTEM - - - - -						53		
ROCKY RIVER RESORT	0162290	CARROLL		NATL		100	3.8	
TOTAL POPULATION SERVED BY SOURCE WATER SYSTEM - - - - -						100		
ROLLING RIDGE	0162130	CARROLL		NATL		75	3.9	
TOTAL POPULATION SERVED BY SOURCE WATER SYSTEM - - - - -						75		
SACO PINES	0512180	CARROLL		NATL		50	2.0	
TOTAL POPULATION SERVED BY SOURCE WATER SYSTEM - - - - -						50		
SACO RIDGE VILLAGE	0162020	CARROLL		NATL		75	3.2	
TOTAL POPULATION SERVED BY SOURCE WATER SYSTEM - - - - -						75		

POPULATION SERVED FLUORIDATED DRINKING WATER BY SOURCE SYSTEM,
CONSECUTIVE SYSTEM, AND COUNTY WITHIN STATE (AS OF 12/31/92)

NEW HAMPSHIRE

WATER SYSTEMS AND CONSECUTIVE SYSTEMS SERVED	EPA ID NO	COUNTY	CHEM USED	STATUS	FLUOR START DATE	POP SERVED	NATURAL NAT LEVEL	SYSTEMS OPT LEVEL
SACO RIVER FOREST ASSOCIATION	0512120	CARROLL			NATL	65	2.0	
TOTAL POPULATION SERVED BY SOURCE WATER SYSTEM - - - - -						65		
SACO WOODS	0512250	CARROLL			NATL	240	1.5	
TOTAL POPULATION SERVED BY SOURCE WATER SYSTEM - - - - -						240		
SLOPE & SHORE	1722020	MERRIMACK			NATL	180	2.5	
TOTAL POPULATION SERVED BY SOURCE WATER SYSTEM - - - - -						180		
SOUTH PINES ASSOCIATION	0512140	CARROLL			NATL	65	3.0	
TOTAL POPULATION SERVED BY SOURCE WATER SYSTEM - - - - -						65		
STAR RIDGE	2342080	GRAFTON			NATL	60	3.0	
TOTAL POPULATION SERVED BY SOURCE WATER SYSTEM - - - - -						60		
SUTTON CENTRAL SCHOOL	2295020	MERRIMACK			NATL	75	1.3	
TOTAL POPULATION SERVED BY SOURCE WATER SYSTEM - - - - -						75		
SWEET HILL KINDER	1935040	ROCKINGHAM			NATL	53	2.5	
TOTAL POPULATION SERVED BY SOURCE WATER SYSTEM - - - - -						53		
SWISSVALE	1612130	CARROLL			NATL	338	1.7	
TOTAL POPULATION SERVED BY SOURCE WATER SYSTEM - - - - -						338		
TAMWORTH COMMUNITY SCHOOL	2315030	CARROLL			NATL	60	0.9	
TOTAL POPULATION SERVED BY SOURCE WATER SYSTEM - - - - -						60		
TE SEASPM AT ATTITASH	0166240	CARROLL			NATL	480	3.8	
TOTAL POPULATION SERVED BY SOURCE WATER SYSTEM - - - - -						480		
TEMPLE ELEM SCHOOL	2325010	HILLSBORO			NATL	50	0.9	
TOTAL POPULATION SERVED BY SOURCE WATER SYSTEM - - - - -						50		
THE MEADOWS	0162370	CARROLL			NATL	33	1.0	
TOTAL POPULATION SERVED BY SOURCE WATER SYSTEM - - - - -						33		
THE WELL SCHOOL	1875020	HILLSBORO			NATL	105	1.0	
TOTAL POPULATION SERVED BY SOURCE WATER SYSTEM - - - - -						105		

POPULATION SERVED FLUORIDATED DRINKING WATER BY SOURCE SYSTEM,
CONSECUTIVE SYSTEM, AND COUNTY WITHIN STATE (AS OF 12/31/92)

NEW HAMPSHIRE

WATER SYSTEMS AND CONSECUTIVE SYSTEMS SERVED	EPA ID NO	COUNTY	CHEM USED	STATUS	FLUOR START DATE	POP SERVED	NATURAL NAT LEVEL	SYSTEMS OPT LEVEL
TOP NOTCH CONDOS	0162200	CARROLL			NATL	88	2.5	
TOTAL POPULATION SERVED BY SOURCE WATER SYSTEM - - - - -						88		
TUFTONBORO CENTRAL SCHOOL	2375010	CARROLL			NATL	210	0.9	
TOTAL POPULATION SERVED BY SOURCE WATER SYSTEM - - - - -						210		
VILLAGIO BIANCO ASSN. LTD.	0162260	CARROLL			NATL	63	1.5	
TOTAL POPULATION SERVED BY SOURCE WATER SYSTEM - - - - -						63		
WAGON WHEELS	0298030	GRAFTON			NATL	80	1.8	
TOTAL POPULATION SERVED BY SOURCE WATER SYSTEM - - - - -						80		
WATERVILLE VALLEY	2441010	GRAFTON			NATL	300	1.2	
TOTAL POPULATION SERVED BY SOURCE WATER SYSTEM - - - - -						300		
WEARE MIDDLE SCHOOL	2455020	HILLSBORO			NATL	230	2.1	
TOTAL POPULATION SERVED BY SOURCE WATER SYSTEM - - - - -						230		
WEBSTER ELEM SCHOOL	2465010	MERRIMACK			NATL	100	1.0	
TOTAL POPULATION SERVED BY SOURCE WATER SYSTEM - - - - -						100		
WENTWORTH ELEM SCHOOL	2475010	GRAFTON			NATL	75	1.0	
TOTAL POPULATION SERVED BY SOURCE WATER SYSTEM - - - - -						75		
WESTMORELAND ELEM SCHOOL	2495030	CHES			NATL	155	1.7	
TOTAL POPULATION SERVED BY SOURCE WATER SYSTEM - - - - -						155		
WHISPERING BROOK	0162310	CARROLL			NATL	30	3.0	
TOTAL POPULATION SERVED BY SOURCE WATER SYSTEM - - - - -						30		
WHITE MT. RESORT	2342060	GRAFTON			NATL	208	1.7	
TOTAL POPULATION SERVED BY SOURCE WATER SYSTEM - - - - -						208		
WHITEFIELD VIL FIRE B HILL	2501030	COOS			NATL	1400	0.8	
TOTAL POPULATION SERVED BY SOURCE WATER SYSTEM - - - - -						1400		

POPULATION SERVED FLUORIDATED DRINKING WATER BY SOURCE SYSTEM,
CONSECUTIVE SYSTEM, AND COUNTY WITHIN STATE (AS OF 12/31/92)

NEW HAMPSHIRE

WATER SYSTEMS AND CONSECUTIVE SYSTEMS SERVED	EPA ID NO	COUNTY	CHEM USED	STATUS	FLUOR START DATE	POP SERVED	NATURAL SYSTEMS NAT LEVEL	OPT LEVEL
WOODLAND GROVE	0512130	CARROLL			NATL	155	2.0	
TOTAL POPULATION SERVED BY SOURCE WATER SYSTEM - - - - -						155		

STATE SUMMARY DATA AS OF 12/31/92

NEW JERSEY

SYSTEM SIZE CLASSIFICATION

	FLUORIDATED SYSTEMS		PUBLIC WATER SYSTEMS	
	NUMBER OF SYSTEMS	TOTAL POPULATION	NUMBER OF SYSTEMS	TOTAL POPULATION
=<1,000	2	1,600	260	40,000
1,001-5,000	13	34,487	175	348,000
5,001-10,000	6	43,639	64	478,000
10,001-50,000	18	411,490	116	2,546,000
50,001-100,000	1	100,000	9	581,000
>100,000	3	636,107	12	3,566,000
TOTAL	43	1,227,323	636	7,560,000

FLUORIDATED SYSTEM CLASSIFICATION

	NUMBER	POPULATION	PERCENTAGE (POP.)
ADJUSTED	28	1,113,878	90.8
CONSECUTIVE	0	0	0.0
NATURAL	15	113,445	9.2
TOTAL	43	1,227,323	

SCHOOLS, INDIAN AND MILITARY SYSTEMS

	ADJUSTED		NATURAL	
	NUMBER	POP.	NUMBER	POP.
TOTAL SCHOOLS	0	0	0	0
INDIAN SYSTEMS	0	0	0	0
INDIAN SCHOOLS	0	0	0	0
MILITARY SYSTEMS	3	37,352	0	0

CHEMICAL USAGE OF FLUORIDATING SYSTEMS

	NUMBER	POPULATION
SODIUM FLUORIDE	6	81,628
SODIUM SILICOFLUORIDE	3	291,600
HYDROFLUOSILICIC ACID	18	1,195,034

POPULATION SERVED FLUORIDATED DRINKING WATER BY SOURCE SYSTEM,
CONSECUTIVE SYSTEM, AND COUNTY WITHIN STATE (AS OF 12/31/92)

NEW JERSEY

WATER SYSTEMS AND CONSECUTIVE SYSTEMS SERVED	EPA ID NO	COUNTY	CHEM USED	STATUS	FLUOR START DATE	POP SERVED	NATURAL SYSTEMS NAT LEVEL	OPT LEVEL
ALLENHURST WATER DEPT	1301001	MONMOUTH	Acid	ADJ	07/54	950		1.0
TOTAL POPULATION SERVED BY SOURCE WATER SYSTEM - - - - -						950		
ALLENTOWN WATER DEPT	1302001	MONMOUTH	Acid	ADJ	04/65	2000		1.0
TOTAL POPULATION SERVED BY SOURCE WATER SYSTEM - - - - -						2000		
ANCORA STATE HOSPITAL	0436001	CAMDEN	Acid	ADJ	07/72	3000		1.0
TOTAL POPULATION SERVED BY SOURCE WATER SYSTEM - - - - -						3000		
ATLANTIC CITY MUN UTIL AUTH	0102001	ATLANTIC	Acid	ADJ	03/58	100000		1.0
TOTAL POPULATION SERVED BY SOURCE WATER SYSTEM - - - - -						100000		
BEACH HAVEN WATER DEPT	1503001	OCEAN	NaF	ADJ	03/64	1714		1.0
TOTAL POPULATION SERVED BY SOURCE WATER SYSTEM - - - - -						1714		
BURLINGTON CITY WATER DEPT	0305001	BURLINGTON	Acid	ADJ	06/65	9900		1.0
TOTAL POPULATION SERVED BY SOURCE WATER SYSTEM - - - - -						9900		
CLAYTON WATER DEPT	0801001	GLOUCESTER		NATL		6300	1.6	
TOTAL POPULATION SERVED BY SOURCE WATER SYSTEM - - - - -						6300		
CRANBURY TWP WATER DEPT	1202001	MIDDLESEX	NaF	ADJ	11/74	2462		1.0
TOTAL POPULATION SERVED BY SOURCE WATER SYSTEM - - - - -						2462		
DEPTFORD TWP MUA	0802001	GLOUCESTER		NATL		23500	0.9	
TOTAL POPULATION SERVED BY SOURCE WATER SYSTEM - - - - -						23500		
EAST BRUNSWICK	1204001	MIDDLESEX	Acid	ADJ	12/54	43000		1.0
TOTAL POPULATION SERVED BY SOURCE WATER SYSTEM - - - - -						43000		
EAST GREENWICH TWP WATER DEPT	0803001	GLOUCESTER		NATL		3800	1.1	
TOTAL POPULATION SERVED BY SOURCE WATER SYSTEM - - - - -						3800		
EAST WINDSOR MUN UTIL AUTH	1101002	MERCER	Acid	ADJ	07/69	25000		1.0
TOTAL POPULATION SERVED BY SOURCE WATER SYSTEM - - - - -						25000		
EGG HARBOR CITY WAT DEPT	0107001	ATLANTIC	Acid	ADJ	12/57	3100		1.0
TOTAL POPULATION SERVED BY SOURCE WATER SYSTEM - - - - -						3100		

POPULATION SERVED FLUORIDATED DRINKING WATER BY SOURCE SYSTEM,
CONSECUTIVE SYSTEM, AND COUNTY WITHIN STATE (AS OF 12/31/92)

NEW JERSEY

WATER SYSTEMS AND CONSECUTIVE SYSTEMS SERVED	EPA ID NO	COUNTY	CHEM USED	STATUS	FLUOR START DATE	POP SERVED	NATURAL SYSTEMS NAT LEVEL	OPT LEVEL
ELIZABETHTOWN WC	2004002	SOMERSET	Acid	ADJ	12/65	108616		1.0
TOTAL POPULATION SERVED BY SOURCE WATER SYSTEM - - - - -						108616		
ELMER WATER DEPT	1702001	SALEM		NATL		1562	0.7	
TOTAL POPULATION SERVED BY SOURCE WATER SYSTEM - - - - -						1562		
FREEHOLD TWP WATER DEPT	1316001	MONMOUTH	Acid	ADJ	02/72	22000		1.0
TOTAL POPULATION SERVED BY SOURCE WATER SYSTEM - - - - -						22000		
FT DIX-US ARMY	0325001	BURLINGTON	NaF	ADJ	/67	24000		1.0
TOTAL POPULATION SERVED BY SOURCE WATER SYSTEM - - - - -						24000		
GARDEN STATE WC-HAMILTON	1103001	MERCER	Acid	ADJ	10/72	31114		1.0
TOTAL POPULATION SERVED BY SOURCE WATER SYSTEM - - - - -						31114		
GLASSBORO WATER DEPT	0806001	GLOUCESTER		NATL		14500	1.9	
TOTAL POPULATION SERVED BY SOURCE WATER SYSTEM - - - - -						14500		
HIGHLAND PARK WAT DEPT	1207001	MIDDLESEX	Acid	ADJ	02/61	14000		1.0
TOTAL POPULATION SERVED BY SOURCE WATER SYSTEM - - - - -						14000		
HIGHTSTOWN WATER DEPT	1104001	MERCER	Acid	ADJ	11/68	4567		1.0
TOTAL POPULATION SERVED BY SOURCE WATER SYSTEM - - - - -						4567		
MANTUA TWP MUA	0810004	GLOUCESTER		NATL		7200	2.1	
TOTAL POPULATION SERVED BY SOURCE WATER SYSTEM - - - - -						7200		
MCGUIRE AIR FORCE BASE	0326006	BURLINGTON	NaF	ADJ	/68	10552		1.0
TOTAL POPULATION SERVED BY SOURCE WATER SYSTEM - - - - -						10552		
MONMOUTH CONSOLIDATED	1345001	MONMOUTH	Acid	ADJ	03/53	302491		1.0
TOTAL POPULATION SERVED BY SOURCE WATER SYSTEM - - - - -						302491		
MT. LAUREL MUN UTIL AUTH	0324001	BURLINGTON	NaF	ADJ	01/65	14900		1.0
TOTAL POPULATION SERVED BY SOURCE WATER SYSTEM - - - - -						14900		

POPULATION SERVED FLUORIDATED DRINKING WATER BY SOURCE SYSTEM,
CONSECUTIVE SYSTEM, AND COUNTY WITHIN STATE (AS OF 12/31/92)

NEW JERSEY

WATER SYSTEMS AND CONSECUTIVE SYSTEMS SERVED	EPA ID NO	COUNTY	CHEM USED	STATUS	FLUOR START DATE	POP SERVED	NATURAL SYSTEMS NAT LEVEL	OPT LEVEL
NAVAL AMMUNITION DEPOT (EARLE)	1309001	MONMOUTH	Acid	ADJ	12/77	2800		1.0
TOTAL POPULATION SERVED BY SOURCE WATER SYSTEM - - - - -						2800		
NEWTON WATER & SEWER UTILITY	1815001	SUSSEX	Acid	ADJ	01/69	8000		1.0
TOTAL POPULATION SERVED BY SOURCE WATER SYSTEM - - - - -						8000		
PEMBERTON TWP	0329004	BURLINGTON		ADJ	02/85	13000		1.0
TOTAL POPULATION SERVED BY SOURCE WATER SYSTEM - - - - -						13000		
PERTH AMBOY WATER DEPT	1216001	MIDDLESEX	NaSiF6	ADJ	06/54	40000		1.0
TOTAL POPULATION SERVED BY SOURCE WATER SYSTEM - - - - -						40000		
PITMAN WATER DEPT	0815001	GLOUCESTER		NATL		10500	1.8	
TOTAL POPULATION SERVED BY SOURCE WATER SYSTEM - - - - -						10500		
RAHWAY WATER DEPT	2013001	UNION	NaSiF6	ADJ	07/52	26600		1.0
TOTAL POPULATION SERVED BY SOURCE WATER SYSTEM - - - - -						26600		
SOUTH JERSEY WTR SUPPLY CO	0808001	GLOUCESTER		NATL		1100	1.5	
TOTAL POPULATION SERVED BY SOURCE WATER SYSTEM - - - - -						1100		
TRENTON	1111001	MERCER	NaSiF6	ADJ	05/64	225000		1.0
TOTAL POPULATION SERVED BY SOURCE WATER SYSTEM - - - - -						225000		
WASHINGTON TWP MUA NOB HILL DI	0818003	GLOUCESTER		NATL		2832	0.7	
TOTAL POPULATION SERVED BY SOURCE WATER SYSTEM - - - - -						2832		
WASHINGTON TWP MUN UTIL AUTH	0818004	GLOUCESTER	NaF	ADJ	09/72	28000		1.0
TOTAL POPULATION SERVED BY SOURCE WATER SYSTEM - - - - -						28000		
WENONAH WATER DEPT	0819001	GLOUCESTER		NATL		2300	1.6	
TOTAL POPULATION SERVED BY SOURCE WATER SYSTEM - - - - -						2300		
WEST DEPTFORD TWP WATER DEPT	0820001	GLOUCESTER		NATL		18500	1.8	
TOTAL POPULATION SERVED BY SOURCE WATER SYSTEM - - - - -						18500		
WEST MILFORD TWP MUA AWOSTUNG	1615012	PASSAIC		NATL		650	1.1	
TOTAL POPULATION SERVED BY SOURCE WATER SYSTEM - - - - -						650		

POPULATION SERVED FLUORIDATED DRINKING WATER BY SOURCE SYSTEM,
CONSECUTIVE SYSTEM, AND COUNTY WITHIN STATE (AS OF 12/31/92)

NEW JERSEY

WATER SYSTEMS AND CONSECUTIVE SYSTEMS SERVED	EPA ID NO	COUNTY	CHEM USED	STATUS	FLUOR START DATE	POP SERVED	NATURAL SYSTEMS NAT LEVEL	OPT LEVEL
WHARTON WATER DEPT	1439001	MORRIS	Acid	ADJ	09/64	7200		1.0
TOTAL POPULATION SERVED BY SOURCE WATER SYSTEM - - - - -						7200		
WILLINGBORO MUA	0338001	BURLINGTON	Acid	ADJ	05/63	39912		1.0
TOTAL POPULATION SERVED BY SOURCE WATER SYSTEM - - - - -						39912		
WOODBURY HEIGHTS WATER UTIL	0823001	GLOUCESTER		NATL		5039	2.5	
TOTAL POPULATION SERVED BY SOURCE WATER SYSTEM - - - - -						5039		
WOODBURY WATER DEPT	0822001	GLOUCESTER		NATL		12412	2.0	
TOTAL POPULATION SERVED BY SOURCE WATER SYSTEM - - - - -						12412		
WOODSTOWN WATER DEPT	1715001	SALEM		NATL		3250	2.2	
TOTAL POPULATION SERVED BY SOURCE WATER SYSTEM - - - - -						3250		

POPULATION SERVED FLUORIDATED DRINKING WATER BY SOURCE SYSTEM,
CONSECUTIVE SYSTEM, AND COUNTY WITHIN STATE (AS OF 12/31/92)

NEW MEXICO

WATER SYSTEMS AND CONSECUTIVE SYSTEMS SERVED	EPA ID NO	COUNTY	CHEM USED	STATUS	FLUOR START DATE	POP SERVED	NATURAL SYSTEMS NAT LEVEL	OPT LEVEL
ACOMA COM WATER SYS (ANZAC)	3501001	CIBOLA	NaF	ADJ	02/81	3013		1.0
TOTAL POPULATION SERVED BY SOURCE WATER SYSTEM - - - - -						3013		
ALAMO COMMUNITY	3500285	MCKINLEY		NATL		520	0.8	
TOTAL POPULATION SERVED BY SOURCE WATER SYSTEM - - - - -						520		
ALAMO DAY SCHOOL	3500210	MCKINLEY		NATL		250	0.8	
TOTAL POPULATION SERVED BY SOURCE WATER SYSTEM - - - - -						250		
ALAMO SPRINGS/APACHITO	3500286	MCKINLEY		NATL		210	0.8	
TOTAL POPULATION SERVED BY SOURCE WATER SYSTEM - - - - -						210		
ALBUQUERQUE	3510701	BERNALILLO	Acid	ADJ	02/74	384736		1.0
TOTAL POPULATION SERVED BY SOURCE WATER SYSTEM - - - - -						384736		
ALCALDE	3535021	RIO ARRIBA		NATL		300	1.3	
TOTAL POPULATION SERVED BY SOURCE WATER SYSTEM - - - - -						300		
ANGEL NEST APTS	3526804	COLFAX		NATL		40	1.6	
TOTAL POPULATION SERVED BY SOURCE WATER SYSTEM - - - - -						40		
ANTON CHICO	3514510	GUADALUPE	NaF	ADJ	04/78	304		1.0
TOTAL POPULATION SERVED BY SOURCE WATER SYSTEM - - - - -						304		
ARTESIA	3520308	EDDY		NATL		10610	1.0	
TOTAL POPULATION SERVED BY SOURCE WATER SYSTEM - - - - -						10610		
BACA COMMUNITY	3500331	MCKINLEY	NaF	ADJ		250		1.0
TOTAL POPULATION SERVED BY SOURCE WATER SYSTEM - - - - -						250		
BACA-HAYSTACK	3500254	MCKINLEY		NATL		290	1.2	
TOTAL POPULATION SERVED BY SOURCE WATER SYSTEM - - - - -						290		
BAYLOR SPRINGS CANYON	3513507	SAN MIGUEL		NATL		122	1.1	
TOTAL POPULATION SERVED BY SOURCE WATER SYSTEM - - - - -						122		
BELEN	3524932	VALENCIA		NATL		6547	1.0	
TOTAL POPULATION SERVED BY SOURCE WATER SYSTEM - - - - -						6547		

POPULATION SERVED FLUORIDATED DRINKING WATER BY SOURCE SYSTEM,
CONSECUTIVE SYSTEM, AND COUNTY WITHIN STATE (AS OF 12/31/92)

NEW MEXICO

WATER SYSTEMS AND CONSECUTIVE SYSTEMS SERVED	EPA ID NO	COUNTY	CHEM USED	STATUS	FLUOR START DATE	POP SERVED	NATURAL SYSTEMS NAT LEVEL	OPT LEVEL
BERNALILLO	3508923	SANDOVAL			NATL	5960	0.9	
TOTAL POPULATION SERVED BY SOURCE WATER SYSTEM - - - - -						5960		
BIG MESA WATER CORP	3573725	SAN MIGUEL			NATL	520	1.4	
TOTAL POPULATION SERVED BY SOURCE WATER SYSTEM - - - - -						520		
BORREGO PASS	3534003	MCKINLEY			NATL	140	0.9	
TOTAL POPULATION SERVED BY SOURCE WATER SYSTEM - - - - -						140		
BRAZITO	3531307	DONA ANA			NATL	252	1.8	
TOTAL POPULATION SERVED BY SOURCE WATER SYSTEM - - - - -						252		
BREAD SPRINGS COMMUNITY	3500841		NaF	ADJ		300		1.0
TOTAL POPULATION SERVED BY SOURCE WATER SYSTEM - - - - -						300		
BUFFALO SPRINGS COMMUNITY	3500264		NaF	ADJ		160		1.0
TOTAL POPULATION SERVED BY SOURCE WATER SYSTEM - - - - -						160		
BURNHAM COMMUNITY	3503030	SAN JUAN			NATL	70	0.7	
TOTAL POPULATION SERVED BY SOURCE WATER SYSTEM - - - - -						70		
CANJILON	3500521	RIO ARRIBA	NaF	ADJ	04/87	312		1.0
TOTAL POPULATION SERVED BY SOURCE WATER SYSTEM - - - - -						312		
CANNON AIRFORCE BASE	3567905	CURRY			NATL	8866	2.2	
TOTAL POPULATION SERVED BY SOURCE WATER SYSTEM - - - - -						8866		
CANON PLAZA	3500421	RIO ARRIBA			NATL	88	1.6	
TOTAL POPULATION SERVED BY SOURCE WATER SYSTEM - - - - -						88		
CANONCITO	3500220	MCKINLEY			NATL	1189	0.8	
TOTAL POPULATION SERVED BY SOURCE WATER SYSTEM - - - - -						1189		
CANONCITO COMMUNITY	3500287	MCKINLEY			NATL	900	1.0	
TOTAL POPULATION SERVED BY SOURCE WATER SYSTEM - - - - -						900		

POPULATION SERVED FLUORIDATED DRINKING WATER BY SOURCE SYSTEM,
CONSECUTIVE SYSTEM, AND COUNTY WITHIN STATE (AS OF 12/31/92)

NEW MEXICO

WATER SYSTEMS AND CONSECUTIVE SYSTEMS SERVED	EPA ID NO	COUNTY	CHEM USED	STATUS	FLUOR START DATE	POP SERVED	NATURAL NAT LEVEL	SYSTEMS OPT LEVEL
CANONES	3700621	RIO ARRIBA		NATL		108	0.9	
TOTAL POPULATION SERVED BY SOURCE WATER SYSTEM - - - - -						108		
CAPITAN	3512514	LINCOLN		NATL		842	1.0	
TOTAL POPULATION SERVED BY SOURCE WATER SYSTEM - - - - -						842		
CARRIZOZO	3512614	LINCOLN	NaF	ADJ	09/80	1075		1.0
TOTAL POPULATION SERVED BY SOURCE WATER SYSTEM - - - - -						1075		
CASAMERO LAKE COMMUNITY	3500256		NaF	ADJ		100		1.0
TOTAL POPULATION SERVED BY SOURCE WATER SYSTEM - - - - -						100		
CAUSEY	3528122	ROOSEVELT		NATL		57	2.6	
TOTAL POPULATION SERVED BY SOURCE WATER SYSTEM - - - - -						57		
CEDAR GROVE	3551426	SANTA FE		NATL		50	3.4	
TOTAL POPULATION SERVED BY SOURCE WATER SYSTEM - - - - -						50		
CENTRAL NM CORRECTIONAL	3510032	VALENCIA		NATL		924	0.9	
TOTAL POPULATION SERVED BY SOURCE WATER SYSTEM - - - - -						924		
CHAMA	3501021	RIO ARRIBA	NaF	ADJ	05/77	1200		1.0
TOTAL POPULATION SERVED BY SOURCE WATER SYSTEM - - - - -						1200		
CHESPORT GARDENS	3857513	LEA		NATL		25	1.1	
TOTAL POPULATION SERVED BY SOURCE WATER SYSTEM - - - - -						25		
CHICHILTAH CHAPTER HOUSE	3500271	MCKINLEY		NATL		50	0.8	
TOTAL POPULATION SERVED BY SOURCE WATER SYSTEM - - - - -						50		
CHILILI	3510801	BERNALILLO		NATL		250	1.6	
TOTAL POPULATION SERVED BY SOURCE WATER SYSTEM - - - - -						250		
CHIMAYO	3543826	RIO ARRIBA		NATL		75	3.4	
TOTAL POPULATION SERVED BY SOURCE WATER SYSTEM - - - - -						75		
CHURCH ROCK COMMUNITY	3500260	MCKINLEY	NaF	ADJ		440		1.0
TOTAL POPULATION SERVED BY SOURCE WATER SYSTEM - - - - -						440		

POPULATION SERVED FLUORIDATED DRINKING WATER BY SOURCE SYSTEM,
CONSECUTIVE SYSTEM, AND COUNTY WITHIN STATE (AS OF 12/31/92)

NEW MEXICO

WATER SYSTEMS AND CONSECUTIVE SYSTEMS SERVED	EPA ID NO	COUNTY	CHEM USED	STATUS	FLUOR START DATE	POP SERVED	NATURAL SYSTEMS NAT LEVEL	OPT LEVEL
CIMARRON	3526204	COLFAX	NaF	ADJ	10/81	772		1.0
TOTAL POPULATION SERVED BY SOURCE WATER SYSTEM	-	-	-	-	-	772		
CLAYTON	3527031	UNION		NATL		2484	0.7	
TOTAL POPULATION SERVED BY SOURCE WATER SYSTEM	-	-	-	-	-	2484		
CLINES CORNERS	3575330	TORRANCE		NATL		70	0.9	
TOTAL POPULATION SERVED BY SOURCE WATER SYSTEM	-	-	-	-	-	70		
CLOUDCROFT	3513519		NaF	ADJ	00/00	636		1.0
TOTAL POPULATION SERVED BY SOURCE WATER SYSTEM	-	-	-	-	-	636		
CLOVIS	3527305	CURRY		NATL		30954	2.4	
TOTAL POPULATION SERVED BY SOURCE WATER SYSTEM	-	-	-	-	-	30954		
COCHITI PUEBLO	3500032	SANDOVAL	NaF	ADJ	02/82	1342		1.0
TOTAL POPULATION SERVED BY SOURCE WATER SYSTEM	-	-	-	-	-	1342		
COLUMBUS	3523016	LUNA		NATL		641	6.4	
TOTAL POPULATION SERVED BY SOURCE WATER SYSTEM	-	-	-	-	-	641		
CONTINENTAL MOBILE HOME PARK	3556813	LEA		NATL		22	1.6	
TOTAL POPULATION SERVED BY SOURCE WATER SYSTEM	-	-	-	-	-	22		
CORONA	3512714	LINCOLN		NATL		215	0.9	
TOTAL POPULATION SERVED BY SOURCE WATER SYSTEM	-	-	-	-	-	215		
COTTONWOOD	3555008	EDDY		NATL		1088	0.9	
TOTAL POPULATION SERVED BY SOURCE WATER SYSTEM	-	-	-	-	-	1088		
COYOTE	3561321	RIO ARRIBA		NATL		57	2.8	
TOTAL POPULATION SERVED BY SOURCE WATER SYSTEM	-	-	-	-	-	57		
COYOTE CANYON CHAPTER	3500325	RIO ARRIBA		NATL		140	1.1	
TOTAL POPULATION SERVED BY SOURCE WATER SYSTEM	-	-	-	-	-	140		

POPULATION SERVED FLUORIDATED DRINKING WATER BY SOURCE SYSTEM,
CONSECUTIVE SYSTEM, AND COUNTY WITHIN STATE (AS OF 12/31/92)

NEW MEXICO

WATER SYSTEMS AND CONSECUTIVE SYSTEMS SERVED	EPA ID NO	COUNTY	CHEM USED	STATUS	FLUOR START DATE	POP SERVED	NATURAL SYSTEMS NAT LEVEL	OPT LEVEL
COYOTE CANYON COMMUNITY	3500274	RIO ARRIBA		NATL		545	0.9	
TOTAL POPULATION SERVED BY SOURCE WATER SYSTEM - - - - -						545		
CROWNPOINT COMMUNITY	3503039		NaF	ADJ		750	1.0	
TOTAL POPULATION SERVED BY SOURCE WATER SYSTEM - - - - -						750		
CRYSTAL COMMUNITY	3503012		NaF	ADJ		560	1.0	
TOTAL POPULATION SERVED BY SOURCE WATER SYSTEM - - - - -						560		
CUBA	3509023		NaF	ADJ	00/00	760	1.0	
TOTAL POPULATION SERVED BY SOURCE WATER SYSTEM - - - - -						760		
CUNDIYO	3504226	SANTA FE		NATL		100	1.3	
TOTAL POPULATION SERVED BY SOURCE WATER SYSTEM - - - - -						100		
DEMING	3528616	LUNA		NATL		10970	0.7	
TOTAL POPULATION SERVED BY SOURCE WATER SYSTEM - - - - -						10970		
DES MOINES	3527131	UNION		NATL		168	1.1	
TOTAL POPULATION SERVED BY SOURCE WATER SYSTEM - - - - -						168		
DEXTER	3519703	CHAVES		NATL		898	1.0	
TOTAL POPULATION SERVED BY SOURCE WATER SYSTEM - - - - -						898		
DORA	3528222	ROOSEVELT		NATL		167	1.3	
TOTAL POPULATION SERVED BY SOURCE WATER SYSTEM - - - - -						167		
EDGEWOOD MEADOWS	3524830	TORRANCE		NATL		95	0.8	
TOTAL POPULATION SERVED BY SOURCE WATER SYSTEM - - - - -						95		
EL ALTO	3515718	MORA		NATL		135	1.3	
TOTAL POPULATION SERVED BY SOURCE WATER SYSTEM - - - - -						135		
EL COROCO	3516825	SAN MIGUEL		NATL		100	1.5	
TOTAL POPULATION SERVED BY SOURCE WATER SYSTEM - - - - -						100		
EL SALTO	3522329	TAOS		NATL		200	1.3	
TOTAL POPULATION SERVED BY SOURCE WATER SYSTEM - - - - -						200		

POPULATION SERVED FLUORIDATED DRINKING WATER BY SOURCE SYSTEM,
CONSECUTIVE SYSTEM, AND COUNTY WITHIN STATE (AS OF 12/31/92)

NEW MEXICO

WATER SYSTEMS AND CONSECUTIVE SYSTEMS SERVED	EPA ID NO	COUNTY	CHEM USED	STATUS	FLUOR START DATE	POP SERVED	NATURAL SYSTEMS NAT LEVEL	OPT LEVEL
ELIDA	3528322	ROOSEVELT			NATL	202	3.5	
TOTAL POPULATION SERVED BY SOURCE WATER SYSTEM - - - - -						202		
ENCHANTED MESA M.H.P.	3553321	RIO ARRIBA			NATL	230	2.3	
TOTAL POPULATION SERVED BY SOURCE WATER SYSTEM - - - - -						230		
ENCINO (VAUGHN)	3523930	TORRANCE			NATL	131	0.0	
TOTAL POPULATION SERVED BY SOURCE WATER SYSTEM - - - - -						131		
ENSENADA	3501821	RIO ARRIBA	NaF	ADJ	08/87	120		1.0
TOTAL POPULATION SERVED BY SOURCE WATER SYSTEM - - - - -						120		
ESPANOLA	3501921	RIO ARRIBA			NATL	8389	1.9	
TOTAL POPULATION SERVED BY SOURCE WATER SYSTEM - - - - -						8389		
ESTANCIA	3524030	TORRANCE	NaF	ADJ	09/80	792		1.0
TOTAL POPULATION SERVED BY SOURCE WATER SYSTEM - - - - -						792		
EUNICE	3521513	LEA			NATL	2676	1.1	
TOTAL POPULATION SERVED BY SOURCE WATER SYSTEM - - - - -						2676		
FARMINGTON	3510224	SAN JUAN	Acid	ADJ	12/65	33997		1.0
FARMINGTON NTUA	3500245			CONS		2250		
TOTAL POPULATION SERVED BY SOURCE WATER SYSTEM - - - - -						36247		
FLOYD	3528422	ROOSEVELT			NATL	117	5.8	
TOTAL POPULATION SERVED BY SOURCE WATER SYSTEM - - - - -						117		
FORT SUMNER	3527706	DE BACA			NATL	1269	2.4	
TOTAL POPULATION SERVED BY SOURCE WATER SYSTEM - - - - -						1269		
GALISTEO	3504426	SANTA FE			NATL	130	1.2	
TOTAL POPULATION SERVED BY SOURCE WATER SYSTEM - - - - -						130		
GALLUP	3508317	MCKINLEY			NATL	19154	1.4	
TOTAL POPULATION SERVED BY SOURCE WATER SYSTEM - - - - -						19154		

POPULATION SERVED FLUORIDATED DRINKING WATER BY SOURCE SYSTEM,
CONSECUTIVE SYSTEM, AND COUNTY WITHIN STATE (AS OF 12/31/92)

NEW MEXICO

WATER SYSTEMS AND CONSECUTIVE SYSTEMS SERVED	EPA ID NO	COUNTY	CHEM USED	STATUS	FLUOR START DATE	POP SERVED	NATURAL SYSTEMS NAT LEVEL	OPT LEVEL
GARFIELD	3529007	DONA ANA			NATL	500	1.8	
TOTAL POPULATION SERVED BY SOURCE WATER SYSTEM - - - - -						500		
GLEN ACRES	3556212	HIDAHGO			NATL	150	4.7	
TOTAL POPULATION SERVED BY SOURCE WATER SYSTEM - - - - -						150		
GRADY	3527405	CURRY			NATL	110	1.0	
TOTAL POPULATION SERVED BY SOURCE WATER SYSTEM - - - - -						110		
GRANTS	3526132	CEBOLA	NaSiF6	ADJ	03/86	8626		1.0
TOTAL POPULATION SERVED BY SOURCE WATER SYSTEM - - - - -						8626		
HACHITA	3532409	GRANT			NATL	80	4.3	
TOTAL POPULATION SERVED BY SOURCE WATER SYSTEM - - - - -						80		
HACIENDA	3511507	DONA ANA			NATL	1862	0.8	
TOTAL POPULATION SERVED BY SOURCE WATER SYSTEM - - - - -						1862		
HAGERMAN	3519903	CHAVES			NATL	960	1.2	
TOTAL POPULATION SERVED BY SOURCE WATER SYSTEM - - - - -						960		
HATCH	3511607	DONA ANA			NATL	1136	0.9	
TOTAL POPULATION SERVED BY SOURCE WATER SYSTEM - - - - -						1136		
HOBBS	3521613	LEA			NATL	35961	1.0	
TOTAL POPULATION SERVED BY SOURCE WATER SYSTEM - - - - -						35961		
HOLLOMAN AFB	3562719	OTERO			NATL	1500	1.0	
TOTAL POPULATION SERVED BY SOURCE WATER SYSTEM - - - - -						1500		
HOLMAN	3515918	MORA			NATL	96	3.7	
TOTAL POPULATION SERVED BY SOURCE WATER SYSTEM - - - - -						96		
HUERFANO-CARSON COMMUNITY	3503063	SAN JUAN	NaF	ADJ		105		1.0
TOTAL POPULATION SERVED BY SOURCE WATER SYSTEM - - - - -						105		

POPULATION SERVED FLUORIDATED DRINKING WATER BY SOURCE SYSTEM,
CONSECUTIVE SYSTEM, AND COUNTY WITHIN STATE (AS OF 12/31/92)

NEW MEXICO

WATER SYSTEMS AND CONSECUTIVE SYSTEMS SERVED	EPA ID NO	COUNTY	CHEM USED	STATUS	FLUOR START DATE	POP SERVED	NATURAL SYSTEMS NAT LEVEL	OPT LEVEL
HURLEY	3522409	GRANT		NATL		1534	1.9	
TOTAL POPULATION SERVED BY SOURCE WATER SYSTEM - - - - -						1534		
ISLETA CHICAL	3501084	VALENCIA	NaF	ADJ	02/82	654		1.0
TOTAL POPULATION SERVED BY SOURCE WATER SYSTEM - - - - -						654		
ISLETA LOS CHARCOS	3502084	VALENCIA	NaF	ADJ	02/81	94		1.0
TOTAL POPULATION SERVED BY SOURCE WATER SYSTEM - - - - -						94		
ISLETA SUBDIVISION	3501218	BERNALILLO	NaF	ADJ	02/81	375		1.0
TOTAL POPULATION SERVED BY SOURCE WATER SYSTEM - - - - -						375		
ISLETA WESTSIDE COM SYS	3503084	BERNALILLO	NaF	ADJ	02/81	1750		1.0
TOTAL POPULATION SERVED BY SOURCE WATER SYSTEM - - - - -						1750		
JAL	3521713	LEA		NATL		2156	2.4	
TOTAL POPULATION SERVED BY SOURCE WATER SYSTEM - - - - -						2156		
JAMEZ SPRINGS	3509123	SANDOVAL		NATL		790	1.2	
TOTAL POPULATION SERVED BY SOURCE WATER SYSTEM - - - - -						790		
JICARILLA APACHE COM W&S SYS	3500005	RIO ARRIBA	NaF	ADJ	05/84	2617		1.0
TOTAL POPULATION SERVED BY SOURCE WATER SYSTEM - - - - -						2617		
KEYAH #1 COMMUNITY	3503054	SAN JUAN		NATL		350	1.5	
TOTAL POPULATION SERVED BY SOURCE WATER SYSTEM - - - - -						350		
LA PUEBLA	3533526	SANTA FE		NATL		297	0.7	
TOTAL POPULATION SERVED BY SOURCE WATER SYSTEM - - - - -						297		
LAGUNA ENCINAL W&S SYSTEMS	3501093	CIBOLA	NaF	ADJ	02/81	324		1.0
TOTAL POPULATION SERVED BY SOURCE WATER SYSTEM - - - - -						324		
LAGUNA PAGUATE W&S SYSTEMS	3502093	CIBOLA	NaF	ADJ	02/81	525		1.0
TOTAL POPULATION SERVED BY SOURCE WATER SYSTEM - - - - -						525		
LAKE ARTHUR	3520003	CHAVES		NATL		336	1.1	
TOTAL POPULATION SERVED BY SOURCE WATER SYSTEM - - - - -						336		

POPULATION SERVED FLUORIDATED DRINKING WATER BY SOURCE SYSTEM,
CONSECUTIVE SYSTEM, AND COUNTY WITHIN STATE (AS OF 12/31/92)

NEW MEXICO

WATER SYSTEMS AND CONSECUTIVE SYSTEMS SERVED	EPA ID NO	COUNTY	CHEM USED	STATUS	FLUOR START DATE	POP SERVED	NATURAL SYSTEMS NAT LEVEL	OPT LEVEL
LAKE SHORE	3573627	SIERRA			NATL	1000	1.0	
TOTAL POPULATION SERVED BY SOURCE WATER SYSTEM - - - - -						1000		
LAKE VALLEY CHAPTER	3500269	SAN JUAN			NATL	30	13.0	
TOTAL POPULATION SERVED BY SOURCE WATER SYSTEM - - - - -						30		
LAKE VALLEY COMMUNITY	3500821	SAN JUAN			NATL	228	1.2	
TOTAL POPULATION SERVED BY SOURCE WATER SYSTEM - - - - -						228		
LAKE VALLEY SCHOOL	3534010	SAN JUAN			NATL	130	0.0	
TOTAL POPULATION SERVED BY SOURCE WATER SYSTEM - - - - -						130		
LAS VEGAS	3518025	SAN MIGUEL	Acid	ADJ	09/60	14753		1.0
TOTAL POPULATION SERVED BY SOURCE WATER SYSTEM - - - - -						14753		
LEASEBUM	3554207	DONA ANA			NATL	500	0.9	
TOTAL POPULATION SERVED BY SOURCE WATER SYSTEM - - - - -						500		
LLANO CHIMAYO	3502521	SAN JUAN			NATL	63	2.3	
TOTAL POPULATION SERVED BY SOURCE WATER SYSTEM - - - - -						63		
LLANO QUEMADO	3506329	TAOS			NATL	590	2.8	
TOTAL POPULATION SERVED BY SOURCE WATER SYSTEM - - - - -						590		
LORDSBURG	3522812	HIDALGO			NATL	2951	4.2	
TOTAL POPULATION SERVED BY SOURCE WATER SYSTEM - - - - -						2951		
LOS ALAMOS	3500115	LOS ALAMOS	NaF	ADJ	11/68	19000		1.0
TOTAL POPULATION SERVED BY SOURCE WATER SYSTEM - - - - -						19000		
LOS LUNAS	3525332	VALENCIA			NATL	6013	1.3	
TOTAL POPULATION SERVED BY SOURCE WATER SYSTEM - - - - -						6013		
LOVINGTON	3521813	LEA			NATL	9322	0.9	
TOTAL POPULATION SERVED BY SOURCE WATER SYSTEM - - - - -						9322		

POPULATION SERVED FLUORIDATED DRINKING WATER BY SOURCE SYSTEM,
CONSECUTIVE SYSTEM, AND COUNTY WITHIN STATE (AS OF 12/31/92)

NEW MEXICO

WATER SYSTEMS AND CONSECUTIVE SYSTEMS SERVED	EPA ID NO	COUNTY	CHEM USED	STATUS	FLUOR START DATE	POP SERVED	NATURAL SYSTEMS NAT LEVEL	OPT LEVEL
LYBROOK	3533021	RIO ARRIBA		NATL		450	0.8	
TOTAL POPULATION SERVED BY SOURCE WATER SYSTEM - - - - -						450		
MANUELITO CHAPTER	3500295	MCKINLEY		NATL		25	0.9	
TOTAL POPULATION SERVED BY SOURCE WATER SYSTEM - - - - -						25		
MARIANO LAKE CHAPTER	3500252	MCKINLEY		NATL		250	2.9	
TOTAL POPULATION SERVED BY SOURCE WATER SYSTEM - - - - -						250		
MELROSE	3527505	CURRY		NATL		701	1.9	
TOTAL POPULATION SERVED BY SOURCE WATER SYSTEM - - - - -						701		
MESQUITE	3528807	DONA ANA		NATL		1866	0.8	
TOTAL POPULATION SERVED BY SOURCE WATER SYSTEM - - - - -						1866		
MEXICAN SPRINGS	3500262		NaF	ADJ		460		1.0
TOTAL POPULATION SERVED BY SOURCE WATER SYSTEM - - - - -						460		
MEXICAN SPRINGS WEST	3500267		NaF	ADJ		240		1.0
TOTAL POPULATION SERVED BY SOURCE WATER SYSTEM - - - - -						240		
MILAN	3525533	VALENCIA	NaF	ADJ	/80	1911		1.0
TOTAL POPULATION SERVED BY SOURCE WATER SYSTEM - - - - -						1911		
MITTENROCK COMMUNITY	3503057		NaF	ADJ		360		1.0
TOTAL POPULATION SERVED BY SOURCE WATER SYSTEM - - - - -						360		
MONUMENT	3537113	LEA		NATL		230	1.1	
TOTAL POPULATION SERVED BY SOURCE WATER SYSTEM - - - - -						230		
MORA	3516218	MORA	NaF	ADJ	12/66	860		1.0
TOTAL POPULATION SERVED BY SOURCE WATER SYSTEM - - - - -						860		
MORIARTY	3524230	TORRANCE	NaF	ADJ	09/80	1399		1.0
TOTAL POPULATION SERVED BY SOURCE WATER SYSTEM - - - - -						1399		
MOSQUERO	3526811	HARDING		NATL		320	2.3	
TOTAL POPULATION SERVED BY SOURCE WATER SYSTEM - - - - -						320		

POPULATION SERVED FLUORIDATED DRINKING WATER BY SOURCE SYSTEM,
CONSECUTIVE SYSTEM, AND COUNTY WITHIN STATE (AS OF 12/31/92)

NEW MEXICO

WATER SYSTEMS AND CONSECUTIVE SYSTEMS SERVED	EPA ID NO	COUNTY	CHEM USED	STATUS	FLUOR START DATE	POP SERVED	NATURAL SYSTEMS NAT LEVEL	OPT LEVEL
MOUNTAIN AIR	3524330	TORRANCE			NATL	926	1.0	
TOTAL POPULATION SERVED BY SOURCE WATER SYSTEM - - - - -						926		
MULHOLLAND WELL	3503040	MCKINLEY			NATL	50	1.8	
TOTAL POPULATION SERVED BY SOURCE WATER SYSTEM - - - - -						50		
NACSHITTI PUBLIC SCH	3500326	SAN JUAN			NATL	300	1.5	
TOTAL POPULATION SERVED BY SOURCE WATER SYSTEM - - - - -						300		
NAGEEZI COMMUNITY	3500296		NaF	ADJ		190		1.0
TOTAL POPULATION SERVED BY SOURCE WATER SYSTEM - - - - -						190		
NAMBE PUEBLO	3501119	SANTA FE	NaF	ADJ	02/81	1402		1.0
TOTAL POPULATION SERVED BY SOURCE WATER SYSTEM - - - - -						1402		
NASHCITTI COMMUNITY	3500268	SAN JUAN			NATL	980	0.8	
TOTAL POPULATION SERVED BY SOURCE WATER SYSTEM - - - - -						980		
NAVAJO COMMUNITY	3500298	NAVAJO	NaF	ADJ		3000		1.0
TOTAL POPULATION SERVED BY SOURCE WATER SYSTEM - - - - -						3000		
NEWCOMB COMMUNITY	3503016	SAN JUAN			NATL	310	3.0	
TOTAL POPULATION SERVED BY SOURCE WATER SYSTEM - - - - -						310		
OJO CALIENTE	3506621	RIO ARRIBA			NATL	400	0.9	
TOTAL POPULATION SERVED BY SOURCE WATER SYSTEM - - - - -						400		
ORGAN	3512007	DONA ANA			NATL	480	1.1	
TOTAL POPULATION SERVED BY SOURCE WATER SYSTEM - - - - -						480		
PECOS	3518325	SAN MIGUEL	NaF	ADJ	02/74	1012		1.0
TOTAL POPULATION SERVED BY SOURCE WATER SYSTEM - - - - -						1012		
PENASCO	3506729	TAOS	NaF	ADJ	01/74	700		1.0
TOTAL POPULATION SERVED BY SOURCE WATER SYSTEM - - - - -						700		

POPULATION SERVED FLUORIDATED DRINKING WATER BY SOURCE SYSTEM,
CONSECUTIVE SYSTEM, AND COUNTY WITHIN STATE (AS OF 12/31/92)

NEW MEXICO

WATER SYSTEMS AND CONSECUTIVE SYSTEMS SERVED	EPA ID NO	COUNTY	CHEM USED	STATUS	FLUOR START DATE	POP SERVED	NATURAL SYSTEMS NAT LEVEL	OPT LEVEL
PICURIS PUEBLO	3500132	TAOS	NaF	ADJ	02/81	1882		1.0
TOTAL POPULATION SERVED BY SOURCE WATER SYSTEM - - - - -						1882		
PINEDALE CHAPTER	3500275	MCKINLEY		NATL		50	0.9	
TOTAL POPULATION SERVED BY SOURCE WATER SYSTEM - - - - -						50		
PLAYAS	3556312	HIDALGO		NATL		900	1.7	
TOTAL POPULATION SERVED BY SOURCE WATER SYSTEM - - - - -						900		
PORTALES	3528522	ROOSEVELT		NATL		10690	2.1	
TOTAL POPULATION SERVED BY SOURCE WATER SYSTEM - - - - -						10690		
PUEBLO PINTADO SCHOOL	3534015	MCKINLEY		NATL		230	9.2	
TOTAL POPULATION SERVED BY SOURCE WATER SYSTEM - - - - -						230		
QUEMADO	3523302	CATRON		NATL		150	2.5	
TOTAL POPULATION SERVED BY SOURCE WATER SYSTEM - - - - -						150		
RAMAH R-13	3500320	MCKINLEY		NATL		40	1.0	
TOTAL POPULATION SERVED BY SOURCE WATER SYSTEM - - - - -						40		
RAMAH R-4	3500317	MCKINLEY		NATL		0	2.0	
TOTAL POPULATION SERVED BY SOURCE WATER SYSTEM - - - - -						0		
RAMAH RURAL	3500251	MCKINLEY	NaF	ADJ		80	1.0	
TOTAL POPULATION SERVED BY SOURCE WATER SYSTEM - - - - -						80		
RAMAH-PINEHILL NAVAJO SCHOOL	3500250	MCKINLEY	NaF	ADJ		810	1.0	
TOTAL POPULATION SERVED BY SOURCE WATER SYSTEM - - - - -						810		
RAMAH-SUNSET VALLEY	3500279	MCKINLEY	NaF	ADJ		300	1.0	
TOTAL POPULATION SERVED BY SOURCE WATER SYSTEM - - - - -						300		
RAMONA SMITH COMMUNITY	3500266	MCKINLEY		NATL		70	0.7	
TOTAL POPULATION SERVED BY SOURCE WATER SYSTEM - - - - -						70		
RATON	3526704	COLFAX	NaF	ADJ	04/56	7372	1.0	
TOTAL POPULATION SERVED BY SOURCE WATER SYSTEM - - - - -						7372		

POPULATION SERVED FLUORIDATED DRINKING WATER BY SOURCE SYSTEM,
CONSECUTIVE SYSTEM, AND COUNTY WITHIN STATE (AS OF 12/31/92)

NEW MEXICO

WATER SYSTEMS AND CONSECUTIVE SYSTEMS SERVED	EPA ID NO	COUNTY	CHEM USED	STATUS	FLUOR START DATE	POP SERVED	NATURAL NAT LEVEL	SYSTEMS OPT LEVEL
RIBERA	3518525	SAN MIGUEL		NATL		180	2.6	
TOTAL POPULATION SERVED BY SOURCE WATER SYSTEM - - - - -						180		
RINCON	3512207	DONA ANA		NATL		350	2.6	
TOTAL POPULATION SERVED BY SOURCE WATER SYSTEM - - - - -						350		
RIO CHIQUITO	3504926	SANTA FE		NATL		100	1.4	
TOTAL POPULATION SERVED BY SOURCE WATER SYSTEM - - - - -						100		
ROCK SPRINGS CHAPTER	3500302	MCKINLEY		NATL		30	0.8	
TOTAL POPULATION SERVED BY SOURCE WATER SYSTEM - - - - -						30		
ROCK SPRINGS COMMUNITY	3503073	MCKINLEY		NATL		400	0.7	
TOTAL POPULATION SERVED BY SOURCE WATER SYSTEM - - - - -						400		
RODEO	3522912	HIDALGO		NATL		120	3.2	
TOTAL POPULATION SERVED BY SOURCE WATER SYSTEM - - - - -						120		
ROSWELL	3520203	CHAVES		NATL		44654	0.9	
TOTAL POPULATION SERVED BY SOURCE WATER SYSTEM - - - - -						44654		
ROWE	3518625	SAN MIGUEL		NATL		80	1.3	
TOTAL POPULATION SERVED BY SOURCE WATER SYSTEM - - - - -						80		
ROY	3526911	HARDING		NATL		362	1.9	
TOTAL POPULATION SERVED BY SOURCE WATER SYSTEM - - - - -						362		
RUIDOSO	3513114	LINCOLN	NaSiF6	ADJ	01/81	10000		1.0
TOTAL POPULATION SERVED BY SOURCE WATER SYSTEM - - - - -						10000		
SAN ANTONIO	3573928	SOCORRO		NATL		812	0.7	
TOTAL POPULATION SERVED BY SOURCE WATER SYSTEM - - - - -						812		
SAN FELIPE WATER/SEWER SYS	3501160	SANDOVAL	NaF	ADJ	02/81	2342		1.0
TOTAL POPULATION SERVED BY SOURCE WATER SYSTEM - - - - -						2342		

POPULATION SERVED FLUORIDATED DRINKING WATER BY SOURCE SYSTEM,
CONSECUTIVE SYSTEM, AND COUNTY WITHIN STATE (AS OF 12/31/92)

NEW MEXICO

WATER SYSTEMS AND CONSECUTIVE SYSTEMS SERVED	EPA ID NO	COUNTY	CHEM USED	STATUS	FLUOR START DATE	POP SERVED	NATURAL SYSTEMS NAT LEVEL	OPT LEVEL
SAN ILDEFONSO PUEBLO	3500161	SANTA FE	NaF	ADJ	02/81	524		1.0
TOTAL POPULATION SERVED BY SOURCE WATER SYSTEM - - - - -						524		
SAN ILDEFONSO-PAJARITO	3501161	SANTA FE	NaF	ADJ	08/86	84		1.0
TOTAL POPULATION SERVED BY SOURCE WATER SYSTEM - - - - -						84		
SAN JON	3527920	QUAY		NATL		340	2.4	
TOTAL POPULATION SERVED BY SOURCE WATER SYSTEM - - - - -						340		
SAN JOSE	3518825	SAN MIGUEL		NATL		200	2.2	
TOTAL POPULATION SERVED BY SOURCE WATER SYSTEM - - - - -						200		
SAN JUAN PUEBLO	3501162	RIO ARRIBA	NaF	ADJ	02/81	824		1.0
TOTAL POPULATION SERVED BY SOURCE WATER SYSTEM - - - - -						824		
SAN JUAN PUEBLO CHAMITA NY	3502162	RIO ARRIBA	NaF	ADJ	02/81	224		1.0
TOTAL POPULATION SERVED BY SOURCE WATER SYSTEM - - - - -						224		
SAN MATEO	3525733	VALENCIA		NATL		190	1.1	
TOTAL POPULATION SERVED BY SOURCE WATER SYSTEM - - - - -						190		
SAN YSIDRO	3509723	SANDOVAL		NATL		233	1.6	
TOTAL POPULATION SERVED BY SOURCE WATER SYSTEM - - - - -						233		
SANDIA COM W&S SYSTEMS	3500159	BERNALILLO	NaF	ADJ	02/81	332		1.0
TOTAL POPULATION SERVED BY SOURCE WATER SYSTEM - - - - -						332		
SANOSTEE-TOCITO COMMUNITY	3503059		NaF	ADJ		685		1.0
TOTAL POPULATION SERVED BY SOURCE WATER SYSTEM - - - - -						685		
SANTA ANA COM W&S SYSTEMS	3500165	SANDOVAL	NaF	ADJ	02/81	521		1.0
TOTAL POPULATION SERVED BY SOURCE WATER SYSTEM - - - - -						521		
SANTA CRUZ	3572926	SANTA FE		NATL		430	1.1	
TOTAL POPULATION SERVED BY SOURCE WATER SYSTEM - - - - -						430		
SANTA FE	3505126	SANTA FE	NaF	ADJ	06/56	55859		1.0
TOTAL POPULATION SERVED BY SOURCE WATER SYSTEM - - - - -						55859		

POPULATION SERVED FLUORIDATED DRINKING WATER BY SOURCE SYSTEM,
CONSECUTIVE SYSTEM, AND COUNTY WITHIN STATE (AS OF 12/31/92)

NEW MEXICO

WATER SYSTEMS AND CONSECUTIVE SYSTEMS SERVED	EPA ID NO	COUNTY	CHEM USED	STATUS	FLUOR START DATE	POP SERVED	NATURAL SYSTEMS NAT LEVEL	OPT LEVEL
SANTA ROSA	3515010	GUADALUPE	NaF	ADJ	07/60	2263		1.0
TOTAL POPULATION SERVED BY SOURCE WATER SYSTEM - - - - -						2263		
SANTA TERESA	3542007	DONA ANA		NATL		1900	1.4	
TOTAL POPULATION SERVED BY SOURCE WATER SYSTEM - - - - -						1900		
SHADY GROVE T.S.	3556512	HIDALGO		NATL		50	2.6	
TOTAL POPULATION SERVED BY SOURCE WATER SYSTEM - - - - -						50		
SHEEP SPRINGS COMMUNITY	3503043	SAN JUAN		NATL		270	1.5	
TOTAL POPULATION SERVED BY SOURCE WATER SYSTEM - - - - -						270		
SHEEP SPRINGS NORTH COMMUNITY	3503070	SAN JUAN		NATL		340	1.5	
TOTAL POPULATION SERVED BY SOURCE WATER SYSTEM - - - - -						340		
SHIPROCK COMMUNITY	3500248		NaF	ADJ		15000		1.0
TOTAL POPULATION SERVED BY SOURCE WATER SYSTEM - - - - -						15000		
SILVER CITY	3522609	GRANT	NaF	ADJ	02/82	10643		1.0
TOTAL POPULATION SERVED BY SOURCE WATER SYSTEM - - - - -						10643		
SMITH LAKE-HARD GROUND	3500211		NaF	ADJ		500		1.0
TOTAL POPULATION SERVED BY SOURCE WATER SYSTEM - - - - -						500		
SOCORRO	3523728	SOCORRO		NATL		8159	0.7	
TOTAL POPULATION SERVED BY SOURCE WATER SYSTEM - - - - -						8159		
SPRINGER	3526604	COLFAX	NaF	ADJ	/73	1800		1.0
TOTAL POPULATION SERVED BY SOURCE WATER SYSTEM - - - - -						1800		
STANDING ROCK SCHOOL	3534016	MCKINLEY		NATL		110	2.8	
TOTAL POPULATION SERVED BY SOURCE WATER SYSTEM - - - - -						110		
T OR C	3514327	SIERRA		NATL		7000	0.8	
TOTAL POPULATION SERVED BY SOURCE WATER SYSTEM - - - - -						7000		

POPULATION SERVED FLUORIDATED DRINKING WATER BY SOURCE SYSTEM,
CONSECUTIVE SYSTEM, AND COUNTY WITHIN STATE (AS OF 12/31/92)

NEW MEXICO

WATER SYSTEMS AND CONSECUTIVE SYSTEMS SERVED	EPA ID NO	COUNTY	CHEM USED	STATUS	FLUOR START DATE	POP SERVED	NATURAL SYSTEMS NAT LEVEL	OPT LEVEL
TALAVERA	3577407	DONA ANA		NATL		60	0.9	
TOTAL POPULATION SERVED BY SOURCE WATER SYSTEM - - - - -						60		
TAOS	3507529	TAOS	NaF	ADJ	10/81	4065		1.0
TOTAL POPULATION SERVED BY SOURCE WATER SYSTEM - - - - -						4065		
TAOS PUEBLO	3500191	TAOS	NaF	ADJ	02/85	1437		1.0
TOTAL POPULATION SERVED BY SOURCE WATER SYSTEM - - - - -						1437		
TATUM	3522013	LEA		NATL		768	1.0	
TOTAL POPULATION SERVED BY SOURCE WATER SYSTEM - - - - -						768		
TEEC NOS POS	3532010	APACHE		NATL		780	0.7	
TOTAL POPULATION SERVED BY SOURCE WATER SYSTEM - - - - -						780		
TESUQUE PUEBLO	3500193	SANTA FE	NaF	ADJ	02/81	307		1.0
TOTAL POPULATION SERVED BY SOURCE WATER SYSTEM - - - - -						307		
TEXICO	3527605	CURRY		NATL		966	1.7	
TOTAL POPULATION SERVED BY SOURCE WATER SYSTEM - - - - -						966		
THOREAU W.-J. WILLIE CMP	3500303		NaF	ADJ		500		1.0
TOTAL POPULATION SERVED BY SOURCE WATER SYSTEM - - - - -						500		
THREE MILE POINT	3503011		NaF	ADJ		120		1.0
TOTAL POPULATION SERVED BY SOURCE WATER SYSTEM - - - - -						120		
TOADLENA COMMUNITY	3503028		NaF	ADJ		315		1.0
TOTAL POPULATION SERVED BY SOURCE WATER SYSTEM - - - - -						315		
TOHATCHI COMMUNITY	3500237	MCKINLEY		NATL		760	0.8	
TOTAL POPULATION SERVED BY SOURCE WATER SYSTEM - - - - -						760		
TOHATCHI HIGH SHCOOL		MCKINLEY	NaF	ADJ		600		1.0
TOTAL POPULATION SERVED BY SOURCE WATER SYSTEM - - - - -						600		
TORREON COMMUNITY	3503042	SAN DOVAL		NATL		1100	0.7	
TOTAL POPULATION SERVED BY SOURCE WATER SYSTEM - - - - -						1100		

POPULATION SERVED FLUORIDATED DRINKING WATER BY SOURCE SYSTEM,
CONSECUTIVE SYSTEM, AND COUNTY WITHIN STATE (AS OF 12/31/92)

NEW MEXICO

WATER SYSTEMS AND CONSECUTIVE SYSTEMS SERVED	EPA ID NO	COUNTY	CHEM USED	STATUS	FLUOR START DATE	POP SERVED	NATURAL SYSTEMS NAT LEVEL	OPT LEVEL
TRES PIEDRAS	3507759				NATL	203	1.0	
TOTAL POPULATION SERVED BY SOURCE WATER SYSTEM - - - - -						203		
TSA YAH TOH COMMUNITY	3500278		NaF	ADJ		275		1.0
TOTAL POPULATION SERVED BY SOURCE WATER SYSTEM - - - - -						275		
TUCUMCARI	3528020	QUAY			NATL	6831	1.2	
TOTAL POPULATION SERVED BY SOURCE WATER SYSTEM - - - - -						6831		
TWIN LAKES COMMUNITY	3500261		NaF	ADJ		1555		1.0
TOTAL POPULATION SERVED BY SOURCE WATER SYSTEM - - - - -						1555		
VAUGHN (ENCINO)	3515310	GUADALUPE			NATL	867	2.7	
TOTAL POPULATION SERVED BY SOURCE WATER SYSTEM - - - - -						867		
VILLANUEVA	3519625	SAN MIGUEL	NaF	ADJ	03/77	272		1.0
TOTAL POPULATION SERVED BY SOURCE WATER SYSTEM - - - - -						272		
WATROUS	3516718	MORA			NATL	100	1.1	
TOTAL POPULATION SERVED BY SOURCE WATER SYSTEM - - - - -						100		
WHITEHORSE LAKE PRE-SCHOOL	3500281	NAVAJO			NATL	25	1.1	
TOTAL POPULATION SERVED BY SOURCE WATER SYSTEM - - - - -						25		
WHITEROCK CHAPTER	3500283	SAN JUAN			NATL	50	3.7	
TOTAL POPULATION SERVED BY SOURCE WATER SYSTEM - - - - -						50		

STATE SUMMARY DATA AS OF 12/31/92

NEW YORK

SYSTEM SIZE CLASSIFICATION

	FLUORIDATED SYSTEMS		PUBLIC WATER SYSTEMS	
	NUMBER OF SYSTEMS	TOTAL POPULATION	NUMBER OF SYSTEMS	TOTAL POPULATION
=<1,000	377	143,211	2,566	369,000
1,001-5,000	162	415,114	727	1,253,000
5,001-10,000	49	363,926	87	628,000
10,001-50,000	58	1,336,931	123	2,848,000
50,001-100,000	8	510,466	12	776,000
>100,000	10	8,918,005	17	10,901,000
TOTAL	664	11,687,653	3,532	16,776,000

FLUORIDATED SYSTEM CLASSIFICATION

	NUMBER	POPULATION	PERCENTAGE (POP.)
ADJUSTED	159	9,813,642	84.0
CONSECUTIVE	502	1,872,795	16.0
NATURAL	3	1,216	0.0
TOTAL	664	11,687,653	

SCHOOLS, INDIAN AND MILITARY SYSTEMS

	ADJUSTED		NATURAL	
	NUMBER	POP.	NUMBER	POP.
TOTAL SCHOOLS	0	0	0	0
INDIAN SYSTEMS	0	0	0	0
INDIAN SCHOOLS	0	0	0	0
MILITARY SYSTEMS	3	9,600	0	0

CHEMICAL USAGE OF FLUORIDATING SYSTEMS

	NUMBER	POPULATION
SODIUM FLUORIDE	43	166,783
SODIUM SILICOFLUORIDE	65	7,685,175
HYDROFLUOSILICIC ACID	539	3,644,761

POPULATION SERVED FLUORIDATED DRINKING WATER BY SOURCE SYSTEM,
CONSECUTIVE SYSTEM, AND COUNTY WITHIN STATE (AS OF 12/31/92)

NEW YORK

WATER SYSTEMS AND CONSECUTIVE SYSTEMS SERVED	EPA ID NO	COUNTY	CHEM USED	STATUS	FLUOR START DATE	POP SERVED	NATURAL SYSTEMS NAT LEVEL	OPT LEVEL
ADAMS WS	0002328	JEFFERSON	Acid	ADJ	05/76	1957		1.0
ADAMS CENTER	0002351	JEFFERSON		CONS		700		
TOTAL POPULATION SERVED BY SOURCE WATER SYSTEM - - - - -						2657		
ALBION WS	0000596	ORLEANS	NaSiF6	ADJ	07/67	5800		1.0
CARLTON	0004569	ORLEANS		CONS		1590		
GAINES	0000597	ORLEANS		CONS		600		
OAK-ORCHARD ON LAKE	0000601	ORLEANS		CONS		150		
TOTAL POPULATION SERVED BY SOURCE WATER SYSTEM - - - - -						8140		
ANTWERP	0002330	JEFFERSON	Acid	ADJ	10/82	760		1.0
TOTAL POPULATION SERVED BY SOURCE WATER SYSTEM - - - - -						760		
ARCADE	0000350	WYOMING	Acid	ADJ	10/83	225		1.0
TOTAL POPULATION SERVED BY SOURCE WATER SYSTEM - - - - -						225		
ATTICA	0000607	WYOMING	Acid	ADJ	10/83	2643		1.0
TOTAL POPULATION SERVED BY SOURCE WATER SYSTEM - - - - -						2643		
AVON	0001012	LIVINGSTON	Acid	ADJ	09/83	3357		1.0
EAST AVON	0001016	LIVINGSTON		CONS		2000		
TOTAL POPULATION SERVED BY SOURCE WATER SYSTEM - - - - -						5357		
BAINBRIDGE WS	0001739	CHENANGO	NaF	ADJ	07/71	1700		1.0
TOTAL POPULATION SERVED BY SOURCE WATER SYSTEM - - - - -						1700		
BALLSTON SPA	0000162	SARATOGA	Acid	ADJ	11/84	5711		1.0
TOTAL POPULATION SERVED BY SOURCE WATER SYSTEM - - - - -						5711		
BATAVIA W S	0000544	GENESEE	Acid	ADJ	12/63	16667		1.0
BATAVIA CONSOLIDATED W.D.	0000554	GENESEE		CONS		2025		
TOTAL POPULATION SERVED BY SOURCE WATER SYSTEM - - - - -						18692		
BATH WS	0001206	STEUBEN	Acid	ADJ	06/76	6100		1.0
BATH WD 1	0001225	STEUBEN		CONS		110		
TOTAL POPULATION SERVED BY SOURCE WATER SYSTEM - - - - -						6210		
BELFAST W D	0000313	ALLEGANY	Acid	ADJ	08/64	850		1.0
TOTAL POPULATION SERVED BY SOURCE WATER SYSTEM - - - - -						850		

POPULATION SERVED FLUORIDATED DRINKING WATER BY SOURCE SYSTEM,
CONSECUTIVE SYSTEM, AND COUNTY WITHIN STATE (AS OF 12/31/92)

NEW YORK

WATER SYSTEMS AND CONSECUTIVE SYSTEMS SERVED	EPA ID NO	COUNTY	CHEM USED	STATUS	FLUOR START DATE	POP SERVED	NATURAL SYSTEMS NAT LEVEL	OPT LEVEL
BELMONT W S	0000314	ALLEGANY	Acid	ADJ	03/77	1150		1.0
TOTAL POPULATION SERVED BY SOURCE WATER SYSTEM - - - - -						1150		
BINGHAMTON W S	0001651	BROOME	Acid	ADJ	03/64	55860		1.0
BINGHAMTON TWP WD 1	0001652	BROOME		CONS		248		
BINGHAMTON TWP WD 2	0001685	BROOME		CONS		215		
BINGHAMTON TWP WD 3	0001686	BROOME		CONS		420		
BINGHAMTON TWP WD 4	0001699	BROOME		CONS		80		
BINGHAMTON TWP WD 5	0001700	BROOME		CONS		625		
BINGHAMTON TWP WD 6	0001701	BROOME		CONS		144		
BINGHAMTON TWP WD 7	0001702	BROOME		CONS		77		
DICKINSON TWP BIG BE WD 2	0001664	BROOME		CONS		56		
DICKINSON TWP UP FRT WD 3	0001695	BROOME		CONS		1467		
DICKINSON TWP WD 6	0011222	BROOME		CONS		91		
DICKINSON WD 7	0010143	BROOME		CONS		298		
PORT DICKINSON (V)	0001672	BROOME		CONS		1734		
TOTAL POPULATION SERVED BY SOURCE WATER SYSTEM - - - - -						61315		
BRIARCLIFF MANOR W S	0003420	WESTCHESTER	Acid	ADJ	12/74	7351		1.0
TOTAL POPULATION SERVED BY SOURCE WATER SYSTEM - - - - -						7351		
BUFFALO W S	0000422	ERIE	NaSif6	ADJ	06/55	357870		1.0
TOTAL POPULATION SERVED BY SOURCE WATER SYSTEM - - - - -						357870		
CALEDONIA	0001013	LIVINGSTON	Acid	ADJ	10/81	2100		1.0
TOTAL POPULATION SERVED BY SOURCE WATER SYSTEM - - - - -						2100		
CANANDAIGUA WS	0001150	ONTARIO	Acid	ADJ	07/56	10500		1.0
EAST VICTOR	0010453	ONTARIO		CONS		150		
TOTAL POPULATION SERVED BY SOURCE WATER SYSTEM - - - - -						10650		
CANTON W S	0004381	ST. LAWRENCE	Acid	ADJ	06/76	10000		1.0
TOTAL POPULATION SERVED BY SOURCE WATER SYSTEM - - - - -						10000		
CARLE PLACE W D	0002818	NASSAU	Acid	ADJ	03/52	11000		1.0
WESTBURY	0002856	NASSAU		CONS		20050		
TOTAL POPULATION SERVED BY SOURCE WATER SYSTEM - - - - -						31050		
CARTHAGE W S	0002334	JEFFERSON	Acid	ADJ	03/66	4500		1.0
TOTAL POPULATION SERVED BY SOURCE WATER SYSTEM - - - - -						4500		

POPULATION SERVED FLUORIDATED DRINKING WATER BY SOURCE SYSTEM,
CONSECUTIVE SYSTEM, AND COUNTY WITHIN STATE (AS OF 12/31/92)

NEW YORK

WATER SYSTEMS AND CONSECUTIVE SYSTEMS SERVED	EPA ID NO	COUNTY	CHEM USED	STATUS	FLUOR START DATE	POP SERVED	NATURAL SYSTEMS NAT LEVEL	OPT LEVEL
CENTRAL BRIDGE	0000093	SCHOHARIE	NaF	ADJ	01/84	450		1.0
TOTAL POPULATION SERVED BY SOURCE WATER SYSTEM - - - - -						450		
CHAMPLAIN	0000211	CLINTON	NaF	ADJ	11/82	1500		1.0
TOTAL POPULATION SERVED BY SOURCE WATER SYSTEM - - - - -						1500		
CHAMPLAIN PARK WD	0000212	CLINTON	NaF	ADJ	02/83	900		1.0
TOTAL POPULATION SERVED BY SOURCE WATER SYSTEM - - - - -						900		
CHURCHVILLE	0001040	MONROE	Acid	ADJ	10/81	1500		1.0
TOTAL POPULATION SERVED BY SOURCE WATER SYSTEM - - - - -						1500		
CLINTON W S	0002386	ONEIDA	Acid	ADJ	12/68	3000		1.0
TOTAL POPULATION SERVED BY SOURCE WATER SYSTEM - - - - -						3000		
CLYMER	0000359	CHAUTAUQUA	OTHER	ADJ	06/86	630		1.0
TOTAL POPULATION SERVED BY SOURCE WATER SYSTEM - - - - -						630		
COBLESKILL W S	0000094	SCHOHARIE	NaF	ADJ	11/53	5272		1.0
TOTAL POPULATION SERVED BY SOURCE WATER SYSTEM - - - - -						5272		
CONKLIN WD 1	0011212	BROOME	NaF	ADJ	08/84	132		1.0
TOTAL POPULATION SERVED BY SOURCE WATER SYSTEM - - - - -						132		
CONKLIN WD 3	0011213	BROOME	NaF	ADJ	08/84	50		1.0
TOTAL POPULATION SERVED BY SOURCE WATER SYSTEM - - - - -						50		
CONKLIN WD2	0001660	BROOME	NaF	ADJ	08/84	1868		1.0
TOTAL POPULATION SERVED BY SOURCE WATER SYSTEM - - - - -						1868		
COOPERSTOWN W S	0000145	OTSEGO	Acid	ADJ	05/68	2500		1.0
TOTAL POPULATION SERVED BY SOURCE WATER SYSTEM - - - - -						2500		
COPENHAGEN	0029900	LEWIS	NaF	ADJ	07/89	850		1.0
TOTAL POPULATION SERVED BY SOURCE WATER SYSTEM - - - - -						850		

POPULATION SERVED FLUORIDATED DRINKING WATER BY SOURCE SYSTEM,
CONSECUTIVE SYSTEM, AND COUNTY WITHIN STATE (AS OF 12/31/92)

NEW YORK

WATER SYSTEMS AND CONSECUTIVE SYSTEMS SERVED	EPA ID NO	COUNTY	CHEM USED	STATUS	FLUOR START DATE	POP SERVED	NATURAL SYSTEMS NAT LEVEL	OPT LEVEL
DELHI W S	0000257	DELAWARE	Acid	ADJ	01/64	3336		1.0
TOTAL POPULATION SERVED BY SOURCE WATER SYSTEM - - - - -						3336		
EAST AURORA WS	0000433	ERIE	Acid	ADJ	04/59	7200		1.0
TOTAL POPULATION SERVED BY SOURCE WATER SYSTEM - - - - -						7200		
EAST BLOOMFIELD	0001155	ONTARIO	Acid	ADJ	01/82	700		1.0
TOTAL POPULATION SERVED BY SOURCE WATER SYSTEM - - - - -						700		
EAST SYRACUSE	0004311	ONONDAGA	Acid	ADJ	02/84	3900		1.0
TOTAL POPULATION SERVED BY SOURCE WATER SYSTEM - - - - -						3900		
ELBA	0000548	GENESEE	NaF	ADJ	12/83	805		1.0
TOTAL POPULATION SERVED BY SOURCE WATER SYSTEM - - - - -						805		
ELMIRA WS	0001008	CHEMUNG	Acid	ADJ	02/53	62660		1.0
TOTAL POPULATION SERVED BY SOURCE WATER SYSTEM - - - - -						62660		
ENDICOTT W S	0001665	BROOME	Acid	ADJ	03/70	45000		1.0
ENDWELL (T)	0011214	BROOME		CONS		21620		
TOTAL POPULATION SERVED BY SOURCE WATER SYSTEM - - - - -						66620		
ERIE CO WATER AUTHORITY	0000443	ERIE	Acid	ADJ	10/67	375000		1.0
ABBOTT HIGHLAND WD-HAMBURG	0000462	ERIE		CONS		399		
ALDEN WD 1	0021651	ERIE		CONS		0		
ALDEN WD 2	0021652	ERIE		CONS		0		
ALDEN WD 3	0021653	ERIE		CONS		0		
AMHERST TWP WD 1	0000399	ERIE		CONS		8000		
AMHERST TWP WD 2	0000400	ERIE		CONS		5000		
AMHERST TWP WD 3	0000401	ERIE		CONS		3000		
AMHERST TWP WD 4	0000402	ERIE		CONS		9000		
AMHERST TWP WD 5	0000403	ERIE		CONS		6000		
AMHERST TWP WD 6	0000404	ERIE		CONS		15000		
AMHERST TWP WD 7	0000405	ERIE		CONS		13000		
AMHERST TWP WD 8	0000406	ERIE		CONS		5000		
AMHERST TWP WD 9	0000407	ERIE		CONS		4000		
AMHERST TWP WD 10	0000408	ERIE		CONS		12000		
AMHERST TWP WD 11	0000409	ERIE		CONS		8000		
AMHERST WD 12	0000410	ERIE		CONS		4000		
ATHOL SPRINGS LOCKSLEY WD	0000488	ERIE		CONS		399		
AURORA CONS WD #235	0000413	ERIE		CONS		574		
AURORA WD 1	0000412	ERIE		CONS		215		

POPULATION SERVED FLUORIDATED DRINKING WATER BY SOURCE SYSTEM,
CONSECUTIVE SYSTEM, AND COUNTY WITHIN STATE (AS OF 12/31/92)

NEW YORK

WATER SYSTEMS AND CONSECUTIVE SYSTEMS SERVED	EPA ID NO	COUNTY	CHEM USED	STATUS	FLUOR START DATE	POP SERVED	NATURAL SYSTEMS NAT LEVEL	OPT LEVEL
AURORA WD 1A	0020550	ERIE		CONS		200		
AURORA WD 6	0000417	ERIE		CONS		75		
AURORA WD 7	0000418	ERIE		CONS		20		
AURORA WD 8	0000419	ERIE		CONS		67		
AURORA WD 9	0020551	ERIE		CONS		49		
BAIN WD	0000489	ERIE		CONS		399		
BAYVIEW ROAD WD	0000468	ERIE		CONS		399		
BEACON HILL WD	0000469	ERIE		CONS		399		
BEETOW DRIVE WD	0000470	ERIE		CONS		150		
BELLEVUE WD-CHEEKTOWAGA TWP	0000424	ERIE		CONS		399		
BETHFORD LAKE WD	0000490	ERIE		CONS		399		
BIG TREE GARDEN WD	0000491	ERIE		CONS		399		
BLASDELL	0000420	ERIE		CONS		3288		
BONNIE LANE WD	0000471	ERIE		CONS		100		
BOWMANVILLE WD	0000421	ERIE		CONS		399		
BRISTOL WD	0000492	ERIE		CONS		399		
BURKE WD	0000463	ERIE		CONS		399		
CAMP ROAD LAKESHORE WD	0000493	ERIE		CONS		399		
CENTRAL HAMBURG WD	0000464	ERIE		CONS		399		
CHEEKTOWAGA TWP WD 9	0000425	ERIE		CONS		225		
CHEEKTOWAGA TWP WD 10	0000427	ERIE		CONS		500		
CHEEKTOWAGA WD 8	0000428	ERIE		CONS		399		
CHEEKTOWAGA WD 11	0000429	ERIE		CONS		399		
CHESTNUT RIDGE WD	0000465	ERIE		CONS		399		
CLARENCE CONS WD	0020767	ERIE		CONS		15094		
CLARK STREET WD	0000494	ERIE		CONS		399		
CLEVELAND HILL WD-CHEEKTOWGA	0004566	ERIE		CONS		399		
CLOVER BANK WD	0000495	ERIE		CONS		399		
COLLINS WD 4	0000431	ERIE		CONS		73		
DEPEW	0000432	ERIE		CONS		6125		
DOYLE WD-CHEEKTOWAGA TWP	0000426	ERIE		CONS		4900		
EAST FRONTIER DR WD	0000496	ERIE		CONS		399		
EAST HAMBURG WD 1	0000434	ERIE		CONS		399		
EDEN WD 1	0000435	ERIE		CONS		500		
EDEN WD 2	0000436	ERIE		CONS		500		
EDEN WD 3	0000437	ERIE		CONS		500		
EDEN WD 4	0000438	ERIE		CONS		500		
EDEN WD 5	0000439	ERIE		CONS		175		
EDEN WD 6	0000440	ERIE		CONS		600		
EDEN WD 7	0000441	ERIE		CONS		2400		
EDEN WD 8	0000442	ERIE		CONS		120		
ELMA WD 1	0020549	ERIE		CONS		10574		
EVANS IMP AREA 1-HIGHLAND	0000447	ERIE		CONS		4950		
EVANS WD 2	0000445	ERIE		CONS		4413		
EVANS WD 3	0000446	ERIE		CONS		704		
EVANS WD 4	0019527	ERIE		CONS		1126		
EVANS WD 5	0019528	ERIE		CONS		3136		
FARNHAM	0000448	ERIE		CONS		404		
GLENDALE HEIGHTS WD	0000497	ERIE		CONS		399		

POPULATION SERVED FLUORIDATED DRINKING WATER BY SOURCE SYSTEM,
CONSECUTIVE SYSTEM, AND COUNTY WITHIN STATE (AS OF 12/31/92)

NEW YORK

WATER SYSTEMS AND CONSECUTIVE SYSTEMS SERVED	EPA ID NO	COUNTY	CHEM USED	STATUS	FLUOR START DATE	POP SERVED	NATURAL SYSTEMS	
							NAT LEVEL	OPT LEVEL
GRAND ISLAND WD 1	0000450	ERIE		CONS		205		
GRAND ISLAND WD 2	0019526	ERIE		CONS		6206		
GRAND ISLAND WD 5	0000454	ERIE		CONS		1285		
GRAND ISLAND WD 6	0000455	ERIE		CONS		1772		
GRAND ISLAND WD 7	0000456	ERIE		CONS		852		
GRAND ISLAND WD 8	0000457	ERIE		CONS		869		
GRAND ISLAND WD 9	0000458	ERIE		CONS		771		
GRAND ISLAND WD 10	0000459	ERIE		CONS		4068		
GRAND ISLAND WD 11	0000460	ERIE		CONS		742		
GRAND ISLAND-STOR-DISTRIB DIST	0000451	ERIE		CONS		18000		
HAMBURG ORCHARD PARK WD	0000472	ERIE		CONS		50		
HAMBURG WD 1	0000466	ERIE		CONS		550		
HAMBURG WD 2	0000467	ERIE		CONS		25000		
HOLLYWOOD WD	0000498	ERIE		CONS		399		
IRVING SUBD	0019258	ERIE		CONS		45		
KENMORE	0010142	ERIE		CONS		18474		
KNOB LILLYDALE BENZ WD	0000473	ERIE		CONS		399		
LACKAWANNA CITY	0000506	ERIE		CONS		9999		
LAKE SHORE WD	0000499	ERIE		CONS		399		
LAKEVIEW WD	0000474	ERIE		CONS		800		
LANCASTER	0000507	ERIE		CONS		13056		
LANCASTER WD 1	0000508	ERIE		CONS		100		
LANCASTER WD 2	0000509	ERIE		CONS		399		
LANCASTER WD 3	0000510	ERIE		CONS		399		
LANCASTER WD 4	0000511	ERIE		CONS		399		
LANCASTER WD 5	0000512	ERIE		CONS		399		
LANCASTER WD 6	0000513	ERIE		CONS		500		
LANCASTER WD 7	0000514	ERIE		CONS		399		
LANCASTER WD 8	0000515	ERIE		CONS		700		
LEWIS DRIVE WD	0000475	ERIE		CONS		150		
LYTH WD	0000500	ERIE		CONS		399		
MCKINLEY WD 1	0000479	ERIE		CONS		50		
MEADOWBROOK WD 12	0004562	ERIE		CONS		399		
MEADOWBROOK-GREENFIELD WD	0000476	ERIE		CONS		300		
MOUNT VERNON WD	0000501	ERIE		CONS		399		
OCKLER CAMP ROAD WD	0000477	ERIE		CONS		399		
OLD LAKE VIEW ROAD WD	0000478	ERIE		CONS		399		
ORCHARD PARK WD 1	0000518	ERIE		CONS		612		
ORCHARD PARK WD 2	0000519	ERIE		CONS		210		
ORCHARD PARK WD 3	0010128	ERIE		CONS		399		
ORCHARD PARK WD 4	0000523	ERIE		CONS		1780		
ORCHARD PARK WD 5	0000524	ERIE		CONS		3900		
ORCHARD PARK WD 6	0000525	ERIE		CONS		399		
ORCHARD PARK WD 7	0000526	ERIE		CONS		399		
ORCHARD PARK WD 8	0000527	ERIE		CONS		2300		
ORCHARD PARK WD 9	0000528	ERIE		CONS		660		
ORCHARD PARK WD 10	0000529	ERIE		CONS		330		
ORCHARD PARK WD 11	0000530	ERIE		CONS		399		
ORCHARD PARK WD 12	0000531	ERIE		CONS		399		

POPULATION SERVED FLUORIDATED DRINKING WATER BY SOURCE SYSTEM,
CONSECUTIVE SYSTEM, AND COUNTY WITHIN STATE (AS OF 12/31/92)

NEW YORK

WATER SYSTEMS AND CONSECUTIVE SYSTEMS SERVED	EPA ID NO	COUNTY	CHEM USED	STATUS	FLUOR START DATE	POP SERVED	NATURAL SYSTEMS NAT LEVEL	OPT LEVEL
ORCHARD PARK WD 13	0000532	ERIE		CONS		399		
ORCHARD PARK WD 15	0000533	ERIE		CONS		25		
ORCHARD PARK WD 17	0000534	ERIE		CONS		399		
ORCHARD PARK WD 18	0019099	ERIE		CONS		96		
ORCHARD PARK WD 19	0000535	ERIE		CONS		399		
ORCHARD PARK WS	0000537	ERIE		CONS		3680		
OSBORNE SAGAMORE HEIGHTS WD	0000480	ERIE		CONS		399		
PARKER BIG TREE RD WD	0000481	ERIE		CONS		399		
PICTURE LAKE WD	0000482	ERIE		CONS		399		
SALEM DRIVE WD	0000502	ERIE		CONS		399		
SHORE HEIGHTS WD	0000483	ERIE		CONS		399		
SLOAN	0000536	ERIE		CONS		799		
SOUTH TOWN WD	0000484	ERIE		CONS		399		
STALEY DR WD	0000485	ERIE		CONS		399		
THRUWAY WD	0000486	ERIE		CONS		399		
TONAWANDA CON WD	0004557	ERIE		CONS		69795		
VAIL WD	0000487	ERIE		CONS		399		
WEBSTER CORNERS WD	0000520	ERIE		CONS		399		
WEST SENECA WD 1	0004543	ERIE		CONS		16000		
WEST SENECA WD 2	0004544	ERIE		CONS		4000		
WEST SENECA WD 3	0004545	ERIE		CONS		8000		
WEST SENECA WD 4	0004546	ERIE		CONS		4000		
WEST SENECA WD 5	0004547	ERIE		CONS		399		
WEST SENECA WD 6	0004548	ERIE		CONS		5000		
WEST SENECA WD 7	0004549	ERIE		CONS		399		
WEST SENECA WD 8	0004550	ERIE		CONS		399		
WEST SENECA WD 9	0004551	ERIE		CONS		500		
WILLIAMSVILLE (V)	0000541	ERIE		CONS		799		
WINDHAM ABBOTT RD WD	0000521	ERIE		CONS		399		
WINDOVER WTR DIST	0000503	ERIE		CONS		399		
WOODLAWN WD	0000504	ERIE		CONS		399		
TOTAL POPULATION SERVED BY SOURCE WATER SYSTEM - - - - -						779828		
ERWIN	0001212	STEUBEN	NaF	ADJ	10/82	1351		1.0
TOTAL POPULATION SERVED BY SOURCE WATER SYSTEM - - - - -						1351		
FAIRPORT WS	0001043	MONROE	Acid	ADJ	02/57	9000		1.0
TOTAL POPULATION SERVED BY SOURCE WATER SYSTEM - - - - -						9000		
FORT DRUM	0012214	JEFFERSON	NaF	ADJ	05/75	500		1.0
TOTAL POPULATION SERVED BY SOURCE WATER SYSTEM - - - - -						500		
GENESEO WS	0001017	LIVINGSTON	Acid	ADJ	09/60	12066		1.0
YORK TWP WD	0001027	LIVINGSTON		CONS		1600		
TOTAL POPULATION SERVED BY SOURCE WATER SYSTEM - - - - -						13666		

POPULATION SERVED FLUORIDATED DRINKING WATER BY SOURCE SYSTEM,
CONSECUTIVE SYSTEM, AND COUNTY WITHIN STATE (AS OF 12/31/92)

NEW YORK

WATER SYSTEMS AND CONSECUTIVE SYSTEMS SERVED	EPA ID NO	COUNTY	CHEM USED	STATUS	FLUOR START DATE	POP SERVED	NATURAL SYSTEMS NAT LEVEL	OPT LEVEL
GEYSER CREST	0000178	SARATOGA	Acid	ADJ	11/84	4800		1.0
TOTAL POPULATION SERVED BY SOURCE WATER SYSTEM - - - - -						4800		
GLOVERSVILLE WS	0000018	FULTON	NaSiF6	ADJ	04/52	17836		1.0
TOTAL POPULATION SERVED BY SOURCE WATER SYSTEM - - - - -						17836		
GOUVERNEUR WS	0004385	ST. LAWRENCE	Acid	ADJ	07/68	4285		1.0
TOTAL POPULATION SERVED BY SOURCE WATER SYSTEM - - - - -						4285		
GOWANDA WS	0000340	CATTARAUGUS	Acid	ADJ	06/74	3100		1.0
TOTAL POPULATION SERVED BY SOURCE WATER SYSTEM - - - - -						3100		
GREENWICH WATER CO, CT	0570011		Acid	ADJ	03/67	0		1.0
NY AMERICAN WATER CO	0003456	WESTCHESTER		CONS		46648		
TOTAL POPULATION SERVED BY SOURCE WATER SYSTEM - - - - -						46648		
GRIFFIS AFB	0017526	ONEIDA	Acid	ADJ	01/68	7600		1.0
TOTAL POPULATION SERVED BY SOURCE WATER SYSTEM - - - - -						7600		
GUILDERLAND	0000205	ALBANY	Acid	ADJ	09/73	21435		1.0
MCKOWNVILLE	0000199	ALBANY		CONS		2680		
TOTAL POPULATION SERVED BY SOURCE WATER SYSTEM - - - - -						24115		
HAMILTON WS	0002377	MADISON	Acid	ADJ	05/69	3775		1.0
TOTAL POPULATION SERVED BY SOURCE WATER SYSTEM - - - - -						3775		
HAMMONDSPOORT	0001223	STEBEN	Acid	ADJ	03/84	1144		1.0
TOTAL POPULATION SERVED BY SOURCE WATER SYSTEM - - - - -						1144		
HEMLOCK(MONROE CO WA)	0001018	LIVINGSTON	Acid	ADJ	03/64	600		1.0
TOTAL POPULATION SERVED BY SOURCE WATER SYSTEM - - - - -						600		
HIGHLAND FALLS WS	0003532	ORANGE	NaF	ADJ	01/72	5500		1.0
TOTAL POPULATION SERVED BY SOURCE WATER SYSTEM - - - - -						5500		
HIGHLAND WD	0003368	ULSTER	NaF	ADJ	05/54	3568		1.0
TOTAL POPULATION SERVED BY SOURCE WATER SYSTEM - - - - -						3568		

POPULATION SERVED FLUORIDATED DRINKING WATER BY SOURCE SYSTEM,
CONSECUTIVE SYSTEM, AND COUNTY WITHIN STATE (AS OF 12/31/92)

NEW YORK

WATER SYSTEMS AND CONSECUTIVE SYSTEMS SERVED	EPA ID NO	COUNTY	CHEM USED	STATUS	FLUOR START DATE	POP SERVED	NATURAL SYSTEMS NAT LEVEL	OPT LEVEL
HOLCOMB WS	0001157	ONTARIO	Acid	ADJ	12/70	951		1.0
TOTAL POPULATION SERVED BY SOURCE WATER SYSTEM - - - - -						951		
HOMER WS	0001757	CORTLAND	NaF	ADJ	01/79	4242		1.0
TOTAL POPULATION SERVED BY SOURCE WATER SYSTEM - - - - -						4242		
HOOSICK FALLS WS	0000041	RENSSELAER	Acid	ADJ	09/52	4100		1.0
TOTAL POPULATION SERVED BY SOURCE WATER SYSTEM - - - - -						4100		
HORSEHEADS WS	0001009	CHEMUNG	Acid	ADJ	02/59	7348		1.0
HORSEHEADS TOWN WD 2	0004537	CHEMUNG		CONS		900		
HORSEHEADS TOWN WD 6	0004540	CHEMUNG		CONS		210		
HORSEHEADS TOWN WD 7	0004539	CHEMUNG		CONS		308		
HORSEHEADS(T) TOWN WD 9	0019098	CHEMUNG		CONS		279		
TOTAL POPULATION SERVED BY SOURCE WATER SYSTEM - - - - -						9045		
HUDSON FALLS WS	0000123	WASHINGTON	Acid	ADJ	10/62	7419		1.0
TOTAL POPULATION SERVED BY SOURCE WATER SYSTEM - - - - -						7419		
JAMAICA WATER SUPPLY CO	0011735	NASSAU	Acid	ADJ	09/73	518312		1.0
TOTAL POPULATION SERVED BY SOURCE WATER SYSTEM - - - - -						518312		
JAMESTOWN WS	0000366	CHAUTAUQUA	NaSiF6	ADJ	06/63	42784		1.0
CELERON	0000357	CHAUTAUQUA		CONS		1431		
ELLCOTT TWP WD 4	0021611	CHAUTAUQUA		CONS		25		
ELLCOTT TWP WD 5	0021612	CHAUTAUQUA		CONS		25		
FALCONER	0000362	CHAUTAUQUA		CONS		2928		
LAKEWOOD	0000367	CHAUTAUQUA		CONS		3941		
W ELLICOTT TWP WD1	0000361	CHAUTAUQUA		CONS		250		
TOTAL POPULATION SERVED BY SOURCE WATER SYSTEM - - - - -						51384		
LAKEVILLE WD	0001019	LIVINGSTON	Acid	ADJ	10/82	2400		1.0
TOTAL POPULATION SERVED BY SOURCE WATER SYSTEM - - - - -						2400		
LARCHMONT WS	0003433	WESTCHESTER	NaSiF6	ADJ	02/53	6268		1.0
TOTAL POPULATION SERVED BY SOURCE WATER SYSTEM - - - - -						6268		
LE RAY WD 1	0020178	JEFFERSON		NATL		100	0.0	
TOTAL POPULATION SERVED BY SOURCE WATER SYSTEM - - - - -						100		

POPULATION SERVED FLUORIDATED DRINKING WATER BY SOURCE SYSTEM,
CONSECUTIVE SYSTEM, AND COUNTY WITHIN STATE (AS OF 12/31/92)

NEW YORK

WATER SYSTEMS AND CONSECUTIVE SYSTEMS SERVED	EPA ID NO	COUNTY	CHEM USED	STATUS	FLUOR START DATE	POP SERVED	NATURAL SYSTEMS NAT LEVEL	OPT LEVEL
LE ROY WD 1	0000550	GENESSEE			NATL	120	0.0	
TOTAL POPULATION SERVED BY SOURCE WATER SYSTEM - - - - -						120		
LE ROY WD 2	0018219	GENESSEE	OTHER	ADJ	00/00	240	1.0	
TOTAL POPULATION SERVED BY SOURCE WATER SYSTEM - - - - -						240		
LEROY WS	0000549	GENESEE	Acid	ADJ	06/70	6200	1.0	
TOTAL POPULATION SERVED BY SOURCE WATER SYSTEM - - - - -						6200		
LEVITTOWN WS	0002832	NASSAU	Acid	ADJ	01/54	48749	1.0	
TOTAL POPULATION SERVED BY SOURCE WATER SYSTEM - - - - -						48749		
LIMA	0001021	LIVINGSTON	NaF	ADJ	01/84	2000	1.0	
TOTAL POPULATION SERVED BY SOURCE WATER SYSTEM - - - - -						2000		
LITTLE VALLEY	0074700	CATTARAUGUS	NaF	ADJ	00/00	1203	1.0	
TOTAL POPULATION SERVED BY SOURCE WATER SYSTEM - - - - -						1203		
LIVONIA (MONROE CO WA)	0001022	LIVINGSTON	Acid	ADJ	09/82	1275	1.0	
LIVONIA CENTER WD	0001030	LIVINGSTON		CONS		250		
SOUTH LIVONIA WD	0011950	LIVINGSTON		CONS		300		
TOTAL POPULATION SERVED BY SOURCE WATER SYSTEM - - - - -						1825		
LOCKPORT WS	0000564	NIAGARA	NaSiF6	ADJ	01/59	25000	1.0	
TOTAL POPULATION SERVED BY SOURCE WATER SYSTEM - - - - -						25000		
LYNDONVILLE	0000599	ORLEANS	NaF	ADJ	05/82	960	1.0	
YATES WD 1	0000603	ORLEANS		CONS		140		
YATES WD 2	0000604	ORLEANS		CONS		175		
TOTAL POPULATION SERVED BY SOURCE WATER SYSTEM - - - - -						1275		
LYONS WS	0001229	WAYNE	Acid	ADJ	03/78	4600	1.0	
LYONS TWP WD-GRISTM WD	0017537	WAYNE		CONS		150		
TOTAL POPULATION SERVED BY SOURCE WATER SYSTEM - - - - -						4750		
MACEDON TWP WD 2	0001230	STEUBEN	Acid	ADJ	08/82	1800	1.0	
TOTAL POPULATION SERVED BY SOURCE WATER SYSTEM - - - - -						1800		

POPULATION SERVED FLUORIDATED DRINKING WATER BY SOURCE SYSTEM,
CONSECUTIVE SYSTEM, AND COUNTY WITHIN STATE (AS OF 12/31/92)

NEW YORK

WATER SYSTEMS AND CONSECUTIVE SYSTEMS SERVED	EPA ID NO	COUNTY	CHEM USED	STATUS	FLUOR START DATE	POP SERVED	NATURAL SYSTEMS NAT LEVEL	OPT LEVEL
MANCHESTER	0001160	WAYNE	Acid	ADJ	08/82	1640		1.0
TOTAL POPULATION SERVED BY SOURCE WATER SYSTEM - - - - -						1640		
MARATHON	0001759	CORTLAND	Acid	ADJ	08/82	1107		1.0
TOTAL POPULATION SERVED BY SOURCE WATER SYSTEM - - - - -						1107		
MARCELLUS	0080900	ONONDAGA	NaF	ADJ	06/88	1870		1.0
TOTAL POPULATION SERVED BY SOURCE WATER SYSTEM - - - - -						1870		
MASSENA WS	0004390	ST. LAWRENCE	Acid	ADJ	05/65	12851		1.0
TOTAL POPULATION SERVED BY SOURCE WATER SYSTEM - - - - -						12851		
MENANDS WS	0000200	ALBANY	NaSiF6	ADJ	01/67	4500		1.0
TOTAL POPULATION SERVED BY SOURCE WATER SYSTEM - - - - -						4500		
MIDDLEBURGH	0000096	SCHOHARIE	Acid	ADJ	05/84	1358		1.0
TOTAL POPULATION SERVED BY SOURCE WATER SYSTEM - - - - -						1358		
MONROE CO WATER AUTH	0001047	MONROE	Acid	ADJ	03/64	260000		1.0
BRIGHTON TWP-BRIGHTON WD	0015673	MONROE		CONS		399		
CHILI TWP-RIVERDALE WD	0015635	MONROE		CONS		399		
CLARKSON MEADOWS WD	0017542	MONROE		CONS		217		
CLARKSON WD	0001041	MONROE		CONS		1377		
CREEK STREET WD	0004522	MONROE		CONS		399		
DRAKE ROAD WD	0001062	MONROE		CONS		399		
EAST HYDRANT WD	0017545	MONROE		CONS		399		
EAST ROCHESTER WS	0001042	MONROE		CONS		8000		
EMPIRE WD	0001063	MONROE		CONS		399		
FIVE MILE LINE ROAD WD	0001064	MONROE		CONS		399		
FOREST LAWN WD	0001065	MONROE		CONS		399		
GREECE CONSOL WD-MCWA	0001044	MONROE		CONS		55000		
HAMLIN CONSOLIDATED WD	0004525	MONROE		CONS		3140		
HAMLIN KENDALL WD	0001087	MONROE		CONS		1622		
HAMLIN PARMA JOINT WD	0004526	MONROE		CONS		319		
HAMLIN WALKER WD	0001106	MONROE		CONS		450		
HARD ROAD WD	0001066	MONROE		CONS		399		
HATCH ROAD WD	0001067	MONROE		CONS		399		
HENRIETTA WD 1	0004527	MONROE		CONS		38000		
HILTON WS	0001045	MONROE		CONS		4721		
MCWA-COLLAMER RD WD	0015659	MONROE		CONS		139		
HOLT ROAD WD	0017541	MONROE		CONS		399		

POPULATION SERVED FLUORIDATED DRINKING WATER BY SOURCE SYSTEM,
CONSECUTIVE SYSTEM, AND COUNTY WITHIN STATE (AS OF 12/31/92)

NEW YORK

WATER SYSTEMS AND CONSECUTIVE SYSTEMS SERVED	EPA ID NO	COUNTY	CHEM USED	STATUS	FLUOR	POP SERVED	NATURAL SYSTEMS	
					START DATE		NAT LEVEL	OPT LEVEL
HONEOYE FALLS	0015674	MONROE		CONS		399		
INSPIRATION POINT WD	0001068	MONROE		CONS		399		
IRONDEQUOIT TWP-WD	0015648	MONROE		CONS		399		
JACKSON ROAD WD	0017544	MONROE		CONS		399		
KLEM ROAD WD	0017540	MONROE		CONS		399		
LAKE ROAD WD	0001069	MONROE		CONS		399		
LAKE SHORE WD-MCWA	0001105	MONROE		CONS		399		
MAPLE DRIVE WD	0017539	MONROE		CONS		399		
MCWA-BENEDICT TRACT WD	0015626	MONROE		CONS		399		
MCWA-BROOKVIEW TRACT WD	0015627	MONROE		CONS		399		
MCWA-BUFFALO ROAD WD	0015637	MONROE		CONS		399		
MCWA-CHILI AVENUE TRACT WD	0015628	MONROE		CONS		399		
MCWA-CHILI HEIGHTS WD	0015629	MONROE		CONS		399		
MCWA-CHILI WD	0015630	MONROE		CONS		399		
MCWA-COLLAMER RD WD	0015659	MONROE		CONS		139		
MCWA-CREEKVIEW WD	0015631	MONROE		CONS		399		
MCWA-CULVER RD ORCHARDS WD	0015644	MONROE		CONS		399		
MCWA-E & N GATES CONSOL WD	0015638	MONROE		CONS		399		
MCWA-E GATES-SOWEST EXT WD	0015639	MONROE		CONS		399		
MCWA-EAST AVE WD	0015676	MONROE		CONS		399		
MCWA-EAST WD	0015677	MONROE		CONS		399		
MCWA-EAST WTR DIST	0019668	MONROE		CONS		399		
MCWA-FAIRVIEW WD	0015645	MONROE		CONS		399		
MCWA-FERGUSON DR WD	0015660	MONROE		CONS		81		
MCWA-FRENCH RD WD	0015678	MONROE		CONS		399		
MCWA-FRUITDALE WD	0015646	MONROE		CONS		399		
MCWA-GATES CONSOL WD 2	0015640	MONROE		CONS		399		
MCWA-HELENDALE WD	0015647	MONROE		CONS		399		
MCWA-HUFFER RD & ZELLWEGER	0015661	MONROE		CONS		403		
MCWA-KNOLLWOOD WD	0015679	MONROE		CONS		399		
MCWA-LAKE SHORE W BEACH WD	0015662	MONROE		CONS		260		
MCWA-LAKECREST WD	0015688	MONROE		CONS		399		
MCWA-LINDEN AVE WD	0015680	MONROE		CONS		399		
MCWA-LOCKWOOD WD	0015632	MONROE		CONS		399		
MCWA-LONG MEADOW-FOREST PK WD	0015681	MONROE		CONS		399		
MCWA-MANITOU RD WD	0015664	MONROE		CONS		298		
MCWA-MENDON WD	0015675	MONROE		CONS		399		
MCWA-MORGAN ROAD WD	0015633	MONROE		CONS		399		
MCWA-MUMFORD WD	0015686	MONROE		CONS		399		
MCWA-NORTH GOODMAN WD	0015649	MONROE		CONS		399		
MCWA-OGDEN WD 1	0015655	MONROE		CONS		399		
MCWA-OGDEN-GATES WD	0015657	MONROE		CONS		399		
MCWA-PALMYRA RD WD	0015682	MONROE		CONS		399		
MCWA-PARMA CENTER WD	0015663	MONROE		CONS		450		
MCWA-PARMA NORTH WD	0015665	MONROE		CONS		1584		
MCWA-PARMA RIDGE RD WD	0015666	MONROE		CONS		837		
MCWA-PARMA SOUTH WD	0019623	MONROE		CONS		1414		
MCWA-PIXLEY ROAD WD	0015641	MONROE		CONS		399		
MCWA-RANCHMAR WD	0015634	MONROE		CONS		399		

POPULATION SERVED FLUORIDATED DRINKING WATER BY SOURCE SYSTEM,
CONSECUTIVE SYSTEM, AND COUNTY WITHIN STATE (AS OF 12/31/92)

NEW YORK

WATER SYSTEMS AND CONSECUTIVE SYSTEMS SERVED	EPA ID NO	COUNTY	CHEM USED	STATUS	FLUOR START DATE	POP SERVED	NATURAL SYSTEMS NAT LEVEL	OPT LEVEL
MCWA-RIGA WD	0015671	MONROE		CONS		399		
MCWA-ROLLING ACRES	0015658	MONROE		CONS		399		
MCWA-SCOTTSVILLE	0015685	MONROE		CONS		399		
MCWA-SENECA-RODGERS WD	0015650	MONROE		CONS		399		
MCWA-SO PITTSFORD WD 1	0015683	MONROE		CONS		399		
MCWA-SO PITTSFORD WD 2	0015684	MONROE		CONS		399		
MCWA-SOUTH GATES WD	0015642	MONROE		CONS		399		
MCWA-SOUTHEAST WD	0015689	MONROE		CONS		399		
MCWA-ST PAUL WD	0015651	MONROE		CONS		399		
MCWA-STATE JACKSON WD	0015669	MONROE		CONS		36		
MCWA-SUMMERVILLE WD	0015652	MONROE		CONS		399		
MCWA-SUNSETVIEW WD	0015636	MONROE		CONS		399		
MCWA-TRIMMER-RIDGE WD	0015667	MONROE		CONS		78		
MCWA-WEST GATES WD	0015643	MONROE		CONS		399		
MCWA-WHEATLAND WD	0015687	MONROE		CONS		399		
MCWA-WINFIELD ROAD WD	0015653	MONROE		CONS		399		
NORTH EAST WD	0001070	MONROE		CONS		399		
NORTH WD	0001071	MONROE		CONS		399		
PEARLWOOD RD	0001149	MONROE		CONS		399		
PENFIELD WD	0015668	MONROE		CONS		399		
PERINTON TWP	0015670	MONROE		CONS		240		
PITTSFORD WS	0001054	MONROE		CONS		4500		
ROCHESTER	0004518	MONROE		CONS		225000		
RUSH TWP WD	0001056	MONROE		CONS		399		
RUSH WD 2 - MCWA	0001148	MONROE		CONS		399		
SEA BREEZE WD-MCWA	0001118	MONROE		CONS		8100		
SHOECRAFT WD	0001072	MONROE		CONS		399		
SOUTH FIVE MILE LINE WD	0001073	MONROE		CONS		399		
SPENCERPORT	0001058	MONROE		CONS		4725		
SWEDEN OGDEN JOINT WD	0004570	MONROE		CONS		1564		
SWEDEN WD 1	0001059	MONROE		CONS		153		
SWEDEN WD 2	0001077	MONROE		CONS		1088		
SWEDEN WD 3	0001088	MONROE		CONS		187		
SWEDEN WD 4	0001078	MONROE		CONS		340		
TERRA BUONA WD	0019607	MONROE		CONS		98		
UNION HILL WD	0001060	MONROE		CONS		399		
VOSBURG WD	0001074	MONROE		CONS		399		
WEST WD	0001076	MONROE		CONS		399		
WHAL ROAD WD	0001075	MONROE		CONS		399		
TOTAL POPULATION SERVED BY SOURCE WATER SYSTEM - - - - -						655283		
MONTICELLO WS	0003337	SULLIVAN	NaF	ADJ	01/57	7500		1.0
TOTAL POPULATION SERVED BY SOURCE WATER SYSTEM - - - - -						7500		
MORRISONVILLE WD	0000220	CLINTON	NaSiF6	ADJ	12/82	1000		1.0
TOTAL POPULATION SERVED BY SOURCE WATER SYSTEM - - - - -						1000		

POPULATION SERVED FLUORIDATED DRINKING WATER BY SOURCE SYSTEM,
CONSECUTIVE SYSTEM, AND COUNTY WITHIN STATE (AS OF 12/31/92)

NEW YORK

WATER SYSTEMS AND CONSECUTIVE SYSTEMS SERVED	EPA ID NO	COUNTY	CHEM USED	STATUS	FLUOR START DATE	POP SERVED	NATURAL SYSTEMS NAT LEVEL	OPT LEVEL
MORRISTOWN WS	0004391	ST. LAWRENCE	Acid	ADJ	08/67	550		1.0
TOTAL POPULATION SERVED BY SOURCE WATER SYSTEM - - - - -						550		
MORRISVILLE	0003521	CLINTON	NaF	ADJ	11/84	1500		1.0
TOTAL POPULATION SERVED BY SOURCE WATER SYSTEM - - - - -						1500		
NAPLES	0001161	ONTARIO	Acid	ADJ	05/83	1226		1.0
TOTAL POPULATION SERVED BY SOURCE WATER SYSTEM - - - - -						1226		
NEW YORK CITY WS	0003493	NEW YORK	NaSiF6	ADJ	09/65	552718		1.0
GREENBURGH CONSOLIDATED WD 1	0003429	WESTCHESTER		CONS		20000		
NEW ROCHELLE WC (PART)	0003444	WESTCHESTER		CONS		45804		
PELHAM	0011901	WESTCHESTER		CONS		2053		
WESTCHESTER JT WW 1	0003435	WESTCHESTER		CONS		29589		
NEW ROCHELLE WC (PART)	0003444	WESTCHESTER		CONS		45804		
PELHAM	0011901	WESTCHESTER		CONS		2053		
YONKERS WS	0003465	NEW YORK		CONS		194000		
TOTAL POPULATION SERVED BY SOURCE WATER SYSTEM - - - - -						6892021		
NEWARK WS	0001232	WAYNE	Acid	ADJ	02/61	10000		1.0
TOTAL POPULATION SERVED BY SOURCE WATER SYSTEM - - - - -						10000		
NEWBURG WS	0003578	ORANGE	NaF	ADJ	05/45	9600		1.0
NEW WINDSOR TWP-CONS WD	0003580	ORANGE		CONS		15000		
NEWBURGH CITY	0003549	ORANGE		CONS		23438		
TOTAL POPULATION SERVED BY SOURCE WATER SYSTEM - - - - -						48038		
NEWBURGH	0003546	ORANGE	Acid	ADJ	05/84	364		1.0
TOTAL POPULATION SERVED BY SOURCE WATER SYSTEM - - - - -						364		
NIAGARA CO WD	0000567	NIAGARA	Acid	ADJ	07/60	38		1.0
BARKER	0000556	NIAGARA		CONS		552		
CAMBRIA WD	0000557	NIAGARA		CONS		4419		
CARLISLE GARDENS LOCKPART WD 1	0000565	NIAGARA		CONS		450		
HARTLAND WD	0000588	NIAGARA		CONS		2400		
LEWISTON WTR IMPROVEMENT AREA	0000561	NIAGARA		CONS		14700		
LEWISTOWN VILLAGE	0000558	NIAGARA		CONS		3326		
LINCOLN VILLAGE LOCKPART WD 2	0000562	NIAGARA		CONS		410		
LOCKPORT WD 3	0000563	NIAGARA		CONS		11800		
MEDINA	0000600	NIAGARA		CONS		7000		
MIDDLEPORT	0000566	NIAGARA		CONS		2000		
NEWFANE WD 4	0000595	NIAGARA		CONS		5810		

POPULATION SERVED FLUORIDATED DRINKING WATER BY SOURCE SYSTEM,
CONSECUTIVE SYSTEM, AND COUNTY WITHIN STATE (AS OF 12/31/92)

NEW YORK

WATER SYSTEMS AND CONSECUTIVE SYSTEMS SERVED	EPA ID NO	COUNTY	CHEM USED	STATUS	FLUOR START DATE	POP SERVED	NATURAL SYSTEMS NAT LEVEL	OPT LEVEL
NEWFANE WD NO 1,2,3 CONSOL	0000573	NIAGARA		CONS		4900		
NIAGARA FALLS WS	0000568	NIAGARA		CONS		71384		
NIAGARA WTR IMPROVEMENT AREA	0000571	NIAGARA		CONS		9500		
PENDLETON TWP WD	0000574	NIAGARA		CONS		4726		
PORTER WD 1	0000577	NIAGARA		CONS		2000		
PORTER WD 2	0000578	NIAGARA		CONS		3200		
RANSOMVILLE EXTENSION #3 WD	0000579	NIAGARA		CONS		585		
RIDGEWAY RT 31E	0017294	ORLEANS		CONS		200		
RIDGEWAY RTS 104 & 63 W.D.	0012221	ORLEANS		CONS		600		
ROYALTON WD 1	0000580	NIAGARA		CONS		1200		
ROYALTON WD 2	0000581	NIAGARA		CONS		1275		
SHELBY WD 1	0000602	ORLEANS		CONS		200		
SOMERSET CONSOL WD	0000583	NIAGARA		CONS		2500		
WHEATFIELD WD	0000585	NIAGARA		CONS		9600		
WILSON	0000586	NIAGARA		CONS		1236		
WILSON TOWN WD	0000587	NIAGARA		CONS		5792		
YOUNGSTOWN	0016262	NIAGARA		CONS		2200		
TOTAL POPULATION SERVED BY SOURCE WATER SYSTEM - - - - -						174003		
NISKAYUNA W S	0000077	SCHENECTADY	NaF	ADJ	07/79	11000		1.0
TOTAL POPULATION SERVED BY SOURCE WATER SYSTEM - - - - -						11000		
NORTH TONAWANDA WS	0000572	NIAGARA	Acid	ADJ	01/61	36000		1.0
TOTAL POPULATION SERVED BY SOURCE WATER SYSTEM - - - - -						36000		
NORWICH WS	0001745	CHENANGO	NaF	ADJ	03/75	8082		1.0
TOTAL POPULATION SERVED BY SOURCE WATER SYSTEM - - - - -						8082		
NORWOOD	0004393	ST LAWRENCE	Acid	ADJ	12/82	2200		1.0
TOTAL POPULATION SERVED BY SOURCE WATER SYSTEM - - - - -						2200		
OAKFIELD	0000551	GENESEE	Acid	ADJ	09/83	2000		1.0
TOTAL POPULATION SERVED BY SOURCE WATER SYSTEM - - - - -						2000		
OGDENSBURG WS	0004394	ST. LAWRENCE	Acid	ADJ	12/68	12375		1.0
TOTAL POPULATION SERVED BY SOURCE WATER SYSTEM - - - - -						12375		
OLD FORGE WD	0002312	HERKIMER	Acid	ADJ	08/83	3000		1.0
THENDARA	0002315	HERKIMER		CONS		450		
TOTAL POPULATION SERVED BY SOURCE WATER SYSTEM - - - - -						3450		

POPULATION SERVED FLUORIDATED DRINKING WATER BY SOURCE SYSTEM,
CONSECUTIVE SYSTEM, AND COUNTY WITHIN STATE (AS OF 12/31/92)

NEW YORK

WATER SYSTEMS AND CONSECUTIVE SYSTEMS SERVED	EPA ID NO	COUNTY	CHEM USED	STATUS	FLUOR START DATE	POP SERVED	NATURAL SYSTEMS NAT LEVEL	OPT LEVEL
OLEAN WS	0000345	CATTARAUGUS	NaF	ADJ	11/51	18000		1.0
TOTAL POPULATION SERVED BY SOURCE WATER SYSTEM - - - - -						18000		
ONEONTA WS	0000154	OTSEGO	Acid	ADJ	06/58	17450		1.0
TOTAL POPULATION SERVED BY SOURCE WATER SYSTEM - - - - -						17450		
ONONDAGA CO WATER AUTH	0004336	ONONDAGA	Acid	ADJ	11/69	130000		1.0
CAMILLUS CONSOLIDATED WD	0004309	ONONDAGA		CONS		18500		
CENTRAL SULLIVAN	0018358	MADISON		CONS		1600		
CICERO WD'S	0004342	ONONDAGA		CONS		14108		
CLAY WD'S	0004344	ONONDAGA		CONS		16000		
DEWITT WD'S - NORTH	0016112	ONONDAGA		CONS		8970		
DEWITT WD'S - SOUTH	0004343	ONONDAGA		CONS		17500		
EAST SULLIVAN	0011095	MADISON		CONS		864		
GEDDES WD'S	0004350	ONONDAGA		CONS		4200		
HARTL CT WD	0004314	ONONDAGA		CONS		250		
JORDAN	0004316	ONONDAGA		CONS		1400		
LAKELAND WD	0004351	ONONDAGA		CONS		1500		
LIVERPOOL	0004317	ONONDAGA		CONS		2849		
LYSANDER WTP	0004320	ONONDAGA		CONS		2500		
MINOA	0004323	ONONDAGA		CONS		3660		
NORTH SULLIVAN WD	0010846	MADISON		CONS		3100		
OCWA COLD SPRING WD	0004319	ONONDAGA		CONS		399		
SALINA WD'S	0004346	ONONDAGA		CONS		17500		
SOLVAY	0004332	ONONDAGA		CONS		7140		
SOUTHWOOD JAMESVILLE WD	0004328	ONONDAGA		CONS		1400		
VAN BUREN WD'S	0004348	ONONDAGA		CONS		8000		
WEST PHOENIX WD	0004349	ONONDAGA		CONS		369		
TOTAL POPULATION SERVED BY SOURCE WATER SYSTEM - - - - -						261809		
ONTARIO TWP WD	0001233	WAYNE	Acid	ADJ	06/72	5880		1.0
ACREHURST WC INC	0004517	ONTARIO		CONS		131		
ASHTON PLACE WD	0020916	ONTARIO		CONS		84		
CANANDAIGUA E ZONE WD	0010130	ONTARIO		CONS		514		
CANANDAIGUA W ZONE WD	0010132	ONTARIO		CONS		2000		
CANANDAIGUA-FARMINGTON WD	0001151	ONTARIO		CONS		7500		
CANANDAIGUA-HOPEWELL WD	0011948	ONTARIO		CONS		634		
CHAPIN RD WD	0017660	ONTARIO		CONS		108		
CLIFTON SPRINGS	0001154	WAYNE		CONS		2036		
EAST BLOOMFIELD WD 1	0001177	ONTARIO		CONS		93		
EAST BLOOMFIELD WD 2	0001180	ONTARIO		CONS		222		
GENEVA TOWN WD 1	0004511	ONTARIO		CONS		208		
GENEVA TOWN WD 3	0004513	ONTARIO		CONS		440		
GENEVA TOWN WD 4	0004509	ONTARIO		CONS		90		
GENEVA TOWN WD 5	0004507	ONTARIO		CONS		192		
GENEVA TOWN WD 6	0011902	ONTARIO		CONS		189		

POPULATION SERVED FLUORIDATED DRINKING WATER BY SOURCE SYSTEM,
CONSECUTIVE SYSTEM, AND COUNTY WITHIN STATE (AS OF 12/31/92)

NEW YORK

WATER SYSTEMS AND CONSECUTIVE SYSTEMS SERVED	EPA ID NO	COUNTY	CHEM USED	STATUS	FLUOR START DATE	POP SERVED	NATURAL SYSTEMS NAT LEVEL	OPT LEVEL
GENEVA TOWN WD 7	0020915	ONTARIO		CONS		164		
HONEOYE WD 2-RICHMOND T HALL	0001159	ONTARIO		CONS		935		
HONEOYE WD 3-RICHMOND T HALL	0001169	ONTARIO		CONS		450		
HOPEWELL WD 1	0001168	ONTARIO		CONS		218		
HOPEWELL WD 2	0001182	ONTARIO		CONS		519		
MARBLETOWN-WHITE RD WD	0020645	ONTARIO		CONS		75		
NORTH BLOOMFIELD WD	0001167	ONTARIO		CONS		238		
NORTH FARMINGTON WD	0001176	ONTARIO		CONS		1700		
PHELPS	0001162	ONTARIO		CONS		2100		
PORT GIBSON WD	0001163	ONTARIO		CONS		650		
RG & E WD	0001250	WAYNE		CONS		150		
RTE 104 EAST WD	0001251	WAYNE		CONS		900		
RTE 104 WEST WD	0001252	WAYNE		CONS		80		
SENECA (T) WD	0001178	ONTARIO		CONS		2000		
SHORTSVILLE	0001165	WAYNE		CONS		1669		
VICTOR TOWN WTR BENEFIT AREA	0004515	ONTARIO		CONS		2500		
WALWORTH TWP WD1	0001246	WAYNE		CONS		3500		
WEST BLOOMFIELD WD	0001181	ONTARIO		CONS		1100		
WEST ONTARIO WD	0001234	WAYNE		CONS		475		
TOTAL POPULATION SERVED BY SOURCE WATER SYSTEM - - - - -						39744		
OSWEGO WS	0004361	OSWEGO	Acid	ADJ	05/60	28793		1.0
OSWEGO TWP-FRT VALLEY WD	0004354	OSWEGO		CONS		1335		
OSWEGO TWP-LAKE SHORE RD W.D.	0018439	OSWEGO		CONS		295		
OSWEGO TWP-MINETTO SERV. AREA	0013845	OSWEGO		CONS		1225		
OSWEGO TWP-OSWEGO CTR WD	0013321	OSWEGO		CONS		486		
OSWEGO-S.W. W.D.	0013322	OSWEGO		CONS		787		
OSWEGO-W. FIFTH ST.	0001324	OSWEGO		CONS		263		
OSWEGO-W.FIFTH ST. OF MINETTO	0004375	OSWEGO		CONS		360		
OSWEGO-WASHINGTON BLVD.	0015323	OSWEGO		CONS		375		
SCRIBA TWP-HALL RD WD	0013326	OSWEGO		CONS		392		
SCRIBA TWP-NORTH RD WD	0013328	OSWEGO		CONS		365		
TOTAL POPULATION SERVED BY SOURCE WATER SYSTEM - - - - -						34676		
OWEGO WD 2	0005670	TIOGA	NaF	ADJ	05/65	1800		1.0
TOTAL POPULATION SERVED BY SOURCE WATER SYSTEM - - - - -						1800		
PAINTED POST WS	0001222	STEUBEN	NaSiF6	ADJ	02/76	2196		1.0
MACEDON TWP-CONSOL WD (PART)	0001257	WAYNE		CONS		2520		
MARION WD 1	0001231	STEUBEN		CONS		2000		
RIVERSIDE	0001218	STEUBEN		CONS		682		
WILLIAMSON-MAR WD	0001256	STEUBEN		CONS		750		
TOTAL POPULATION SERVED BY SOURCE WATER SYSTEM - - - - -						8148		
PALATINE BRIDGE	0000142	MONTGOMERY	NaF	ADJ	02/83	1000		1.0
TOTAL POPULATION SERVED BY SOURCE WATER SYSTEM - - - - -						1000		

POPULATION SERVED FLUORIDATED DRINKING WATER BY SOURCE SYSTEM,
CONSECUTIVE SYSTEM, AND COUNTY WITHIN STATE (AS OF 12/31/92)

NEW YORK

WATER SYSTEMS AND CONSECUTIVE SYSTEMS SERVED	EPA ID NO	COUNTY	CHEM USED	STATUS	FLUOR START DATE	POP SERVED	NATURAL SYSTEMS NAT LEVEL	OPT LEVEL
PALMYRA WS	0001235	WAYNE	Acid	ADJ	03/58	3776		1.0
PALMYRA TWP NORTH WD	0001259	WAYNE		CONS		700		
PALMYRA TWP SOUTH WD	0001260	WAYNE		CONS		340		
TOTAL POPULATION SERVED BY SOURCE WATER SYSTEM - - - - -						4816		
PAVILION #1	0000552	GENESEE	NaF	ADJ	04/83	560		1.0
TOTAL POPULATION SERVED BY SOURCE WATER SYSTEM - - - - -						560		
PENN YAN WS	0001263	YATES	NaSiF6	ADJ	02/53	5875		1.0
DRESDEN	0001261	YATES		CONS		545		
TOTAL POPULATION SERVED BY SOURCE WATER SYSTEM - - - - -						6420		
PERRY WS	0000613	WYOMING	NaSiF6	ADJ	12/58	3501		1.0
CASTILE TWP-GARDEAU WD	0000611	WYOMING		CONS		38		
CASTILE TWP-SILV LAKE WD	0011605	WYOMING		CONS		808		
LETCHWORTH STATE PARK	0011826	WYOMING		CONS		58		
PERRY TWP-PERRY CTR WD	0000614	WYOMING		CONS		221		
TOTAL POPULATION SERVED BY SOURCE WATER SYSTEM - - - - -						4626		
PHILADELPHIA	0105600	JEFFERSON	NaF	ADJ	04/89	900		1.0
TOTAL POPULATION SERVED BY SOURCE WATER SYSTEM - - - - -						900		
PLATTSBURGH WS	0000217	CLINTON	NaSiF6	ADJ	10/53	21057		1.0
BLUFF POINT W.D.	0016542	CLINTON		CONS		252		
CLIFF HAVEN WD	0000218	CLINTON		CONS		1300		
CUMBERLAND HEAD CORNER WD	0000219	CLINTON		CONS		1000		
PLATTSBURGH TWP-TM WD	0000229	CLINTON		CONS		2500		
TOTAL POPULATION SERVED BY SOURCE WATER SYSTEM - - - - -						26109		
PLEASANTVILLE WS	0003455	WESTCHESTER	Acid	ADJ	06/55	9500		1.0
BEAR RIDGE LAKE WD	0003438	WESTCHESTER		CONS		490		
MEADOWBROOK WD	0003439	WESTCHESTER		CONS		77		
TOTAL POPULATION SERVED BY SOURCE WATER SYSTEM - - - - -						10067		
PORTVILLE WS	0000347	CATTARAUGUS	NaF	ADJ	10/72	1136		1.0
TOTAL POPULATION SERVED BY SOURCE WATER SYSTEM - - - - -						1136		
POTSDAM WS	0004397	ST. LAWRENCE	Acid	ADJ	04/67	10635		1.0
TOTAL POPULATION SERVED BY SOURCE WATER SYSTEM - - - - -						10635		

POPULATION SERVED FLUORIDATED DRINKING WATER BY SOURCE SYSTEM,
CONSECUTIVE SYSTEM, AND COUNTY WITHIN STATE (AS OF 12/31/92)

NEW YORK

WATER SYSTEMS AND CONSECUTIVE SYSTEMS SERVED	EPA ID NO	COUNTY	CHEM USED	STATUS	FLUOR START DATE	POP SERVED	NATURAL SYSTEMS NAT LEVEL	OPT LEVEL
POUGHKEEPSIE WS	0002774	DUTCHESS	NaSif6	ADJ	10/52	29757		1.0
POUGHKEEPSIE TOWN WIDE WD	0002812	DUTCHESS		CONS		35000		
TOTAL POPULATION SERVED BY SOURCE WATER SYSTEM - - - - -						64757		
RAVENA WS	0000201	ALBANY	NaF	ADJ	11/68	4700		1.0
TOTAL POPULATION SERVED BY SOURCE WATER SYSTEM - - - - -						4700		
REMSEN	0002404	ONEIDA	NaF	ADJ	07/84	650		1.0
TOTAL POPULATION SERVED BY SOURCE WATER SYSTEM - - - - -						650		
RICHFIELD SPRINGS	0000156	OTSEGO	Acid	ADJ	02/85	762		1.0
TOTAL POPULATION SERVED BY SOURCE WATER SYSTEM - - - - -						762		
RICHMONDVILLE WS	0000097	SCHOHARIE	Acid	ADJ	05/67	762		1.0
TOTAL POPULATION SERVED BY SOURCE WATER SYSTEM - - - - -						762		
SACKETS HARBOR	0002343	JEFFERSON	Acid	ADJ	01/84	1200		1.0
TOTAL POPULATION SERVED BY SOURCE WATER SYSTEM - - - - -						1200		
SANDUSKY	0003500	CATTARAUGUS	OTHER	ADJ	00/00	225		1.0
TOTAL POPULATION SERVED BY SOURCE WATER SYSTEM - - - - -						225		
SARATOGA SPRINGS WS	0000168	SARATOGA	NaSif6	ADJ	08/62	27000		1.0
TOTAL POPULATION SERVED BY SOURCE WATER SYSTEM - - - - -						27000		
SCARSDALE WS	0003457	WESTCHESTER	Acid	ADJ	09/57	22337		1.0
NEW ROCHELLE WC (PART)	0003444	WESTCHESTER		CONS		45804		
PELHAM	0011901	WESTCHESTER		CONS		2053		
TOTAL POPULATION SERVED BY SOURCE WATER SYSTEM - - - - -						70194		
SCHENECTADY WS	0000070	SCHENECTADY	Acid	ADJ	03/71	67972		1.0
NISKAYUNA TWP WD 1	0000073	SCHENECTADY		CONS		1475		
NISKAYUNA TWP WD 2	0000074	SCHENECTADY		CONS		750		
NISKAYUNA TWP WD 3	0000075	SCHENECTADY		CONS		2400		
NISKAYUNA TWP WD 6	0000078	SCHENECTADY		CONS		1000		
NISKAYUNA TWP WD 7	0000079	SCHENECTADY		CONS		550		
NISKAYUNA TWP WD 8	0000080	SCHENECTADY		CONS		500		
ROTTERDAM TWP WD 1	0000065	SCHENECTADY		CONS		5350		
TOTAL POPULATION SERVED BY SOURCE WATER SYSTEM - - - - -						79997		

POPULATION SERVED FLUORIDATED DRINKING WATER BY SOURCE SYSTEM,
CONSECUTIVE SYSTEM, AND COUNTY WITHIN STATE (AS OF 12/31/92)

NEW YORK

WATER SYSTEMS AND CONSECUTIVE SYSTEMS SERVED	EPA ID NO	COUNTY	CHEM USED	STATUS	FLUOR START DATE	POP SERVED	NATURAL SYSTEMS NAT LEVEL	OPT LEVEL
SCHROON LAKE WD	0000292	ESSEX	NaF	ADJ	11/84	2750		1.0
TOTAL POPULATION SERVED BY SOURCE WATER SYSTEM - - - - -						2750		
SCIO	0000325	ALLEGHANY	OTHER	ADJ	12/85	800		1.0
TOTAL POPULATION SERVED BY SOURCE WATER SYSTEM - - - - -						800		
SCOTIA	0124700	SCHENECTADY	NaF	ADJ	02/90	7600		1.0
TOTAL POPULATION SERVED BY SOURCE WATER SYSTEM - - - - -						7600		
SENECA ARMY DEPOT VARICK WD	0012215 0010642	SENECA SENECA	Acid	ADJ CONS	02/71	1500 350		1.0
TOTAL POPULATION SERVED BY SOURCE WATER SYSTEM - - - - -						1850		
SIDNEY	0000270	DELAWARE	NaF	ADJ	02/83	5000		1.0
TOTAL POPULATION SERVED BY SOURCE WATER SYSTEM - - - - -						5000		
SODUS POINT	0001242	WAYNE	NaF	ADJ	03/83	1334		1.0
TOTAL POPULATION SERVED BY SOURCE WATER SYSTEM - - - - -						1334		
SODUS WS	0001241	WAYNE	Acid	ADJ	03/75	1810		1.0
SODUS RURAL WD 1	0001254	WAYNE		CONS		2000		
SODUS RURAL WD 2	0001255	WAYNE		CONS		500		
TOTAL POPULATION SERVED BY SOURCE WATER SYSTEM - - - - -						4310		
SPRINGVILLE WS	0000539	ERIE	Acid	ADJ	04/75	4285		1.0
TOTAL POPULATION SERVED BY SOURCE WATER SYSTEM - - - - -						4285		
STAMFORD	0000272	DELAWARE	NaF	ADJ	10/84	1280		1.0
TOTAL POPULATION SERVED BY SOURCE WATER SYSTEM - - - - -						1280		
STEWART FIELD WD	0011885	ORANGE	OTHER	ADJ	00/00	2500		1.0
TOTAL POPULATION SERVED BY SOURCE WATER SYSTEM - - - - -						2500		
SYRACUSE WS	0004334	ONONDAGA	OTHER	ADJ	00/00	170105		1.0
ELBRIDGE	0004312	ONONDAGA		CONS		1098		
SKANEATELES	0004331	ONONDAGA		CONS		2800		
SKANEATELES WD'S	0004347	ONONDAGA		CONS		3470		
TOTAL POPULATION SERVED BY SOURCE WATER SYSTEM - - - - -						177473		

POPULATION SERVED FLUORIDATED DRINKING WATER BY SOURCE SYSTEM,
CONSECUTIVE SYSTEM, AND COUNTY WITHIN STATE (AS OF 12/31/92)

NEW YORK

WATER SYSTEMS AND CONSECUTIVE SYSTEMS SERVED	EPA ID NO	COUNTY	CHEM USED	STATUS	FLUOR START DATE	POP SERVED	NATURAL SYSTEMS NAT LEVEL	OPT LEVEL
HERESA WS	0002344	JEFFERSON			NATL	996	0.0	
CASTORLAND	0002359	LEWIS			CONS	320		
TOTAL POPULATION SERVED BY SOURCE WATER SYSTEM - - - - -						1316		
TONAWANDA WS	0000538	ERIE	NaSiF6	ADJ	08/55	18538	1.0	
TOTAL POPULATION SERVED BY SOURCE WATER SYSTEM - - - - -						18538		
TONAWANDA WTR ACQ DIST	0004556	ERIE	NaSiF6	ADJ	06/58	72795	1.0	
TOTAL POPULATION SERVED BY SOURCE WATER SYSTEM - - - - -						72795		
TROY WS	0000050	RENSSELAER	NaSiF6	ADJ	01/67	55000	1.0	
BRUNSWICK WD 1	0000052	RENSSELAER		CONS		2523		
BRUNSWICK WD 2	0000053	RENSSELAER		CONS		1025		
BRUNSWICK WD 3	0000054	RENSSELAER		CONS		1480		
BRUNSWICK WD 4	0010144	RENSSELAER		CONS		546		
BRUNSWICK WD 5	0000055	RENSSELAER		CONS		224		
BRUNSWICK WD 6	0000056	RENSSELAER		CONS		927		
EAST GREENBUSH GENERAL WD	0000051	RENSSELAER		CONS		7905		
NORTH GREENBUSH WD 1	0000059	RENSSELAER		CONS		98		
NORTH GREENBUSH WD 3	0000063	RENSSELAER		CONS		141		
RENSSELAER CITY PWS	0000044	RENSSELAER		CONS		9606		
SCHAGHTICOKE WD 1	0000046	RENSSELAER		CONS		700		
SCHAGHTICOKE WD 2	0000048	RENSSELAER		CONS		625		
SCHAGHTICOKE WD 3	0000062	RENSSELAER		CONS		1011		
SCHAGHTICOKE WD 4	0000047	RENSSELAER		CONS		84		
SCHODACK WD 2B	0018612	RENSSELAER		CONS		72		
TOTAL POPULATION SERVED BY SOURCE WATER SYSTEM - - - - -						81967		
TULLY	0137800	ONONDAGA	NaSiF6	ADJ	08/89	1049	1.0	
TOTAL POPULATION SERVED BY SOURCE WATER SYSTEM - - - - -						1049		
USMA-WEST POINT	0011338	ORANGE	OTHER	ADJ	00/00	3500	1.0	
TOTAL POPULATION SERVED BY SOURCE WATER SYSTEM - - - - -						3500		
UTICA WS	0002411	ONEIDA	Acid	ADJ	05/67	135000	1.0	
BARNEVELD	0002410	ONEIDA		CONS		391		
CLARK MILLS WD	0002425	ONEIDA		CONS		2170		
CLINTON MANOR WD	0021032	ONEIDA		CONS		200		
CROSBY MANOR WD 1	0002421	ONEIDA		CONS		900		
DURHAMVILLE WD	0002388	ONEIDA		CONS		200		
FRANKFORT TWP WD 1	0002302	ONEIDA		CONS		80		

POPULATION SERVED FLUORIDATED DRINKING WATER BY SOURCE SYSTEM,
CONSECUTIVE SYSTEM, AND COUNTY WITHIN STATE (AS OF 12/31/92)

NEW YORK

WATER SYSTEMS AND CONSECUTIVE SYSTEMS SERVED	EPA ID NO	COUNTY	CHEM USED	STATUS	FLUOR START DATE	POP SERVED	NATURAL SYSTEMS NAT LEVEL	OPT LEVEL
GRIDLEY AVE DEVELOPMENT	0003512	ONEIDA		CONS		171		
HILLCREST WD	0002401	ONEIDA		CONS		170		
HOLLAND PATENT	0002390	ONEIDA		CONS		532		
HORATIO ART WD 2	0002423	ONEIDA		CONS		532		
KIRKLAND WD 2	0002427	ONEIDA		CONS		370		
KIRKLAND WD 3	0002391	ONEIDA		CONS		80		
KIRKLAND WD 4	0011947	ONEIDA		CONS		340		
KIRKLAND WD 5	0002428	ONEIDA		CONS		84		
LEE WD	0002394	ONEIDA		CONS		3840		
LOWER UTICA ST WD	0002392	ONEIDA		CONS		200		
MARCY WTR IMPROVEMENT AREA	0011949	ONEIDA		CONS		6000		
MULHANEY RD WD 1	0002422	ONEIDA		CONS		100		
NEW HARTFORD	0002397	ONEIDA		CONS		2433		
NEW HARTFORD IMPROV DIST	0002414	ONEIDA		CONS		13050		
NEW YORK MILLS	0002398	ONEIDA		CONS		3805		
ORISKANY	0002400	ONEIDA		CONS		1630		
PROSPECT STREET WD	0002413	ONEIDA		CONS		280		
SANGERFIELD WD	0002406	ONEIDA		CONS		100		
SULPHUR SPRINGS RD WD	0002402	ONEIDA		CONS		48		
TABERG WD	0002409	ONEIDA		CONS		500		
TINDALL CORNERS WD	0003514	ONEIDA		CONS		570		
UNIVERSITY MANOR WD	0003511	ONEIDA		CONS		92		
VERNON	0002412	ONEIDA		CONS		1300		
WHITESBORO	0002417	ONEIDA		CONS		4805		
WHITESTOWN WD 1-YORKVILLE WD	0002453	ONEIDA		CONS		88		
WHITESTOWN WD 10-HARTS HILL T	0002462	ONEIDA		CONS		168		
WHITESTOWN WD 11-HARTSHILL VW	0002463	ONEIDA		CONS		115		
WHITESTOWN WD 12-GLEN HAVEN DV	0002464	ONEIDA		CONS		216		
WHITESTOWN WD 13-HARTSHILLE CR	0002465	ONEIDA		CONS		310		
WHITESTOWN WD 14-HARTSHILLE AC	0002466	ONEIDA		CONS		40		
WHITESTOWN WD 15-WILLCOX RD	0002467	ONEIDA		CONS		70		
WHITESTOWN WD 16-HARTSHILL SUM	0002468	ONEIDA		CONS		680		
WHITESTOWN WD 17-AITKEN AVE	0002469	ONEIDA		CONS		188		
WHITESTOWN WD 2-HARTS HILL	0002454	ONEIDA		CONS		50		
WHITESTOWN WD 3-HARTS HILL	0002455	ONEIDA		CONS		40		
WHITESTOWN WD 4-SUNSET MANOR	0002456	ONEIDA		CONS		908		
WHITESTOWN WD 5-CRESTHILL MN	0002457	ONEIDA		CONS		92		
WHITESTOWN WD 6-DUNHAM MANOR	0002458	ONEIDA		CONS		955		
WHITESTOWN WD 7-HARTS HILL C	0002459	ONEIDA		CONS		230		
WHITESTOWN WD 8-THRUWAY ACRE	0002460	ONEIDA		CONS		165		
WHITESTOWN WD 9-WHITESTWN TERR	0002461	ONEIDA		CONS		68		
YORKVILLE	0002418	ONEIDA		CONS		3425		
TOTAL POPULATION SERVED BY SOURCE WATER SYSTEM - - - - -						187781		
VESTAL CONSOLIDATED 1	0001674	BROOME	NaF	ADJ	05/83	7517		1.0
TOTAL POPULATION SERVED BY SOURCE WATER SYSTEM - - - - -						7517		

POPULATION SERVED FLUORIDATED DRINKING WATER BY SOURCE SYSTEM,
CONSECUTIVE SYSTEM, AND COUNTY WITHIN STATE (AS OF 12/31/92)

NEW YORK

WATER SYSTEMS AND CONSECUTIVE SYSTEMS SERVED	EPA ID NO	COUNTY	CHEM USED	STATUS	FLUOR START DATE	POP SERVED	NATURAL SYSTEMS NAT LEVEL	OPT LEVEL
WALDEN WS	0003599	ORANGE	Acid	ADJ	04/53	5500		1.0
TOTAL POPULATION SERVED BY SOURCE WATER SYSTEM - - - - -						5500		
WANAKAH WC	0000540	ERIE	Acid	ADJ	02/65	11128		1.0
TOTAL POPULATION SERVED BY SOURCE WATER SYSTEM - - - - -						11128		
WARSAW WS	0000618	WYOMING	Acid	ADJ	08/60	3594		1.0
WARSAW TWP WD 1	0000619	WYOMING		CONS		144		
TOTAL POPULATION SERVED BY SOURCE WATER SYSTEM - - - - -						3738		
WATERFORD	0000173	SARATOGA	NaSiF6	ADJ	01/82	8500		1.0
TOTAL POPULATION SERVED BY SOURCE WATER SYSTEM - - - - -						8500		
WATERTOWN WS	0002346	JEFFERSON	Acid	ADJ	06/62	27861		1.0
WATERTOWN	0002352	JEFFERSON		CONS		1050		
WATERTOWN TWP WD1	0002348	JEFFERSON		CONS		125		
WATERTOWN WD 3	0015919	JEFFERSON		CONS		100		
TOTAL POPULATION SERVED BY SOURCE WATER SYSTEM - - - - -						29136		
WEBB WD - KOA	0002327	HERKIMER	OTHER	ADJ	00/00	600		1.0
TOTAL POPULATION SERVED BY SOURCE WATER SYSTEM - - - - -						600		
WEBSTER WS	0001061	MONROE	Acid	ADJ	05/64	35000		1.0
MACEDON TWP-CONSOL WD (PART)	0001257	WAYNE		CONS		2520		
TOTAL POPULATION SERVED BY SOURCE WATER SYSTEM - - - - -						37520		
WELLSVILLE WS	0000327	ALLEGANY	Acid	ADJ	04/74	6000		1.0
TOTAL POPULATION SERVED BY SOURCE WATER SYSTEM - - - - -						6000		
WEST CARTHAGE	0002349	JEFFERSON	OTHER	ADJ	08/88	1830		1.0
TOTAL POPULATION SERVED BY SOURCE WATER SYSTEM - - - - -						1830		
WESTCHESTER CO WD 2	0003489	WESTCHESTER	Acid	ADJ	05/67	799		1.0
YORKTOWN	0003469	WESTCHESTER		CONS		33000		
TOTAL POPULATION SERVED BY SOURCE WATER SYSTEM - - - - -						33799		
WESTFIELD WS	0015782	CHAUTAUQUA	NaSiF6	ADJ	08/51	3300		1.0
TOTAL POPULATION SERVED BY SOURCE WATER SYSTEM - - - - -						3300		

POPULATION SERVED FLUORIDATED DRINKING WATER BY SOURCE SYSTEM,
CONSECUTIVE SYSTEM, AND COUNTY WITHIN STATE (AS OF 12/31/92)

NEW YORK

WATER SYSTEMS AND CONSECUTIVE SYSTEMS SERVED	EPA ID NO	COUNTY	CHEM USED	STATUS	FLUOR START DATE	POP SERVED	NATURAL SYSTEMS NAT LEVEL	OPT LEVEL
WHITE PLAINS WS	0003464	WESTCHESTER	Acid	ADJ	11/72	46999		1.0
TOTAL POPULATION SERVED BY SOURCE WATER SYSTEM - - - - -						46999		
WINDSOR	0001684	BROOME	NaF	ADJ	08/82	1400		1.0
TOTAL POPULATION SERVED BY SOURCE WATER SYSTEM - - - - -						1400		
WOLCOTT WS	0001245	WAYNE	Acid	ADJ	11/68	1500		1.0
TOTAL POPULATION SERVED BY SOURCE WATER SYSTEM - - - - -						1500		
YORKSHIRE	0012216	CATTARAUGUS	OTHER	ADJ	06/88	1600		1.0
TOTAL POPULATION SERVED BY SOURCE WATER SYSTEM - - - - -						1600		

STATE SUMMARY DATA AS OF 12/31/92

NORTH CAROLINA

SYSTEM SIZE CLASSIFICATION

	FLUORIDATED SYSTEMS		PUBLIC WATER SYSTEMS	
	NUMBER OF SYSTEMS	TOTAL POPULATION	NUMBER OF SYSTEMS	TOTAL POPULATION
=<1,000	96	36,455	2,073	283,000
1,001-5,000	92	257,763	459	1,061,000
5,001-10,000	40	312,460	69	511,000
10,001-50,000	60	1,278,398	63	1,324,000
50,001-100,000	8	555,076	8	522,000
>100,000	6	1,370,000	7	1,440,000
TOTAL	302	3,810,152	2,679	4,856,000

FLUORIDATED SYSTEM CLASSIFICATION

	NUMBER	POPULATION	PERCENTAGE (POP.)
ADJUSTED	231	3,524,986	92.3
CONSECUTIVE	25	94,565	2.5
NATURAL	46	190,601	5.0
TOTAL	302	3,810,152	

SCHOOLS, INDIAN AND MILITARY SYSTEMS

	ADJUSTED		NATURAL	
	NUMBER	POP.	NUMBER	POP.
TOTAL SCHOOLS	64	20.987	1	310
INDIAN SYSTEMS	2	61	1	0
INDIAN SCHOOLS	0	0	0	0
MILITARY SYSTEMS	7	128,200	0	0

CHEMICAL USAGE OF FLUORIDATING SYSTEMS

	NUMBER	POPULATION
SODIUM FLUORIDE	97	400,849
SODIUM SILICOFLUORIDE	14	1,015,850
HYDROFLUOSILICIC ACID	108	1,811,812

POPULATION SERVED FLUORIDATED DRINKING WATER BY SOURCE SYSTEM,
CONSECUTIVE SYSTEM, AND COUNTY WITHIN STATE (AS OF 12/31/92)

NORTH CAROLINA

WATER SYSTEMS AND CONSECUTIVE SYSTEMS SERVED	EPA ID NO	COUNTY	CHEM USED	STATUS	FLUOR START DATE	POP SERVED	NATURAL SYSTEMS NAT LEVEL	OPT LEVEL
ABERDEEN, TOWN OF	0363020	MOORE	NaF	ADJ	09/59	3500		1.0
TOTAL POPULATION SERVED BY SOURCE WATER SYSTEM - - - - -						3500		
ADAMS CREEK	3700061	SWAIN	NaF	ADJ		36		1.0
TOTAL POPULATION SERVED BY SOURCE WATER SYSTEM - - - - -						36		
ALBEMARLE	0184010	STANLY	Acid	ADJ	01/54	17500		1.0
PHEIFFER-NORTH STANLY	0185024	STANLY		CONS		2600		
TOTAL POPULATION SERVED BY SOURCE WATER SYSTEM - - - - -						20100		
ALEXANDER COUNTY WATER CORP	0102015	ALEXANDER	Acid	ADJ	02/68	5687		1.0
TOTAL POPULATION SERVED BY SOURCE WATER SYSTEM - - - - -						5687		
ANSON COUNTY WATER SYSTEM	0304010	ANSON	Acid	ADJ	08/72	9000		1.0
TOTAL POPULATION SERVED BY SOURCE WATER SYSTEM - - - - -						9000		
APEX	0392045	WAKE	Acid	ADJ	08/64	3192		1.0
TOTAL POPULATION SERVED BY SOURCE WATER SYSTEM - - - - -						3192		
ASHEBORO	0276010	RANDOLPH	Acid	ADJ	09/67	21000		1.0
TOTAL POPULATION SERVED BY SOURCE WATER SYSTEM - - - - -						21000		
ASHEVILLE	0111010	BUNCOMBE	Acid	ADJ	09/65	100000		1.0
TOTAL POPULATION SERVED BY SOURCE WATER SYSTEM - - - - -						100000		
ATLANTIC BEACH, TOWN OF	0416035	CARTERET	NaF	ADJ	11/92	1754		1.0
TOTAL POPULATION SERVED BY SOURCE WATER SYSTEM - - - - -						1754		
AURORA	0407020	BEAUFORT		NATL		850	0.0	
TOTAL POPULATION SERVED BY SOURCE WATER SYSTEM - - - - -						850		
AYDEN	0474025	PITT		NATL		5000	0.0	
TOTAL POPULATION SERVED BY SOURCE WATER SYSTEM - - - - -						5000		
BALD CREEK	0100472	YANCEY	NaF	ADJ	03/74	199		4.5
TOTAL POPULATION SERVED BY SOURCE WATER SYSTEM - - - - -						199		

POPULATION SERVED FLUORIDATED DRINKING WATER BY SOURCE SYSTEM,
CONSECUTIVE SYSTEM, AND COUNTY WITHIN STATE (AS OF 12/31/92)

NORTH CAROLINA

WATER SYSTEMS AND CONSECUTIVE SYSTEMS SERVED	EPA ID NO	COUNTY	CHEM USED	STATUS	FLUOR START DATE	POP SERVED	NATURAL SYSTEMS NAT LEVEL	OPT LEVEL
BATON	0114025	CALDWELL		ADJ	09/80	6080		1.0
TOTAL POPULATION SERVED BY SOURCE WATER SYSTEM - - - - -						6080		
BAYVIEW	0407102	BEAUFORT		NATL		375	0.0	
TOTAL POPULATION SERVED BY SOURCE WATER SYSTEM - - - - -						375		
BEAUFORT	0416010	CARTERET	Acid	ADJ	09/79	4800		1.0
TOTAL POPULATION SERVED BY SOURCE WATER SYSTEM - - - - -						4800		
BEE LOG	0100427	YANCEY	NaF	ADJ	10/74	63		4.5
TOTAL POPULATION SERVED BY SOURCE WATER SYSTEM - - - - -						63		
BELFAST-PATETOWN SD	0496075	WAYNE	NaF	ADJ	06/93	2700		1.0
TOTAL POPULATION SERVED BY SOURCE WATER SYSTEM - - - - -						2700		
BELMONT	0136015	GASTON	Acid	ADJ	09/71	15100		1.0
TOTAL POPULATION SERVED BY SOURCE WATER SYSTEM - - - - -						15100		
BESSEMER CITY, CITY OF	0136025	GASTON	Acid	ADJ	04/89	6600		1.0
TOTAL POPULATION SERVED BY SOURCE WATER SYSTEM - - - - -						6600		
BETHEL	0474030	PITT		NATL		2000	0.0	
TOTAL POPULATION SERVED BY SOURCE WATER SYSTEM - - - - -						2000		
BETHEL ELEM	0195421	WATAUGA	NaF	ADJ	10/73	181		4.5
TOTAL POPULATION SERVED BY SOURCE WATER SYSTEM - - - - -						181		
BETHEL HILL ELEM	0273430	PERSON	NaF	ADJ	11/80	250		4.5
TOTAL POPULATION SERVED BY SOURCE WATER SYSTEM - - - - -						250		
BEULAH	0286403	SURRY	NaF	ADJ	04/72	333		4.5
TOTAL POPULATION SERVED BY SOURCE WATER SYSTEM - - - - -						333		
BLADENBORO	0309015	BLADEN	NaF	ADJ	09/83	1514		1.0
TOTAL POPULATION SERVED BY SOURCE WATER SYSTEM - - - - -						1514		
BLOWING ROCK	0195020	WATAUGA		ADJ	08/88	5000		0.0
TOTAL POPULATION SERVED BY SOURCE WATER SYSTEM - - - - -						5000		

POPULATION SERVED FLUORIDATED DRINKING WATER BY SOURCE SYSTEM,
CONSECUTIVE SYSTEM, AND COUNTY WITHIN STATE (AS OF 12/31/92)

NORTH CAROLINA

WATER SYSTEMS AND CONSECUTIVE SYSTEMS SERVED	EPA ID NO	COUNTY	CHEM USED	STATUS	FLUOR START DATE	POP SERVED	NATURAL SYSTEMS NAT LEVEL	OPT LEVEL
BOOMER-FERGUSON	0197452	WILKES	NaF	ADJ	08/75	181		4.5
TOTAL POPULATION SERVED BY SOURCE WATER SYSTEM - - - - -						181		
BOONE	0195010	WATAUGA		ADJ	09/82	13250		1.0
TOTAL POPULATION SERVED BY SOURCE WATER SYSTEM - - - - -						13250		
BREVARD	0188010	TRANSYLVANIA		ADJ	09/82	8750		1.0
TOTAL POPULATION SERVED BY SOURCE WATER SYSTEM - - - - -						8750		
BRUNSWICK COUNTY WATER SYSTEM	0416045	BRUNSWICK	Acid	ADJ	08/92	9250		1.0
TOTAL POPULATION SERVED BY SOURCE WATER SYSTEM - - - - -						9250		
BULADEAN	0161409	MITCHELL	NaF	ADJ	11/74	131		4.5
TOTAL POPULATION SERVED BY SOURCE WATER SYSTEM - - - - -						131		
BURGAW	0471010	PENDER		NATL		2000	0.0	
TOTAL POPULATION SERVED BY SOURCE WATER SYSTEM - - - - -						2000		
BURLINGTON, CITY OF	0201010	ALAMANCE	Acid	ADJ	09/77	39980		1.0
ALAMANCE, VILLAGE OF	0201085	ALAMANCE		CONS		315		
ELON COLLEGE, TOWN OF	0201025	ALAMANCE		CONS		4000		
GIBSONVILLE	0241035	ALAMANCE		CONS		3800		
HAW RIVER	0201020	ALAMANCE		CONS		1928		
TOTAL POPULATION SERVED BY SOURCE WATER SYSTEM - - - - -						50023		
CALDWELL CO. WATER SYSTEM	0114045	CALDWELL	Acid	ADJ	07/74	15000		0.0
TOTAL POPULATION SERVED BY SOURCE WATER SYSTEM - - - - -						15000		
CAMERON	0363427	MOORE	NaF	ADJ	03/74	395		4.5
TOTAL POPULATION SERVED BY SOURCE WATER SYSTEM - - - - -						395		
CANTON	0144015	HAYWOOD	Acid	ADJ	09/69	8100		1.0
TOTAL POPULATION SERVED BY SOURCE WATER SYSTEM - - - - -						8100		
CAPE HATTERAS	0428025	DARE		ADJ	09/82	10000		1.0
TOTAL POPULATION SERVED BY SOURCE WATER SYSTEM - - - - -						10000		

POPULATION SERVED FLUORIDATED DRINKING WATER BY SOURCE SYSTEM,
CONSECUTIVE SYSTEM, AND COUNTY WITHIN STATE (AS OF 12/31/92)

NORTH CAROLINA

WATER SYSTEMS AND CONSECUTIVE SYSTEMS SERVED	EPA ID NO	COUNTY	CHEM USED	STATUS	FLUOR START DATE	POP SERVED	NATURAL SYSTEMS NAT LEVEL	OPT LEVEL
CARTHAGE	0363025	MOORE	Acid	ADJ	09/78	1890		1.0
TOTAL POPULATION SERVED BY SOURCE WATER SYSTEM - - - - -						1890		
CARVER	0291413	VANCE	NaF	ADJ	11/77	330		4.5
TOTAL POPULATION SERVED BY SOURCE WATER SYSTEM - - - - -						330		
CHADBOURNE	0424020	COLUMBUS		NATL		2200	0.0	
TOTAL POPULATION SERVED BY SOURCE WATER SYSTEM - - - - -						2200		
CHARLOTTE MECKLENBURG UTILITY	0160010	MECKLENBURG	NaSiF6	ADJ	04/49	450000		1.0
TOTAL POPULATION SERVED BY SOURCE WATER SYSTEM - - - - -						450000		
CHERRY HOSPITAL WATER SUPPLY	0496105	WAYNE	Acid	ADJ	09/77	2500		1.0
TOTAL POPULATION SERVED BY SOURCE WATER SYSTEM - - - - -						2500		
CHERRYVILLE, TOWN OF	0136030	GASTON		ADJ	08/90	5116		1.0
TOTAL POPULATION SERVED BY SOURCE WATER SYSTEM - - - - -						5116		
CHINA GROVE	018040	ROWAN		ADJ	06/68	4860		0.0
TOTAL POPULATION SERVED BY SOURCE WATER SYSTEM - - - - -						4860		
CHOCOWINITY	0407025	BEAUFORT		ADJ	06/92	1200		1.0
TOTAL POPULATION SERVED BY SOURCE WATER SYSTEM - - - - -						1200		
CLARKTON	0309020	BLADEN		ADJ		0		0.0
TOTAL POPULATION SERVED BY SOURCE WATER SYSTEM - - - - -						0		
CLAYTON	0351020	JOHNSTON		ADJ		4756		0.0
TOTAL POPULATION SERVED BY SOURCE WATER SYSTEM - - - - -						4756		
CLEARMONT	0100437	YANCEY	NaF	ADJ	04/74	140		4.5
TOTAL POPULATION SERVED BY SOURCE WATER SYSTEM - - - - -						140		
CLEMENT	0382446	SAMPSON	NaF	ADJ	05/72	395		4.5
TOTAL POPULATION SERVED BY SOURCE WATER SYSTEM - - - - -						395		
CLEVELAND, UPPER SANITARY DIST	0123055	ROWAN		ADJ	09/75	17000		0.0
TOTAL POPULATION SERVED BY SOURCE WATER SYSTEM - - - - -						17000		

POPULATION SERVED FLUORIDATED DRINKING WATER BY SOURCE SYSTEM,
CONSECUTIVE SYSTEM, AND COUNTY WITHIN STATE (AS OF 12/31/92)

NORTH CAROLINA

WATER SYSTEMS AND CONSECUTIVE SYSTEMS SERVED	EPA ID NO	COUNTY	CHEM USED	STATUS	FLUOR START DATE	POP SERVED	NATURAL SYSTEMS NAT LEVEL	OPT LEVEL
CLINTON	0382010	SAMPSON	NaF	ADJ	09/77	10000		1.0
TOTAL POPULATION SERVED BY SOURCE WATER SYSTEM - - - - -						10000		
COLERAIN	0408030	BERTIE		NATL		280	0.0	
TOTAL POPULATION SERVED BY SOURCE WATER SYSTEM - - - - -						280		
COLUMBIA	0489010	TYRRELL	Acid	ADJ	06/87	950		1.0
TOTAL POPULATION SERVED BY SOURCE WATER SYSTEM - - - - -						950		
CONCORD	0113010	CABARRUS	Acid	ADJ	09/52	41000		1.0
TOTAL POPULATION SERVED BY SOURCE WATER SYSTEM - - - - -						41000		
COPELAND	0286418	SURRY	NaF	ADJ	02/75	306		4.5
TOTAL POPULATION SERVED BY SOURCE WATER SYSTEM - - - - -						306		
COURTNEY	0299474	YADKIN	NaF	ADJ	02/72	359		4.5
TOTAL POPULATION SERVED BY SOURCE WATER SYSTEM - - - - -						359		
CREEDMOOR	0239015	GRANVILLE		ADJ	09/82	1600		1.0
TOTAL POPULATION SERVED BY SOURCE WATER SYSTEM - - - - -						1600		
DALLAS	0136065	GASTON	Acid	ADJ	08/92	4860		1.0
TOTAL POPULATION SERVED BY SOURCE WATER SYSTEM - - - - -						4860		
DAN RIVER	0279040			ADJ	06/63	9520		0.0
TOTAL POPULATION SERVED BY SOURCE WATER SYSTEM - - - - -						9520		
DARE REGIONAL	0428030	DARE	Acid	ADJ	08/91	45386		1.0
TOTAL POPULATION SERVED BY SOURCE WATER SYSTEM - - - - -						45386		
DAVIDSON WATER INC	0229025	DAVIDSON		ADJ	09/71	90000		1.0
TOTAL POPULATION SERVED BY SOURCE WATER SYSTEM - - - - -						90000		
DAVIE CO	0230015	DAVIE		ADJ	09/82	13500		1.0
TOTAL POPULATION SERVED BY SOURCE WATER SYSTEM - - - - -						13500		

POPULATION SERVED FLUORIDATED DRINKING WATER BY SOURCE SYSTEM,
CONSECUTIVE SYSTEM, AND COUNTY WITHIN STATE (AS OF 12/31/92)

NORTH CAROLINA

WATER SYSTEMS AND CONSECUTIVE SYSTEMS SERVED	EPA ID NO	COUNTY	CHEM USED	STATUS	FLUOR START DATE	POP SERVED	NATURAL SYSTEMS NAT LEVEL	OPT LEVEL
DOBSON	0286030	SURRY	Acid	ADJ	09/77	1350		1.0
TOTAL POPULATION SERVED BY SOURCE WATER SYSTEM			- - - - -			1350		
DREXEL	0112045	BURKE	Acid	ADJ	09/65	2600		1.0
TOTAL POPULATION SERVED BY SOURCE WATER SYSTEM			- - - - -			2600		
DUBLIN	0309025	BLADEN		NATL		417	0.0	
TOTAL POPULATION SERVED BY SOURCE WATER SYSTEM			- - - - -			417		
DUNN WATER SYSTEM	0343610	HARNETT	NaSiF6	ADJ	09/53	12000		1.0
TOTAL POPULATION SERVED BY SOURCE WATER SYSTEM			- - - - -			12000		
DURHAM	0332010	DURHAM	Acid	ADJ	05/62	150000		1.0
TOTAL POPULATION SERVED BY SOURCE WATER SYSTEM			- - - - -			150000		
EAST DUPLIN	0431466	DUPLIN	NaF	ADJ	12/75	639		4.5
TOTAL POPULATION SERVED BY SOURCE WATER SYSTEM			- - - - -			639		
EAST LANDIS	0180017	ROWAN	NaF	ADJ	06/68	1728		1.0
TOTAL POPULATION SERVED BY SOURCE WATER SYSTEM			- - - - -			1728		
EASTERN PINES	0474015	PITT		NATL		9720	0.0	
TOTAL POPULATION SERVED BY SOURCE WATER SYSTEM			- - - - -			9720		
EASTERN WAYNE	0496065	WAYNE	NaF	ADJ	06/93	8100		1.0
TOTAL POPULATION SERVED BY SOURCE WATER SYSTEM			- - - - -			8100		
EDEN CITY	0279010	ROCKINGHAM	Acid	ADJ	05/63	15278		1.0
TOTAL POPULATION SERVED BY SOURCE WATER SYSTEM			- - - - -			15278		
EDENTON	0421010	CHOWAN		NATL		5500	0.0	
TOTAL POPULATION SERVED BY SOURCE WATER SYSTEM			- - - - -			5500		
ELIZABETH CITY	0470010	PASQUOTANK	Acid	ADJ	06/63	14000		1.0
TOTAL POPULATION SERVED BY SOURCE WATER SYSTEM			- - - - -			14000		
ELIZABETH TOWN	0309010	BLADEN		ADJ	09/82	4000		1.0
TOTAL POPULATION SERVED BY SOURCE WATER SYSTEM			- - - - -			4000		

POPULATION SERVED FLUORIDATED DRINKING WATER BY SOURCE SYSTEM,
CONSECUTIVE SYSTEM, AND COUNTY WITHIN STATE (AS OF 12/31/92)

NORTH CAROLINA

WATER SYSTEMS AND CONSECUTIVE SYSTEMS SERVED	EPA ID NO	COUNTY	CHEM USED	STATUS	FLUOR START DATE	POP SERVED	NATURAL SYSTEMS NAT LEVEL	OPT LEVEL
ELKIN	0286020	SURRY	Acid	ADJ	08/70	4050		1.0
TOTAL POPULATION SERVED BY SOURCE WATER SYSTEM - - - - -						4050		
FAIR BLUFF	0424030	COLUMBUS		NATL		1095	0.0	
TOTAL POPULATION SERVED BY SOURCE WATER SYSTEM - - - - -						1095		
FAIRMONT, TOWN OF	0378025	ROBESON	NaF	ADJ	05/72	3200		1.0
TOTAL POPULATION SERVED BY SOURCE WATER SYSTEM - - - - -						3200		
FAIRVIEW ELEM	0150463	JACKSON	NaF	ADJ	04/81	802		4.5
TOTAL POPULATION SERVED BY SOURCE WATER SYSTEM - - - - -						802		
FALL CREEK	0299472	YADKIN	NaF	ADJ	02/72	292		4.5
TOTAL POPULATION SERVED BY SOURCE WATER SYSTEM - - - - -						292		
FARMVILLE, TOWN OF	0474020	PITT		NATL		7500	0.0	
TOTAL POPULATION SERVED BY SOURCE WATER SYSTEM - - - - -						7500		
FAYETTEVILLE, CITY OF	0326010	CUMBERLAND	NaF	ADJ	10/52	125000		1.0
TOTAL POPULATION SERVED BY SOURCE WATER SYSTEM - - - - -						125000		
FINES CREEK	0144434	HAYWOOD	NaF	ADJ	03/73	68		4.5
TOTAL POPULATION SERVED BY SOURCE WATER SYSTEM - - - - -						68		
FLEETWOOD	0105401	ASHE	NaF	ADJ	12/73	214		4.5
TOTAL POPULATION SERVED BY SOURCE WATER SYSTEM - - - - -						214		
FORBUSH	0299473	YADKIN	NaF	ADJ	02/72	200		4.5
TOTAL POPULATION SERVED BY SOURCE WATER SYSTEM - - - - -						200		
FOREST CITY	0181010	RUTHERFORD	Acid	ADJ	05/67	7550		1.0
ALEXANDER	081027	RUTHERFORD		CONS		300		
SANDY MUSH	0181045	RUTHERFORD		CONS		1200		
TOTAL POPULATION SERVED BY SOURCE WATER SYSTEM - - - - -						9050		
FORK TOWNSHIP	0496060	WAYNE	NaF	ADJ	01/89	6800		1.0
TOTAL POPULATION SERVED BY SOURCE WATER SYSTEM - - - - -						6800		

POPULATION SERVED FLUORIDATED DRINKING WATER BY SOURCE SYSTEM,
CONSECUTIVE SYSTEM, AND COUNTY WITHIN STATE (AS OF 12/31/92)

NORTH CAROLINA

WATER SYSTEMS AND CONSECUTIVE SYSTEMS SERVED	EPA ID NO	COUNTY	CHEM USED	STATUS	FLUOR START DATE	POP SERVED	NATURAL SYSTEMS NAT LEVEL	OPT LEVEL
FORT BRAGG (INCLUDES POPE AFB)	0326344	CUMBERLAND		ADJ	/62	70000		1.0
TOTAL POPULATION SERVED BY SOURCE WATER SYSTEM - - - - -						70000		
FOUR OAKS	0351035	JOHNSTON	NaF	ADJ	06/76	2854		1.0
TOTAL POPULATION SERVED BY SOURCE WATER SYSTEM - - - - -						2854		
FRANCISCO ELEM	0285440	STOKES	NaF	ADJ	09/77	154		4.5
TOTAL POPULATION SERVED BY SOURCE WATER SYSTEM - - - - -						154		
GASTONIA, CITY OF	0136010	GASTON	Acid	ADJ	/64	60000		1.0
TOTAL POPULATION SERVED BY SOURCE WATER SYSTEM - - - - -						60000		
GATES COUNTY	0437020	GATES		NATL		7500	0.0	
TOTAL POPULATION SERVED BY SOURCE WATER SYSTEM - - - - -						7500		
GATESVILLE	0437010	GATES		NATL		325	2.7	
TOTAL POPULATION SERVED BY SOURCE WATER SYSTEM - - - - -						325		
GERMANTON ELEM	0285415	STOKES	NaF	ADJ	08/77	270		4.5
TOTAL POPULATION SERVED BY SOURCE WATER SYSTEM - - - - -						270		
GLADE CREEK	0103437	ALLEGHANY	NaF	ADJ	10/73	182		4.5
TOTAL POPULATION SERVED BY SOURCE WATER SYSTEM - - - - -						182		
GOLDSBORO	0496010	WAYNE	Acid	ADJ	02/61	42697		1.0
TOTAL POPULATION SERVED BY SOURCE WATER SYSTEM - - - - -						42697		
GOOSE CREEK		SWAIN		NATL		0	1.7	
TOTAL POPULATION SERVED BY SOURCE WATER SYSTEM - - - - -						0		
GRADY, B F	0431465	DUPLIN	NaF	ADJ	12/75	440		4.5
TOTAL POPULATION SERVED BY SOURCE WATER SYSTEM - - - - -						440		
GRAHAM-MEBANE	0201015	ALAMANCE	Acid	ADJ	12/77	17328		1.0
TOTAL POPULATION SERVED BY SOURCE WATER SYSTEM - - - - -						17328		

POPULATION SERVED FLUORIDATED DRINKING WATER BY SOURCE SYSTEM,
CONSECUTIVE SYSTEM, AND COUNTY WITHIN STATE (AS OF 12/31/92)

NORTH CAROLINA

WATER SYSTEMS AND CONSECUTIVE SYSTEMS SERVED	EPA ID NO	COUNTY	CHEM USED	STATUS	FLUOR START DATE	POP SERVED	NATURAL SYSTEMS NAT LEVEL	OPT LEVEL
GRANITE FALLS	0114030	CALDWELL	Acid	ADJ	12/75	3264		1.0
TOTAL POPULATION SERVED BY SOURCE WATER SYSTEM - - - - -						3264		
GREEN LEVEL	0201030	WAKE		ADJ		2000		0.0
TOTAL POPULATION SERVED BY SOURCE WATER SYSTEM - - - - -						2000		
GREENE COUNTY REGIONAL	0440106	GREENE		NATL		5400	0.0	
TOTAL POPULATION SERVED BY SOURCE WATER SYSTEM - - - - -						5400		
GREENSBORO	0241010	GUILFORD	Acid	ADJ	05/67	200000		1.0
TOTAL POPULATION SERVED BY SOURCE WATER SYSTEM - - - - -						200000		
GREENVILLE	0474010	PITT	Acid	ADJ	11/57	47220		1.0
TOTAL POPULATION SERVED BY SOURCE WATER SYSTEM - - - - -						47220		
GRIFTON	0474126	PITT		NATL		2394	0.0	
TOTAL POPULATION SERVED BY SOURCE WATER SYSTEM - - - - -						2394		
GRIMESLAND	0474055	PITT		NATL		471	0.0	
TOTAL POPULATION SERVED BY SOURCE WATER SYSTEM - - - - -						471		
HALLS PINEY GROVE	0382684	SAMPSON	NaF	ADJ	02/70	252		4.5
TOTAL POPULATION SERVED BY SOURCE WATER SYSTEM - - - - -						252		
HAMILTON	0459025	MARTIN		NATL		600	0.0	
TOTAL POPULATION SERVED BY SOURCE WATER SYSTEM - - - - -						600		
HAMLET	0377010	RICHMOND	Acid	ADJ	/78	11610		1.0
TOTAL POPULATION SERVED BY SOURCE WATER SYSTEM - - - - -						11610		
HARGROVE	0382483	SAMPSON	NaF	ADJ	02/70	448		4.5
TOTAL POPULATION SERVED BY SOURCE WATER SYSTEM - - - - -						448		
HAVELOCK, CITY OF	0425015	CRAVEN	Acid	ADJ	04/89	10240		1.0
TOTAL POPULATION SERVED BY SOURCE WATER SYSTEM - - - - -						10240		
HELENA ELEM	0273408	PERSON	NaF	ADJ	09/81	608		4.5
TOTAL POPULATION SERVED BY SOURCE WATER SYSTEM - - - - -						608		

POPULATION SERVED FLUORIDATED DRINKING WATER BY SOURCE SYSTEM,
CONSECUTIVE SYSTEM, AND COUNTY WITHIN STATE (AS OF 12/31/92)

NORTH CAROLINA

WATER SYSTEMS AND CONSECUTIVE SYSTEMS SERVED	EPA ID NO	COUNTY	CHEM USED	STATUS	FLUOR START DATE	POP SERVED	NATURAL NAT LEVEL	SYSTEMS OPT LEVEL
HICKORY	0118010	CATAWBA	NaSiF6	ADJ	08/52	41000		1.0
TOTAL POPULATION SERVED BY SOURCE WATER SYSTEM - - - - -						41000		
HIGH POINT	0241020	GUILFORD	NaSiF6	ADJ	06/51	70000		1.0
TOTAL POPULATION SERVED BY SOURCE WATER SYSTEM - - - - -						70000		
HILLSBOROUGH, TOWN OF	0368015	ORANGE	Acid	ADJ	09/60	10000		1.0
TOTAL POPULATION SERVED BY SOURCE WATER SYSTEM - - - - -						10000		
HOBBTON	0382487	SAMPSON	NaF	ADJ	01/79	429		4.5
TOTAL POPULATION SERVED BY SOURCE WATER SYSTEM - - - - -						429		
HOLLY RIDGE	0467025	ONSLOW		NATL		801	0.0	
TOTAL POPULATION SERVED BY SOURCE WATER SYSTEM - - - - -						801		
HYDE COUNTY WATER SYSTEM	0448010	HYDE		NATL		3700	0.0	
TOTAL POPULATION SERVED BY SOURCE WATER SYSTEM - - - - -						3700		
IREDELL WATER CORP	0149025	IREDELL	Acid	ADJ	06/65	10800		1.0
TOTAL POPULATION SERVED BY SOURCE WATER SYSTEM - - - - -						10800		
JACKSONVILLE	0467010	ONSLOW		NATL		32795	0.0	
TOTAL POPULATION SERVED BY SOURCE WATER SYSTEM - - - - -						32795		
JAMES A. HARRELL, SR.	028620	SURRY	Acid	ADJ	06/70	11610		1.0
TOTAL POPULATION SERVED BY SOURCE WATER SYSTEM - - - - -						11610		
JAMESTOWN	0241030	GUILFORD		ADJ	02/68	2300		1.0
TOTAL POPULATION SERVED BY SOURCE WATER SYSTEM - - - - -						2300		
JONES COUNTY WATER	0452020	JONES		NATL		8000	0.0	
TOTAL POPULATION SERVED BY SOURCE WATER SYSTEM - - - - -						8000		
JONESVILLE	0299010	YADKIN		ADJ	09/81	1750		1.0
TOTAL POPULATION SERVED BY SOURCE WATER SYSTEM - - - - -						1750		

POPULATION SERVED FLUORIDATED DRINKING WATER BY SOURCE SYSTEM,
CONSECUTIVE SYSTEM, AND COUNTY WITHIN STATE (AS OF 12/31/92)

NORTH CAROLINA

WATER SYSTEMS AND CONSECUTIVE SYSTEMS SERVED	EPA ID NO	COUNTY	CHEM USED	STATUS	FLUOR START DATE	POP SERVED	NATURAL SYSTEMS NAT LEVEL	OPT LEVEL
KANNAPOLIS	0180020	ROWAN		ADJ	09/81	35000		1.0
TOTAL POPULATION SERVED BY SOURCE WATER SYSTEM - - - - -						35000		
KELFORD	0408025	BERTIE		NATL		260	0.0	
TOTAL POPULATION SERVED BY SOURCE WATER SYSTEM - - - - -						260		
KERR LAKE REG WAT SYSTEM	0291010	VANCE	Acid	ADJ	06/78	32242		1.0
NORLINA	0293020	VANCE		CONS		1150		
TOTAL POPULATION SERVED BY SOURCE WATER SYSTEM - - - - -						33392		
KING WATER PLANT	0285010	STOKES	Acid	ADJ	09/77	13500		1.0
TOTAL POPULATION SERVED BY SOURCE WATER SYSTEM - - - - -						13500		
KINGS MOUNTAIN, CITY OF	0123020	CLEVELAND	Acid	ADJ	03/71	11000		1.0
TOTAL POPULATION SERVED BY SOURCE WATER SYSTEM - - - - -						11000		
KINSTON, CITY OF	0454010	LENOIR	Acid	ADJ	10/90	29000		1.0
TOTAL POPULATION SERVED BY SOURCE WATER SYSTEM - - - - -						29000		
LAKE WACCAMAW	0424045	COLUMBUS		NATL		954	0.0	
TOTAL POPULATION SERVED BY SOURCE WATER SYSTEM - - - - -						954		
LANDIS	0180038	ROWAN	NaF	ADJ	04/68	2800		1.0
TOTAL POPULATION SERVED BY SOURCE WATER SYSTEM - - - - -						2800		
LAURINBURG	0383010	SCOTLAND	Acid	ADJ	03/59	15525		1.0
TOTAL POPULATION SERVED BY SOURCE WATER SYSTEM - - - - -						15525		
LENOIR	0114010	CALDWELL	Acid	ADJ	11/52	15000		1.0
HUDSON	0114020	CALDWELL		CONS		2800		
JOYCETON	0114114	CALDWELL		CONS		500		
TOTAL POPULATION SERVED BY SOURCE WATER SYSTEM - - - - -						18300		
LEXINGTON	0229010	DAVIDSON	NaF	ADJ	07/53	19000		1.0
TOTAL POPULATION SERVED BY SOURCE WATER SYSTEM - - - - -						19000		
LINCOLN COUNTY WATER SYSTEM	0155030	LINCOLN	Acid	ADJ	08/92	7775		1.0
TOTAL POPULATION SERVED BY SOURCE WATER SYSTEM - - - - -						7775		

POPULATION SERVED FLUORIDATED DRINKING WATER BY SOURCE SYSTEM,
CONSECUTIVE SYSTEM, AND COUNTY WITHIN STATE (AS OF 12/31/92)

NORTH CAROLINA

WATER SYSTEMS AND CONSECUTIVE SYSTEMS SERVED	EPA ID NO	COUNTY	CHEM USED	STATUS	FLUOR START DATE	POP SERVED	NATURAL SYSTEMS NAT LEVEL	OPT LEVEL
LINCOLN	0155010	LINCOLN	Acid	ADJ	06/64	7000		1.0
TOTAL POPULATION SERVED BY SOURCE WATER SYSTEM - - - - -						7000		
LITTLETON	0442028	HALIFAX		NATL		820	0.0	
TOTAL POPULATION SERVED BY SOURCE WATER SYSTEM - - - - -						820		
LONGVIEW	0118025	CATAWBA	Acid	ADJ	01/74	3500		1.0
TOTAL POPULATION SERVED BY SOURCE WATER SYSTEM - - - - -						3500		
LOUISBURG	0235015	FRANKLIN	Acid	ADJ	09/82	3047		1.0
TOTAL POPULATION SERVED BY SOURCE WATER SYSTEM - - - - -						3047		
LOW GAP	0286469	SURRY	NaF	ADJ	06/82	106		4.5
TOTAL POPULATION SERVED BY SOURCE WATER SYSTEM - - - - -						106		
LUMBERTON	0378010	ROBESON	NaSiF6	ADJ	02/54	20904		1.0
TOTAL POPULATION SERVED BY SOURCE WATER SYSTEM - - - - -						20904		
MABEL	0195423	WATAUGA	NaF	ADJ	09/73	300		4.5
TOTAL POPULATION SERVED BY SOURCE WATER SYSTEM - - - - -						300		
MADISON	0279030	ROCKINGHAM	Acid	ADJ	06/74	2860		1.0
TOTAL POPULATION SERVED BY SOURCE WATER SYSTEM - - - - -						2860		
MAIDEN	0118030	CATAWBA	Acid	ADJ	11/75	2839		1.0
TOTAL POPULATION SERVED BY SOURCE WATER SYSTEM - - - - -						2839		
MARSHVILLE	0190015	UNION	Acid	ADJ	09/68	7400		1.0
TOTAL POPULATION SERVED BY SOURCE WATER SYSTEM - - - - -						7400		
MICAVILLE	0100458	YANCEY	NaF	ADJ	08/74	200		4.5
TOTAL POPULATION SERVED BY SOURCE WATER SYSTEM - - - - -						200		
MIDWAY	0382583	SAMPSON	NaF	ADJ	04/76	455		4.5
TOTAL POPULATION SERVED BY SOURCE WATER SYSTEM - - - - -						455		

POPULATION SERVED FLUORIDATED DRINKING WATER BY SOURCE SYSTEM,
CONSECUTIVE SYSTEM, AND COUNTY WITHIN STATE (AS OF 12/31/92)

NORTH CAROLINA

WATER SYSTEMS AND CONSECUTIVE SYSTEMS SERVED	EPA ID NO	COUNTY	CHEM USED	STATUS	FLUOR START DATE	POP SERVED	NATURAL SYSTEMS NAT LEVEL	OPT LEVEL
MOCKSVILLE	0230010	DAVIE	Acid	ADJ	08/69	4500		1.0
TOTAL POPULATION SERVED BY SOURCE WATER SYSTEM - - - - -						4500		
MONROE	0190010	UNION	NaF	ADJ	12/63	17000		1.0
UNION COUNTY	0190413	UNION		CONS		23760		
WINGATE	0190020	UNION		CONS		2829		
TOTAL POPULATION SERVED BY SOURCE WATER SYSTEM - - - - -						43589		
MONROETON	0279729	ROCKINGHAM	NaF	ADJ	02/73	341		4.5
TOTAL POPULATION SERVED BY SOURCE WATER SYSTEM - - - - -						341		
MONTGOMERY COUNTY WATER SYSTEM	0362010	MONTGOMERY	Acid	ADJ	03/86	13000		1.0
TOTAL POPULATION SERVED BY SOURCE WATER SYSTEM - - - - -						13000		
MOORESVILLE	0149015	IREDELL	NaF	ADJ	02/56	9600		1.0
TOTAL POPULATION SERVED BY SOURCE WATER SYSTEM - - - - -						9600		
MORAVIAN FALLS WATER SYSTEM	0197040	WILKES	Acid	ADJ		3237		1.0
TOTAL POPULATION SERVED BY SOURCE WATER SYSTEM - - - - -						3237		
MOREHEAD CITY	0416015	CARTERET	NaF	ADJ	09/79	6500		1.0
TOTAL POPULATION SERVED BY SOURCE WATER SYSTEM - - - - -						6500		
MORGANTON	0112015	BURKE	NaSiF6	ADJ	09/60	18000		1.0
TOTAL POPULATION SERVED BY SOURCE WATER SYSTEM - - - - -						18000		
MOUNT AIRY	0286010	SURRY	NaF	ADJ	01/57	8910		1.0
TOTAL POPULATION SERVED BY SOURCE WATER SYSTEM - - - - -						8910		
MOUNT HOLLY	0136020	GASTON	Acid	ADJ	09/84	8000		1.0
TOTAL POPULATION SERVED BY SOURCE WATER SYSTEM - - - - -						8000		
MOUNT OLIVE	0496015	WAYNE	NaF	ADJ	08/75	5000		1.0
TOTAL POPULATION SERVED BY SOURCE WATER SYSTEM - - - - -						5000		
MOUNT PLEASANT, TOWN OF	0113020	CABARRUS	Acid	ADJ	01/88	1276		1.0
TOTAL POPULATION SERVED BY SOURCE WATER SYSTEM - - - - -						1276		

POPULATION SERVED FLUORIDATED DRINKING WATER BY SOURCE SYSTEM,
CONSECUTIVE SYSTEM, AND COUNTY WITHIN STATE (AS OF 12/31/92)

NORTH CAROLINA

WATER SYSTEMS AND CONSECUTIVE SYSTEMS SERVED	EPA ID NO	COUNTY	CHEM USED	STATUS	FLUOR START DATE	POP SERVED	NATURAL SYSTEMS NAT LEVEL	OPT LEVEL
MOUNTAIN PARK	0286473	SURRY		ADJ	04/72	160		4.5
TOTAL POPULATION SERVED BY SOURCE WATER SYSTEM - - - - -						160		
MT PLEASANT	0197454	WILKES	NaF	ADJ	02/74	1021		4.5
TOTAL POPULATION SERVED BY SOURCE WATER SYSTEM - - - - -						1021		
MURFREESBORO	0446015	HERTFORD		NATL		3500	0.0	
TOTAL POPULATION SERVED BY SOURCE WATER SYSTEM - - - - -						3500		
NE HARNETT METRO WAT SYSTEM	0343045	HARNETT	NaF	ADJ	09/79	25000		1.0
TOTAL POPULATION SERVED BY SOURCE WATER SYSTEM - - - - -						25000		
NEW BERN	0425010	CRAVEN	Acid	ADJ	03/73	22300		1.0
TOTAL POPULATION SERVED BY SOURCE WATER SYSTEM - - - - -						22300		
NEW HOPE ELEM	0291411	VANCE	NaF	ADJ	10/77	330		4.5
TOTAL POPULATION SERVED BY SOURCE WATER SYSTEM - - - - -						330		
NEWTON	0118015	CATAWBA	NaF	ADJ	10/61	11000		1.0
TOTAL POPULATION SERVED BY SOURCE WATER SYSTEM - - - - -						11000		
NORTH WILKESBORO	0197010	WILKES	Acid	ADJ	04/62	3500		1.0
CRICKET MILLERS CREEK	0197020	WILKES		CONS		11770		
TOTAL POPULATION SERVED BY SOURCE WATER SYSTEM - - - - -						15270		
NORTHWEST ONSLOW	0467030	ONSLOW		NATL		1092	0.0	
TOTAL POPULATION SERVED BY SOURCE WATER SYSTEM - - - - -						1092		
NORWOOD	0184015	STANLY	Acid	ADJ	09/77	2500		1.0
TOTAL POPULATION SERVED BY SOURCE WATER SYSTEM - - - - -						2500		
OAK LANE ELEM	0273407	PERSON	NaF	ADJ	08/81	307		4.5
TOTAL POPULATION SERVED BY SOURCE WATER SYSTEM - - - - -						307		
ONSLOW COUNTY	0467035	ONSLOW		NATL		52814	0.0	
TOTAL POPULATION SERVED BY SOURCE WATER SYSTEM - - - - -						52814		

POPULATION SERVED FLUORIDATED DRINKING WATER BY SOURCE SYSTEM,
CONSECUTIVE SYSTEM, AND COUNTY WITHIN STATE (AS OF 12/31/92)

NORTH CAROLINA

WATER SYSTEMS AND CONSECUTIVE SYSTEMS SERVED	EPA ID NO	COUNTY	CHEM USED	STATUS	FLUOR START DATE	POP SERVED	NATURAL SYSTEMS NAT LEVEL	OPT LEVEL
ORANGE WATER AND SEWER AUTH.	0368010	ORANGE	Acid	ADJ	02/64	55000		1.0
TOTAL POPULATION SERVED BY SOURCE WATER SYSTEM - - - - -						55000		
ORANGE-ALAMANCE	0368020	ORANGE	Acid	ADJ	07/88	10000		1.0
TOTAL POPULATION SERVED BY SOURCE WATER SYSTEM - - - - -						10000		
PACTOLUS		PITT		NATL		310	0.0	
TOTAL POPULATION SERVED BY SOURCE WATER SYSTEM - - - - -						310		
PASQUOTANK CO	0470015	PASQUOTANK	Acid	ADJ	09/83	13000		1.0
TOTAL POPULATION SERVED BY SOURCE WATER SYSTEM - - - - -						13000		
PHEASANTS CREEK	3700055	SWAIN	NaF	ADJ		25		1.0
TOTAL POPULATION SERVED BY SOURCE WATER SYSTEM - - - - -						25		
PILOT MOUNTAIN	0286025	SURRY	NaF	ADJ	06/75	1181		1.0
TOTAL POPULATION SERVED BY SOURCE WATER SYSTEM - - - - -						1181		
PINE HALL ELEM	0285428	STOKES	NaF	ADJ	01/77	201		4.5
TOTAL POPULATION SERVED BY SOURCE WATER SYSTEM - - - - -						201		
PINEBROOK	0230410	DAVIE	NaF	ADJ	09/72	560		4.5
TOTAL POPULATION SERVED BY SOURCE WATER SYSTEM - - - - -						560		
PINEY CREEK	0103438	ALLEGHANY	NaF	ADJ	10/73	246		4.5
TOTAL POPULATION SERVED BY SOURCE WATER SYSTEM - - - - -						246		
PITTSBORO	0319015	CHATHAM		ADJ	09/83	1879		1.0
NORTH CHATHAM	0319126	CHATHAM		CONS		3222		
TOTAL POPULATION SERVED BY SOURCE WATER SYSTEM - - - - -						5101		
PLYMOUTH	0494010	WASHINGTON		NATL		4600	0.0	
TOTAL POPULATION SERVED BY SOURCE WATER SYSTEM - - - - -						4600		
POWELLSVILLE	0408040	BERTIE		NATL		700	0.0	
TOTAL POPULATION SERVED BY SOURCE WATER SYSTEM - - - - -						700		

POPULATION SERVED FLUORIDATED DRINKING WATER BY SOURCE SYSTEM,
CONSECUTIVE SYSTEM, AND COUNTY WITHIN STATE (AS OF 12/31/92)

NORTH CAROLINA

WATER SYSTEMS AND CONSECUTIVE SYSTEMS SERVED	EPA ID NO	COUNTY	CHEM USED	STATUS	FLUOR START DATE	POP SERVED	NATURAL SYSTEMS NAT LEVEL	OPT LEVEL
RAEFORD	0347010	HOKE	Acid	ADJ	00/76	4860		1.0
TOTAL POPULATION SERVED BY SOURCE WATER SYSTEM - - - - -						4860		
RALEIGH (EM JOHNSON WATER PLAN	0392010	WAKE	Acid	ADJ	05/57	225000		1.0
TOTAL POPULATION SERVED BY SOURCE WATER SYSTEM - - - - -						225000		
RANDLEMAN, CITY OF	0276015	RANDOLPH	Acid	ADJ	09/81	2612		1.0
TOTAL POPULATION SERVED BY SOURCE WATER SYSTEM - - - - -						2612		
RED SPRINGS	0378015	ROBESON	NaF	ADJ	01/75	4000		1.0
TOTAL POPULATION SERVED BY SOURCE WATER SYSTEM - - - - -						4000		
REIDSVILLE	0279020	ROCKINGHAM	NaSiF6	ADJ	07/53	11000		1.0
TOTAL POPULATION SERVED BY SOURCE WATER SYSTEM - - - - -						11000		
REYNOLDS, NANCY	0285420	STOKES	NaF	ADJ	08/77	172		4.5
TOTAL POPULATION SERVED BY SOURCE WATER SYSTEM - - - - -						172		
RICH SQUARE	0466020	NORTHAMPTON		NATL		1137	0.0	
TOTAL POPULATION SERVED BY SOURCE WATER SYSTEM - - - - -						1137		
RIVERSIDE ELEM	0106478	AVERY	NaF	ADJ	05/74	233		4.5
TOTAL POPULATION SERVED BY SOURCE WATER SYSTEM - - - - -						233		
RIVERVIEW	0105444	ASHE	NaF	ADJ	12/73	251		4.5
TOTAL POPULATION SERVED BY SOURCE WATER SYSTEM - - - - -						251		
ROANOKE RAPIDS	0442010	HALIFAX	Acid	ADJ	11/52	23865		1.0
HALIFAX COUNTY WATER DEPT	0442040	HALIFAX		CONS		9817		
TOTAL POPULATION SERVED BY SOURCE WATER SYSTEM - - - - -						33682		
ROBBINS	0363015	MOORE	Acid	ADJ	10/92	1748		1.0
TOTAL POPULATION SERVED BY SOURCE WATER SYSTEM - - - - -						1748		
ROBERSONVILLE	0459015	MARTIN		NATL		1900	0.0	
TOTAL POPULATION SERVED BY SOURCE WATER SYSTEM - - - - -						1900		

POPULATION SERVED FLUORIDATED DRINKING WATER BY SOURCE SYSTEM,
CONSECUTIVE SYSTEM, AND COUNTY WITHIN STATE (AS OF 12/31/92)

NORTH CAROLINA

WATER SYSTEMS AND CONSECUTIVE SYSTEMS SERVED	EPA ID NO	COUNTY	CHEM USED	STATUS	FLUOR START DATE	POP SERVED	NATURAL SYSTEMS NAT LEVEL	OPT LEVEL
ROBESON COUNTY WATER SYSTEM	0378055	ROBESON	NaSiF6	ADJ	09/85	30716		1.0
TOTAL POPULATION SERVED BY SOURCE WATER SYSTEM - - - - -						30716		
ROCKINGHAM	0377015	RICHMOND	NaF	ADJ	12/52	12420		1.0
TOTAL POPULATION SERVED BY SOURCE WATER SYSTEM - - - - -						12420		
ROCKWELL	0180045	ROWAN		NATL		1890	0.0	
TOTAL POPULATION SERVED BY SOURCE WATER SYSTEM - - - - -						1890		
ROCKY MOUNT	0464010	EDGECOMBE	NaSiF6	ADJ	09/52	50000		1.0
BATTLEBORO	0464045	NASH		CONS		468		
TOTAL POPULATION SERVED BY SOURCE WATER SYSTEM - - - - -						50468		
RONDA-CLINGMAN	0197401	WILKES	NaF	ADJ	01/74	355		4.5
TOTAL POPULATION SERVED BY SOURCE WATER SYSTEM - - - - -						355		
ROPER	0494015	WASHINGTON		NATL		825	0.0	
TOTAL POPULATION SERVED BY SOURCE WATER SYSTEM - - - - -						825		
ROSE HILL/MAGNOLIA	0431471	DUPLIN	NaF	ADJ	12/75	659		4.5
TOTAL POPULATION SERVED BY SOURCE WATER SYSTEM - - - - -						659		
ROSEBORO, TOWN OF	0382015	SAMPSON	Acid	ADJ	05/81	1500		1.0
TOTAL POPULATION SERVED BY SOURCE WATER SYSTEM - - - - -						1500		
ROSMAN ELEM	0188503	TRANSYLVANIA	NaF	ADJ	09/80	352		4.5
TOTAL POPULATION SERVED BY SOURCE WATER SYSTEM - - - - -						352		
ROXBORO	0273010	PERSON	Acid	ADJ	03/63	10500		1.0
TOTAL POPULATION SERVED BY SOURCE WATER SYSTEM - - - - -						10500		
ROXBEL	0408050	BERTIE		NATL		300	0.0	
TOTAL POPULATION SERVED BY SOURCE WATER SYSTEM - - - - -						300		
RUTHERFORDTON/SPINDALE	0181035	RUTHERFORD	NaF	ADJ	08/64	11340		1.0
TOTAL POPULATION SERVED BY SOURCE WATER SYSTEM - - - - -						11340		

POPULATION SERVED FLUORIDATED DRINKING WATER BY SOURCE SYSTEM,
CONSECUTIVE SYSTEM, AND COUNTY WITHIN STATE (AS OF 12/31/92)

NORTH CAROLINA

WATER SYSTEMS AND CONSECUTIVE SYSTEMS SERVED	EPA ID NO	COUNTY	CHEM USED	STATUS	FLUOR START DATE	POP SERVED	NATURAL SYSTEMS NAT LEVEL	OPT LEVEL
SALISBURY	0180010	ROWAN	Acid	ADJ	07/52	23966		1.0
EAST SPENCER	0180060	ROWAN		CONS		2282		
SPENCER	0180030	ROWAN		CONS		3578		
TOTAL POPULATION SERVED BY SOURCE WATER SYSTEM - - - - -						29826		
SANDHILLS FARMLIFE	0363524	MOORE	NaF	ADJ	03/74	314		4.5
TOTAL POPULATION SERVED BY SOURCE WATER SYSTEM - - - - -						314		
SANDY RIDGE ELEM	0285430	STOKES	NaF	ADJ	09/77	260		4.5
TOTAL POPULATION SERVED BY SOURCE WATER SYSTEM - - - - -						260		
SANFORD	0353010	LEE	NaF	ADJ	10/63	21200		1.0
TOTAL POPULATION SERVED BY SOURCE WATER SYSTEM - - - - -						21200		
SELMA	0351015	JOHNSTON	NaF	ADJ	11/65	4850		1.0
TOTAL POPULATION SERVED BY SOURCE WATER SYSTEM - - - - -						4850		
SEYMOUR JOHNSON AFB	0496055	WAYNE	NaF	ADJ	06/59	7000		1.0
TOTAL POPULATION SERVED BY SOURCE WATER SYSTEM - - - - -						7000		
SHELBY	0123010	CLEVELAND	NaSiF6	ADJ	04/54	23000		1.0
TOTAL POPULATION SERVED BY SOURCE WATER SYSTEM - - - - -						23000		
SHOALS ELEM	0286490	SURRY	NaF	ADJ	06/72	181		4.5
TOTAL POPULATION SERVED BY SOURCE WATER SYSTEM - - - - -						181		
SILER CITY, CITY OF	0319010	CHATHAM	Acid	ADJ	09/89	6377		1.0
TOTAL POPULATION SERVED BY SOURCE WATER SYSTEM - - - - -						6377		
SMITHFIELD	0351010	JOHNSTON	NaF	ADJ	10/58	8500		1.0
KENLY	0351030	JOHNSTON		CONS		1600		
PRINCETON, TOWN OF	0351050	JOHNSTON		CONS		1181		
TOTAL POPULATION SERVED BY SOURCE WATER SYSTEM - - - - -						11281		
SMOKEY MT ELEM	0150470	JACKSON	NaF	ADJ	04/81	402		4.5
TOTAL POPULATION SERVED BY SOURCE WATER SYSTEM - - - - -						402		
SOUTH TOE	0100488	YANCEY	NaF	ADJ	08/74	150		4.5
TOTAL POPULATION SERVED BY SOURCE WATER SYSTEM - - - - -						150		

POPULATION SERVED FLUORIDATED DRINKING WATER BY SOURCE SYSTEM,
CONSECUTIVE SYSTEM, AND COUNTY WITHIN STATE (AS OF 12/31/92)

NORTH CAROLINA

WATER SYSTEMS AND CONSECUTIVE SYSTEMS SERVED	EPA ID NO	COUNTY	CHEM USED	STATUS	FLUOR START DATE	POP SERVED	NATURAL SYSTEMS NAT LEVEL	OPT LEVEL
SOUTHEASTERN WAYNE	0496070	WAYNE	NaF	ADJ	06/93	6750		1.0
TOTAL POPULATION SERVED BY SOURCE WATER SYSTEM - - - - -						6750		
SOUTHERN PINES	0363010	MOORE	NaSiF6	ADJ	11/52	11500		1.0
TOTAL POPULATION SERVED BY SOURCE WATER SYSTEM - - - - -						11500		
SOUTHERN WAYNE CO SD	0496045	WAYNE	Acid	ADJ	09/83	4935		1.0
TOTAL POPULATION SERVED BY SOURCE WATER SYSTEM - - - - -						4935		
SOUTHPORT	0410010	BRUNSWICK	Acid	ADJ	05/87	2370		1.0
TOTAL POPULATION SERVED BY SOURCE WATER SYSTEM - - - - -						2370		
ST PAULS	0378030	ROBESON	NaF	ADJ	09/83	2388		1.0
TOTAL POPULATION SERVED BY SOURCE WATER SYSTEM - - - - -						2388		
STANTONSBURG	0498025	WILSON		ADJ	09/84	925		1.0
TOTAL POPULATION SERVED BY SOURCE WATER SYSTEM - - - - -						925		
STATESVILLE	0149010	IREDELL	Acid	ADJ	09/65	33000		1.0
WEST IREDELL WATER	0149158	IREDELL		CONS		2895		
TOTAL POPULATION SERVED BY SOURCE WATER SYSTEM - - - - -						35895		
STOKES	0474060	PITT		NATL		626	0.0	
TOTAL POPULATION SERVED BY SOURCE WATER SYSTEM - - - - -						626		
SUNNYVIEW	0175453	POLK	NaF	ADJ	02/75	162		4.5
TOTAL POPULATION SERVED BY SOURCE WATER SYSTEM - - - - -						162		
SWANSBORO	0467020	ONSLow		NATL		1475	0.0	
TOTAL POPULATION SERVED BY SOURCE WATER SYSTEM - - - - -						1475		
TABOR CITY	0424015	COLUMBUS		NATL		2329	0.0	
TOTAL POPULATION SERVED BY SOURCE WATER SYSTEM - - - - -						2329		
TARBORO	0433010	EDGEcombe	Acid	ADJ	07/58	12346		1.0
TOTAL POPULATION SERVED BY SOURCE WATER SYSTEM - - - - -						12346		

POPULATION SERVED FLUORIDATED DRINKING WATER BY SOURCE SYSTEM,
CONSECUTIVE SYSTEM, AND COUNTY WITHIN STATE (AS OF 12/31/92)

NORTH CAROLINA

WATER SYSTEMS AND CONSECUTIVE SYSTEMS SERVED	EPA ID NO	COUNTY	CHEM USED	STATUS	FLUOR START DATE	POP SERVED	NATURAL SYSTEMS NAT LEVEL	OPT LEVEL
THOMASVILLE	0229020	DAVIDSON	Acid	ADJ	06/56	17000		1.0
TOTAL POPULATION SERVED BY SOURCE WATER SYSTEM - - - - -						17000		
TIPTON HILL	0161410	MITCHELL	NaF	ADJ	03/75	102		4.5
TOTAL POPULATION SERVED BY SOURCE WATER SYSTEM - - - - -						102		
TOPSAIL MIDDLE	0471412	PENDER	NaF	ADJ	06/77	360		4.5
TOTAL POPULATION SERVED BY SOURCE WATER SYSTEM - - - - -						360		
TOPSAIL PRIMARY	0471415	PENDER	NaF	ADJ	06/77	281		4.5
TOTAL POPULATION SERVED BY SOURCE WATER SYSTEM - - - - -						281		
TRAPHILL	0197429	WILKES	NaF	ADJ	09/75	252		4.5
TOTAL POPULATION SERVED BY SOURCE WATER SYSTEM - - - - -						252		
TROUTMAN	0149030	IREDELL	Acid	ADJ	00/88	1500		1.0
TOTAL POPULATION SERVED BY SOURCE WATER SYSTEM - - - - -						1500		
TYRRELL COUNTY WATER SYSTEM	0489015	TYRRELL	Acid	ADJ	05/89	2700		1.0
TOTAL POPULATION SERVED BY SOURCE WATER SYSTEM - - - - -						2700		
UMSTEAD HOSPITAL	0239107	GRANVILLE	Acid	ADJ	/70	7800		1.0
TOTAL POPULATION SERVED BY SOURCE WATER SYSTEM - - - - -						7800		
UNION ELEM	0382661	SAMPSON		ADJ	07/72	602		4.5
TOTAL POPULATION SERVED BY SOURCE WATER SYSTEM - - - - -						602		
USMC LEJEUNE COURT HOUSE BAY	0467047	ONslow		ADJ	09/62	3000		1.0
TOTAL POPULATION SERVED BY SOURCE WATER SYSTEM - - - - -						3000		
USMC LEJEUNE HADNOT POINT	0467041	ONslow		ADJ	09/62	35000		1.0
TOTAL POPULATION SERVED BY SOURCE WATER SYSTEM - - - - -						35000		
USMC LEJEUNE HOLCOMB BLVD	0467043	ONslow		ADJ	09/62	17000		1.0
TOTAL POPULATION SERVED BY SOURCE WATER SYSTEM - - - - -						17000		

POPULATION SERVED FLUORIDATED DRINKING WATER BY SOURCE SYSTEM,
CONSECUTIVE SYSTEM, AND COUNTY WITHIN STATE (AS OF 12/31/92)

NORTH CAROLINA

WATER SYSTEMS AND CONSECUTIVE SYSTEMS SERVED	EPA ID NO	COUNTY	CHEM USED	STATUS	FLUOR START DATE	POP SERVED	NATURAL SYSTEMS NAT LEVEL	OPT LEVEL
USMC LEJEUNE NEW RIVER	0467042	ONSLOW		ADJ	09/62	11700		1.0
TOTAL POPULATION SERVED BY SOURCE WATER SYSTEM - - - - -						11700		
USMC LEJEUNE ONSLOW BEACH	0467048	ONSLOW		ADJ	09/62	750		1.0
TOTAL POPULATION SERVED BY SOURCE WATER SYSTEM - - - - -						750		
USMC LEJEUNE RIFLE RANGE	0467046	ONSLOW		ADJ	09/62	750		1.0
TOTAL POPULATION SERVED BY SOURCE WATER SYSTEM - - - - -						750		
VALDESE	0112010	BURKE	Acid	ADJ	06/73	4000		1.0
ICARD TOWNSHIP WATER	0112060	BURKE		CONS		3510		
TRIPLE COMMUNITY WATER	0112040	BURKE		CONS		5500		
TOTAL POPULATION SERVED BY SOURCE WATER SYSTEM - - - - -						13010		
VALLE CRUCIS	0195422	WATAUGA	NaF	ADJ	10/73	370		4.5
TOTAL POPULATION SERVED BY SOURCE WATER SYSTEM - - - - -						370		
WADESBORO	0304020	ANSON	Acid	ADJ	02/66	4300		1.0
TOTAL POPULATION SERVED BY SOURCE WATER SYSTEM - - - - -						4300		
WAKE FOREST	0392030	WAKE	Acid	ADJ	09/70	7500		1.0
TOTAL POPULATION SERVED BY SOURCE WATER SYSTEM - - - - -						7500		
WALLACE	0431010	DUPLIN	NaF	ADJ	12/75	875		4.5
TOTAL POPULATION SERVED BY SOURCE WATER SYSTEM - - - - -						875		
WASHINGTON	0407010	BEAUFORT	Acid	ADJ	04/59	9658		1.0
TOTAL POPULATION SERVED BY SOURCE WATER SYSTEM - - - - -						9658		
WAYNESVILLE	0144010	HAYWOOD	Acid	ADJ	12/68	10550		1.0
HAZELWOOD	0144030	HAYWOOD		CONS		1760		
TOTAL POPULATION SERVED BY SOURCE WATER SYSTEM - - - - -						12310		
WELDON	0442020	HALIFAX		ADJ	09/83	710		1.0
TOTAL POPULATION SERVED BY SOURCE WATER SYSTEM - - - - -						710		
WENTWORTH	0279045	ROCKINGHAM		NATL		74	0.0	
TOTAL POPULATION SERVED BY SOURCE WATER SYSTEM - - - - -						74		

POPULATION SERVED FLUORIDATED DRINKING WATER BY SOURCE SYSTEM,
CONSECUTIVE SYSTEM, AND COUNTY WITHIN STATE (AS OF 12/31/92)

NORTH CAROLINA

WATER SYSTEMS AND CONSECUTIVE SYSTEMS SERVED	EPA ID NO	COUNTY	CHEM USED	STATUS	FLUOR START DATE	POP SERVED	NATURAL SYSTEMS NAT LEVEL	OPT LEVEL
WEST HOKE	0347459	HOKE	NaF	ADJ	02/74	490		4.5
TOTAL POPULATION SERVED BY SOURCE WATER SYSTEM - - - - -						490		
WEST YADKIN	0299415	YADKIN	NaF	ADJ	10/72	541		4.5
TOTAL POPULATION SERVED BY SOURCE WATER SYSTEM - - - - -						541		
WESTFIELD	0286510	SURRY	NaF	ADJ	04/72	214		4.5
TOTAL POPULATION SERVED BY SOURCE WATER SYSTEM - - - - -						214		
WHITAKERS	0433040	NASH		ADJ		860		0.0
TOTAL POPULATION SERVED BY SOURCE WATER SYSTEM - - - - -						860		
WHITE LAKE	0309030	BLADEN		NATL		2000	0.0	
TOTAL POPULATION SERVED BY SOURCE WATER SYSTEM - - - - -						2000		
WHITE PLAINS	0286512	SURRY	Acid	ADJ	06/72	396		4.5
TOTAL POPULATION SERVED BY SOURCE WATER SYSTEM - - - - -						396		
WILKESBORO, TOWN OF	0197025	WILKES	Acid	ADJ	03/75	2931		1.0
TOTAL POPULATION SERVED BY SOURCE WATER SYSTEM - - - - -						2931		
WILLIAMSBURG	0279446	ROCKINGHAM	NaF	ADJ	10/73	220		4.5
TOTAL POPULATION SERVED BY SOURCE WATER SYSTEM - - - - -						220		
WILLIAMSTON	0459010	MARTIN		NATL		7200	1.5	
TOTAL POPULATION SERVED BY SOURCE WATER SYSTEM - - - - -						7200		
WILMINGTON	0465010	NEW HANOVER	NaSiF6	ADJ	07/55	57262		1.0
TOTAL POPULATION SERVED BY SOURCE WATER SYSTEM - - - - -						57262		
WILSON	0498010	WILSON	Acid	ADJ	09/54	40000		1.0
TOTAL POPULATION SERVED BY SOURCE WATER SYSTEM - - - - -						40000		
WINDSOR	0408010	BERTIE		NATL		2860	0.0	
TOTAL POPULATION SERVED BY SOURCE WATER SYSTEM - - - - -						2860		

POPULATION SERVED FLUORIDATED DRINKING WATER BY SOURCE SYSTEM,
CONSECUTIVE SYSTEM, AND COUNTY WITHIN STATE (AS OF 12/31/92)

NORTH CAROLINA

WATER SYSTEMS AND CONSECUTIVE SYSTEMS SERVED	EPA ID NO	COUNTY	CHEM USED	STATUS	FLUOR START DATE	POP SERVED	NATURAL SYSTEMS NAT LEVEL	OPT LEVEL
WINSTON-SALEM	0234010	FORSYTH	NaSiF6	ADJ	05/51	220000		1.0
TOTAL POPULATION SERVED BY SOURCE WATER SYSTEM - - - - -						220000		
WINTERVILLE	0474040	PITT		NATL		3100	0.0	
TOTAL POPULATION SERVED BY SOURCE WATER SYSTEM - - - - -						3100		
WINTON	0446020	HERTFORD		NATL		912	0.0	
TOTAL POPULATION SERVED BY SOURCE WATER SYSTEM - - - - -						912		
WOODLAND ELEM	0273431	PERSON	NaF	ADJ	11/80	305		4.5
TOTAL POPULATION SERVED BY SOURCE WATER SYSTEM - - - - -						305		
WRIGHTSVILLE BEACH, TOWN OF	0465020	NEW HANOVER	Acid	ADJ	07/83	5000		1.0
TOTAL POPULATION SERVED BY SOURCE WATER SYSTEM - - - - -						5000		
YADKINVILLE	0299015	YADKIN	Acid	ADJ	04/81	3200		1.0
TOTAL POPULATION SERVED BY SOURCE WATER SYSTEM - - - - -						3200		
YANCEYVILLE, TOWN OF	0217010	CASWELL	Acid	ADJ	02/91	21000		1.0
TOTAL POPULATION SERVED BY SOURCE WATER SYSTEM - - - - -						21000		
ZEBULON, TOWN OF	0392040	WAKE	Acid	ADJ	03/83	3100		1.0
TOTAL POPULATION SERVED BY SOURCE WATER SYSTEM - - - - -						3100		

STATE SUMMARY DATA AS OF 12/31/92

NORTH DAKOTA

SYSTEM SIZE CLASSIFICATION

	FLUORIDATED SYSTEMS		PUBLIC WATER SYSTEMS	
	NUMBER OF SYSTEMS	TOTAL POPULATION	NUMBER OF SYSTEMS	TOTAL POPULATION
=<1,000	164	56,615	203	38,000
1,001-5,000	56	111,575	110	147,000
5,001-10,000	6	51,634	5	42,000
10,001-50,000	8	205,488	9	217,000
50,001-100,000	1	74,111	1	74,000
>100,000	0	0	0	0
TOTAL	235	499,423	328	518,000

FLUORIDATED SYSTEM CLASSIFICATION

	NUMBER	POPULATION	PERCENTAGE (POP.)
ADJUSTED	115	434,307	87.0
CONSECUTIVE	58	44,695	8.9
NATURAL	62	20,421	4.1
TOTAL	235	499,423	

SCHOOLS, INDIAN AND MILITARY SYSTEMS

	ADJUSTED		NATURAL	
	NUMBER	POP.	NUMBER	POP.
TOTAL SCHOOLS	0	0	0	0
INDIAN SYSTEMS	14	11,163	0	0
INDIAN SCHOOLS	0	0	0	0
MILITARY SYSTEMS	2	18,438	0	0

CHEMICAL USAGE OF FLUORIDATING SYSTEMS

	NUMBER	POPULATION
SODIUM FLUORIDE	23	26,630
SODIUM SILICOFUORIDE	23	275,858
HYDROFLUOSILICIC ACID	118	174,743

POPULATION SERVED FLUORIDATED DRINKING WATER BY SOURCE SYSTEM,
CONSECUTIVE SYSTEM, AND COUNTY WITHIN STATE (AS OF 12/31/92)

NORTH DAKOTA

WATER SYSTEMS AND CONSECUTIVE SYSTEMS SERVED	EPA ID NO	COUNTY	CHEM USED	STATUS	FLUOR START DATE	POP SERVED	NATURAL NAT LEVEL	SYSTEMS OPT LEVEL
ABERCROMBIE	3900001	RICHLAND		NATL		252	2.7	
TOTAL POPULATION SERVED BY SOURCE WATER SYSTEM - - - - -						252		
ADAMS	5000002	WALSH	NaF	ADJ	06/85	248		1.2
TOTAL POPULATION SERVED BY SOURCE WATER SYSTEM - - - - -						248		
ALEXANDER	2700006	MCKENZIE		NATL		216	6.6	
TOTAL POPULATION SERVED BY SOURCE WATER SYSTEM - - - - -						216		
ALMONT	3000012	MORTON		NATL		117	1.4	
TOTAL POPULATION SERVED BY SOURCE WATER SYSTEM - - - - -						117		
ANAMOOSE	2500021	MCHENRY	Acid	ADJ	11/87	277		1.2
TOTAL POPULATION SERVED BY SOURCE WATER SYSTEM - - - - -						277		
ANETA	3200023	NELSON	Acid	ADJ	10/69	314		1.2
TOTAL POPULATION SERVED BY SOURCE WATER SYSTEM - - - - -						314		
ANNUCIATION PRIORY	0800094	BURLEIGH		NATL		180	0.8	
TOTAL POPULATION SERVED BY SOURCE WATER SYSTEM - - - - -						180		
AQASSIZ WATER USERS INC	1801056	GRAND FORKS	Acid	ADJ	11/92	3151		1.2
TOTAL POPULATION SERVED BY SOURCE WATER SYSTEM - - - - -						3151		
ASHLEY	2600038	MCINTOSH	Acid	ADJ	12/65	1052		1.2
TOTAL POPULATION SERVED BY SOURCE WATER SYSTEM - - - - -						1052		
BARNES RWJ	0201058	BARNES	Acid	ADJ	08/86	2140		1.2
LITCHVILLE	0200581	BARNES		CONS		205		
ORISKA	0200763	BARNES		CONS		103		
SANBORN	0200858	BARNES		CONS		164		
TOTAL POPULATION SERVED BY SOURCE WATER SYSTEM - - - - -						2612		
BEACH	1700059	GOLDEN VALLEY		NATL		1205	1.3	
TOTAL POPULATION SERVED BY SOURCE WATER SYSTEM - - - - -						1205		
BELCOURT	4000062	ROLETTE	Acid	ADJ	01/63	4200		1.2
TOTAL POPULATION SERVED BY SOURCE WATER SYSTEM - - - - -						4200		

POPULATION SERVED FLUORIDATED DRINKING WATER BY SOURCE SYSTEM,
CONSECUTIVE SYSTEM, AND COUNTY WITHIN STATE (AS OF 12/31/92)

NORTH DAKOTA

WATER SYSTEMS AND CONSECUTIVE SYSTEMS SERVED	EPA ID NO	COUNTY	CHEM USED	STATUS	FLUOR START DATE	POP SERVED	NATURAL SYSTEMS NAT LEVEL	OPT LEVEL
BELFIELD	4500065	STARK			NATL	887	3.8	
TOTAL POPULATION SERVED BY SOURCE WATER SYSTEM - - - - -						887		
BERTHOLD	5100072	WARD			NATL	409	1.8	
TOTAL POPULATION SERVED BY SOURCE WATER SYSTEM - - - - -						409		
BEULAH	2900074	MERCER	NaF	ADJ	07/65	3363		1.2
TOTAL POPULATION SERVED BY SOURCE WATER SYSTEM - - - - -						3363		
BISMARCK	0800080	BURLEIGH	NaSiF6	ADJ	01/55	49256		1.2
HAYCREEK COURT	0800081	BURLEIGH		CONS		115		
MR B'S ESTATES TC	0800085	BURLEIGH		CONS		500		
NORTH DAKOTA STATE PRISON FARM	0801215	BURLEIGH		CONS		125		
UNIVERSITY OF MARY	0800084	BURLEIGH		CONS		800		
TOTAL POPULATION SERVED BY SOURCE WATER SYSTEM - - - - -						50796		
BOTTINEAU	0500099	BOTTINEAU	Acid	ADJ	07/84	2598		0.2
TOTAL POPULATION SERVED BY SOURCE WATER SYSTEM - - - - -						2598		
BOWDON	5200118	WELLS			NATL	196	3.1	
TOTAL POPULATION SERVED BY SOURCE WATER SYSTEM - - - - -						196		
BOWMAN	0600119	BOWMAN			NATL	1741	1.9	
TOTAL POPULATION SERVED BY SOURCE WATER SYSTEM - - - - -						1741		
BROOKTREE WELLS INC	0901184	CASS			NATL	54	0.7	
TOTAL POPULATION SERVED BY SOURCE WATER SYSTEM - - - - -						54		
BURLEIGH W.U.	0801154	BURLEIGH	Acid	ADJ	03/87	2200		1.2
TOTAL POPULATION SERVED BY SOURCE WATER SYSTEM - - - - -						2200		
BURLINGTON	5100138	WARD	Acid	ADJ	05/90	995		1.2
TOTAL POPULATION SERVED BY SOURCE WATER SYSTEM - - - - -						995		
CANDO	4800152	TOWNER	Acid	ADJ	10/68	1564		1.2
TOTAL POPULATION SERVED BY SOURCE WATER SYSTEM - - - - -						1564		

POPULATION SERVED FLUORIDATED DRINKING WATER BY SOURCE SYSTEM,
CONSECUTIVE SYSTEM, AND COUNTY WITHIN STATE (AS OF 12/31/92)

NORTH DAKOTA

WATER SYSTEMS AND CONSECUTIVE SYSTEMS SERVED	EPA ID NO	COUNTY	CHEM USED	STATUS	FLUOR START DATE	POP SERVED	NATURAL SYSTEMS NAT LEVEL	OPT LEVEL
CARRINGTON	1600159	FOSTER	NaSiF6	ADJ	08/65	2267		1.2
TOTAL POPULATION SERVED BY SOURCE WATER SYSTEM - - - - -						2267		
CASS RWS (PHASE I)	0901060	CASS	Acid	ADJ	02/84	925		1.2
BRIARWOOD	0900317	CASS		CONS		88		
DAVENPORT	0900217	CASS		CONS		218		
KINDRED	0900524	CASS		CONS		569		
MAPLETON	0900613	CASS		CONS		682		
TOTAL POPULATION SERVED BY SOURCE WATER SYSTEM - - - - -						2482		
CASS RWS (PHASE II)	0901124	CASS	Acid	ADJ	04/84	590		1.2
CASSELTON	0900166	CASS		CONS		1601		
TOTAL POPULATION SERVED BY SOURCE WATER SYSTEM - - - - -						2191		
CASS RWS (PHASE III)	0901131	CASS	Acid	ADJ	01/84	620		1.2
AMENIA	0900017	CASS		CONS		82		
ARGUSVILLE	0900030	CASS		CONS		161		
BUFFALO	0900314	CASS		CONS		204		
GRANDIN	0900412	CASS		CONS		213		
HUNTER	0900492	CASS		CONS		341		
TOTAL POPULATION SERVED BY SOURCE WATER SYSTEM - - - - -						1621		
CAVALIER	3400170	PEMBINA	Acid	ADJ	06/60	1508		1.2
TOTAL POPULATION SERVED BY SOURCE WATER SYSTEM - - - - -						1508		
CENTER-NORTH SYSTEM	3300174	OLIVER	NaF	ADJ	07/71	413		1.2
TOTAL POPULATION SERVED BY SOURCE WATER SYSTEM - - - - -						413		
CENTER-SOUTH SYSTEM	3300175	OLIVER	NaF	ADJ	01/87	413		1.2
TOTAL POPULATION SERVED BY SOURCE WATER SYSTEM - - - - -						413		
CLEVELAND	4700188	STUTSMAN	Acid	ADJ	11/92	121		1.2
TOTAL POPULATION SERVED BY SOURCE WATER SYSTEM - - - - -						121		
COGSWELL	4100192	SARGENT	NaF	ADJ	08/83	184		1.2
TOTAL POPULATION SERVED BY SOURCE WATER SYSTEM - - - - -						184		
COLFAX	3900196	RICHLAND		NATL		80	1.6	
TOTAL POPULATION SERVED BY SOURCE WATER SYSTEM - - - - -						80		

POPULATION SERVED FLUORIDATED DRINKING WATER BY SOURCE SYSTEM,
CONSECUTIVE SYSTEM, AND COUNTY WITHIN STATE (AS OF 12/31/92)

NORTH DAKOTA

WATER SYSTEMS AND CONSECUTIVE SYSTEMS SERVED	EPA ID NO	COUNTY	CHEM USED	STATUS	FLUOR START DATE	POP SERVED	NATURAL SYSTEMS NAT LEVEL	OPT LEVEL
COLUMBUS	0700198	BURKE			NATL	223	1.0	
TOTAL POPULATION SERVED BY SOURCE WATER SYSTEM - - - - -						223		
COOPERSTOWN	2000203	GRIGGS	NaF	ADJ	07/58	1247		1.2
TOTAL POPULATION SERVED BY SOURCE WATER SYSTEM - - - - -						1247		
COUNTRY CLUB COOP	0800144	BURLEIGH	NaF	ADJ	09/78	96		1.2
TOTAL POPULATION SERVED BY SOURCE WATER SYSTEM - - - - -						96		
CRARY	3600208	RAMSEY	Acid	ADJ	03/75	145		1.2
TOTAL POPULATION SERVED BY SOURCE WATER SYSTEM - - - - -						145		
CROSBY	1200211	DIVIDE	Acid	ADJ	02/69	1312		1.2
TOTAL POPULATION SERVED BY SOURCE WATER SYSTEM - - - - -						1312		
CROW HILL	0300213	BENSON	NaF	ADJ	06/74	50		1.2
TOTAL POPULATION SERVED BY SOURCE WATER SYSTEM - - - - -						50		
CROWN BUTTE COOP	3000597	MORTON			NATL	320	1.5	
TOTAL POPULATION SERVED BY SOURCE WATER SYSTEM - - - - -						320		
DAKOTA W.U. NORTH FINLEY	2001061	NELSON	Acid	ADJ	04/89	750		1.2
	4600341	STEELE		CONS		543		
TOTAL POPULATION SERVED BY SOURCE WATER SYSTEM - - - - -						1293		
DAKOTA W.U. SOUTH HOPE	2001121	STEELE	Acid	ADJ	04/89	1250		1.2
	4600487	STEELE		CONS		281		
TOTAL POPULATION SERVED BY SOURCE WATER SYSTEM - - - - -						1531		
DEVILS LAKE RAMSEY RURAL WATER & SEWER	3600231	RAMSEY	Acid	ADJ	11/64	7782		1.2
	3601424	RAMSYE		CONS		230		
TOTAL POPULATION SERVED BY SOURCE WATER SYSTEM - - - - -						8012		
DICKINSON	4500242	STARK	Acid	ADJ	07/52	16097		1.2
TOTAL POPULATION SERVED BY SOURCE WATER SYSTEM - - - - -						16097		
DODGE	1300259	DUNN			NATL	135	5.8	
TOTAL POPULATION SERVED BY SOURCE WATER SYSTEM - - - - -						135		

POPULATION SERVED FLUORIDATED DRINKING WATER BY SOURCE SYSTEM,
CONSECUTIVE SYSTEM, AND COUNTY WITHIN STATE (AS OF 12/31/92)

NORTH DAKOTA

WATER SYSTEMS AND CONSECUTIVE SYSTEMS SERVED	EPA ID NO	COUNTY	CHEM USED	STATUS	FLUOR START DATE	POP SERVED	NATURAL SYSTEMS NAT LEVEL	OPT LEVEL
DRAYTON	3400269	PEMBINA	Acid	ADJ	09/65	961		1.2
TOTAL POPULATION SERVED BY SOURCE WATER SYSTEM - - - - -						961		
DUNN CENTER	1300276	DUNN		NATL		128	5.1	
TOTAL POPULATION SERVED BY SOURCE WATER SYSTEM - - - - -						128		
EDGELEY	2300291	LA MOURE	Acid	ADJ	04/68	680		1.2
TOTAL POPULATION SERVED BY SOURCE WATER SYSTEM - - - - -						680		
ELLENDALE	1100306	DICKEY	Acid	ADJ	04/66	1798		1.2
TOTAL POPULATION SERVED BY SOURCE WATER SYSTEM - - - - -						1798		
ENDERLIN	3700314	RANSOM	Acid	ADJ	11/67	997		1.2
SHELDON	3700876	RANSOM		CONS		149		
TOTAL POPULATION SERVED BY SOURCE WATER SYSTEM - - - - -						1146		
ESMOND	0300323	BENSON		NATL		196	0.7	
TOTAL POPULATION SERVED BY SOURCE WATER SYSTEM - - - - -						196		
FARGO	0900336	CASS	NaSiF6	ADJ	05/52	74111		1.2
TOTAL POPULATION SERVED BY SOURCE WATER SYSTEM - - - - -						74111		
FLASHER	3000342	MORTON		NATL		317	0.5	
TOTAL POPULATION SERVED BY SOURCE WATER SYSTEM - - - - -						317		
FLAXTON	0700344	BURKE		NATL		121	0.9	
TOTAL POPULATION SERVED BY SOURCE WATER SYSTEM - - - - -						121		
FORT TOTTEM	3890011	BENSON	Acid	ADJ	04/68	1300		1.2
TOTAL POPULATION SERVED BY SOURCE WATER SYSTEM - - - - -						1300		
FORT YATES	3890007	SIOUX	Acid	ADJ	12/67	183		1.2
TOTAL POPULATION SERVED BY SOURCE WATER SYSTEM - - - - -						183		
FOUR BEARS COMPLEX	3890015	MCKENZIE	NaF	ADJ	01/82	430		1.2
TOTAL POPULATION SERVED BY SOURCE WATER SYSTEM - - - - -						430		

POPULATION SERVED FLUORIDATED DRINKING WATER BY SOURCE SYSTEM,
CONSECUTIVE SYSTEM, AND COUNTY WITHIN STATE (AS OF 12/31/92)

NORTH DAKOTA

WATER SYSTEMS AND CONSECUTIVE SYSTEMS SERVED	EPA ID NO	COUNTY	CHEM USED	STATUS	FLUOR START DATE	POP SERVED	NATURAL SYSTEMS NAT LEVEL	OPT LEVEL
FOUR WINDS SCHOOL	3890024	BENSON	NaF	ADJ	06/84	600		1.2
TOTAL POPULATION SERVED BY SOURCE WATER SYSTEM - - - - -						600		
FULLERTON	1100379	DICKEY		NATL		94	2.2	
TOTAL POPULATION SERVED BY SOURCE WATER SYSTEM - - - - -						94		
GARDNER	0900387	CASS		NATL		85	0.7	
TOTAL POPULATION SERVED BY SOURCE WATER SYSTEM - - - - -						85		
GARRISON	2800389	MCLEAN	Acid	ADJ	10/74	1530		1.2
TOTAL POPULATION SERVED BY SOURCE WATER SYSTEM - - - - -						1530		
GLADSTONE	4500396	STARK		NATL		224	4.6	
TOTAL POPULATION SERVED BY SOURCE WATER SYSTEM - - - - -						224		
GLEN ULLIN	3000400	MORTON		NATL		927	4.5	
TOTAL POPULATION SERVED BY SOURCE WATER SYSTEM - - - - -						927		
GOLDEN VALLEY	2900402	MERCER		NATL		239	5.6	
TOTAL POPULATION SERVED BY SOURCE WATER SYSTEM - - - - -						239		
GOLVA	1700403	GOLDEN VALLEY		NATL		101	1.6	
TOTAL POPULATION SERVED BY SOURCE WATER SYSTEM - - - - -						101		
GOODRICH	4200404	SHERIDAN		NATL		192	1.4	
TOTAL POPULATION SERVED BY SOURCE WATER SYSTEM - - - - -						192		
GRAFTON	5000408	WALSH	NaSiF6	ADJ	04/66	4840		1.2
TOTAL POPULATION SERVED BY SOURCE WATER SYSTEM - - - - -						4840		
GRAND FORKS	1800410	GRAND FORKS	NaSiF6	ADJ	03/58	49425		1.2
GRAND FORKS AFB	1800413	GRAND FORKS		CONS		9343		
TOTAL POPULATION SERVED BY SOURCE WATER SYSTEM - - - - -						58768		
GRAND FORKS-TRAIL RWS	1801062	GRAND FORKS	Acid	ADJ	02/77	9500		1.2
EMERADO	1800311	GRAND FORKS		CONS		483		

POPULATION SERVED FLUORIDATED DRINKING WATER BY SOURCE SYSTEM,
CONSECUTIVE SYSTEM, AND COUNTY WITHIN STATE (AS OF 12/31/92)

NORTH DAKOTA

WATER SYSTEMS AND CONSECUTIVE SYSTEMS SERVED	EPA ID NO	COUNTY	CHEM USED	STATUS	FLUOR START DATE	POP SERVED	NATURAL SYSTEMS NAT LEVEL	OPT LEVEL
ARVILLA WATER USERS ASSOC	1800036	GRAND FORKS		CONS		150		
HATTON	4900465	TRAILL		CONS		800		
NORTHWOOD	1800753	GRAND FORKS		CONS		1166		
TOTAL POPULATION SERVED BY SOURCE WATER SYSTEM - - - - -						12099		
WINNER	4100428	SARGENT	Acid	ADJ	02/79	585		1.2
TOTAL POPULATION SERVED BY SOURCE WATER SYSTEM - - - - -						585		
HAGUE	1500429	EMMONS		NATL		109	2.6	
TOTAL POPULATION SERVED BY SOURCE WATER SYSTEM - - - - -						109		
HALLIDAY	1300432	DUNN		NATL		288	5.2	
TOTAL POPULATION SERVED BY SOURCE WATER SYSTEM - - - - -						288		
HANKINSON	3900443	RICHLAND	NaF	ADJ	04/81	1038		1.2
TOTAL POPULATION SERVED BY SOURCE WATER SYSTEM - - - - -						1038		
HANNAFORD	0000010	GRIGGS		NATL		204	1.8	
TOTAL POPULATION SERVED BY SOURCE WATER SYSTEM - - - - -						204		
HARVEY	5200458	WELLS	Acid	ADJ	01/83	2263		1.2
TOTAL POPULATION SERVED BY SOURCE WATER SYSTEM - - - - -						2263		
HAZEN	2900470	MERCER	Acid	ADJ	07/66	2818		1.2
TOTAL POPULATION SERVED BY SOURCE WATER SYSTEM - - - - -						2818		
HEBRON	3000473	MORTON		NATL		888	3.8	
TOTAL POPULATION SERVED BY SOURCE WATER SYSTEM - - - - -						888		
HETTINGER	0100476	ADAMS		NATL		1574	3.7	
TOTAL POPULATION SERVED BY SOURCE WATER SYSTEM - - - - -						1574		
HILLSBORO	4900482	TRAILL	Acid	ADJ	06/60	1488		1.2
TOTAL POPULATION SERVED BY SOURCE WATER SYSTEM - - - - -						1488		
HOME ON THE RANGE FOR BOYS	1700874	GOLDEN VALLEY		NATL		65	2.8	
TOTAL POPULATION SERVED BY SOURCE WATER SYSTEM - - - - -						65		

POPULATION SERVED FLUORIDATED DRINKING WATER BY SOURCE SYSTEM,
CONSECUTIVE SYSTEM, AND COUNTY WITHIN STATE (AS OF 12/31/92)

NORTH DAKOTA

WATER SYSTEMS AND CONSECUTIVE SYSTEMS SERVED	EPA ID NO	COUNTY	CHEM USED	STATUS	FLUOR START DATE	POP SERVED	NATURAL SYSTEMS NAT LEVEL	OPT LEVEL
HORSESHOE BEND TC	0900489	CASS			NATL	72	3.9	
TOTAL POPULATION SERVED BY SOURCE WATER SYSTEM - - - - -						72		
JAMESTOWN	4700498	STUTSMAN	NaSiF6	ADJ	07/56	15571		1.2
TOTAL POPULATION SERVED BY SOURCE WATER SYSTEM - - - - -						15571		
KENMARE	5100515	WARD			NATL	1214	1.2	
TOTAL POPULATION SERVED BY SOURCE WATER SYSTEM - - - - -						1214		
KILLDEER	1300520	DUNN	Acid	ADJ	05/84	722		1.2
TOTAL POPULATION SERVED BY SOURCE WATER SYSTEM - - - - -						722		
KRALICEK WATER ASSOC	4501187	STARK			NATL	62	4.9	
TOTAL POPULATION SERVED BY SOURCE WATER SYSTEM - - - - -						62		
KULM	2300535	LA MOURE	Acid	ADJ	09/71	514		1.2
TOTAL POPULATION SERVED BY SOURCE WATER SYSTEM - - - - -						514		
LA MOURE	2300537	LA MOURE	Acid	ADJ	12/68	970		1.2
TOTAL POPULATION SERVED BY SOURCE WATER SYSTEM - - - - -						970		
LAKOTA	3200536	NELSON	Acid	ADJ	08/66	898		1.2
TOTAL POPULATION SERVED BY SOURCE WATER SYSTEM - - - - -						898		
LANGDON	1000543	CAVALIER	NaF	ADJ	11/65	2241		1.2
LANGDON RW	0000002	CAVALIER		CONS		200		
TOTAL POPULATION SERVED BY SOURCE WATER SYSTEM - - - - -						2441		
LARIMORE	1800550	GRAND FORKS	Acid	ADJ	05/66	1464		1.2
TOTAL POPULATION SERVED BY SOURCE WATER SYSTEM - - - - -						1464		
LEEDS	0300553	BENSON	NaF	ADJ	10/87	542		1.2
TOTAL POPULATION SERVED BY SOURCE WATER SYSTEM - - - - -						542		
LIDGERWOOD	3900567	SARGENT	Acid	ADJ	05/90	799		1.2
TOTAL POPULATION SERVED BY SOURCE WATER SYSTEM - - - - -						799		

POPULATION SERVED FLUORIDATED DRINKING WATER BY SOURCE SYSTEM,
CONSECUTIVE SYSTEM, AND COUNTY WITHIN STATE (AS OF 12/31/92)

NORTH DAKOTA

WATER SYSTEMS AND CONSECUTIVE SYSTEMS SERVED	EPA ID NO	COUNTY	CHEM USED	STATUS	FLUOR START DATE	POP SERVED	NATURAL SYSTEMS NAT LEVEL	OPT LEVEL
LINCOLN	0800570	BURLEIGH	Acid	ADJ	09/75	1132		1.2
TOTAL POPULATION SERVED BY SOURCE WATER SYSTEM - - - - -						1132		
LINTON	1500571	EMMONS	Acid	ADJ	08/68	1410		1.2
TOTAL POPULATION SERVED BY SOURCE WATER SYSTEM - - - - -						1410		
LISBON	3700574	RANSOM	Acid	ADJ	12/65	2177		1.2
TOTAL POPULATION SERVED BY SOURCE WATER SYSTEM - - - - -						2177		
LUDDEN	1100583	DICKEY		NATL		41	2.4	
TOTAL POPULATION SERVED BY SOURCE WATER SYSTEM - - - - -						41		
MADDOCK	0300587	BENSON	Acid	ADJ	12/69	559		1.2
TOTAL POPULATION SERVED BY SOURCE WATER SYSTEM - - - - -						559		
MANDAN	3000596	MORTON	Acid	ADJ	10/52	15177		1.2
TOTAL POPULATION SERVED BY SOURCE WATER SYSTEM - - - - -						15177		
MANDAREE	3890021	MCKENZIE	Acid	ADJ	05/80	430		1.2
TOTAL POPULATION SERVED BY SOURCE WATER SYSTEM - - - - -						430		
MAPLE-SHEYENNE SUBD	0900319	CASS		NATL		28	1.0	
TOTAL POPULATION SERVED BY SOURCE WATER SYSTEM - - - - -						28		
MARION	2300614	LAMOURE	Acid	ADJ	08/83	169		1.2
TOTAL POPULATION SERVED BY SOURCE WATER SYSTEM - - - - -						169		
MAYVILLE	4900622	TRAILL	Acid	ADJ	05/68	2092		1.2
TOTAL POPULATION SERVED BY SOURCE WATER SYSTEM - - - - -						2092		
MCCLUSKY	4200626	SHERIDAN		NATL		492	0.8	
TOTAL POPULATION SERVED BY SOURCE WATER SYSTEM - - - - -						492		
MCLEAN-SHERIDAN RW	2801400	MCLEAN	Acid	ADJ	01/91	2190		1.2
COLEHARBOR	2800194	MCLEAN		CONS		88		
TURTLE LAKE	2800949	MCLEAN		CONS		681		
TOTAL POPULATION SERVED BY SOURCE WATER SYSTEM - - - - -						2959		

POPULATION SERVED FLUORIDATED DRINKING WATER BY SOURCE SYSTEM,
CONSECUTIVE SYSTEM, AND COUNTY WITHIN STATE (AS OF 12/31/92)

NORTH DAKOTA

WATER SYSTEMS AND CONSECUTIVE SYSTEMS SERVED	EPA ID NO	COUNTY	CHEM USED	STATUS	FLUOR START DATE	POP SERVED	NATURAL SYSTEMS NAT LEVEL	OPT LEVEL
MCVILLE	3200636	NELSON	Acid	ADJ	09/68	559		1.2
TOTAL POPULATION SERVED BY SOURCE WATER SYSTEM - - - - -						559		
MEDORA	0400638	BILLINGS		NATL		101	2.9	
TOTAL POPULATION SERVED BY SOURCE WATER SYSTEM - - - - -						101		
MINNEWAUKAN	0300659	BENSON	NaF	ADJ	07/85	401		1.2
TOTAL POPULATION SERVED BY SOURCE WATER SYSTEM - - - - -						401		
MINOT	5100660	WARD	NaSiF6	ADJ	05/56	34544		1.2
MINOT AFB	5100710	WARD		CONS		9095		
NORTH PRAIRIE RWS (SYS I)	5101125	WARD		CONS		715		
NORTH PRAIRIE RWS (SYS II)	5101189	WARD		CONS		2725		
MAX	2800619	MCLEAN		CONS		301		
SURREY	5100923	WARD		CONS		856		
TOTAL POPULATION SERVED BY SOURCE WATER SYSTEM - - - - -						48236		
MINTO	5000691	WALSH	NaF	ADJ	12/73	560		1.2
TOTAL POPULATION SERVED BY SOURCE WATER SYSTEM - - - - -						560		
MOHALL	3800695	RENVILLE	Acid	ADJ	09/68	931		1.2
TOTAL POPULATION SERVED BY SOURCE WATER SYSTEM - - - - -						931		
MONANGO	1100698	DICKNEY		NATL		53	2.2	
TOTAL POPULATION SERVED BY SOURCE WATER SYSTEM - - - - -						53		
MOTT	2100704	HETTINGER		NATL		1019	4.8	
TOTAL POPULATION SERVED BY SOURCE WATER SYSTEM - - - - -						1019		
NECHE	3400720	PEMBINA	Acid	ADJ	12/66	434		1.2
TOTAL POPULATION SERVED BY SOURCE WATER SYSTEM - - - - -						434		
NEW ENGLAND	2100726	HETTINGER		NATL		663	0.9	
TOTAL POPULATION SERVED BY SOURCE WATER SYSTEM - - - - -						663		
NEW LEIPZIG	1900731	GRANT		NATL		326	3.4	
TOTAL POPULATION SERVED BY SOURCE WATER SYSTEM - - - - -						326		

POPULATION SERVED FLUORIDATED DRINKING WATER BY SOURCE SYSTEM,
CONSECUTIVE SYSTEM, AND COUNTY WITHIN STATE (AS OF 12/31/92)

NORTH DAKOTA

WATER SYSTEMS AND CONSECUTIVE SYSTEMS SERVED	EPA ID NO	COUNTY	CHEM USED	STATUS	FLUOR START DATE	POP SERVED	NATURAL SYSTEMS NAT LEVEL	OPT LEVEL
NEW ROCKFORD	1400732	EDDY	Acid	ADJ	05/68	1604		1.2
TOTAL POPULATION SERVED BY SOURCE WATER SYSTEM - - - - -						1604		
NEW SALEM	3000736	MORTON	Acid	ADJ	10/78	909		1.2
TOTAL POPULATION SERVED BY SOURCE WATER SYSTEM - - - - -						909		
NEW TOWN	3100744	MOUNTRAIL	Acid	ADJ	02/66	1388		1.2
TOTAL POPULATION SERVED BY SOURCE WATER SYSTEM - - - - -						1388		
NOONAN	1200748	DIVIDE		NATL		231	3.2	
TOTAL POPULATION SERVED BY SOURCE WATER SYSTEM - - - - -						231		
NORTH PRAIRIE RW (SYS III)	5101065	WARD		NATL		418	1.0	
COUNTRY ACRES MHP	5100663	WARD		CONS		25		
TOTAL POPULATION SERVED BY SOURCE WATER SYSTEM - - - - -						443		
NORTH VALLEY RWA (SYSTEM II)	3401128	CAVALIER	Acid	ADJ	11/84	2857		1.2
ST THOMAS	3400856	PEMBINA		CONS		444		
TOTAL POPULATION SERVED BY SOURCE WATER SYSTEM - - - - -						3301		
NORTH VALLEY RWA (SYSTEM III)	3401129	CAVALIER	Acid	ADJ	03/85	197		1.2
MILTON	1000658	CAVALIER		CONS		133		
MOUNTAIN	3400707	PEMBINA		CONS		134		
OSNABROCK	1000768	CAVALIER		CONS		214		
TOTAL POPULATION SERVED BY SOURCE WATER SYSTEM - - - - -						678		
PARK RIVER	5000773	WALSH	NaF	ADJ	04/66	1725		1.2
TOTAL POPULATION SERVED BY SOURCE WATER SYSTEM - - - - -						1725		
PARSHALL	3100775	MOUNTRAIL	Acid	ADJ	09/66	943		1.2
TOTAL POPULATION SERVED BY SOURCE WATER SYSTEM - - - - -						943		
PEMBINA	3400777	PEMBINA	Acid	ADJ	09/71	642		1.2
TOTAL POPULATION SERVED BY SOURCE WATER SYSTEM - - - - -						642		
PICK CITY	2900789	MERCER	NaF	ADJ	06/79	203		1.2
TOTAL POPULATION SERVED BY SOURCE WATER SYSTEM - - - - -						203		

POPULATION SERVED FLUORIDATED DRINKING WATER BY SOURCE SYSTEM,
CONSECUTIVE SYSTEM, AND COUNTY WITHIN STATE (AS OF 12/31/92)

NORTH DAKOTA

WATER SYSTEMS AND CONSECUTIVE SYSTEMS SERVED	EPA ID NO	COUNTY	CHEM USED	STATUS	FLUOR START DATE	POP SERVED	NATURAL SYSTEMS NAT LEVEL	OPT LEVEL
PORTAL	0700800	BURKE		NATL		192	1.4	
TOTAL POPULATION SERVED BY SOURCE WATER SYSTEM - - - - -						192		
RAY & TIOGA WS	5301152	WILLIAMS	NaF	ADJ	11/83	2363		1.2
TOTAL POPULATION SERVED BY SOURCE WATER SYSTEM - - - - -						2363		
REEDER	0100812	ADAMS		NATL		252	3.9	
TOTAL POPULATION SERVED BY SOURCE WATER SYSTEM - - - - -						252		
REGENT	2100816	HETTINGER		NATL		268	2.6	
TOTAL POPULATION SERVED BY SOURCE WATER SYSTEM - - - - -						268		
RHAME	0600819	BOWMAN		NATL		186	1.0	
TOTAL POPULATION SERVED BY SOURCE WATER SYSTEM - - - - -						186		
RICHLAND RWS	3901068	RICHLAND	Acid	ADJ	01/85	2584		1.2
BARNEY	3900055	RICHLAND		CONS		79		
MANTADOR	3900607	RICHLAND		CONS		77		
MILNOR	4101425	SARGENT		CONS		651		
MOORETON	3900703	RICHLAND		CONS		193		
TOTAL POPULATION SERVED BY SOURCE WATER SYSTEM - - - - -						3584		
RIVERDALE	2800825	MCLEAN	NaF	ADJ	03/53	283		1.2
TOTAL POPULATION SERVED BY SOURCE WATER SYSTEM - - - - -						283		
RIVERVIEW HEIGHTS	3000598	MORTON		NATL		200	1.1	
TOTAL POPULATION SERVED BY SOURCE WATER SYSTEM - - - - -						200		
ROBINSON	2200827	KIDDER	Acid	ADJ	08/89	87		1.2
TOTAL POPULATION SERVED BY SOURCE WATER SYSTEM - - - - -						87		
ROCK LAKE	4800828	TOWNER	Acid	ADJ	10/68	221		1.2
TOTAL POPULATION SERVED BY SOURCE WATER SYSTEM - - - - -						221		
ROLLA	4000834	ROLETTE	Acid	ADJ	03/60	1286		1.2
TOTAL POPULATION SERVED BY SOURCE WATER SYSTEM - - - - -						1286		
RUGBY	3500842	PIERCE	NaSiF6	ADJ	11/58	2909		1.2
TOTAL POPULATION SERVED BY SOURCE WATER SYSTEM - - - - -						2909		

POPULATION SERVED FLUORIDATED DRINKING WATER BY SOURCE SYSTEM,
CONSECUTIVE SYSTEM, AND COUNTY WITHIN STATE (AS OF 12/31/92)

NORTH DAKOTA

WATER SYSTEMS AND CONSECUTIVE SYSTEMS SERVED	EPA ID NO	COUNTY	CHEM USED	STATUS	FLUOR START DATE	POP SERVED	NATURAL SYSTEMS NAT LEVEL	OPT LEVEL
SACRED HEART PRIORY	4500823	STARK			NATL	30	5.6	
TOTAL POPULATION SERVED BY SOURCE WATER SYSTEM - - - - -						30		
SAINT MICHAEL	3890012	BENSON	Acid	ADJ	02/72	240	1.2	
TOTAL POPULATION SERVED BY SOURCE WATER SYSTEM - - - - -						240		
SCRANTON	0600869	BOWMAN			NATL	294	3.2	
TOTAL POPULATION SERVED BY SOURCE WATER SYSTEM - - - - -						294		
SENTINEL BUTTE	1700870	GOLDEN VALLEY			NATL	79	2.5	
TOTAL POPULATION SERVED BY SOURCE WATER SYSTEM - - - - -						79		
SHEYENNNE RIVER DEV	3700575	RANSOM			NATL	100	2.7	
TOTAL POPULATION SERVED BY SOURCE WATER SYSTEM - - - - -						100		
SLEKIRK SETTLEMENT	0901139	CASS			NATL	50	3.8	
TOTAL POPULATION SERVED BY SOURCE WATER SYSTEM - - - - -						50		
SLOPE ESTATES	4501147	STARK			NATL	40	4.7	
TOTAL POPULATION SERVED BY SOURCE WATER SYSTEM - - - - -						40		
SOLEH	4300884	SIOUX			NATL	92	2.9	
TOTAL POPULATION SERVED BY SOURCE WATER SYSTEM - - - - -						92		
SOUTH HEART	4500891	STARK			NATL	322	4.5	
TOTAL POPULATION SERVED BY SOURCE WATER SYSTEM - - - - -						322		
STANLEY	3100898	MOUNTRAIL	Acid	ADJ	02/85	1371	1.2	
TOTAL POPULATION SERVED BY SOURCE WATER SYSTEM - - - - -						1371		
STANTON	2900902	MERCER	NaF	ADJ	11/78	517	1.2	
TOTAL POPULATION SERVED BY SOURCE WATER SYSTEM - - - - -						517		
STEELE	2200913	KIDDER	NaF	ADJ	06/70	762	1.2	
TOTAL POPULATION SERVED BY SOURCE WATER SYSTEM - - - - -						762		

POPULATION SERVED FLUORIDATED DRINKING WATER BY SOURCE SYSTEM,
CONSECUTIVE SYSTEM, AND COUNTY WITHIN STATE (AS OF 12/31/92)

NORTH DAKOTA

WATER SYSTEMS AND CONSECUTIVE SYSTEMS SERVED	EPA ID NO	COUNTY	CHEM USED	STATUS	FLUOR START DATE	POP SERVED	NATURAL SYSTEMS NAT LEVEL	OPT LEVEL
STUTSMAN RURAL WATER	4701303	STUTSMAN	Acid	ADJ	08/86	2400		1.2
TOTAL POPULATION SERVED BY SOURCE WATER SYSTEM - - - - -						2400		
TAYLOR	4500934	STARK		NATL		163	7.0	
TOTAL POPULATION SERVED BY SOURCE WATER SYSTEM - - - - -						163		
TOKIO	3890010	BENSON	Acid	ADJ	06/74	130		1.2
TOTAL POPULATION SERVED BY SOURCE WATER SYSTEM - - - - -						130		
TOWNER	2500946	MCHENRY	Acid	ADJ	11/87	669		1.2
TOTAL POPULATION SERVED BY SOURCE WATER SYSTEM - - - - -						669		
TRAILL CO RW	4901071	TRAILL	Acid	ADJ	02/85	3000		1.2
PORTLAND	4900803	TRAILL		CONS		602		
TOTAL POPULATION SERVED BY SOURCE WATER SYSTEM - - - - -						3602		
TURTLE MOUNTAIN RURAL WATER	4001245	ROLETTE	Acid	ADJ	10/84	2458		1.2
DUNSEITH-NORTH HOUSING	4012009	ROLETTE		CONS		140		
ST. JOHN	4000854	ROLETTE		CONS		396		
TOTAL POPULATION SERVED BY SOURCE WATER SYSTEM - - - - -						2994		
TWIN BUTTES	3890003	DUNN	Acid	ADJ	08/80	160		1.2
TOTAL POPULATION SERVED BY SOURCE WATER SYSTEM - - - - -						160		
UPPER SOURIS RWS (SYS I)	5101074	WARD		NATL		1308	1.3	
TOTAL POPULATION SERVED BY SOURCE WATER SYSTEM - - - - -						1308		
UPPER SOURIS RWS (SYS II)	5101130	WARD		NATL		225	0.7	
LANSFORD	0500549	BOTTINEAU		CONS		249		
EDMORE	3600298	RAMSEY		CONS		329		
TOTAL POPULATION SERVED BY SOURCE WATER SYSTEM - - - - -						803		
VALLEY CITY	0200958	BARNES	Acid	ADJ	02/58	7163		1.2
TOTAL POPULATION SERVED BY SOURCE WATER SYSTEM - - - - -						7163		
VELVA	2500964	MCHENRY	Acid	ADJ	03/63	968		1.2
TOTAL POPULATION SERVED BY SOURCE WATER SYSTEM - - - - -						968		

POPULATION SERVED FLUORIDATED DRINKING WATER BY SOURCE SYSTEM,
CONSECUTIVE SYSTEM, AND COUNTY WITHIN STATE (AS OF 12/31/92)

NORTH DAKOTA

WATER SYSTEMS AND CONSECUTIVE SYSTEMS SERVED	EPA ID NO	COUNTY	CHEM USED	STATUS	FLUOR START DATE	POP SERVED	NATURAL SYSTEMS NAT LEVEL	OPT LEVEL
VENTURIA	2600968	MCINTOSH		NATL		30	1.6	
TOTAL POPULATION SERVED BY SOURCE WATER SYSTEM - - - - -						30		
VERONA	2300969	LA MOURE		NATL		103	1.6	
TOTAL POPULATION SERVED BY SOURCE WATER SYSTEM - - - - -						103		
WAHPETON	3900973	RICHLAND	NaF	ADJ	02/75	8751		1.2
TOTAL POPULATION SERVED BY SOURCE WATER SYSTEM - - - - -						8751		
WALHALLA	3400980	PEMBINA	Acid	ADJ	12/75	1131		1.2
TOTAL POPULATION SERVED BY SOURCE WATER SYSTEM - - - - -						1131		
WALSH WU, INC	5001075	WALSH	Acid	ADJ	04/89	4200		1.2
TOTAL POPULATION SERVED BY SOURCE WATER SYSTEM - - - - -						4200		
WASHBURN	2800989	MCLEAN	Acid	ADJ	12/69	1506		1.2
TOTAL POPULATION SERVED BY SOURCE WATER SYSTEM - - - - -						1506		
WATFORD CITY	2700990	MCKENZIE	Acid	ADJ	06/68	1784		1.2
TOTAL POPULATION SERVED BY SOURCE WATER SYSTEM - - - - -						1784		
WEBB RURAL WATER S.D.	9999999		OTHER	ADJ	00/00	0		1.2
FORBES	1100346	DICKEY		CONS		56		
STATELINE WATER COOP INC.	1501310	EMMONS		CONS		440		
TOTAL POPULATION SERVED BY SOURCE WATER SYSTEM - - - - -						496		
WELLS CO WATER ASSOC	5201309	WELLS	Acid	ADJ	03/87	400		1.2
FESSENDEN	5200338	WELLS		CONS		655		
TOTAL POPULATION SERVED BY SOURCE WATER SYSTEM - - - - -						1055		
WEST FARGO	0900999	CASS	Acid	ADJ	10/77	12287		1.2
TOTAL POPULATION SERVED BY SOURCE WATER SYSTEM - - - - -						12287		
WESTHOPE	0501001	BOTTINEAU	Acid	ADJ	07/88	578		1.2
TOTAL POPULATION SERVED BY SOURCE WATER SYSTEM - - - - -						578		
WHITESHIELD	3890002	MCLEAN	Acid	ADJ	08/80	380		1.2
TOTAL POPULATION SERVED BY SOURCE WATER SYSTEM - - - - -						380		

POPULATION SERVED FLUORIDATED DRINKING WATER BY SOURCE SYSTEM,
CONSECUTIVE SYSTEM, AND COUNTY WITHIN STATE (AS OF 12/31/92)

NORTH DAKOTA

WATER SYSTEMS AND CONSECUTIVE SYSTEMS SERVED	EPA ID NO	COUNTY	CHEM USED	STATUS	FLUOR START DATE	POP SERVED	NATURAL SYSTEMS NAT LEVEL	OPT LEVEL
WILLISTON	5301012	WILLIAMS	NaSiF6	ADJ	04/53	13131		1.2
TRENTON WUA	5300948	WILLIAMS		CONS		115		
TRENTON	3800948	WILLIAMS		CONS		462		
TRI-COUNTY WATER USERS	3201072	NELSON		CONS		3152		
WILLIAMS RURAL WS	5301079	WILLIAMS		CONS		1500		
TOTAL POPULATION SERVED BY SOURCE WATER SYSTEM - - - - -						18360		
WISHEK	2601037	MCINTOSH	Acid	ADJ	04/70	1171		1.2
TOTAL POPULATION SERVED BY SOURCE WATER SYSTEM - - - - -						1171		
WYNDMERE	3901043	RICHLAND	Acid	ADJ	10/75	501		1.2
TOTAL POPULATION SERVED BY SOURCE WATER SYSTEM - - - - -						501		
ZAP	2901054	MERCER	Acid	ADJ	07/85	287		1.2
TOTAL POPULATION SERVED BY SOURCE WATER SYSTEM - - - - -						287		

STATE SUMMARY DATA AS OF 12/31/92

OHIO

SYSTEM SIZE CLASSIFICATION

	FLUORIDATED SYSTEMS		PUBLIC WATER SYSTEMS	
	NUMBER OF SYSTEMS	TOTAL POPULATION	NUMBER OF SYSTEMS	TOTAL POPULATION
=<1,000	338	115,742	796	132,000
1,001-5,000	178	437,475	530	918,000
5,001-10,000	79	589,740	88	658,000
10,001-50,000	99	2,066,375	115	2,369,000
50,001-100,000	15	1,022,246	17	1,150,000
>100,000	14	3,963,599	14	4,101,000
TOTAL	723	8,195,177	1,560	9,328,000

FLUORIDATED SYSTEM CLASSIFICATION

	NUMBER	POPULATION	PERCENTAGE (POP.)
ADJUSTED	234	6,667,059	81.4
CONSECUTIVE	185	1,278,363	15.6
NATURAL	304	249,755	3.0
TOTAL	723	8,195,177	

SCHOOLS, INDIAN AND MILITARY SYSTEMS

	ADJUSTED		NATURAL	
	NUMBER	POP.	NUMBER	POP.
TOTAL SCHOOLS	0	0	0	0
INDIAN SYSTEMS	0	0	0	0
INDIAN SCHOOLS	0	0	0	0
MILITARY SYSTEMS	0	0	1	1,500

CHEMICAL USAGE OF FLUORIDATING SYSTEMS

	NUMBER	POPULATION
SODIUM FLUORIDE	24	56,057
SODIUM SILICOFLUORIDE	96	3,031,885
HYDROFLUOSILICIC ACID	278	4,716,265,

POPULATION SERVED FLUORIDATED DRINKING WATER BY SOURCE SYSTEM,
CONSECUTIVE SYSTEM, AND COUNTY WITHIN STATE (AS OF 12/31/92)

OHIO

WATER SYSTEMS AND CONSECUTIVE SYSTEMS SERVED	EPA ID NO	COUNTY	CHEM USED	STATUS	FLUOR START DATE	POP SERVED	NATURAL NAT LEVEL	SYSTEMS OPT LEVEL
ADA	3300012	HARDIN		NATL		5600	0.8	
PARKVIEW VILLAGE NORTH	3301303	HARDIN		CONS		140		
PARKVIEW VILLAGE SOUTH	3301403	HARDIN		CONS		50		
TOTAL POPULATION SERVED BY SOURCE WATER SYSTEM - - - - -						5790		
ADAMS CO WATER COMPANY	0100012	ADAMS	Acid	ADJ	10/70	9900		1.0
PEEBLES	0100203	ADAMS		CONS		2000		
SEAMAN	0100303	ADAMS		CONS		1200		
WEST UNION	0100503	ADAMS		CONS		3500		
WINCHESTER	0100603	ADAMS		CONS		1000		
TOTAL POPULATION SERVED BY SOURCE WATER SYSTEM - - - - -						17600		
AKRON	7700011	SUMMIT	Acid	ADJ	11/69	223019		1.0
SUMMIT CO-HUDSON TWP	7706203	SUMMIT		CONS		2565		
SUMMIT CO-STOW SERV AREA	7704503	SUMMIT		CONS		21663		
TALLMADGE	7704703	SUMMIT		CONS		14870		
TOTAL POPULATION SERVED BY SOURCE WATER SYSTEM - - - - -						262117		
ALGER	3300112	HARDIN		NATL		990	1.6	
TOTAL POPULATION SERVED BY SOURCE WATER SYSTEM - - - - -						990		
ALLEN PARK MOBILE COURT	6204112	OTTAWA		NATL		61	2.0	
TOTAL POPULATION SERVED BY SOURCE WATER SYSTEM - - - - -						61		
ALLIANCE	7600011	STARK	NaSiF6	ADJ	09/71	25000		1.0
TOTAL POPULATION SERVED BY SOURCE WATER SYSTEM - - - - -						25000		
AMSTERDAM	4100112	JEFFERSON		NATL		900	1.1	
TOTAL POPULATION SERVED BY SOURCE WATER SYSTEM - - - - -						900		
ANDOVER	0400012	ASHTABULA	NaF	ADJ	09/84	1219		1.0
TOTAL POPULATION SERVED BY SOURCE WATER SYSTEM - - - - -						1219		
ANNA	7500012	SHELBY		NATL		1200	1.2	
TOTAL POPULATION SERVED BY SOURCE WATER SYSTEM - - - - -						1200		
ANSONIA	1900012	DARKE		NATL		1267	0.8	
TOTAL POPULATION SERVED BY SOURCE WATER SYSTEM - - - - -						1267		

POPULATION SERVED FLUORIDATED DRINKING WATER BY SOURCE SYSTEM,
CONSECUTIVE SYSTEM, AND COUNTY WITHIN STATE (AS OF 12/31/92)

OHIO

WATER SYSTEMS AND CONSECUTIVE SYSTEMS SERVED	EPA ID NO	COUNTY	CHEM USED	STATUS	FLUOR START DATE	POP SERVED	NATURAL NAT LEVEL	SYSTEMS OPT LEVEL
ANTWERP	6300012	PAULDING			NATL	2000	2.2	
TOTAL POPULATION SERVED BY SOURCE WATER SYSTEM - - - - -						2000		
APOLLO MOBILE HOME PARK	7200012	SANDUSKY			NATL	56	1.1	
TOTAL POPULATION SERVED BY SOURCE WATER SYSTEM - - - - -						56		
ARCHBOLD	2600011	FULTON	Acid	ADJ	05/84	4562		1.0
TOTAL POPULATION SERVED BY SOURCE WATER SYSTEM - - - - -						4562		
ARLINGTON	3200012	HANCOCK			NATL	1200	1.5	
TOTAL POPULATION SERVED BY SOURCE WATER SYSTEM - - - - -						1200		
ARROWHEAD PARK MOBILE HOME PK	4800112	LUCAS			NATL	320	1.8	
TOTAL POPULATION SERVED BY SOURCE WATER SYSTEM - - - - -						320		
ASHLAND	0300112	ASHLAND	Acid	ADJ	02/72	20100		1.0
TOTAL POPULATION SERVED BY SOURCE WATER SYSTEM - - - - -						20100		
ASHVILLE	6500012	PICKAWAY	NaF	ADJ	04/88	2501		1.0
TOTAL POPULATION SERVED BY SOURCE WATER SYSTEM - - - - -						2501		
ATTICA	7400011	SENECA	Acid	ADJ	04/85	1200		1.0
TOTAL POPULATION SERVED BY SOURCE WATER SYSTEM - - - - -						1200		
AVON LAKE	4700311	LORAIN	NaSiF6	ADJ	08/51	16500		1.0
AVON	4700203	LORAIN		CONS		8000		
RURAL LORAIN CO WTR AUTH	4701803	LORAIN		CONS		39000		
SHEFFIELD	4701203	LORAIN		CONS		2200		
SHEFFIELD LAKE	4701103	LORAIN		CONS		9800		
TOTAL POPULATION SERVED BY SOURCE WATER SYSTEM - - - - -						75500		
BALI HA-I MOBILE HOME PARK	0201012	ALLEN			NATL	125	1.7	
TOTAL POPULATION SERVED BY SOURCE WATER SYSTEM - - - - -						125		
BALTIMORE	2300112	FAIRFIELD			NATL	2930	1.9	
THURSTON	2302903	FAIRFIELD			CONS	535		
TOTAL POPULATION SERVED BY SOURCE WATER SYSTEM - - - - -						3465		

POPULATION SERVED FLUORIDATED DRINKING WATER BY SOURCE SYSTEM,
CONSECUTIVE SYSTEM, AND COUNTY WITHIN STATE (AS OF 12/31/92)

OHIO

WATER SYSTEMS AND CONSECUTIVE SYSTEMS SERVED	EPA ID NO	COUNTY	CHEM USED	STATUS	FLUOR START DATE	POP SERVED	NATURAL NAT LEVEL	SYSTEMS OPT LEVEL
BARBERTON	7700411	SUMMIT	NaSiF6	ADJ	03/71	28000		1.0
TOTAL POPULATION SERVED BY SOURCE WATER SYSTEM - - - - -						28000		
BARNESVILLE	0700011	BELMONT	Acid	ADJ	06/75	6500		1.0
SWITZERLAND OF OHIO WD	5600503	MONROE		CONS		2304		
TOTAL POPULATION SERVED BY SOURCE WATER SYSTEM - - - - -						8804		
BASS HAVEN RESORT	6204912	OTTAWA		NATL		248	1.8	
TOTAL POPULATION SERVED BY SOURCE WATER SYSTEM - - - - -						248		
BAYER MOBILE MANOR	8700112	WOOD		NATL		130	1.2	
TOTAL POPULATION SERVED BY SOURCE WATER SYSTEM - - - - -						130		
BAYVIEW WATER ASSOC	5402112	MERCER		NATL		36	1.7	
TOTAL POPULATION SERVED BY SOURCE WATER SYSTEM - - - - -						36		
BEACH CITY	7600212	STARK	NaF	ADJ	02/85	1500		1.0
TOTAL POPULATION SERVED BY SOURCE WATER SYSTEM - - - - -						1500		
BEAVERDAM	0200012	ALLEN		NATL		490	1.3	
TOTAL POPULATION SERVED BY SOURCE WATER SYSTEM - - - - -						490		
BEECHWOOD MOBILE HOME PARK	5000212	MAHONING		NATL		150	1.7	
TOTAL POPULATION SERVED BY SOURCE WATER SYSTEM - - - - -						150		
BELLAIRE	0700114	BELMONT	Acid	ADJ	07/72	6032		1.0
TOTAL POPULATION SERVED BY SOURCE WATER SYSTEM - - - - -						6032		
BELLE CENTER	4600012	LOGAN		NATL		984	1.1	
TOTAL POPULATION SERVED BY SOURCE WATER SYSTEM - - - - -						984		
BELLEFONTAINE	4600112	LOGAN	Acid	ADJ	02/87	12142		1.0
TOTAL POPULATION SERVED BY SOURCE WATER SYSTEM - - - - -						12142		
BELLEVUE	3900011	HURON	OTHER	ADJ	07/89	8100		1.0
TOTAL POPULATION SERVED BY SOURCE WATER SYSTEM - - - - -						8100		

POPULATION SERVED FLUORIDATED DRINKING WATER BY SOURCE SYSTEM,
CONSECUTIVE SYSTEM, AND COUNTY WITHIN STATE (AS OF 12/31/92)

OHIO

WATER SYSTEMS AND CONSECUTIVE SYSTEMS SERVED	EPA ID NO	COUNTY	CHEM USED	STATUS	FLUOR START DATE	POP SERVED	NATURAL SYSTEMS NAT LEVEL	OPT LEVEL
BELMONT CO SAN DIST 3	0700412	BELMONT	Acid	ADJ	02/78	25252		1.0
BELLVIEW HGTS IMPV ASSOC	0700203	BELMONT		CONS		160		
BELMONT CO SEWER DIST #1C	0701903	BELMONT		CONS		400		
MORRISTOWN	0701303	BELMONT		CONS		450		
NEW ATHENS	3401103	HARRISON		CONS		400		
TOTAL POPULATION SERVED BY SOURCE WATER SYSTEM - - - - -						26662		
BELPRE	8400012	WASHINGTON	Acid	ADJ	12/66	8000		1.0
TOTAL POPULATION SERVED BY SOURCE WATER SYSTEM - - - - -						8000		
BEREA	1800111	CUYAHOGA	Acid	ADJ	11/56	19500		1.0
TOTAL POPULATION SERVED BY SOURCE WATER SYSTEM - - - - -						19500		
BETHEL	1300116	CLERMONT	Acid	ADJ	/84	3000		1.0
TOTAL POPULATION SERVED BY SOURCE WATER SYSTEM - - - - -						3000		
BETTSVILLE	7400112	SENECA		NATL		780	1.6	
TOTAL POPULATION SERVED BY SOURCE WATER SYSTEM - - - - -						780		
BLOOMDALE	8700212	WOOD		NATL		744	1.7	
TOTAL POPULATION SERVED BY SOURCE WATER SYSTEM - - - - -						744		
BLOOMINGBURG	2400012	FAYETTE		NATL		970	1.6	
TOTAL POPULATION SERVED BY SOURCE WATER SYSTEM - - - - -						970		
BLOOMVILLE	7400212	SENECA		NATL		1100	1.2	
TOTAL POPULATION SERVED BY SOURCE WATER SYSTEM - - - - -						1100		
BLUFFTON	0200112	ALLEN		NATL		3367	1.1	
TOTAL POPULATION SERVED BY SOURCE WATER SYSTEM - - - - -						3367		
BOTKINS	7500212	SHELBY		NATL		1376	1.5	
TOTAL POPULATION SERVED BY SOURCE WATER SYSTEM - - - - -						1376		
BOWER TILING MOBILE HOME PARK	7200112	SANDUSKY		NATL		55	0.8	
TOTAL POPULATION SERVED BY SOURCE WATER SYSTEM - - - - -						55		
BOWERSVILLE	2900212	GREENE		NATL		450	2.4	
TOTAL POPULATION SERVED BY SOURCE WATER SYSTEM - - - - -						450		

POPULATION SERVED FLUORIDATED DRINKING WATER BY SOURCE SYSTEM,
CONSECUTIVE SYSTEM, AND COUNTY WITHIN STATE (AS OF 12/31/92)

OHIO

WATER SYSTEMS AND CONSECUTIVE SYSTEMS SERVED	EPA ID NO	COUNTY	CHEM USED	STATUS	FLUOR START DATE	POP SERVED	NATURAL SYSTEMS NAT LEVEL	OPT LEVEL
BOWLING GREEN	8700311	WOOD	Acid	ADJ	11/61	30000		1.0
TONTOGANY	8702503	WOOD		CONS		400		
TOTAL POPULATION SERVED BY SOURCE WATER SYSTEM - - - - -						30400		
BRIDGEPORT	0700612	BELMONT	Acid	ADJ	02/78	2625		1.0
BELMONT CO SEWER DIST #1B	0701803	BELMONT		CONS		2175		
TOTAL POPULATION SERVED BY SOURCE WATER SYSTEM - - - - -						4800		
BROOK PARK ESTATES MHP	7401312	SENECA		NATL		65		1.7
TOTAL POPULATION SERVED BY SOURCE WATER SYSTEM - - - - -						65		
BROOKEVILLE LAKE ESTATES	5700612	MONTGOMERY		NATL		220		0.8
TOTAL POPULATION SERVED BY SOURCE WATER SYSTEM - - - - -						220		
BROOKWOOD MHP	1200212	CLARK		NATL		300		1.0
TOTAL POPULATION SERVED BY SOURCE WATER SYSTEM - - - - -						300		
BROWN CO RURAL WATER ASSOC.	0802012	BROWN	NaF	ADJ	11/61	11929		1.0
GEORGETOWN	0800503	BROWN		CONS		3467		
TOTAL POPULATION SERVED BY SOURCE WATER SYSTEM - - - - -						15396		
BRYAN	8600012	WILLIAMS		NATL		8700		1.1
TOTAL POPULATION SERVED BY SOURCE WATER SYSTEM - - - - -						8700		
BUCKEYE LAKE ESTATES MHP	4500012	LICKING		NATL		535		1.2
TOTAL POPULATION SERVED BY SOURCE WATER SYSTEM - - - - -						535		
BUCKEYE LAKE PARK CO	4500112	LICKING		NATL		200		0.9
TOTAL POPULATION SERVED BY SOURCE WATER SYSTEM - - - - -						200		
BUCYRUS	1700011	CRAWFORD	Acid	ADJ	07/73	13651		1.0
TOTAL POPULATION SERVED BY SOURCE WATER SYSTEM - - - - -						13651		
BYESVILLE PLANT #1	3000012	GUERNSEY	Acid	ADJ	10/87	2000		1.0
TOTAL POPULATION SERVED BY SOURCE WATER SYSTEM - - - - -						2000		

POPULATION SERVED FLUORIDATED DRINKING WATER BY SOURCE SYSTEM,
CONSECUTIVE SYSTEM, AND COUNTY WITHIN STATE (AS OF 12/31/92)

OHIO

WATER SYSTEMS AND CONSECUTIVE SYSTEMS SERVED	EPA ID NO	COUNTY	CHEM USED	STATUS	FLUOR START DATE	POP SERVED	NATURAL SYSTEMS NAT LEVEL	OPT LEVEL
BYESVILLE PLANT #2	3000022	GUERNSEY	Acid	ADJ	10/87	2000		1.0
TOTAL POPULATION SERVED BY SOURCE WATER SYSTEM - - - - -						2000		
BYWAY MOBILE HOME PARK	2500212	FRANKLIN		NATL		132	1.0	
TOTAL POPULATION SERVED BY SOURCE WATER SYSTEM - - - - -						132		
CADIZ	3400214	HARRISON	Acid	ADJ	06/75	3900		1.0
UNIONVALE/KENWOOD WA	3401503	HARRISON		CONS		225		
TOTAL POPULATION SERVED BY SOURCE WATER SYSTEM - - - - -						4125		
CALDWELL	6100011	NOBLE	Acid	ADJ	07/86	3800		1.0
CLEAR WATER CORPORATION	6100103	NOBLE		CONS		1000		
NOBLE WATER CO.	6100303	NOBLE		CONS		1195		
NOBLE WATER COMPANY	6100203	NOBLE		CONS		580		
TOTAL POPULATION SERVED BY SOURCE WATER SYSTEM - - - - -						6575		
CAMBRIDGE	3000111	GUERNSEY	Acid	ADJ	11/70	17500		1.0
GUERNSEY CO SAN DIST 6	3000603	GUERNSEY		CONS		5800		
WESTERN GUERNSEY SERV CO	3001103	GUERNSEY		CONS		1800		
TOTAL POPULATION SERVED BY SOURCE WATER SYSTEM - - - - -						25100		
CAMPBELL	5000411	MAHONING	Acid	ADJ	01/74	9997		1.0
TOTAL POPULATION SERVED BY SOURCE WATER SYSTEM - - - - -						9997		
CANAAN	4900112	MADISON		NATL		387	1.4	
TOTAL POPULATION SERVED BY SOURCE WATER SYSTEM - - - - -						387		
CANAL FULTON	7600912	STARK	OTHER	ADJ	00/91	4157		1.0
TOTAL POPULATION SERVED BY SOURCE WATER SYSTEM - - - - -						4157		
CANTON NE	7601012	STARK	Acid	ADJ	03/84	40000		1.0
EAST CANTON	7601503	STARK		CONS		1800		
TOTAL POPULATION SERVED BY SOURCE WATER SYSTEM - - - - -						41800		
CANTON NW	7601022	STARK	Acid	ADJ	03/84	30000		1.0
TOTAL POPULATION SERVED BY SOURCE WATER SYSTEM - - - - -						30000		
CANTON SUGARCREEK	7601032	STARK	Acid	ADJ	03/84	62700		1.0
TOTAL POPULATION SERVED BY SOURCE WATER SYSTEM - - - - -						62700		

POPULATION SERVED FLUORIDATED DRINKING WATER BY SOURCE SYSTEM,
CONSECUTIVE SYSTEM, AND COUNTY WITHIN STATE (AS OF 12/31/92)

OHIO

WATER SYSTEMS AND CONSECUTIVE SYSTEMS SERVED	EPA ID NO	COUNTY	CHEM USED	STATUS	FLUOR START DATE	POP SERVED	NATURAL SYSTEMS NAT LEVEL	OPT LEVEL
CARDINGTON	5900112	MORROW			NATL	1665	1.3	
TOTAL POPULATION SERVED BY SOURCE WATER SYSTEM - - - - -						1665		
CARROLL	2300312	FAIRFIELD			NATL	800	1.4	
TOTAL POPULATION SERVED BY SOURCE WATER SYSTEM - - - - -						800		
CARROLLTON	1000012	CARROLL	Acid	ADJ	09/74	3042		1.0
TOTAL POPULATION SERVED BY SOURCE WATER SYSTEM - - - - -						3042		
CATALPA GROVE MHP	5700512	MONTGOMERY			NATL	51	1.1	
TOTAL POPULATION SERVED BY SOURCE WATER SYSTEM - - - - -						51		
CATALPA GROVE MHP	7201412	SANDUSKY			NATL	32	1.2	
TOTAL POPULATION SERVED BY SOURCE WATER SYSTEM - - - - -						32		
CATAWBA	1200312	CLARK			NATL	268	1.0	
TOTAL POPULATION SERVED BY SOURCE WATER SYSTEM - - - - -						268		
CEDAR SPRINGS CORE CENTER	6800212	PREBLE			NATL	200	0.9	
TOTAL POPULATION SERVED BY SOURCE WATER SYSTEM - - - - -						200		
CEDARVILLE	2900311	GREENE	Acid	ADJ	09/81	3210		1.0
TOTAL POPULATION SERVED BY SOURCE WATER SYSTEM - - - - -						3210		
CENTERBURG	4200012	KNOX			NATL	1350	1.6	
TOTAL POPULATION SERVED BY SOURCE WATER SYSTEM - - - - -						1350		
CHARDON	2800412	GEAUGA	Acid	ADJ	04/84	4200		1.0
TOTAL POPULATION SERVED BY SOURCE WATER SYSTEM - - - - -						4200		
CHATEAU ESTATES MHP	1200412	CLARK			NATL	600	1.3	
TOTAL POPULATION SERVED BY SOURCE WATER SYSTEM - - - - -						600		
CHERRY KNOLL MHP	7201512	SANDUSKY			NATL	100	1.5	
TOTAL POPULATION SERVED BY SOURCE WATER SYSTEM - - - - -						100		

POPULATION SERVED FLUORIDATED DRINKING WATER BY SOURCE SYSTEM,
CONSECUTIVE SYSTEM, AND COUNTY WITHIN STATE (AS OF 12/31/92)

OHIO

WATER SYSTEMS AND CONSECUTIVE SYSTEMS SERVED	EPA ID NO	COUNTY	CHEM USED	STATUS	FLUOR START DATE	POP SERVED	NATURAL NAT LEVEL	SYSTEMS OPT LEVEL
CHILLICOTHE	7100112	ROSS	Acid	ADJ	12/69	21193		1.0
TOTAL POPULATION SERVED BY SOURCE WATER SYSTEM - - - - -						21193		
CHOCTAW UTILITIES INC	4900212	MADISON		NATL		1300	1.3	
TOTAL POPULATION SERVED BY SOURCE WATER SYSTEM - - - - -						1300		
CHRISTIANBURG	1100112	CHAMPAIGN		NATL		599	1.1	
TOTAL POPULATION SERVED BY SOURCE WATER SYSTEM - - - - -						599		
CHRISTOPHER N'BROOK MHP	7501012	SHELBY		NATL		210	1.0	
TOTAL POPULATION SERVED BY SOURCE WATER SYSTEM - - - - -						210		
CINCINNATI-BOLTON	3100422	HAMILTON	Acid	ADJ	01/79	92500		1.0
NORWOOD	3101703	HAMILTON		CONS		26000		
TOTAL POPULATION SERVED BY SOURCE WATER SYSTEM - - - - -						118500		
CINCINNATI-CALIFORNIA	3100411	HAMILTON	Acid	ADJ	01/79	669500		1.0
ARLINGTON HEIGHTS	3100203	HAMILTON		CONS		1200		
BUTLER CO-PORT UNION	0903403	BUTLER		CONS		800		
WARREN CO-SOCIALVILLE	8302103	WARREN		CONS		930		
TOTAL POPULATION SERVED BY SOURCE WATER SYSTEM - - - - -						672430		
CIRCLEVILLE	6500412	PICKAWAY	Acid	ADJ	11/72	13000		1.0
TOTAL POPULATION SERVED BY SOURCE WATER SYSTEM - - - - -						13000		
CLARK CO NORTHRIDGE SWD 1	1201003	CLARK	Acid	ADJ	02/79	8700		1.0
TOTAL POPULATION SERVED BY SOURCE WATER SYSTEM - - - - -						8700		
CLARK CO-PARK LAYNE	1201112	CLARK	Acid	ADJ	10/82	6400		1.0
TOTAL POPULATION SERVED BY SOURCE WATER SYSTEM - - - - -						6400		
CLARKSBURG	7100212	ROSS		NATL		482	2.2	
TOTAL POPULATION SERVED BY SOURCE WATER SYSTEM - - - - -						482		
CLERMONT CO MGS SUB DIST	1300422	CLERMONT	Acid	ADJ	04/76	14900		1.0
TOTAL POPULATION SERVED BY SOURCE WATER SYSTEM - - - - -						14900		
CLERMONT CO PUB SUB DIST	1300412	CLERMONT	Acid	ADJ	04/76	81600		1.0
TOTAL POPULATION SERVED BY SOURCE WATER SYSTEM - - - - -						81600		

POPULATION SERVED FLUORIDATED DRINKING WATER BY SOURCE SYSTEM,
CONSECUTIVE SYSTEM, AND COUNTY WITHIN STATE (AS OF 12/31/92)

OHIO

WATER SYSTEMS AND CONSECUTIVE SYSTEMS SERVED	EPA ID NO	COUNTY	CHEM USED	STATUS	FLUOR START DATE	POP SERVED	NATURAL SYSTEMS NAT LEVEL	OPT LEVEL
CLEVELAND-BALDWIN	1800311	CUYAHOGA	NaSiF6	ADJ	07/56	567680		1.0
BEDFORD	1800003	CUYAHOGA		CONS		14800		
CLEVELAND HEIGHTS	1800403	CUYAHOGA		CONS		53500		
EAST CLEVELAND	1800503	CUYAHOGA		CONS		36000		
GEAUGA CO-BAINBRIDGE	2904311	GEAUGA		CONS		2100		
LAKEWOOD	1801003	CUYAHOGA		CONS		58000		
TOTAL POPULATION SERVED BY SOURCE WATER SYSTEM - - - - -						732080		
CLEVELAND-CROWN	1800321	CUYAHOGA	NaSiF6	ADJ	07/56	172000		1.0
TOTAL POPULATION SERVED BY SOURCE WATER SYSTEM - - - - -						172000		
CLEVELAND-MORGAN	1800331	CUYAHOGA	NaSiF6	ADJ	07/56	378400		1.0
TOTAL POPULATION SERVED BY SOURCE WATER SYSTEM - - - - -						378400		
CLEVELAND-NOTTINGHAM	1800341	CUYAHOGA	NaSiF6	ADJ	07/56	344160		1.0
TOTAL POPULATION SERVED BY SOURCE WATER SYSTEM - - - - -						344160		
CLUB ISLAND ASSN INC	5402012	MERCER		NATL		40	1.4	
TOTAL POPULATION SERVED BY SOURCE WATER SYSTEM - - - - -						40		
CLYDE	7200211	SANDUSKY	Acid	ADJ	12/73	5900		1.0
TOTAL POPULATION SERVED BY SOURCE WATER SYSTEM - - - - -						5900		
COBLE VILLAGE MOBILE PARK	3900112	HURON		NATL		135	0.8	
TOTAL POPULATION SERVED BY SOURCE WATER SYSTEM - - - - -						135		
COLDWATER	5400112	MERCER		NATL		4335	1.4	
TOTAL POPULATION SERVED BY SOURCE WATER SYSTEM - - - - -						4335		
COLONIAL MOBILE ESTATES	4601812	LOGAN		NATL		60	1.1	
TOTAL POPULATION SERVED BY SOURCE WATER SYSTEM - - - - -						60		
COLONIAL VILLA EST MHP	5000612	MAHONING		NATL		370	1.0	
TOTAL POPULATION SERVED BY SOURCE WATER SYSTEM - - - - -						370		
COLONY PARK MHP	0200312	ALLEN		NATL		417	1.1	
TOTAL POPULATION SERVED BY SOURCE WATER SYSTEM - - - - -						417		

POPULATION SERVED FLUORIDATED DRINKING WATER BY SOURCE SYSTEM,
CONSECUTIVE SYSTEM, AND COUNTY WITHIN STATE (AS OF 12/31/92)

OHIO

WATER SYSTEMS AND CONSECUTIVE SYSTEMS SERVED	EPA ID NO	COUNTY	CHEM USED	STATUS	FLUOR START DATE	POP SERVED	NATURAL SYSTEMS NAT LEVEL	OPT LEVEL
COLUMBIANA	1500312	COLUMBIANA	Acid	ADJ	12/73	4961		1.0
TOTAL POPULATION SERVED BY SOURCE WATER SYSTEM - - - - -						4961		
COLUMBUS GROVE	6900112	PUTNAM		NATL		2312		1.0
TOTAL POPULATION SERVED BY SOURCE WATER SYSTEM - - - - -						2312		
COLUMBUS-DUBLIN ROAD BEXLEY	2500411 2500103	FRANKLIN FRANKLIN	Acid	ADJ CONS	01/73	201840 13900		1.0
TOTAL POPULATION SERVED BY SOURCE WATER SYSTEM - - - - -						215740		
COLUMBUS-HAP CREMEAN FRANKLIN CO SAN DIST 4 GAHANNA REYNOLDSBURG	2500421 2501003 2501303 2503203	FRANKLIN FRANKLIN FRANKLIN FRANKLIN	Acid	ADJ CONS CONS CONS	01/73	320000 11200 25000 25415		1.0
TOTAL POPULATION SERVED BY SOURCE WATER SYSTEM - - - - -						381615		
COLUMBUS-PARSONS	2500442	FRANKLIN	Acid	ADJ	01/84	150000		1.0
TOTAL POPULATION SERVED BY SOURCE WATER SYSTEM - - - - -						150000		
COMMUNITY GARDENS MHP	2500512	FRANKLIN		NATL		116		0.9
TOTAL POPULATION SERVED BY SOURCE WATER SYSTEM - - - - -						116		
CONNEAUT	0400411	ASHTABULA	Acid	ADJ	11/76	13500		1.0
TOTAL POPULATION SERVED BY SOURCE WATER SYSTEM - - - - -						13500		
CONRAD'S MHP	8100012	VAN WERT		NATL		275		1.1
TOTAL POPULATION SERVED BY SOURCE WATER SYSTEM - - - - -						275		
CONTINENTAL	6900212	PUTNAM		NATL		1350		2.1
TOTAL POPULATION SERVED BY SOURCE WATER SYSTEM - - - - -						1350		
CONVOY	8100112	VAN WERT		NATL		1140		1.1
TOTAL POPULATION SERVED BY SOURCE WATER SYSTEM - - - - -						1140		
CORDLES MHP	4900312	MADISON		NATL		60		2.0
TOTAL POPULATION SERVED BY SOURCE WATER SYSTEM - - - - -						60		

POPULATION SERVED FLUORIDATED DRINKING WATER BY SOURCE SYSTEM,
CONSECUTIVE SYSTEM, AND COUNTY WITHIN STATE (AS OF 12/31/92)

OHIO

WATER SYSTEMS AND CONSECUTIVE SYSTEMS SERVED	EPA ID NO	COUNTY	CHEM USED	STATUS	FLUOR START DATE	POP SERVED	NATURAL SYSTEMS NAT LEVEL	OPT LEVEL
CORTLAND	7800512	TRUMBULL	Acid	ADJ	05/83	6000		1.0
TOTAL POPULATION SERVED BY SOURCE WATER SYSTEM - - - - -						6000		
COSHOCTON	1600012	COSHOCTON	NaSiF6	ADJ	10/74	15000		1.0
TOTAL POPULATION SERVED BY SOURCE WATER SYSTEM - - - - -						15000		
COUNTRY ACRES GOLF CLUB	6901412	PUTNAM			NATL	100	1.3	
TOTAL POPULATION SERVED BY SOURCE WATER SYSTEM - - - - -						100		
COUNTRY HAVEN MHP	1201412	CLARK			NATL	200	1.6	
TOTAL POPULATION SERVED BY SOURCE WATER SYSTEM - - - - -						200		
COUNTRY MEADOWS CONDO	5500012	MIAMI			NATL	65	1.2	
TOTAL POPULATION SERVED BY SOURCE WATER SYSTEM - - - - -						65		
COUNTRY PINES ESTATES	2000812	DEFIANCE			NATL	72	1.3	
TOTAL POPULATION SERVED BY SOURCE WATER SYSTEM - - - - -						72		
COUNTRY SIDE MHP	2500612	FRANKLIN			NATL	180	1.4	
TOTAL POPULATION SERVED BY SOURCE WATER SYSTEM - - - - -						180		
COUNTRY WOOD ESTATES MHP	7100512	ROSS			NATL	138	1.2	
TOTAL POPULATION SERVED BY SOURCE WATER SYSTEM - - - - -						138		
COUNTY VIEW APARTMENT	2400412	FAYETTE			NATL	144	1.3	
TOTAL POPULATION SERVED BY SOURCE WATER SYSTEM - - - - -						144		
COUNTY VIEW APARTMENTS	2401212	FAYETTE			NATL	48	1.3	
TOTAL POPULATION SERVED BY SOURCE WATER SYSTEM - - - - -						48		
CRIDERSVILLE	0600212	AUGLAIZE			NATL	2500	1.5	
TOTAL POPULATION SERVED BY SOURCE WATER SYSTEM - - - - -						2500		
CROOKSVILLE	6400111	PERRY	Acid	ADJ	06/85	3000		1.0
TOTAL POPULATION SERVED BY SOURCE WATER SYSTEM - - - - -						3000		
CUYAHOGA FALLS	7701012	SUMMIT	Acid	ADJ	01/84	48000		1.0

POPULATION SERVED FLUORIDATED DRINKING WATER BY SOURCE SYSTEM,
CONSECUTIVE SYSTEM, AND COUNTY WITHIN STATE (AS OF 12/31/92)

OHIO

WATER SYSTEMS AND CONSECUTIVE SYSTEMS SERVED	EPA ID NO	COUNTY	CHEM USED	STATUS	FLUOR START DATE	POP SERVED	NATURAL SYSTEMS NAT' OPT LEVEL LEVEL
MUNROE FALLS	7702703	SUMMIT		CONS		5300	
SILVER LAKE	7704303	SUMMIT		CONS		3000	
TOTAL POPULATION SERVED BY SOURCE WATER SYSTEM - - - - -						56300	
DARBY CREST WATER ASSN	4900412	MADISON		NATL		135	1.0
TOTAL POPULATION SERVED BY SOURCE WATER SYSTEM - - - - -						135	
DAYTON-MIAMI	5700712	MONTGOMERY	Acid	ADJ	03/77	67000	1.0
MONTGOMERY CO-WATER SYSTEM #2	5701503	MONTGOMERY		CONS		109000	
VANDALIA	5702603	MONTGOMERY		CONS		15000	
TOTAL POPULATION SERVED BY SOURCE WATER SYSTEM - - - - -						191000	
DAYTON-OTTAWA	5700722	MONTGOMERY	Acid	ADJ	03/77	115000	1.0
BROOKVILLE	5700203	MONTGOMERY		CONS		4300	
GREENE CO GRANGEVIEW CON	2900803	GREENE		CONS		1686	
MONTGOMERY CO-WATER SYSTEM #1	5701315	MONTGOMERY		CONS		150000	
TROTWOOD	5702403	MONTGOMERY		CONS		8100	
TOTAL POPULATION SERVED BY SOURCE WATER SYSTEM - - - - -						279086	
DEFIANCE	2000111	DEFIANCE	NaSiF6	ADJ	04/64	17000	1.0
AYERSVILLE	2000903	DEFIANCE		CONS		925	
BRUNERSBURG WATER DIST	2001103	DEFIANCE		CONS		354	
CHRISTI-MEADOWS SUBDIVISION	2001003	DEFIANCE		CONS		265	
TOTAL POPULATION SERVED BY SOURCE WATER SYSTEM - - - - -						18544	
DEGRAFF	4600512	LOGAN		NATL		1376	0.9
TOTAL POPULATION SERVED BY SOURCE WATER SYSTEM - - - - -						1376	
DEL-CO WATER CO, OLENTANGY	2100211	DELAWARE	Acid	ADJ	01/74	11000	1.0
TOTAL POPULATION SERVED BY SOURCE WATER SYSTEM - - - - -						11000	
DEL-CO WATER CO. ALUM CREEK	2100221	DELAWARE	OTHER	ADJ	00/86	12500	1.0
TOTAL POPULATION SERVED BY SOURCE WATER SYSTEM - - - - -						12500	
DELPHOS	0200412	ALLEN		NATL		7093	1.4
TOTAL POPULATION SERVED BY SOURCE WATER SYSTEM - - - - -						7093	
DELTA	2600311	FULTON	Acid	ADJ	05/88	3160	1.0
TOTAL POPULATION SERVED BY SOURCE WATER SYSTEM - - - - -						3160	

POPULATION SERVED FLUORIDATED DRINKING WATER BY SOURCE SYSTEM,
CONSECUTIVE SYSTEM, AND COUNTY WITHIN STATE (AS OF 12/31/92)

OHIO

WATER SYSTEMS AND CONSECUTIVE SYSTEMS SERVED	EPA ID NO	COUNTY	CHEM USED	STATUS	FLUOR START DATE	POP SERVED	NATURAL SYSTEMS NAT LEVEL	OPT LEVEL
DELUXE MHP	8703712	WOOD			NATL	242	1.7	
TOTAL POPULATION SERVED BY SOURCE WATER SYSTEM - - - - -						242		
DESHLER	3500112	HENRY			NATL	1788	1.6	
TOTAL POPULATION SERVED BY SOURCE WATER SYSTEM - - - - -						1788		
DOROTHY LOVE RETIREMENT HOME	7500712	SHELBY			NATL	220	1.5	
TOTAL POPULATION SERVED BY SOURCE WATER SYSTEM - - - - -						220		
DOT-MAR MOBILE HOME PARK	6500712	PICKAWAY			NATL	50	2.2	
TOTAL POPULATION SERVED BY SOURCE WATER SYSTEM - - - - -						50		
DOVE NURSING FACILITY	7901012	TUSCARAWAS			NATL	41	1.6	
TOTAL POPULATION SERVED BY SOURCE WATER SYSTEM - - - - -						41		
DUNKIRK	3300212	HARDIN			NATL	858	1.6	
TOTAL POPULATION SERVED BY SOURCE WATER SYSTEM - - - - -						858		
EARNHART HILL WD	6500812	PICKAWAY	Acid	ADJ	10/84	5000		1.0
TOTAL POPULATION SERVED BY SOURCE WATER SYSTEM - - - - -						5000		
EAST LIVERPOOL	1500811	COLUMBIANA	NaSiF6	ADJ	12/81	13400		1.0
COLUMBIANA CO WD 2	1500503	COLUMBIANA		CONS		3950		
TOTAL POPULATION SERVED BY SOURCE WATER SYSTEM - - - - -						17350		
EAST MUSKINGUM WA	6000412	MUSKINGUM	Acid	ADJ	11/82	6300		1.0
TOTAL POPULATION SERVED BY SOURCE WATER SYSTEM - - - - -						6300		
EAST PALESTINE	1500912	COLUMBIANA	Acid	ADJ	08/72	5168		1.0
TOTAL POPULATION SERVED BY SOURCE WATER SYSTEM - - - - -						5168		
EATON BLACK WTP	6800422	PREBLE			NATL	4725	0.8	
TOTAL POPULATION SERVED BY SOURCE WATER SYSTEM - - - - -						4725		
EATON/WTP NO. 1	6800412	PREBLE			NATL	2775	1.0	
TOTAL POPULATION SERVED BY SOURCE WATER SYSTEM - - - - -						2775		

POPULATION SERVED FLUORIDATED DRINKING WATER BY SOURCE SYSTEM,
CONSECUTIVE SYSTEM, AND COUNTY WITHIN STATE (AS OF 12/31/92)

OHIO

WATER SYSTEMS AND CONSECUTIVE SYSTEMS SERVED	EPA ID NO	COUNTY	CHEM USED	STATUS	FLUOR START DATE	POP SERVED	NATURAL SYSTEMS NAT LEVEL	OPT LEVEL
EDGEWATER ESTATES MHP	2200112	ERIE		NATL		86	1.3	
TOTAL POPULATION SERVED BY SOURCE WATER SYSTEM - - - - -						86		
EDON	8600512	WILLIAMS		NATL		890	0.9	
TOTAL POPULATION SERVED BY SOURCE WATER SYSTEM - - - - -						890		
ELDORADO	6800512	PREBLE		NATL		550	1.3	
TOTAL POPULATION SERVED BY SOURCE WATER SYSTEM - - - - -						550		
ELMORE	6200712	OTTAWA		NATL		1275	1.8	
TOTAL POPULATION SERVED BY SOURCE WATER SYSTEM - - - - -						1275		
ELYRIA	4700411	LORAIN	NaSiF6	ADJ	05/54	56746		1.0
AMHERST	4700003	LORAIN		CONS		10644		
ERIE-HURON CO RWA	3902403	HURON		CONS		2899		
NORTH RIDGEVILLE	4700803	LORAIN		CONS		21500		
TOTAL POPULATION SERVED BY SOURCE WATER SYSTEM - - - - -						91789		
EMERALD ESTATES MHP	7200612	SANDUSKY		NATL		120	1.2	
TOTAL POPULATION SERVED BY SOURCE WATER SYSTEM - - - - -						120		
ENGLEWOOD	5700812	MONTGOMERY	Acid	ADJ	01/73	12500		1.0
TOTAL POPULATION SERVED BY SOURCE WATER SYSTEM - - - - -						12500		
ENGLEWOOD MANOR APTS	7601712	STARK		NATL		125	0.9	
TOTAL POPULATION SERVED BY SOURCE WATER SYSTEM - - - - -						125		
ENON	1201812	CLARK	Acid	ADJ	10/84	2597		1.0
CLARK CO GREEN MEADOWS #1	1200603	CLARK		CONS		2224		
CLARK CO GREEN MEADOWS #2	1200703	CLARK		CONS		1640		
TOTAL POPULATION SERVED BY SOURCE WATER SYSTEM - - - - -						6461		
FAIRBORN-SANDHILL PLANT	2900612	GREENE	Acid	ADJ	05/86	32000		1.0
TOTAL POPULATION SERVED BY SOURCE WATER SYSTEM - - - - -						32000		
FAIRFIELD CO WATER DIST	2301912	FAIRFIELD	Acid	ADJ	10/84	4100		1.0
MINGO ESTATES WATER SYSTEM	2301603	FAIRFIELD		CONS		1100		
TOTAL POPULATION SERVED BY SOURCE WATER SYSTEM - - - - -						5200		

POPULATION SERVED FLUORIDATED DRINKING WATER BY SOURCE SYSTEM,
CONSECUTIVE SYSTEM, AND COUNTY WITHIN STATE (AS OF 12/31/92)

OHIO

WATER SYSTEMS AND CONSECUTIVE SYSTEMS SERVED	EPA ID NO	COUNTY	CHEM USED	STATUS	FLUOR START DATE	POP SERVED	NATURAL NAT LEVEL	SYSTEMS OPT LEVEL
FAIRFIELD-LIME SODA PLANT	0900715	BUTLER	Acid	ADJ	10/70	35000		1.0
TOTAL POPULATION SERVED BY SOURCE WATER SYSTEM - - - - -						35000		
FAIRPORT HARBOR	4300411	LAKE	Acid	ADJ	10/64	2900		1.0
TOTAL POPULATION SERVED BY SOURCE WATER SYSTEM - - - - -						2900		
FARMERSVILLE	5700912	MONTGOMERY		NATL		940	0.9	
TOTAL POPULATION SERVED BY SOURCE WATER SYSTEM - - - - -						940		
FAYETTE	2600412	FULTON	NaF	ADJ	01/83	1252		1.0
TOTAL POPULATION SERVED BY SOURCE WATER SYSTEM - - - - -						1252		
FAYETTE CO-CULPEPPER SUBD	2400112	FAYETTE		NATL		250	1.8	
TOTAL POPULATION SERVED BY SOURCE WATER SYSTEM - - - - -						250		
FINDLAY	3200111	HANCOCK	Acid	ADJ	04/57	40000		1.0
TOTAL POPULATION SERVED BY SOURCE WATER SYSTEM - - - - -						40000		
FIVE COUNTY JUVENILE CENTER	8000112	UNION		NATL		51	1.5	
TOTAL POPULATION SERVED BY SOURCE WATER SYSTEM - - - - -						51		
FLAT ROCK CHILDREN'S HOME	7400312	SENECA		NATL		95	1.1	
TOTAL POPULATION SERVED BY SOURCE WATER SYSTEM - - - - -						95		
FLETCHER	5500412	MIAMI		NATL		515	1.5	
TOTAL POPULATION SERVED BY SOURCE WATER SYSTEM - - - - -						515		
FOREST MHP	2601312	FULTON		NATL		110	0.0	
TOTAL POPULATION SERVED BY SOURCE WATER SYSTEM - - - - -						110		
FORT LARAMIE	7500312	SHELBY		NATL		1108	1.4	
TOTAL POPULATION SERVED BY SOURCE WATER SYSTEM - - - - -						1108		
FORT RECOVERY	5400212	MERCER		NATL		1373	0.9	
TOTAL POPULATION SERVED BY SOURCE WATER SYSTEM - - - - -						1373		
FOSTORIA	7400411	SENECA	Acid	ADJ	02/74	15062		1.0
TOTAL POPULATION SERVED BY SOURCE WATER SYSTEM - - - - -						15062		

POPULATION SERVED FLUORIDATED DRINKING WATER BY SOURCE SYSTEM,
CONSECUTIVE SYSTEM, AND COUNTY WITHIN STATE (AS OF 12/31/92)

OHIO

WATER SYSTEMS AND CONSECUTIVE SYSTEMS SERVED	EPA ID NO	COUNTY	CHEM USED	STATUS	FLUOR START DATE	POP SERVED	NATURAL SYSTEMS NAT LEVEL	OPT LEVEL
FOWLER MOBILE HOMES	7801012	TRUMBULL			NATL	55	1.2	
TOTAL POPULATION SERVED BY SOURCE WATER SYSTEM - - - - -						55		
FOXLAIR FARMS MHP	6502512	PICKAWAY			NATL	355	2.2	
TOTAL POPULATION SERVED BY SOURCE WATER SYSTEM - - - - -						355		
FRAIL WATER COMPANY	0200612	ALLEN			NATL	160	1.6	
TOTAL POPULATION SERVED BY SOURCE WATER SYSTEM - - - - -						160		
FRANKLIN WARREN CO-FRANKLIN AREA	8300412 8301603	WARREN WARREN	Acid	ADJ CONS	06/72	10500 2000		1.0
TOTAL POPULATION SERVED BY SOURCE WATER SYSTEM - - - - -						12500		
FRANKLIN COUNTY VILLAGE PARK	2501212	FRANKLIN			NATL	900	0.0	
TOTAL POPULATION SERVED BY SOURCE WATER SYSTEM - - - - -						900		
FREMONT	7200311	SANDUSKY	Acid	ADJ	06/71	20500		1.0
TOTAL POPULATION SERVED BY SOURCE WATER SYSTEM - - - - -						20500		
GALLIA CO RURAL WATER VINTON	2700012 2700403	GALLIA GALLIA	Acid	ADJ CONS	06/76	18000 500		1.0
TOTAL POPULATION SERVED BY SOURCE WATER SYSTEM - - - - -						18500		
GALLIPOLIS	2700112	GALLIA	Acid	ADJ	11/65	9000		1.0
TOTAL POPULATION SERVED BY SOURCE WATER SYSTEM - - - - -						9000		
GERMANTOWN	5701012	MONTGOMERY	Acid	ADJ	05/86	5015		1.0
TOTAL POPULATION SERVED BY SOURCE WATER SYSTEM - - - - -						5015		
GETTYSBURG	1900512	DARKE			NATL	555	0.8	
TOTAL POPULATION SERVED BY SOURCE WATER SYSTEM - - - - -						555		
GIBSONBURG	7200412	SANDUSKY			NATL	2600	1.1	
TOTAL POPULATION SERVED BY SOURCE WATER SYSTEM - - - - -						2600		
GLENDALE	3100712	HAMILTON	Acid	ADJ	12/52	2500		1.0
TOTAL POPULATION SERVED BY SOURCE WATER SYSTEM - - - - -						2500		

POPULATION SERVED FLUORIDATED DRINKING WATER BY SOURCE SYSTEM,
CONSECUTIVE SYSTEM, AND COUNTY WITHIN STATE (AS OF 12/31/92)

OHIO

WATER SYSTEMS AND CONSECUTIVE SYSTEMS SERVED	EPA ID NO	COUNTY	CHEM USED	STATUS	FLUOR START DATE	POP SERVED	NATURAL SYSTEMS NAT LEVEL	OPT LEVEL
GNADENHUTTEN	7900512	TUSCARAWAS	Acid	ADJ	11/88	1288		1.0
TOTAL POPULATION SERVED BY SOURCE WATER SYSTEM - - - - -						1288		
GRAFTON	4700511	LORAIN	Acid	ADJ	03/82	2800		1.0
TOTAL POPULATION SERVED BY SOURCE WATER SYSTEM - - - - -						2800		
GRAND LAKE MHP	5400312	MERCER		NATL		125	1.4	
TOTAL POPULATION SERVED BY SOURCE WATER SYSTEM - - - - -						125		
GRAND RAPIDS	8700711	WOOD	NaF	ADJ	11/82	1200		1.0
TOTAL POPULATION SERVED BY SOURCE WATER SYSTEM - - - - -						1200		
GRANDVIEW HTS CIVIC ASSOC	1100412	CHAMPAIGN		NATL		120	0.8	
TOTAL POPULATION SERVED BY SOURCE WATER SYSTEM - - - - -						120		
GRANVILLE	4500612	LICKING	Acid	ADJ	12/71	6800		1.0
ALEXANDRIA	4504203	LICKING		CONS		530		
TOTAL POPULATION SERVED BY SOURCE WATER SYSTEM - - - - -						7330		
GRATIS	6800612	PREBLE		NATL		950	0.9	
TOTAL POPULATION SERVED BY SOURCE WATER SYSTEM - - - - -						950		
GREEN MEADOW TRAILER COURT	3200812	HANCOCK		NATL		45	1.7	
TOTAL POPULATION SERVED BY SOURCE WATER SYSTEM - - - - -						45		
GREEN MEADOWS MHP	4500712	LICKING		NATL		80	1.0	
TOTAL POPULATION SERVED BY SOURCE WATER SYSTEM - - - - -						80		
GREEN MEADOWS MHP	4901812	MADISON		NATL		1100	1.3	
TOTAL POPULATION SERVED BY SOURCE WATER SYSTEM - - - - -						1100		
GREEN SPRINGS	7400512	SENECA		NATL		1500	0.9	
TOTAL POPULATION SERVED BY SOURCE WATER SYSTEM - - - - -						1500		
GREEN VALLEY MHP	6201212	OTTAWA		NATL		55	2.0	
TOTAL POPULATION SERVED BY SOURCE WATER SYSTEM - - - - -						55		

POPULATION SERVED FLUORIDATED DRINKING WATER BY SOURCE SYSTEM,
CONSECUTIVE SYSTEM, AND COUNTY WITHIN STATE (AS OF 12/31/92)

OHIO

WATER SYSTEMS AND CONSECUTIVE SYSTEMS SERVED	EPA ID NO	COUNTY	CHEM USED	STATUS	FLUOR START DATE	POP SERVED	NATURAL SYSTEMS NAT LEVEL	OPT LEVEL
GREENE CO NORTH BEAVERCREEK	2903512	GREENE	Acid	ADJ	11/81	11667		1.0
TOTAL POPULATION SERVED BY SOURCE WATER SYSTEM - - - - -						11667		
GREENE CO. SOUTH BEAVERCREEK	2902112	GREENE	Acid	ADJ	12/86	8024		1.0
TOTAL POPULATION SERVED BY SOURCE WATER SYSTEM - - - - -						8024		
GREENLAWN CONDOMINIUMS	1204912	CLARK		NATL		193	1.1	
TOTAL POPULATION SERVED BY SOURCE WATER SYSTEM - - - - -						193		
GREENTREE MOBILE HOME PARK	4900512	MADISON		NATL		120	1.1	
TOTAL POPULATION SERVED BY SOURCE WATER SYSTEM - - - - -						120		
GREENWOOD MHP	6201312	OTTAWA		NATL		150	1.2	
TOTAL POPULATION SERVED BY SOURCE WATER SYSTEM - - - - -						150		
HAMILTON-NORTH PLANT	0901012	BUTLER	NaSiF6	ADJ	12/53	9600		1.0
TOTAL POPULATION SERVED BY SOURCE WATER SYSTEM - - - - -						9600		
HAMILTON-SOUTH PLANT	0901022	BUTLER	NaSiF6	ADJ	12/53	50400		1.0
BUTLER CO SWR DIST 2	0900303	BUTLER		CONS		56000		
TOTAL POPULATION SERVED BY SOURCE WATER SYSTEM - - - - -						106400		
HAMLER	3500312	HENRY		NATL		700	2.4	
TOTAL POPULATION SERVED BY SOURCE WATER SYSTEM - - - - -						700		
HARDIN COUNTY HOME	3300512	HARDIN		NATL		179	1.9	
TOTAL POPULATION SERVED BY SOURCE WATER SYSTEM - - - - -						179		
HARRISON	3100812	HAMILTON	Acid	ADJ	09/84	7800		1.0
HARRISON TWP WATER CORP	3100903	HAMILTON		CONS		1080		
WEST HARRISON, IN	5215011	DEARBORN, IN		CONS		0		
TOTAL POPULATION SERVED BY SOURCE WATER SYSTEM - - - - -						8880		
HAYDEN HTS MHP	2501612	FRANKLIN		NATL		240	1.5	
TOTAL POPULATION SERVED BY SOURCE WATER SYSTEM - - - - -						240		

POPULATION SERVED FLUORIDATED DRINKING WATER BY SOURCE SYSTEM,
CONSECUTIVE SYSTEM, AND COUNTY WITHIN STATE (AS OF 12/31/92)

OHIO

WATER SYSTEMS AND CONSECUTIVE SYSTEMS SERVED	EPA ID NO	COUNTY	CHEM USED	STATUS	FLUOR START DATE	POP SERVED	NATURAL NAT LEVEL	SYSTEMS OPT LEVEL
HEARTLAND OF INDIAN LAKE N CEN	4601112	LOGAN			NATL	175	1.6	
TOTAL POPULATION SERVED BY SOURCE WATER SYSTEM - - - - -						175		
HEARTLAND OF INDIAN LAKE RE	4602612	LOGAN			NATL	65	1.6	
TOTAL POPULATION SERVED BY SOURCE WATER SYSTEM - - - - -						65		
HEATH	4500912	LICKING	NaSiF6	ADJ	02/71	8000		1.0
TOTAL POPULATION SERVED BY SOURCE WATER SYSTEM - - - - -						8000		
HEBRON	4501012	LICKING	Acid	ADJ	12/82	2200		1.0
TOTAL POPULATION SERVED BY SOURCE WATER SYSTEM - - - - -						2200		
HECLA WTR ASSOC	4401612	LAWRENCE	Acid	ADJ	06/83	19477		1.0
TOTAL POPULATION SERVED BY SOURCE WATER SYSTEM - - - - -						19477		
HICKSVILLE	2000212	DEFIANCE			NATL	3650	1.2	
TOTAL POPULATION SERVED BY SOURCE WATER SYSTEM - - - - -						3650		
HIDDEN VALLEY MHP	7500412	SHELBY			NATL	100	1.1	
TOTAL POPULATION SERVED BY SOURCE WATER SYSTEM - - - - -						100		
HIGHLAND CO WATER CO	3600514	HIGHLAND	Acid	ADJ	09/71	22744		1.0
TOTAL POPULATION SERVED BY SOURCE WATER SYSTEM - - - - -						22744		
HILLCREST ESTATES MHP	3301212	HARDIN			NATL	41	1.8	
TOTAL POPULATION SERVED BY SOURCE WATER SYSTEM - - - - -						41		
HILLCREST MANOR NURSING HOME	2400312				NATL	35	1.1	
TOTAL POPULATION SERVED BY SOURCE WATER SYSTEM - - - - -						35		
HILLSBORO	3600614	HIGHLAND	Acid	ADJ	06/74	6235		1.0
TOTAL POPULATION SERVED BY SOURCE WATER SYSTEM - - - - -						6235		
HILLVIEW MANOR MHP	7202712	SANDUSKY			NATL	45	1.3	
TOTAL POPULATION SERVED BY SOURCE WATER SYSTEM - - - - -						45		
HIRAM	6701612	PORTAGE	OTHER	ADJ	12/86	1500		1.0
TOTAL POPULATION SERVED BY SOURCE WATER SYSTEM - - - - -						1500		

POPULATION SERVED FLUORIDATED DRINKING WATER BY SOURCE SYSTEM,
CONSECUTIVE SYSTEM, AND COUNTY WITHIN STATE (AS OF 12/31/92)

OHIO

WATER SYSTEMS AND CONSECUTIVE SYSTEMS SERVED	EPA ID NO	COUNTY	CHEM USED	STATUS	FLUOR START DATE	POP SERVED	NATURAL SYSTEMS NAT LEVEL	OPT LEVEL
HOLGATE	3500512	HENRY			NATL	1375	2.8	
TOTAL POPULATION SERVED BY SOURCE WATER SYSTEM - - - - -						1375		
HOLIDAY SERVICE CORP	3900412	HURON			NATL	950	0.9	
TOTAL POPULATION SERVED BY SOURCE WATER SYSTEM - - - - -						950		
HOLIDAY SHORES MHP	4600812	LOGAN			NATL	41	1.7	
TOTAL POPULATION SERVED BY SOURCE WATER SYSTEM - - - - -						41		
HOPEDALE	3400814	HARRISON	NaF	ADJ	09/88	900		1.0
TOTAL POPULATION SERVED BY SOURCE WATER SYSTEM - - - - -						900		
HOPEWELL ESTATES MHP	7401412	SENECA			NATL	214	0.8	
TOTAL POPULATION SERVED BY SOURCE WATER SYSTEM - - - - -						214		
HUBBARD	7801412	TRUMBULL	Acid	ADJ	01/70	9000		1.0
TOTAL POPULATION SERVED BY SOURCE WATER SYSTEM - - - - -						9000		
HUDSON	7701612	SUMMIT	NaSiF6	ADJ	11/69	5100		1.0
TOTAL POPULATION SERVED BY SOURCE WATER SYSTEM - - - - -						5100		
HUNTINGTON WC	4400611	LAWRENCE	Acid	ADJ	10/67	25		1.0
OHIO-AMER, LAWRENCE CO	4400803	LAWRENCE		CONS		10000		
TOTAL POPULATION SERVED BY SOURCE WATER SYSTEM - - - - -						10025		
HURON	2201011	ERIE	NaSiF6	ADJ	07/56	7123		1.0
ERIE CO-BERLIN/HURON SO	2200703	ERIE		CONS		1136		
ERIE CO-EAST HURON SD	2200403	ERIE		CONS		1360		
ERIE CO-WEST HURON SD	2200903	ERIE		CONS		436		
TOTAL POPULATION SERVED BY SOURCE WATER SYSTEM - - - - -						10055		
HUSTON REST & NURSING HOME	8200112	VINTON			NATL	140	2.1	
TOTAL POPULATION SERVED BY SOURCE WATER SYSTEM - - - - -						140		
INDIAN HILL	3101112	HAMILTON	Acid	ADJ	03/61	16000		1.0
TOTAL POPULATION SERVED BY SOURCE WATER SYSTEM - - - - -						16000		

POPULATION SERVED FLUORIDATED DRINKING WATER BY SOURCE SYSTEM,
CONSECUTIVE SYSTEM, AND COUNTY WITHIN STATE (AS OF 12/31/92)

OHIO

WATER SYSTEMS AND CONSECUTIVE SYSTEMS SERVED	EPA ID NO	COUNTY	CHEM USED	STATUS	FLUOR START DATE	POP SERVED	NATURAL SYSTEMS NAT LEVEL	OPT LEVEL
INDIAN TRAILS MOBILE PARK	5100212	MARION			NATL	120	1.8	
TOTAL POPULATION SERVED BY SOURCE WATER SYSTEM - - - - -						120		
INLAND MOBILE HOME PARK	6234312	OTTAWA			NATL	64	1.7	
TOTAL POPULATION SERVED BY SOURCE WATER SYSTEM - - - - -						64		
IRONTON	4400711	LAWRENCE	NaSiF6	ADJ	04/53	12643		1.0
TOTAL POPULATION SERVED BY SOURCE WATER SYSTEM - - - - -						12643		
J AND R MOBILE HOME PLAZA	6001112	MUSKINGUM			NATL	150	1.3	
TOTAL POPULATION SERVED BY SOURCE WATER SYSTEM - - - - -						150		
JACKSON	4000111	JACKSON	NaSiF6	ADJ	12/57	9200		1.0
JACKSON CO WATER - JACK E	4001203	KACKSON		CONS		750		
JACKSON CO WATER - JACK H	4001303	JACKSON		CONS		650		
COALTON	4000003	JACKSON		CONS		600		
JACKSON CO WATER - JACK J	4000703	JACKSON		CONS		240		
JACKSON CO WATER-JACK A	4000203	JACKSON		CONS		800		
JACKSON CO WATER-JACK B	4000603	JACKSON		CONS		250		
JACKSON CO WATER-JACK F	4000803	JACKSON		CONS		500		
JACKSON CO WATER-JACK I	4001103	JACKSON		CONS		30		
JACKSON CO WATER-JACK K	4001403	JACKSON		CONS		200		
TOTAL POPULATION SERVED BY SOURCE WATER SYSTEM - - - - -						13220		
JAMESTOWN	2901712	GREENE			NATL	1787	1.2	
TOTAL POPULATION SERVED BY SOURCE WATER SYSTEM - - - - -						1787		
JEFFERSON LODGE MHP	4900612	MADISON			NATL	209	1.4	
TOTAL POPULATION SERVED BY SOURCE WATER SYSTEM - - - - -						209		
JEFFERSON REG WATER AUTH	5703012	MONTGOMERY			NATL	1500	1.0	
TOTAL POPULATION SERVED BY SOURCE WATER SYSTEM - - - - -						1500		
JEFFERSONVILLE	2400612	FAYETTE			NATL	1452	1.8	
TOTAL POPULATION SERVED BY SOURCE WATER SYSTEM - - - - -						1452		
JUNCTION CITY	6400212	PERRY	NaF	ADJ	06/76	900		1.0
TOTAL POPULATION SERVED BY SOURCE WATER SYSTEM - - - - -						900		

POPULATION SERVED FLUORIDATED DRINKING WATER BY SOURCE SYSTEM,
CONSECUTIVE SYSTEM, AND COUNTY WITHIN STATE (AS OF 12/31/92)

OHIO

WATER SYSTEMS AND CONSECUTIVE SYSTEMS SERVED	EPA ID NO	COUNTY	CHEM USED	STATUS	FLUOR START DATE	POP SERVED	NATURAL SYSTEMS NAT LEVEL	OPT LEVEL
KALIDA	6900512	PUTNAM			NATL	1100	1.3	
TOTAL POPULATION SERVED BY SOURCE WATER SYSTEM - - - - -						1100		
KENLEEN ACRES WTR SYS	0201712	ALLEN			NATL	74	1.6	
TOTAL POPULATION SERVED BY SOURCE WATER SYSTEM - - - - -						74		
KENT	6701812	PORTAGE	Acid	ADJ	09/71	28000		1.0
TOTAL POPULATION SERVED BY SOURCE WATER SYSTEM - - - - -						28000		
KENTON	3300612	HARDIN			NATL	8800	1.0	
TOTAL POPULATION SERVED BY SOURCE WATER SYSTEM - - - - -						8800		
KETTLERSVILLE WELL ASSOC	7500612	SHELBY			NATL	195	1.3	
TOTAL POPULATION SERVED BY SOURCE WATER SYSTEM - - - - -						195		
KING COACH HOUSE ESTATES	6201812	OTTAWA			NATL	150	1.6	
TOTAL POPULATION SERVED BY SOURCE WATER SYSTEM - - - - -						150		
KINGSTON	7100912	ROSS			NATL	1320	0.8	
TOTAL POPULATION SERVED BY SOURCE WATER SYSTEM - - - - -						1320		
LA RUE	5100312	MARION			NATL	860	1.3	
TOTAL POPULATION SERVED BY SOURCE WATER SYSTEM - - - - -						860		
LAFFERTY LEISURE VILLAGE	8701112	WOOD			NATL	51	1.5	
TOTAL POPULATION SERVED BY SOURCE WATER SYSTEM - - - - -						51		
LAGRANGE	4700611	LORAIN	NaF	ADJ	09/81	1385		1.0
TOTAL POPULATION SERVED BY SOURCE WATER SYSTEM - - - - -						1385		
LAKE CO E WATER SUB DIST	4302911	LAKE	Acid	ADJ	09/82	21615		1.0
MADISON, VILLAGE OF	4300903	LAKE		CONS		2700		
OHIO WTR SERV-PERRY	4301403	LAKE		CONS		946		
TOTAL POPULATION SERVED BY SOURCE WATER SYSTEM - - - - -						25261		
LAKE CO W WTR SUB DIST	4302411	LAKE	Acid	ADJ	03/57	80800		1.0
TOTAL POPULATION SERVED BY SOURCE WATER SYSTEM - - - - -						80800		

POPULATION SERVED FLUORIDATED DRINKING WATER BY SOURCE SYSTEM,
CONSECUTIVE SYSTEM, AND COUNTY WITHIN STATE (AS OF 12/31/92)

OHIO

WATER SYSTEMS AND CONSECUTIVE SYSTEMS SERVED	EPA ID NO	COUNTY	CHEM USED	STATUS	FLUOR START DATE	POP SERVED	NATURAL SYSTEMS NAT LEVEL	OPT LEVEL
LAKENGREN UTILITIES INC	6800712	PREBLE			NATL	800	1.1	
TOTAL POPULATION SERVED BY SOURCE WATER SYSTEM - - - - -						800		
LAKERIDGE RESORTS INC	4601312	LOGAN			NATL	25	1.4	
TOTAL POPULATION SERVED BY SOURCE WATER SYSTEM - - - - -						25		
LAKESIDE COURT MHP	4601412	LOGAN			NATL	80	1.4	
TOTAL POPULATION SERVED BY SOURCE WATER SYSTEM - - - - -						80		
LAKESIDE ESTATES MHP	0600312	AUGLAIZE			NATL	48	1.5	
TOTAL POPULATION SERVED BY SOURCE WATER SYSTEM - - - - -						48		
LAKESIDE TRAILER PARK	3200712	HANCOCK			NATL	175	0.9	
TOTAL POPULATION SERVED BY SOURCE WATER SYSTEM - - - - -						175		
LAKEVIEW	4601512	LOGAN			NATL	1100	1.2	
TOTAL POPULATION SERVED BY SOURCE WATER SYSTEM - - - - -						1100		
LAURA	5500612	MIAMI			NATL	530	1.5	
TOTAL POPULATION SERVED BY SOURCE WATER SYSTEM - - - - -						530		
LAWRENCEVILLE	1202812	CLARK			NATL	400	1.9	
TOTAL POPULATION SERVED BY SOURCE WATER SYSTEM - - - - -						400		
LE-AX WATER CO ALBANY	0501111 0500003	ATHENS ATHENS	Acid	ADJ CONS	09/77	9300 990		1.0
TOTAL POPULATION SERVED BY SOURCE WATER SYSTEM - - - - -						10290		
LEESBURG	3600712	HIGHLAND			NATL	1050	0.9	
TOTAL POPULATION SERVED BY SOURCE WATER SYSTEM - - - - -						1050		
LEIPSIC	6900612	PUTNAM			NATL	2200	2.6	
TOTAL POPULATION SERVED BY SOURCE WATER SYSTEM - - - - -						2200		
LEISURE VILLAGE MHP	4502112	LICKING			NATL	229	1.6	
TOTAL POPULATION SERVED BY SOURCE WATER SYSTEM - - - - -						229		

POPULATION SERVED FLUORIDATED DRINKING WATER BY SOURCE SYSTEM,
CONSECUTIVE SYSTEM, AND COUNTY WITHIN STATE (AS OF 12/31/92)

OHIO

WATER SYSTEMS AND CONSECUTIVE SYSTEMS SERVED	EPA ID NO	COUNTY	CHEM USED	STATUS	FLUOR START DATE	POP SERVED	NATURAL SYSTEMS NAT LEVEL	OPT LEVEL
LIAL CONVENT	4836912	LUCAS			NATL	25	1.8	
TOTAL POPULATION SERVED BY SOURCE WATER SYSTEM - - - - -						25		
LICKING CO-JARDIN MANOR SWD 5	4503412	LICKING			NATL	455	1.1	
TOTAL POPULATION SERVED BY SOURCE WATER SYSTEM - - - - -						455		
LIMA	0200811	ALLEN	Acid	ADJ	06/71	70000		1.0
ELIDA	0200503	ALLEN		CONS		3000		
TOTAL POPULATION SERVED BY SOURCE WATER SYSTEM - - - - -						73000		
LINDSEY	7200512	SANDUSKY			NATL	499	1.2	
TOTAL POPULATION SERVED BY SOURCE WATER SYSTEM - - - - -						499		
LITTLE HOCKING	8400212	WASHINGTON	Acid	ADJ	05/84	8424		1.0
WARREN COMMUNITY W&S #1	8401003	WARREN		CONS		2270		
TOTAL POPULATION SERVED BY SOURCE WATER SYSTEM - - - - -						10694		
LODI	5200412	MEDINA	NaF	ADJ	07/81	3200		1.0
TOTAL POPULATION SERVED BY SOURCE WATER SYSTEM - - - - -						3200		
LOGAN	3700612	HOCKING	Acid	ADJ	06/63	7600		1.0
TOTAL POPULATION SERVED BY SOURCE WATER SYSTEM - - - - -						7600		
LONDON	4900712	MADISON			NATL	8000	0.8	
TOTAL POPULATION SERVED BY SOURCE WATER SYSTEM - - - - -						8000		
LORAIN	4700711	LORAIN	NaSiF6	ADJ	11/55	75000		1.0
MEDINA CO-NORTHWEST	5201903	LORAIN		CONS		6600		
SPENCER	5201611	MEDINA		CONS		725		
TOTAL POPULATION SERVED BY SOURCE WATER SYSTEM - - - - -						82325		
LOUISVILLE	7603012	STARK	Acid	ADJ	09/77	8100		1.0
TOTAL POPULATION SERVED BY SOURCE WATER SYSTEM - - - - -						8100		
LOVELAND	1300812	CLERMONT	Acid	ADJ	01/78	9990		1.0
TOTAL POPULATION SERVED BY SOURCE WATER SYSTEM - - - - -						9990		
MAHONING VALLEY SAN DIST	7801811	TRUMBULL	Acid	ADJ	10/52	3301		1.0

POPULATION SERVED FLUORIDATED DRINKING WATER BY SOURCE SYSTEM,
CONSECUTIVE SYSTEM, AND COUNTY WITHIN STATE (AS OF 12/31/92)

OHIO

WATER SYSTEMS AND CONSECUTIVE SYSTEMS SERVED	EPA ID NO	COUNTY	CHEM USED	STATUS	FLUOR START DATE	POP SERVED	NATURAL SYSTEMS NAT LEVEL	OPT LEVEL
MCDONALD	7802003	TRUMBULL		CONS		4100		
NILES	7802403	TRUMBULL		CONS		23500		
LORDSTOWN	7804403	TRUMBULL		CONS		4500		
TRUMBULL CO-MINERAL RIDGE	7803503	TRUMBULL		CONS		2700		
YOUNGSTOWN	5002303	MAHONING		CONS		175000		
CANFIELD	5000503	MAHONING		CONS		5280		
GIRARD	7801103	TRUMBULL		CONS		15000		
TOTAL POPULATION SERVED BY SOURCE WATER SYSTEM - - - - -						233381		
MAPLECROFT MHP	5001312	MAHONING		NATL		46	1.0	
TOTAL POPULATION SERVED BY SOURCE WATER SYSTEM - - - - -						46		
MARCUS'S FIELDBROOK INC	1203012	CLARK		NATL		235	1.4	
TOTAL POPULATION SERVED BY SOURCE WATER SYSTEM - - - - -						235		
MARIETTA	8400412	WASHINGTON	Acid	ADJ	08/62	21520		1.0
RENO AREA W&S NO 1	8402503	WASHINGTON		CONS		1332		
RENO AREA W&S NO 2	8402803	WASHINGTON		CONS		860		
RENO AREA W&S-KARDEX	8402903	WASHINGTON		CONS		193		
RENO AREA W&S-SUNNYVIEW	8402603	WASHINGTON		CONS		115		
WARREN COMMUNITY W&S #2	8402703	WARREN		CONS		3270		
TOTAL POPULATION SERVED BY SOURCE WATER SYSTEM - - - - -						27290		
MARRK-V WATER CO INC	0201512	ALLEN		NATL		500	1.6	
TOTAL POPULATION SERVED BY SOURCE WATER SYSTEM - - - - -						500		
MARTINS FERRY	0701212	BELMONT	NaSiF6	ADJ	08/52	11000		1.0
TRI-COUNTY WTR AUTH	3401403	HARRISON		CONS		1950		
ADENA	4100003	JEFFERSON		CONS		854		
SUNSET HEALTH CARE INC	4101903			CONS		83		
GEORGETOWN WTR DIST	3400503	HARRISON		CONS		216		
TOTAL POPULATION SERVED BY SOURCE WATER SYSTEM - - - - -						14103		
MASON	8300812	WARREN	Acid	ADJ	08/80	11327		1.0
TOTAL POPULATION SERVED BY SOURCE WATER SYSTEM - - - - -						11327		
MAYSVILLE REG WATER	6001411	MUSKINGUM	Acid	ADJ	10/83	4200		1.0
TOTAL POPULATION SERVED BY SOURCE WATER SYSTEM - - - - -						4200		
MCCARTYVILLE WELL ASSOC	7500812	SHELBY		NATL		235	1.2	
TOTAL POPULATION SERVED BY SOURCE WATER SYSTEM - - - - -						235		

POPULATION SERVED FLUORIDATED DRINKING WATER BY SOURCE SYSTEM,
CONSECUTIVE SYSTEM, AND COUNTY WITHIN STATE (AS OF 12/31/92)

OHIO

WATER SYSTEMS AND CONSECUTIVE SYSTEMS SERVED	EPA ID NO	COUNTY	CHEM USED	STATUS	FLUOR START DATE	POP SERVED	NATURAL SYSTEMS NAT LEVEL	OPT LEVEL
MCCLURE	3500711	HENRY	OTHER	ADJ	00/86	800		1.0
TOTAL POPULATION SERVED BY SOURCE WATER SYSTEM - - - - -						800		
MCCOMB	3200411	HANCOCK	NaF	ADJ	08/86	1900		1.0
TOTAL POPULATION SERVED BY SOURCE WATER SYSTEM - - - - -						1900		
MCGUFFEY	3300712	HARDIN			NATL	574	2.1	
TOTAL POPULATION SERVED BY SOURCE WATER SYSTEM - - - - -						574		
MEDINA	5200514	MEDINA	NaSiF6	ADJ	12/53	20000		1.0
TOTAL POPULATION SERVED BY SOURCE WATER SYSTEM - - - - -						20000		
MENDON	5400612	MERCER			NATL	717	1.3	
TOTAL POPULATION SERVED BY SOURCE WATER SYSTEM - - - - -						717		
MERCER COUNTY HOME #1	5400712	MERCER			NATL	67	1.2	
TOTAL POPULATION SERVED BY SOURCE WATER SYSTEM - - - - -						67		
MERCER COUNTY HOME #2	5402312	MERCER			NATL	67	1.1	
TOTAL POPULATION SERVED BY SOURCE WATER SYSTEM - - - - -						67		
MIAMISBURG	5701212	MONTGOMERY	Acid	ADJ	02/72	18500		1.0
TOTAL POPULATION SERVED BY SOURCE WATER SYSTEM - - - - -						18500		
MID CITY MHP	7201212	SANDUSKY			NATL	400	1.5	
TOTAL POPULATION SERVED BY SOURCE WATER SYSTEM - - - - -						400		
MIDDLE POINT	8100312	VAN WERT			NATL	639	1.2	
TOTAL POPULATION SERVED BY SOURCE WATER SYSTEM - - - - -						639		
MIDDLEFIELD	2802012	GEAUGA	Acid	ADJ	09/81	2000		1.0
GEAUGA-CLOVERDALE	2803903	GEAUGA		CONS		150		
TOTAL POPULATION SERVED BY SOURCE WATER SYSTEM - - - - -						2150		
MILFORD	1301012	CLERMONT	Acid	ADJ	09/82	5600		1.0
TOTAL POPULATION SERVED BY SOURCE WATER SYSTEM - - - - -						5600		

POPULATION SERVED FLUORIDATED DRINKING WATER BY SOURCE SYSTEM,
CONSECUTIVE SYSTEM, AND COUNTY WITHIN STATE (AS OF 12/31/92)

OHIO

WATER SYSTEMS AND CONSECUTIVE SYSTEMS SERVED	EPA ID NO	COUNTY	CHEM USED	STATUS	FLUOR START DATE	POP SERVED	NATURAL SYSTEMS NAT LEVEL	OPT LEVEL
MILFORD CENTER	8000212	UNION			NATL	800	1.6	
TOTAL POPULATION SERVED BY SOURCE WATER SYSTEM - - - - -						800		
MILLERSPORT	2301212	FAIRFIELD			NATL	2075	1.7	
TOTAL POPULATION SERVED BY SOURCE WATER SYSTEM - - - - -						2075		
MINGO JUNCTION	4101612	JEFFERSON	Acid	ADJ	09/77	4297		1.0
TOTAL POPULATION SERVED BY SOURCE WATER SYSTEM - - - - -						4297		
MINSTER	0600412	AUGLAIZE			NATL	2850	1.1	
TOTAL POPULATION SERVED BY SOURCE WATER SYSTEM - - - - -						2850		
MONROE	0902012	BUTLER	Acid	ADJ	01/86	6010		1.0
TOTAL POPULATION SERVED BY SOURCE WATER SYSTEM - - - - -						6010		
MOORE MHP	3401012	HARRISON			NATL	35	1.0	
TOTAL POPULATION SERVED BY SOURCE WATER SYSTEM - - - - -						35		
MORNING VIEW CARE CENTER	5100112	MARION			NATL	51	0.9	
TOTAL POPULATION SERVED BY SOURCE WATER SYSTEM - - - - -						51		
MORNING VIEW CARE CENTER	5900312	MORROW			NATL	59	0.8	
TOTAL POPULATION SERVED BY SOURCE WATER SYSTEM - - - - -						59		
MORRIS PLAZA MHP	1900812	DARKE			NATL	110	1.1	
TOTAL POPULATION SERVED BY SOURCE WATER SYSTEM - - - - -						110		
MOUNT BLANCHARD	3200512	HANCOCK			NATL	425	1.0	
TOTAL POPULATION SERVED BY SOURCE WATER SYSTEM - - - - -						425		
MOUNT GILEAD	5900712	MORROW			NATL	3166	0.9	
TOTAL POPULATION SERVED BY SOURCE WATER SYSTEM - - - - -						3166		
MOUNT ORAB	0801011	BROWN	Acid	ADJ	09/81	3525		1.0
TOTAL POPULATION SERVED BY SOURCE WATER SYSTEM - - - - -						3525		

POPULATION SERVED FLUORIDATED DRINKING WATER BY SOURCE SYSTEM,
CONSECUTIVE SYSTEM, AND COUNTY WITHIN STATE (AS OF 12/31/92)

OHIO

WATER SYSTEMS AND CONSECUTIVE SYSTEMS SERVED	EPA ID NO	COUNTY	CHEM USED	STATUS	FLUOR START DATE	POP SERVED	NATURAL SYSTEMS NAT LEVEL	OPT LEVEL
MOUNT STERLING	4900812	MADISON			NATL	1670	1.2	
TOTAL POPULATION SERVED BY SOURCE WATER SYSTEM - - - - -						1670		
MOUNT VICTORY	3300912	HARDIN			NATL	650	2.1	
TOTAL POPULATION SERVED BY SOURCE WATER SYSTEM - - - - -						650		
MUSKINGUM CONSV DIST	7003312	RICHLAND			NATL	360	1.1	
TOTAL POPULATION SERVED BY SOURCE WATER SYSTEM - - - - -						360		
MYERS ADDITION	3300812	HARDIN			NATL	47	1.8	
TOTAL POPULATION SERVED BY SOURCE WATER SYSTEM - - - - -						47		
NAPOLEON	3500811	HENRY	NaSiF6	ADJ	09/71	8884		1.0
FLORIDA	3501203	HENRY		CONS		500		
LIBERTY CENTER	3500603	HENRY		CONS		1062		
TOTAL POPULATION SERVED BY SOURCE WATER SYSTEM - - - - -						10446		
NEIGHBOR WATER CO	5402212	MERCER			NATL	400	1.8	
TOTAL POPULATION SERVED BY SOURCE WATER SYSTEM - - - - -						400		
NELSON LEDGES EST MHP	6702412	PORTAGE			NATL	350	1.0	
TOTAL POPULATION SERVED BY SOURCE WATER SYSTEM - - - - -						350		
NELSONVILLE	0501214	ATHENS	Acid	ADJ	02/72	9850		1.0
TOTAL POPULATION SERVED BY SOURCE WATER SYSTEM - - - - -						9850		
NEVADA	8800312	WYANDOT			NATL	870	1.1	
TOTAL POPULATION SERVED BY SOURCE WATER SYSTEM - - - - -						870		
NEW BREMEN	0600512	AUGLAIZE			NATL	2800	1.7	
TOTAL POPULATION SERVED BY SOURCE WATER SYSTEM - - - - -						2800		
NEW CONCORD	6001711	MUSKINGUM	NaF	ADJ	03/75	2000		1.0
TOTAL POPULATION SERVED BY SOURCE WATER SYSTEM - - - - -						2000		
NEW DOVER ESTATESMHP	8000012	UNION			NATL	200	1.6	
TOTAL POPULATION SERVED BY SOURCE WATER SYSTEM - - - - -						200		

POPULATION SERVED FLUORIDATED DRINKING WATER BY SOURCE SYSTEM,
CONSECUTIVE SYSTEM, AND COUNTY WITHIN STATE (AS OF 12/31/92)

OHIO

WATER SYSTEMS AND CONSECUTIVE SYSTEMS SERVED	EPA ID NO	COUNTY	CHEM USED	STATUS	FLUOR START DATE	POP SERVED	NATURAL SYSTEMS NAT LEVEL	OPT LEVEL
NEW HOLLAND	6501612	PICKAWAY			NATL	800	1.6	
TOTAL POPULATION SERVED BY SOURCE WATER SYSTEM - - - - -						800		
NEW LEBANON	5701812	MONTGOMERY			NATL	4320	1.2	
TOTAL POPULATION SERVED BY SOURCE WATER SYSTEM - - - - -						4320		
NEW LEXINGTON	6400411	PERRY	Acid	ADJ	06/75	5200		1.0
KETCHAMS NURSING HOME	6400303	PERRY		CONS		52		
TOTAL POPULATION SERVED BY SOURCE WATER SYSTEM - - - - -						5252		
NEW LONDON	3900911	HURON	OTHER	ADJ	00/00	2600		1.0
TOTAL POPULATION SERVED BY SOURCE WATER SYSTEM - - - - -						2600		
NEW VIENNA	1400815	CLINTON			NATL	1123	1.0	
TOTAL POPULATION SERVED BY SOURCE WATER SYSTEM - - - - -						1123		
NEWARK	4502314	licking	NaSiF6	ADJ	05/57	45000		1.0
TOTAL POPULATION SERVED BY SOURCE WATER SYSTEM - - - - -						45000		
NEWCOMERSTOWN	7900912	TUSCARAWAS	Acid	ADJ	03/83	4000		1.0
TOTAL POPULATION SERVED BY SOURCE WATER SYSTEM - - - - -						4000		
NEWTON FALLS	7802311	TRUMBULL	Acid	ADJ	01/74	4950		1.0
TOTAL POPULATION SERVED BY SOURCE WATER SYSTEM - - - - -						4950		
NEY	2000512	DEFIANCE			NATL	331	1.0	
TOTAL POPULATION SERVED BY SOURCE WATER SYSTEM - - - - -						331		
NORLICK PLACE UTIL CO	8601012	WILLIAMS			NATL	336	1.0	
TOTAL POPULATION SERVED BY SOURCE WATER SYSTEM - - - - -						336		
NORTH BALTIMORE	8701611	LUCAS	Acid	ADJ	02/85	3140		1.0
TOTAL POPULATION SERVED BY SOURCE WATER SYSTEM - - - - -						3140		
NORTH CANTON	7604312	STARK	Acid	ADJ	11/74	17000		1.0
TOTAL POPULATION SERVED BY SOURCE WATER SYSTEM - - - - -						17000		

POPULATION SERVED FLUORIDATED DRINKING WATER BY SOURCE SYSTEM,
CONSECUTIVE SYSTEM, AND COUNTY WITHIN STATE (AS OF 12/31/92)

OHIO

WATER SYSTEMS AND CONSECUTIVE SYSTEMS SERVED	EPA ID NO	COUNTY	CHEM USED	STATUS	FLUOR START DATE	POP SERVED	NATURAL SYSTEMS NAT LEVEL	OPT LEVEL
NORTH HAMPTON	1203412	CLARK			NATL	500	1.6	
TOTAL POPULATION SERVED BY SOURCE WATER SYSTEM - - - - -						500		
NORTH LEWISBURG	1100812	CHAMPAIGN			NATL	1200	1.3	
TOTAL POPULATION SERVED BY SOURCE WATER SYSTEM - - - - -						1200		
NORTHLAND PARK MHP	8601112	WILLIAMS			NATL	72	1.1	
TOTAL POPULATION SERVED BY SOURCE WATER SYSTEM - - - - -						72		
NORTHVIEW UTIL ASSOC	7500912	SHELBY			NATL	110	1.6	
TOTAL POPULATION SERVED BY SOURCE WATER SYSTEM - - - - -						110		
NORTHWOOD HOMEOWNERS ASSOC	5401912	MERCER			NATL	150	1.9	
TOTAL POPULATION SERVED BY SOURCE WATER SYSTEM - - - - -						150		
NORWALK	3901111	HURON	Acid	ADJ	11/71	14800		1.0
TOTAL POPULATION SERVED BY SOURCE WATER SYSTEM - - - - -						14800		
NU VISION PARK	8602012	WILLIAMS			NATL	60	1.3	
TOTAL POPULATION SERVED BY SOURCE WATER SYSTEM - - - - -						60		
OAK HILL	4000411	JACKSON	Acid	ADJ	03/75	3000		1.0
TOTAL POPULATION SERVED BY SOURCE WATER SYSTEM - - - - -						3000		
OAK HILL APARTMENTS	7202012	SANDUSKY			NATL	33	1.3	
TOTAL POPULATION SERVED BY SOURCE WATER SYSTEM - - - - -						33		
OAK HILL MHP	3000415	GUERNSEY			NATL	100	0.8	
TOTAL POPULATION SERVED BY SOURCE WATER SYSTEM - - - - -						100		
OAK HILLS MHP	2502112	FRANKLIN			NATL	700	1.4	
TOTAL POPULATION SERVED BY SOURCE WATER SYSTEM - - - - -						700		
OAKWOOD	6300312	PAULDING			NATL	900	2.1	
TOTAL POPULATION SERVED BY SOURCE WATER SYSTEM - - - - -						900		
OAKWOOD ACRES INC	4900912	MADISON			NATL	148	1.1	
TOTAL POPULATION SERVED BY SOURCE WATER SYSTEM - - - - -						148		

POPULATION SERVED FLUORIDATED DRINKING WATER BY SOURCE SYSTEM,
CONSECUTIVE SYSTEM, AND COUNTY WITHIN STATE (AS OF 12/31/92)

OHIO

WATER SYSTEMS AND CONSECUTIVE SYSTEMS SERVED	EPA ID NO	COUNTY	CHEM USED	STATUS	FLUOR START DATE	POP SERVED	NATURAL SYSTEMS NAT LEVEL	OPT LEVEL
OAKWOOD MHP	8601212	WILLIAMS			NATL	200	1.0	
TOTAL POPULATION SERVED BY SOURCE WATER SYSTEM - - - - -						200		
OBERLIN	4700911	LORAIN	Acid	ADJ	03/54	8600		1.0
TOTAL POPULATION SERVED BY SOURCE WATER SYSTEM - - - - -						8600		
OBETZ	2502212	FRANKLIN	Acid	ADJ	02/88	3167		1.0
TOTAL POPULATION SERVED BY SOURCE WATER SYSTEM - - - - -						3167		
OHIO CITY	8100412	VAN WERT			NATL	850	1.4	
TOTAL POPULATION SERVED BY SOURCE WATER SYSTEM - - - - -						850		
OHIO CR-LONDON CORRECTIONAL	4901012	MADISON			NATL	5266	1.0	
TOTAL POPULATION SERVED BY SOURCE WATER SYSTEM - - - - -						5266		
OHIO CR/PRE-RELEASE CENTER	6501712	PICKAWAY			NATL	6100	1.1	
TOTAL POPULATION SERVED BY SOURCE WATER SYSTEM - - - - -						6100		
OHIO DNR-BURR OAK	0501311	ATHENS	Acid	ADJ	11/72	250		1.0
BISHOPVILLE W&S ASSOC	0500403	ATHENS		CONS		1020		
CARBON HILL	3700103	HOCKING		CONS		885		
CORNING	6400003	PERRY		CONS		990		
GLOUSTER	0500703	ATHENS		CONS		2400		
HOLLISTER WATER ASSOC	0500903	ATHENS		CONS		325		
JACKSONVILLE	0501003	ATHENS		CONS		700		
MURRAY CITY	3700803	HOCKING		CONS		550		
NEW STRAITSVILLE SYSTEM #1	6400503	PERRY		CONS		832		
NEW STRAITSVILLE SYSTEM #2	6402203	PERRY		CONS		72		
OLD STRAITSVILLE WATER #1	6402103	PERRY		CONS		123		
OLD STRAITSVILLE WATER #2	6401403	PERRY		CONS		543		
SHAWNEE	6401003	PERRY		CONS		750		
SO PERRY CO-BUCKINGHAM	6401503	PERRY		CONS		32		
SO PERRY CO-CONGO	6401603	PERRY		CONS		606		
SO PERRY CO-DRAKES	6401703	PERRY		CONS		101		
SO PERRY CO-HEMLOCK	6401803	PERRY		CONS		252		
SO PERRY CO-MILLERTOWN	6401903	PERRY		CONS		96		
SO PERRY CO-RENDVILLE	6400603	ATHENS		CONS		90		
SUNDAY CREEK VALLEY WD	0501503	ATHENS		CONS		3000		
TRIMBLE	0501703	ATHENS		CONS		560		
TOTAL POPULATION SERVED BY SOURCE WATER SYSTEM - - - - -						14177		

POPULATION SERVED FLUORIDATED DRINKING WATER BY SOURCE SYSTEM,
CONSECUTIVE SYSTEM, AND COUNTY WITHIN STATE (AS OF 12/31/92)

OHIO

WATER SYSTEMS AND CONSECUTIVE SYSTEMS SERVED	EPA ID NO	COUNTY	CHEM USED	STATUS	FLUOR START DATE	POP SERVED	NATURAL SYSTEMS NAT LEVEL	OPT LEVEL
OHIO DNR-ZALESKI CONS CAMP	8200312	VINTON		NATL		78	1.5	
TOTAL POPULATION SERVED BY SOURCE WATER SYSTEM - - - - -						78		
OHIO SUBURBAN - HUBER HEIGHTS	5702022	MONTGOMERY	OTHER	ADJ	06/92	19500		1.0
TOTAL POPULATION SERVED BY SOURCE WATER SYSTEM - - - - -						19500		
OHIO SUBURBAN-HUBER HEIGHTS	5702012	MONTGOMERY	Acid	ADJ	03/74	19500		1.0
TOTAL POPULATION SERVED BY SOURCE WATER SYSTEM - - - - -						19500		
OHIO UTILS-BLACKLICK	2502412	FRANKLIN	Acid	ADJ	10/73	7800		1.0
TOTAL POPULATION SERVED BY SOURCE WATER SYSTEM - - - - -						7800		
OHIO UTILS-HUBER RIDGE	2502512	FRANKLIN	Acid	ADJ	10/71	6850		1.0
TOTAL POPULATION SERVED BY SOURCE WATER SYSTEM - - - - -						6850		
OHIO UTILS-LAKE DARBY	2502612	FRANKLIN		NATL		2600	1.8	
TOTAL POPULATION SERVED BY SOURCE WATER SYSTEM - - - - -						2600		
OHIO UTILS-TIMBERBROOK	2502712	FRANKLIN		NATL		880	1.9	
TOTAL POPULATION SERVED BY SOURCE WATER SYSTEM - - - - -						880		
OHIO WATER SERV-LEE DIST	0400803	ASHTABULA	Acid	ADJ	05/72	20000		1.0
TOTAL POPULATION SERVED BY SOURCE WATER SYSTEM - - - - -						20000		
OHIO WTR SERV-MARYSVILLE	8000314	UNION	Acid	ADJ	03/74	10184		1.0
TOTAL POPULATION SERVED BY SOURCE WATER SYSTEM - - - - -						10184		
OHIO WTR SERV-MASSILLON	7604512	STARK	NaSiF6	ADJ	07/71	67000		1.0
TOTAL POPULATION SERVED BY SOURCE WATER SYSTEM - - - - -						67000		
OHIO WTR SERV-MENTOR DISTRICT	4301511	LAKE	Acid	ADJ	03/68	81000		1.0
TOTAL POPULATION SERVED BY SOURCE WATER SYSTEM - - - - -						81000		
OHIO WTR SERV-STRUTHERS	5001611	MAHONING	NaSiF6	ADJ	09/71	41850		1.0
TOTAL POPULATION SERVED BY SOURCE WATER SYSTEM - - - - -						41850		
OHIO YC-MAUMEE YOUTH CAMP	3500912	HENRY		NATL		274	2.9	
TOTAL POPULATION SERVED BY SOURCE WATER SYSTEM - - - - -						274		

POPULATION SERVED FLUORIDATED DRINKING WATER BY SOURCE SYSTEM,
CONSECUTIVE SYSTEM, AND COUNTY WITHIN STATE (AS OF 12/31/92)

OHIO

WATER SYSTEMS AND CONSECUTIVE SYSTEMS SERVED	EPA ID NO	COUNTY	CHEM USED	STATUS	FLUOR START DATE	POP SERVED	NATURAL SYSTEMS NAT LEVEL	OPT LEVEL
OHIO-AMER, ASHTABULA	0400711	ASHTABULA	Acid	ADJ	01/71	27500		1.0
TOTAL POPULATION SERVED BY SOURCE WATER SYSTEM - - - - -						27500		
OHIO-AMER, MARION	5100414	MARION	Acid	ADJ	11/71	45500		1.0
TOTAL POPULATION SERVED BY SOURCE WATER SYSTEM - - - - -						45500		
OHIO-AMER, TIFFIN	7400611	SENECA	Acid	ADJ	11/66	21000		1.0
TOTAL POPULATION SERVED BY SOURCE WATER SYSTEM - - - - -						21000		
ONTARIO	7003512	RICHLAND	NaF	ADJ	09/85	4123		1.0
TOTAL POPULATION SERVED BY SOURCE WATER SYSTEM - - - - -						4123		
OREGON	4800911	LUCAS	NaSiF6	ADJ	12/55	23840		1.0
GENOA MWS	6201003	OTTAWA		CONS		2400		
TOTAL POPULATION SERVED BY SOURCE WATER SYSTEM - - - - -						26240		
ORRVILLE	8502712	WAYNE	NaSiF6	ADJ	04/58	8000		1.0
TOTAL POPULATION SERVED BY SOURCE WATER SYSTEM - - - - -						8000		
OTTAWA	6900711	PUTNAM	Acid	ADJ	12/85	3996		1.0
GLANDORF	6901303	PUTNAM		CONS		829		
INDIAN KNOLLS HOMEOWNERS	6900403	PUTNAM		CONS		140		
TOTAL POPULATION SERVED BY SOURCE WATER SYSTEM - - - - -						4965		
OTTOVILLE	6900812	PUTNAM		NATL		842	1.3	
TOTAL POPULATION SERVED BY SOURCE WATER SYSTEM - - - - -						842		
OXFORD	0902312	BUTLER	OTHER	ADJ	00/00	22500		1.0
TOTAL POPULATION SERVED BY SOURCE WATER SYSTEM - - - - -						22500		
PAINESVILLE	4301611	LAKE	NaSiF6	ADJ	09/70	22500		1.0
TOTAL POPULATION SERVED BY SOURCE WATER SYSTEM - - - - -						22500		
PANDORA	6900912	PUTNAM		NATL		1000	1.3	
TOTAL POPULATION SERVED BY SOURCE WATER SYSTEM - - - - -						1000		

POPULATION SERVED FLUORIDATED DRINKING WATER BY SOURCE SYSTEM,
CONSECUTIVE SYSTEM, AND COUNTY WITHIN STATE (AS OF 12/31/92)

OHIO

WATER SYSTEMS AND CONSECUTIVE SYSTEMS SERVED	EPA ID NO	COUNTY	CHEM USED	STATUS	FLUOR START DATE	POP SERVED	NATURAL SYSTEMS NAT LEVEL	OPT LEVEL
PARADISE OAKS NURSING HOME	6901012	PUTNAM			NATL	190	1.3	
TOTAL POPULATION SERVED BY SOURCE WATER SYSTEM - - - - -						190		
PARIS CT MHP	5501912				NATL	80	1.4	
TOTAL POPULATION SERVED BY SOURCE WATER SYSTEM - - - - -						80		
PARK TERRACE MOBILE PARK	1203712	CLARK			NATL	120	0.8	
TOTAL POPULATION SERVED BY SOURCE WATER SYSTEM - - - - -						120		
PARKVIEW APTS	4502412	LICKING			NATL	80	1.5	
TOTAL POPULATION SERVED BY SOURCE WATER SYSTEM - - - - -						80		
PATASKALA	4502512	LICKING			NATL	4800	1.3	
TOTAL POPULATION SERVED BY SOURCE WATER SYSTEM - - - - -						4800		
PAULDING	6300411	PAULDING	Acid	ADJ	09/88	3475		1.0
TOTAL POPULATION SERVED BY SOURCE WATER SYSTEM - - - - -						3475		
PAYNE	6300712	PAULDING			NATL	1240	0.9	
TOTAL POPULATION SERVED BY SOURCE WATER SYSTEM - - - - -						1240		
PEACEFUL ACRES MHP	4801012	LUCAS			NATL	180	1.8	
TOTAL POPULATION SERVED BY SOURCE WATER SYSTEM - - - - -						180		
PETTISVILLE WATER WORKS	2600812	FULTON			NATL	50	1.2	
TOTAL POPULATION SERVED BY SOURCE WATER SYSTEM - - - - -						50		
PICKERINGTON	2301512	FAIRFIELD	Acid	ADJ	07/81	6124		1.0
TOTAL POPULATION SERVED BY SOURCE WATER SYSTEM - - - - -						6124		
PINE GROVE MOBILE ESTATES	7003912	RICHLAND			NATL	60	1.5	
TOTAL POPULATION SERVED BY SOURCE WATER SYSTEM - - - - -						60		
PINEKIRK NURSING HOME	4504612	LICKING			NATL	78	0.9	
TOTAL POPULATION SERVED BY SOURCE WATER SYSTEM - - - - -						78		
PIONEER	8601312	WILLIAMS			NATL	1133	1.0	
TOTAL POPULATION SERVED BY SOURCE WATER SYSTEM - - - - -						1133		

POPULATION SERVED FLUORIDATED DRINKING WATER BY SOURCE SYSTEM,
CONSECUTIVE SYSTEM, AND COUNTY WITHIN STATE (AS OF 12/31/92)

OHIO

WATER SYSTEMS AND CONSECUTIVE SYSTEMS SERVED	EPA ID NO	COUNTY	CHEM USED	STATUS	FLUOR START DATE	POP SERVED	NATURAL SYSTEMS NAT LEVEL	OPT LEVEL
PIQUA	5501211	MIAMI	Acid	ADJ	06/77	20500		1.0
TOTAL POPULATION SERVED BY SOURCE WATER SYSTEM - - - - -						20500		
PLAIN CITY	4901112	MADISON		NATL		2200	1.8	
TOTAL POPULATION SERVED BY SOURCE WATER SYSTEM - - - - -						2200		
PLEASANT ACRES MHP	2502912	FRANKLIN		NATL		150	1.3	
TOTAL POPULATION SERVED BY SOURCE WATER SYSTEM - - - - -						150		
PLEASANT ACRES MOBILE PARK	5100612	MARION		NATL		149	1.1	
TOTAL POPULATION SERVED BY SOURCE WATER SYSTEM - - - - -						149		
PLEASANT MEADOWS	8600612	WILLIAMS		NATL		90	1.0	
TOTAL POPULATION SERVED BY SOURCE WATER SYSTEM - - - - -						90		
PLUMWOOD MHP	4901212	MADISON		NATL		90	1.5	
TOTAL POPULATION SERVED BY SOURCE WATER SYSTEM - - - - -						90		
PONDEROSA ESTATES MHP	2503012	FRANKLIN		NATL		150	1.3	
TOTAL POPULATION SERVED BY SOURCE WATER SYSTEM - - - - -						150		
PORT CLINTON	6203211	OTTAWA	Acid	ADJ	01/85	7106		1.0
OAK HARBOR	6202615	OTTAWA		CONS		3000		
TOTAL POPULATION SERVED BY SOURCE WATER SYSTEM - - - - -						10106		
PORTAGE CO SHALERSVILLE	6702812	PORTAGE	Acid	ADJ	08/76	25		1.0
AURORA	6700003	PORTAGE		CONS		9100		
STREETSBORO	6705003	PORTAGE		CONS		5300		
TOTAL POPULATION SERVED BY SOURCE WATER SYSTEM - - - - -						14425		
PORTAGE CO. BRIMFIELD	6706012	PORTAGE	Acid	ADJ	06/88	70		1.0
ROOTSTOWN WTR SERV CO	6703503	PORTAGE		CONS		3000		
TOTAL POPULATION SERVED BY SOURCE WATER SYSTEM - - - - -						3070		
PORTSMOUTH	7300111	SCIOTO	NaSiF6	ADJ	01/53	44000		1.0
SCIOTO WATER INC-SR 125	7301203	SCIOTO		CONS		550		
SCIOTO WATER-FRANKLIN FURNACE	7301103	SCIOTO		CONS		1400		

POPULATION SERVED FLUORIDATED DRINKING WATER BY SOURCE SYSTEM,
CONSECUTIVE SYSTEM, AND COUNTY WITHIN STATE (AS OF 12/31/92)

OHIO

WATER SYSTEMS AND CONSECUTIVE SYSTEMS SERVED	EPA ID NO	COUNTY	CHEM USED	STATUS	FLUOR START DATE	POP SERVED	NATURAL SYSTEMS NAT LEVEL	OPT LEVEL
SCIOTO WATER-POND RUN	7301303	SCIOTO			CONS	900		
SCIOTO WATER-SLAB RUN	7301603	SCIOTO			CONS	130		
SCIOTO WATER-STONEY RUN	7300803	SCIOTO			CONS	150		
SCIOTO WATER-SUGAR CAMP	7300903	SCIOTO			CONS	2450		
SCIOTO WATER-WHEELERSBURG	7301003	SCIOTO			CONS	1600		
SCIOTO WATER-ZEIGLER LANE	7301503	SCIOTO			CONS	75		
SCIOTO WATER - MOORES LONE	7301803	SCIOTO			CONS	30		
SCIOTO WATER-COREYS RUN	7301703	SCIOTO			CONS	300		
TOTAL POPULATION SERVED BY SOURCE WATER SYSTEM - - - - -						51585		
POWHATAN POINT	0701412	BELMONT	Acid	ADJ	05/84	1807		1.0
YORK TWP WATER AUTH	0701703	BELMONT		CONS		480		
TOTAL POPULATION SERVED BY SOURCE WATER SYSTEM - - - - -						2287		
RAVENNA	6703211	PORTAGE	Acid	ADJ	12/72	15000		1.0
TOTAL POPULATION SERVED BY SOURCE WATER SYSTEM - - - - -						15000		
RAWSON	3200612	HANCOCK			NATL	450		1.3
TOTAL POPULATION SERVED BY SOURCE WATER SYSTEM - - - - -						450		
READING	3101812	HAMILTON	Acid	ADJ	09/78	12800		1.0
TOTAL POPULATION SERVED BY SOURCE WATER SYSTEM - - - - -						12800		
REX HILL MHP	7703812	SUMMIT			NATL	250		1.0
TOTAL POPULATION SERVED BY SOURCE WATER SYSTEM - - - - -						250		
RICHLAND MANOR NURSING HOME	0211112	ALLEN			NATL	180		1.2
TOTAL POPULATION SERVED BY SOURCE WATER SYSTEM - - - - -						180		
RIO GRANDE	2700316	GALLIA	NaF	ADJ	04/75	1500		1.0
TOTAL POPULATION SERVED BY SOURCE WATER SYSTEM - - - - -						1500		
RITTMAN	8503012	WAYNE	NaF	ADJ	12/79	6147		1.0
TOTAL POPULATION SERVED BY SOURCE WATER SYSTEM - - - - -						6147		
RIVIERA MOBILE MANOR	7201312	SANDUSKY			NATL	175		1.6
TOTAL POPULATION SERVED BY SOURCE WATER SYSTEM - - - - -						175		
ROCKFORD	5401112	MERCER			NATL	1190		1.4
TOTAL POPULATION SERVED BY SOURCE WATER SYSTEM - - - - -						1190		

POPULATION SERVED FLUORIDATED DRINKING WATER BY SOURCE SYSTEM,
CONSECUTIVE SYSTEM, AND COUNTY WITHIN STATE (AS OF 12/31/92)

OHIO

WATER SYSTEMS AND CONSECUTIVE SYSTEMS SERVED	EPA ID NO	COUNTY	CHEM USED	STATUS	FLUOR START DATE	POP SERVED	NATURAL SYSTEMS NAT LEVEL	OPT LEVEL
ROKER NURSING HOME	7604712	STARK			NATL	64	2.0	
TOTAL POPULATION SERVED BY SOURCE WATER SYSTEM - - - - -						64		
ROLLING TERRACE MHP	1203812	CLARK			NATL	110	1.5	
TOTAL POPULATION SERVED BY SOURCE WATER SYSTEM - - - - -						110		
ROSEDALE BIBLE INSTITUTE	4902112				NATL	150	1.7	
TOTAL POPULATION SERVED BY SOURCE WATER SYSTEM - - - - -						150		
ROSS CO WTR CO	7101412	ROSS	Acid	ADJ	07/75	16875		1.0
C.D. WATER DISTRICT-BEATTY	7102203	ROSS		CONS		75		
PIKE WATER INC-ROSS CO #1	6601703	PIKE		CONS		960		
PIKE WATER INC-ROSS CO #2	6601803	PIKE		CONS		450		
TOTAL POPULATION SERVED BY SOURCE WATER SYSTEM - - - - -						18360		
ROY CRIST WATER FACILITY	2500312	FRANKLIN	OTHER	ADJ	00/00	2617		1.0
TOTAL POPULATION SERVED BY SOURCE WATER SYSTEM - - - - -						2617		
RUDOLPH TRAILER COURT	8702112	WOOD			NATL	160	1.4	
TOTAL POPULATION SERVED BY SOURCE WATER SYSTEM - - - - -						160		
RUSHSYLVANIA	4602112	LOGAN			NATL	580	0.9	
TOTAL POPULATION SERVED BY SOURCE WATER SYSTEM - - - - -						580		
SABINA	1400912	CLINTON			NATL	2800	1.4	
TOTAL POPULATION SERVED BY SOURCE WATER SYSTEM - - - - -						2800		
SAINT CLAIRSVILLE	0701516	BELMONT	Acid	ADJ	11/69	5162		1.0
TOTAL POPULATION SERVED BY SOURCE WATER SYSTEM - - - - -						5162		
SAINT HENRY	5401312	MERCER			NATL	1910	1.6	
TOTAL POPULATION SERVED BY SOURCE WATER SYSTEM - - - - -						1910		
SAINT PARIS	1100912	CHAMPAIGN			NATL	1800	1.8	
TOTAL POPULATION SERVED BY SOURCE WATER SYSTEM - - - - -						1800		

POPULATION SERVED FLUORIDATED DRINKING WATER BY SOURCE SYSTEM,
CONSECUTIVE SYSTEM, AND COUNTY WITHIN STATE (AS OF 12/31/92)

OHIO

WATER SYSTEMS AND CONSECUTIVE SYSTEMS SERVED	EPA ID NO	COUNTY	CHEM USED	STATUS	FLUOR START DATE	POP SERVED	NATURAL SYSTEMS NAT LEVEL	OPT LEVEL
SALEM	1502011	COLUMBIANA	Acid	ADJ	12/57	18500		1.0
TOTAL POPULATION SERVED BY SOURCE WATER SYSTEM - - - - -						18500		
SANDUSKY	2201411	ERIE	NaSiF6	ADJ	03/71	29900		1.0
ERIE CO-MARGARETTA SD	2200203	ERIE		CONS		4512		
ERIE CO-PERKINS SD	2200603	ERIE		CONS		15116		
TOTAL POPULATION SERVED BY SOURCE WATER SYSTEM - - - - -						49528		
SANDUSKY CO-SHOREWOOD VILLAGE	7201012	SANDUSKY		NATL		390	1.5	
TOTAL POPULATION SERVED BY SOURCE WATER SYSTEM - - - - -						390		
SARDINIA	0801511	BROWN	Acid	ADJ	02/87	940		1.0
TOTAL POPULATION SERVED BY SOURCE WATER SYSTEM - - - - -						940		
SCIOTO CO REG AUTH	7300212	SCIOTO	Acid	ADJ	08/72	19000		1.0
NORTHWEST WATER SYSTEM	7300003	SCIOTO		CONS		9000		
PIKE WATER INC-SCIOTO	6601903	PIKE		CONS		350		
SCIOTO WATER-ROSE HILL	7300303	SCIOTO		CONS		7100		
TOTAL POPULATION SERVED BY SOURCE WATER SYSTEM - - - - -						35450		
SEBRING	5001911	MAHONING	Acid	ADJ	08/76	8100		1.0
TOTAL POPULATION SERVED BY SOURCE WATER SYSTEM - - - - -						8100		
SENECA UTILITIES INC	8601512	WILLIAMS		NATL		550	0.9	
TOTAL POPULATION SERVED BY SOURCE WATER SYSTEM - - - - -						550		
SHADYBROOK MHP	6502312	PICKAWAY		NATL		170	1.0	
TOTAL POPULATION SERVED BY SOURCE WATER SYSTEM - - - - -						170		
SHADYSIDE	0701612	BELMONT	Acid	ADJ	11/71	4500		1.0
TOTAL POPULATION SERVED BY SOURCE WATER SYSTEM - - - - -						4500		
SHAHEEN	3200312	HANCOCK		NATL		72	1.6	
TOTAL POPULATION SERVED BY SOURCE WATER SYSTEM - - - - -						72		
SHANE HILL NURSING HOME	5401412	MERCER		NATL		175	1.3	
TOTAL POPULATION SERVED BY SOURCE WATER SYSTEM - - - - -						175		

POPULATION SERVED FLUORIDATED DRINKING WATER BY SOURCE SYSTEM,
CONSECUTIVE SYSTEM, AND COUNTY WITHIN STATE (AS OF 12/31/92)

OHIO

WATER SYSTEMS AND CONSECUTIVE SYSTEMS SERVED	EPA ID NO	COUNTY	CHEM USED	STATUS	FLUOR START DATE	POP SERVED	NATURAL SYSTEMS NAT LEVEL	OPT LEVEL
SHAWNEE TRAILER GROVE	0201212	ALLEN		NATL		190	1.8	
TOTAL POPULATION SERVED BY SOURCE WATER SYSTEM - - - - -						190		
SHELBY	7004511	RICHLAND	Acid	ADJ	02/77	9800		1.0
TOTAL POPULATION SERVED BY SOURCE WATER SYSTEM - - - - -						9800		
SHELBY CO. WATER & SEWER	7500112	SHELBY		NATL		372	1.0	
TOTAL POPULATION SERVED BY SOURCE WATER SYSTEM - - - - -						372		
SHENANGO VALLEY WATER CO	7802711	TRUMBULL	Acid	ADJ	10/70	25		1.0
MASURY WATER COMPANY	7801903	TRUMBULL		CONS		7000		
TRUMBULL CO-SOUTHEAST-4TWD	7803203	TRUMBULL		CONS		12000		
TOTAL POPULATION SERVED BY SOURCE WATER SYSTEM - - - - -						19025		
SHERWOOD	2000712	DEFIANCE		NATL		900	1.0	
TOTAL POPULATION SERVED BY SOURCE WATER SYSTEM - - - - -						900		
SHRINE ROAD MHP	1204112	CLARK		NATL		325	1.2	
TOTAL POPULATION SERVED BY SOURCE WATER SYSTEM - - - - -						325		
SIDNEY	7501214	SHELBY	Acid	ADJ	03/71	18710		1.0
TOTAL POPULATION SERVED BY SOURCE WATER SYSTEM - - - - -						18710		
SOMERSET	6401111	PERRY	NaF	ADJ	05/83	1500		1.0
TOTAL POPULATION SERVED BY SOURCE WATER SYSTEM - - - - -						1500		
SOUTH CHARLESTOWN	1204212	CLARK		NATL		1608	1.4	
TOTAL POPULATION SERVED BY SOURCE WATER SYSTEM - - - - -						1608		
SOUTH VIENNA	1204312	CLARK		NATL		665	1.0	
TOTAL POPULATION SERVED BY SOURCE WATER SYSTEM - - - - -						665		
SOUTHVIEW ESTATE MHP	8700512	WOOD		NATL		525	2.4	
TOTAL POPULATION SERVED BY SOURCE WATER SYSTEM - - - - -						525		
SPENCERVILLE	0201312	ALLEN		NATL		2300	1.8	
TOTAL POPULATION SERVED BY SOURCE WATER SYSTEM - - - - -						2300		

POPULATION SERVED FLUORIDATED DRINKING WATER BY SOURCE SYSTEM,
CONSECUTIVE SYSTEM, AND COUNTY WITHIN STATE (AS OF 12/31/92)

OHIO

WATER SYSTEMS AND CONSECUTIVE SYSTEMS SERVED	EPA ID NO	COUNTY	CHEM USED	STATUS	FLUOR START DATE	POP SERVED	NATURAL SYSTEMS NAT LEVEL	OPT LEVEL
SPIRK MHP	7501312	SHELBY			NATL	100	1.4	
TOTAL POPULATION SERVED BY SOURCE WATER SYSTEM - - - - -						100		
SPRING VALLEY TRAILER PARK	1700612	CRAWFORD			NATL	135	0.9	
TOTAL POPULATION SERVED BY SOURCE WATER SYSTEM - - - - -						135		
SPRINGBORO	8301412	WARREN	Acid	ADJ	01/85	5400		1.0
WARREN CO-PENNYROYAL	8301803	WARREN		CONS		1036		
TOTAL POPULATION SERVED BY SOURCE WATER SYSTEM - - - - -						6436		
SPYKER SUBDIVISION	0201812	ALLEN			NATL	220	1.5	
TOTAL POPULATION SERVED BY SOURCE WATER SYSTEM - - - - -						220		
ST CATHERINE CARE CENTER	7400912				NATL	79	1.5	
TOTAL POPULATION SERVED BY SOURCE WATER SYSTEM - - - - -						79		
ST. JAME ESTATES	4800212	LUCAS			NATL	110	1.9	
TOTAL POPULATION SERVED BY SOURCE WATER SYSTEM - - - - -						110		
STARBRITE MOTEL	2503812	FRANKLIN			NATL	30	1.6	
TOTAL POPULATION SERVED BY SOURCE WATER SYSTEM - - - - -						30		
STEBENVILLE	4102411	JEFFERSON	Acid	ADJ	03/69	24300		1.0
JEFFERSON CO SD J	4101003	JEFFERSON		CONS		950		
JEFFERSON CO SD M	4101103	JEFFERSON		CONS		9960		
JEFFERSON CO SD O	4101203	JEFFERSON		CONS		432		
WINTERSVILLE	4103003	JEFFERSON		CONS		4800		
TOTAL POPULATION SERVED BY SOURCE WATER SYSTEM - - - - -						40442		
STITES ENT-SPRINGVALLEY	4901412	MADISON			NATL	135	1.3	
TOTAL POPULATION SERVED BY SOURCE WATER SYSTEM - - - - -						135		
STITES MHP	4901512	MADISON			NATL	60	1.3	
TOTAL POPULATION SERVED BY SOURCE WATER SYSTEM - - - - -						60		
STRYKER	8601712	WILLIAMS			NATL	1463	1.2	
TOTAL POPULATION SERVED BY SOURCE WATER SYSTEM - - - - -						1463		

POPULATION SERVED FLUORIDATED DRINKING WATER BY SOURCE SYSTEM,
CONSECUTIVE SYSTEM, AND COUNTY WITHIN STATE (AS OF 12/31/92)

OHIO

WATER SYSTEMS AND CONSECUTIVE SYSTEMS SERVED	EPA ID NO	COUNTY	CHEM USED	STATUS	FLUOR START DATE	POP SERVED	NATURAL SYSTEMS NAT LEVEL	OPT LEVEL
SUBURBAN COMMUNITY MHP	4901612	MADISON		NATL		600	1.8	
TOTAL POPULATION SERVED BY SOURCE WATER SYSTEM - - - - -						600		
SUNBURY	2101111	DELAWARE	Acid	ADJ	12/68	2400		1.0
TOTAL POPULATION SERVED BY SOURCE WATER SYSTEM - - - - -						2400		
SUNSET MHP	6502412	PICKAWAY		NATL		65	1.3	
TOTAL POPULATION SERVED BY SOURCE WATER SYSTEM - - - - -						65		
SUNSHINE PARK OWNERS WS	4502912	LICKING		NATL		220	0.8	
TOTAL POPULATION SERVED BY SOURCE WATER SYSTEM - - - - -						220		
SWANTON MEADOWS	2601212	FULTON		NATL		238	1.3	
TOTAL POPULATION SERVED BY SOURCE WATER SYSTEM - - - - -						238		
SYCAMORE	8800412	WYANDOT		NATL		950	1.3	
TOTAL POPULATION SERVED BY SOURCE WATER SYSTEM - - - - -						950		
TANGLEWOOD LAKE ASSOC.	2802512	GEQUGA	OTHER	ADJ	10/86	1800		1.0
TOTAL POPULATION SERVED BY SOURCE WATER SYSTEM - - - - -						1800		
TATE-MONROE WTR ASSOC	1301312	CLERMONT	Acid	ADJ	09/72	20038		1.0
TOTAL POPULATION SERVED BY SOURCE WATER SYSTEM - - - - -						20038		
TAYLOR CREEK TERRACE APTS	3301012	HARDIN		NATL		30	1.8	
TOTAL POPULATION SERVED BY SOURCE WATER SYSTEM - - - - -						30		
THE WATER ASSN	0902812	BUTLER	Acid	ADJ	05/72	25800		1.0
BUTLER CO-QUEEN ACRES SD	0900203	BUTLER		CONS		1080		
TOTAL POPULATION SERVED BY SOURCE WATER SYSTEM - - - - -						26880		
THE WAY INTERNATIONAL	7501412	SHELBY		NATL		500	1.9	
TOTAL POPULATION SERVED BY SOURCE WATER SYSTEM - - - - -						500		
THUNDERBIRD TERRACE MHP	7605512	STARK		NATL		75	1.3	
TOTAL POPULATION SERVED BY SOURCE WATER SYSTEM - - - - -						75		

POPULATION SERVED FLUORIDATED DRINKING WATER BY SOURCE SYSTEM,
CONSECUTIVE SYSTEM, AND COUNTY WITHIN STATE (AS OF 12/31/92)

OHIO

WATER SYSTEMS AND CONSECUTIVE SYSTEMS SERVED	EPA ID NO	COUNTY	CHEM USED	STATUS	FLUOR START DATE	POP SERVED	NATURAL SYSTEMS NAT LEVEL	OPT LEVEL
TOLEDO	4801411	LUCAS	NaSiF6	ADJ	04/55	388000		1.0
MAUMEE	4800603	LUCAS		CONS		17000		
MONROE CO-SOUTH, MI	0004455	MONROE		CONS		0		
BEDFORD TWP, MI	0000530	MONROE		CONS		0		
ERIE TWP, MI	0002155	MONROE		CONS		0		
LUNA PIER, MI	0003965	MONROE		CONS		0		
PERRYSBURG	8701803	WOOD		CONS		20200		
SYLVANIA	4801303	LUCAS		CONS		18007		
TOTAL POPULATION SERVED BY SOURCE WATER SYSTEM - - - - -						443207		
TORONTO	4102811	JEFFERSON	Acid	ADJ	01/71	7000		1.0
TOTAL POPULATION SERVED BY SOURCE WATER SYSTEM - - - - -						7000		
TREE MEADOWS MHP	8600812	WILLIAMS		NATL		70	1.1	
TOTAL POPULATION SERVED BY SOURCE WATER SYSTEM - - - - -						70		
TRENTON	0903012	BUTLER	Acid	ADJ	07/72	6400		1.0
TOTAL POPULATION SERVED BY SOURCE WATER SYSTEM - - - - -						6400		
TROY VILLA MHP	8702612	WOOD		NATL		800	1.4	
TOTAL POPULATION SERVED BY SOURCE WATER SYSTEM - - - - -						800		
TUPPER PLAINS-CHESTER WD	5300612	MEIGS	Acid	ADJ	08/77	11000		1.0
COOLVILLE	0500603	ATHENS		CONS		700		
TOTAL POPULATION SERVED BY SOURCE WATER SYSTEM - - - - -						11700		
TWIN VALLEY MHP	6801112	PREBLE		NATL		35	2.1	
TOTAL POPULATION SERVED BY SOURCE WATER SYSTEM - - - - -						35		
UNION	5702512	MONTGOMERY	Acid	ADJ	09/85	5600		1.0
TOTAL POPULATION SERVED BY SOURCE WATER SYSTEM - - - - -						5600		
UNION CITY	1901212	DARKE		NATL		2000	1.0	
TOTAL POPULATION SERVED BY SOURCE WATER SYSTEM - - - - -						2000		
UNION MANOR NURSING HOME	8000512	UNION		NATL		212	1.7	
TOTAL POPULATION SERVED BY SOURCE WATER SYSTEM - - - - -						212		
UPPER SANDUSKY	8800511	WYANDOT	Acid	ADJ	06/63	6000		1.0
TOTAL POPULATION SERVED BY SOURCE WATER SYSTEM - - - - -						6000		

POPULATION SERVED FLUORIDATED DRINKING WATER BY SOURCE SYSTEM,
CONSECUTIVE SYSTEM, AND COUNTY WITHIN STATE (AS OF 12/31/92)

OHIO

WATER SYSTEMS AND CONSECUTIVE SYSTEMS SERVED	EPA ID NO	COUNTY	CHEM USED	STATUS	FLUOR START DATE	POP SERVED	NATURAL SYSTEMS NAT LEVEL	OPT LEVEL
VAN WERT	8100611	VAN WERT	Acid	ADJ	08/72	11000		1.0
TOTAL POPULATION SERVED BY SOURCE WATER SYSTEM - - - - -						11000		
VAN WERT CO-LINCOLNWAY	8100712	VAN WERT		NATL		85	1.0	
TOTAL POPULATION SERVED BY SOURCE WATER SYSTEM - - - - -						85		
VANTAGE POINT MOBILE PARK	6502712	PICKAWAY		NATL		200	1.2	
TOTAL POPULATION SERVED BY SOURCE WATER SYSTEM - - - - -						200		
VERMILLION	2201511	ERIE	Acid	ADJ	04/59	11000		1.0
ERIE CO-VERMILION SD #2	2200803	ERIE		CONS		804		
TOTAL POPULATION SERVED BY SOURCE WATER SYSTEM - - - - -						11804		
VERONA	6801212	PREBLE		NATL		580	1.6	
TOTAL POPULATION SERVED BY SOURCE WATER SYSTEM - - - - -						580		
VILLAGE GREEN MHP	8702412	WOOD		NATL		335	1.6	
TOTAL POPULATION SERVED BY SOURCE WATER SYSTEM - - - - -						335		
VOYAGER VILLAGE MHP	5702712	MONTGOMERY		NATL		300	2.5	
TOTAL POPULATION SERVED BY SOURCE WATER SYSTEM - - - - -						300		
WADSWORTH	5201712	MEDINA	Acid	ADJ	12/64	17400		1.0
TOTAL POPULATION SERVED BY SOURCE WATER SYSTEM - - - - -						17400		
WAGON WHEEL MHP	6502812	PICKAWAY		NATL		156	1.9	
TOTAL POPULATION SERVED BY SOURCE WATER SYSTEM - - - - -						156		
WAKEMAN	3901411	HURON	NaF	ADJ	09/85	1000		1.0
TOTAL POPULATION SERVED BY SOURCE WATER SYSTEM - - - - -						1000		
WALNUT CREST MHP	5100912	MARION		NATL		41	1.4	
TOTAL POPULATION SERVED BY SOURCE WATER SYSTEM - - - - -						41		
WALNUT CREST MHP #2	5101112	MARION		NATL		26	1.4	
TOTAL POPULATION SERVED BY SOURCE WATER SYSTEM - - - - -						26		

POPULATION SERVED FLUORIDATED DRINKING WATER BY SOURCE SYSTEM,
CONSECUTIVE SYSTEM, AND COUNTY WITHIN STATE (AS OF 12/31/92)

OHIO

WATER SYSTEMS AND CONSECUTIVE SYSTEMS SERVED	EPA ID NO	COUNTY	CHEM USED	STATUS	FLUOR START DATE	POP SERVED	NATURAL SYSTEMS NAT LEVEL	OPT LEVEL
WAPAKONETA	0600712	AUGLAIZE			NATL	9000	1.2	
TOTAL POPULATION SERVED BY SOURCE WATER SYSTEM - - - - -						9000		
WARREN	7803811	TRUMBULL	NaSiF6	ADJ	11/70	70000		1.0
TRUMBULL CO BAZETTA SD	7804303	TRUMBULL		CONS		460		
TRUMBULL CO CHAMPION SD	7803303	TRUMBULL		CONS		7100		
TOTAL POPULATION SERVED BY SOURCE WATER SYSTEM - - - - -						77560		
WARREN CO-DEERFLD/HAMLTN	8301512	WARREN	Acid	ADJ	04/73	13350		1.0
TOTAL POPULATION SERVED BY SOURCE WATER SYSTEM - - - - -						13350		
WARREN CO-LEBANON/FRKLN	8301712	WARREN	Acid	ADJ	04/73	8100		1.0
TOTAL POPULATION SERVED BY SOURCE WATER SYSTEM - - - - -						8100		
WASHINGTONVILLE	1502812	COLUMBIANA/MAHONING			NATL	850	1.8	
TOTAL POPULATION SERVED BY SOURCE WATER SYSTEM - - - - -						850		
WATERVILLE	4801511	LUCAS	Acid	ADJ	06/62	4600		1.0
TOTAL POPULATION SERVED BY SOURCE WATER SYSTEM - - - - -						4600		
WAUSEON	2600111	FULTON	Acid	ADJ	10/80	6300		1.0
LYONS	2600603	FULTON		CONS		625		
TOTAL POPULATION SERVED BY SOURCE WATER SYSTEM - - - - -						6925		
WAVERLY	6600912	PIKE	Acid	ADJ	12/71	4994		1.0
PIKE WATER CO-WAVERLY	6600603	PIKE		CONS		350		
TOTAL POPULATION SERVED BY SOURCE WATER SYSTEM - - - - -						5344		
WAYNE	8703112	WOOD			NATL	1000	1.4	
TOTAL POPULATION SERVED BY SOURCE WATER SYSTEM - - - - -						1000		
WAYNESFIELD	0600912	AUGLAIZE			NATL	850	2.2	
TOTAL POPULATION SERVED BY SOURCE WATER SYSTEM - - - - -						850		
WELLINGTON	4701511	LORAIN	Acid	ADJ	08/68	4300		1.0
TOTAL POPULATION SERVED BY SOURCE WATER SYSTEM - - - - -						4300		

POPULATION SERVED FLUORIDATED DRINKING WATER BY SOURCE SYSTEM,
CONSECUTIVE SYSTEM, AND COUNTY WITHIN STATE (AS OF 12/31/92)

OHIO

WATER SYSTEMS AND CONSECUTIVE SYSTEMS SERVED	EPA ID NO	COUNTY	CHEM USED	STATUS	FLUOR START DATE	POP SERVED	NATURAL SYSTEMS NAT LEVEL	OPT LEVEL
WELLMANS APARTMENTS	4503612	LICKING		NATL		80	1.7	
TOTAL POPULATION SERVED BY SOURCE WATER SYSTEM - - - - -						80		
WELLSTON	4000511	JACKSON	NaSiF6	ADJ	05/61	7000		1.0
HAMDEN	8200003	VINTON		CONS		1200		
JACKSON CO WATER-WELL C	4000903	JACKSON		CONS		300		
JACKSON CO WATER-WELL D	4000303	JACKSON		CONS		800		
JACKSON CO WATER-WELL G	4001003	JACKSON		CONS		400		
TOTAL POPULATION SERVED BY SOURCE WATER SYSTEM - - - - -						9700		
WELLSVILLE	1502911	COLUMBIANA	Acid	ADJ	12/84	4532		1.0
TOTAL POPULATION SERVED BY SOURCE WATER SYSTEM - - - - -						4532		
WEST ALEXANDRIA	6801312	PREBLE		NATL		1400	1.3	
TOTAL POPULATION SERVED BY SOURCE WATER SYSTEM - - - - -						1400		
WEST CARROLLTON	5702812	MONTGOMERY	Acid	ADJ	/73	10000		1.0
TOTAL POPULATION SERVED BY SOURCE WATER SYSTEM - - - - -						10000		
WEST JEFFERSON	4902012	MADISON		NATL		4800	1.5	
TOTAL POPULATION SERVED BY SOURCE WATER SYSTEM - - - - -						4800		
WEST LAKE VILLAGE MHP	7501512	SHELBY		NATL		68	1.8	
TOTAL POPULATION SERVED BY SOURCE WATER SYSTEM - - - - -						68		
WEST MANCHESTER	6801412	PREBLE		NATL		464	1.5	
TOTAL POPULATION SERVED BY SOURCE WATER SYSTEM - - - - -						464		
WEST MANSFIELD	4602512	LOGAN		NATL		724	1.4	
TOTAL POPULATION SERVED BY SOURCE WATER SYSTEM - - - - -						724		
WEST MILTON	5501711	MIAMI	Acid	ADJ	08/81	4830		1.0
TOTAL POPULATION SERVED BY SOURCE WATER SYSTEM - - - - -						4830		
WEST SALEM	8504314	WAYNE	NaF	ADJ	01/88	1525		1.0
TOTAL POPULATION SERVED BY SOURCE WATER SYSTEM - - - - -						1525		
WEST UNITY	8601812	WILLIAMS		NATL		1750	1.0	
TOTAL POPULATION SERVED BY SOURCE WATER SYSTEM - - - - -						1750		

POPULATION SERVED FLUORIDATED DRINKING WATER BY SOURCE SYSTEM,
CONSECUTIVE SYSTEM, AND COUNTY WITHIN STATE (AS OF 12/31/92)

OHIO

WATER SYSTEMS AND CONSECUTIVE SYSTEMS SERVED	EPA ID NO	COUNTY	CHEM USED	STATUS	FLUOR START DATE	POP SERVED	NATURAL SYSTEMS NAT LEVEL	OPT LEVEL
WEST UNITY MHP	8601612	WILLIAMS			NATL	83	1.1	
TOTAL POPULATION SERVED BY SOURCE WATER SYSTEM - - - - -						83		
WESTERN WATER CO	8300512		OTHER	ADJ	00/00	21000		1.0
CLARKSVILLE	1400213	CLINTON		CONS		615		
TOTAL POPULATION SERVED BY SOURCE WATER SYSTEM - - - - -						21615		
WESTERVILLE	2503411	FRANKLIN/DELAWARE	Acid	ADJ	06/51	30000		1.0
TOTAL POPULATION SERVED BY SOURCE WATER SYSTEM - - - - -						30000		
WESTON	8703211	WOOD	NaF	ADJ	08/85	2100		1.0
TOTAL POPULATION SERVED BY SOURCE WATER SYSTEM - - - - -						2100		
WHISPERING PINES MHP	4503512	LICKING			NATL	75	1.2	
TOTAL POPULATION SERVED BY SOURCE WATER SYSTEM - - - - -						75		
WHISPERING VALLEY MHP	4600312	LOGAN			NATL	75	1.6	
TOTAL POPULATION SERVED BY SOURCE WATER SYSTEM - - - - -						75		
WHITEHOUSE	4801612	LUCAS			NATL	2400	1.3	
TOTAL POPULATION SERVED BY SOURCE WATER SYSTEM - - - - -						2400		
WILHNELM ESTATES MP	4202412	KNOX			NATL	30	1.2	
TOTAL POPULATION SERVED BY SOURCE WATER SYSTEM - - - - -						30		
WILLARD	3901511	HURON	Acid	ADJ	07/72	7700		1.0
PLYMOUTH	7004003	RICHLAND		CONS		1940		
TOTAL POPULATION SERVED BY SOURCE WATER SYSTEM - - - - -						9640		
WILLIAMS CO-HILLSIDE NH	8601912	WILLIAMS			NATL	151	1.3	
TOTAL POPULATION SERVED BY SOURCE WATER SYSTEM - - - - -						151		
WILLIAMSBURG	1301411	CLERMONT	OTHER	ADJ	00/84	2010		1.0
TOTAL POPULATION SERVED BY SOURCE WATER SYSTEM - - - - -						2010		
WILLIAMSPORT	6503012	PICKAWAY	OTHER	ADJ	00/83	850		1.0
TOTAL POPULATION SERVED BY SOURCE WATER SYSTEM - - - - -						850		

POPULATION SERVED FLUORIDATED DRINKING WATER BY SOURCE SYSTEM,
CONSECUTIVE SYSTEM, AND COUNTY WITHIN STATE (AS OF 12/31/92)

OHIO

WATER SYSTEMS AND CONSECUTIVE SYSTEMS SERVED	EPA ID NO	COUNTY	CHEM USED	STATUS	FLUOR START DATE	POP SERVED	NATURAL SYSTEMS NAT LEVEL	OPT LEVEL
WILLOWBROOK TERR. MHP #2	4503812	LICKING			NATL	100	1.1	
TOTAL POPULATION SERVED BY SOURCE WATER SYSTEM - - - - -						100		
WILLOWBROOK TERR. MHP #3	4503912	LICKING			NATL	235	1.1	
TOTAL POPULATION SERVED BY SOURCE WATER SYSTEM - - - - -						235		
WINDHAM	6704812	PORTAGE	Acid	ADJ	03/86	2943		1.0
TOTAL POPULATION SERVED BY SOURCE WATER SYSTEM - - - - -						2943		
WINDING LAKE PARK MHP	7201612	SANDUSKY			NATL	81	1.5	
TOTAL POPULATION SERVED BY SOURCE WATER SYSTEM - - - - -						81		
WOOD LAKE MHP	8703412	WOOD			NATL	350	1.7	
TOTAL POPULATION SERVED BY SOURCE WATER SYSTEM - - - - -						350		
WOODSFIELD	5600711	MONROE	NaF	ADJ	04/75	2900		1.0
MONROE WATER DIST-EAST	5600103	MONROE		CONS		670		
MONROE WATER DIST-SOUTH	5600303	MONROE		CONS		420		
MONROE WATER DIST-WEST	5600203	MONROE		CONS		819		
TOTAL POPULATION SERVED BY SOURCE WATER SYSTEM - - - - -						4809		
WOODSTOCK CARE CENTER	1100312				NATL	33	1.2	
TOTAL POPULATION SERVED BY SOURCE WATER SYSTEM - - - - -						33		
WOODVILLE	7200912	SANDUSKY	Acid	ADJ	11/86	2060		1.0
TOTAL POPULATION SERVED BY SOURCE WATER SYSTEM - - - - -						2060		
WRIGHT-PATTERSON AFB "A"	2903412	GREENE	OTHER	ADJ	00/00	19287		1.0
TOTAL POPULATION SERVED BY SOURCE WATER SYSTEM - - - - -						19287		
WRIGHT-PATTERSON AFB "B"	2903312	GREENE	OTHER	ADJ	00/00	17704		1.0
TOTAL POPULATION SERVED BY SOURCE WATER SYSTEM - - - - -						17704		
WYOMING	3102212	HAMILTON	Acid	ADJ	08/53	9700		1.0
TOTAL POPULATION SERVED BY SOURCE WATER SYSTEM - - - - -						9700		

POPULATION SERVED FLUORIDATED DRINKING WATER BY SOURCE SYSTEM,
CONSECUTIVE SYSTEM, AND COUNTY WITHIN STATE (AS OF 12/31/92)

OHIO

WATER SYSTEMS AND CONSECUTIVE SYSTEMS SERVED	EPA ID NO	COUNTY	CHEM USED	STATUS	FLUOR START DATE	POP SERVED	NATURAL SYSTEMS NAT LEVEL	OPT LEVEL
YELLOW SPRINGS	2903012	GREENE	Acid	ADJ	12/59	4077		1.0
TOTAL POPULATION SERVED BY SOURCE WATER SYSTEM - - - - -						4077		
ZANESVILLE	6002712	MUSKINGUM	Acid	ADJ	10/70	35600		1.0
EAST MUSKINGUM WA NW	6000503	MUSKINGUM		CONS		8000		
TOTAL POPULATION SERVED BY SOURCE WATER SYSTEM - - - - -						43600		

STATE SUMMARY DATA AS OF 12/31/92

OKLAHOMA

SYSTEM SIZE CLASSIFICATION

	FLUORIDATED SYSTEMS		PUBLIC WATER SYSTEMS	
	NUMBER OF SYSTEMS	TOTAL POPULATION	NUMBER OF SYSTEMS	TOTAL POPULATION
=<1,000	85	36,205	715	136,000
1,001-5,000	97	227,406	456	743,000
5,001-10,000	17	120,271	37	272,000
10,001-50,000	25	596,785	34	744,000
50,001-100,000	1	60,000	3	171,000
>100,000	4	822,880	5	1,148,000
TOTAL	229	1,863,547	1,250	3,212,000

FLUORIDATED SYSTEM CLASSIFICATION

	NUMBER	POPULATION	PERCENTAGE (POP.)
ADJUSTED	79	1,589,306	85.3
CONSECUTIVE	95	163,224	8.8
NATURAL	55	111,017	6.0
TOTAL	229	1,863,547	

SCHOOLS, INDIAN AND MILITARY SYSTEMS

	ADJUSTED		NATURAL	
	NUMBER	POP.	NUMBER	POP.
TOTAL SCHOOLS	0	0	0	0
INDIAN SYSTEMS	2	880	0	0
INDIAN SCHOOLS	0	0	0	0
MILITARY SYSTEMS	5	16,096	0	0

CHEMICAL USAGE OF FLUORIDATING SYSTEMS

	NUMBER	POPULATION
SODIUM FLUORIDE	21	220,989
SODIUM SILICOFLUORIDE	118	1,317,905
HYDROFLUOSILICIC ACID	34	196,636

POPULATION SERVED FLUORIDATED DRINKING WATER BY SOURCE SYSTEM,
CONSECUTIVE SYSTEM, AND COUNTY WITHIN STATE (AS OF 12/31/92)

OKLAHOMA

WATER SYSTEMS AND CONSECUTIVE SYSTEMS SERVED	EPA ID NO	COUNTY	CHEM USED	STATUS	FLUOR START DATE	POP SERVED	NATURAL SYSTEMS NAT LEVEL	OPT LEVEL
ADAMS RWD 1	2007010	TEXAS		NATL		135	1.5	
TOTAL POPULATION SERVED BY SOURCE WATER SYSTEM - - - - -						135		
AFTON	1021696	OTTAWA		NATL		1500	1.4	
TOTAL POPULATION SERVED BY SOURCE WATER SYSTEM - - - - -						1500		
ALTUS	1011501	JACKSON	NaSiF6	ADJ	10/83	23600		0.8
ALTUS AFB	3003303	JACKSON		CONS		5000		
TOTAL POPULATION SERVED BY SOURCE WATER SYSTEM - - - - -						28600		
ANADARKO	1010806	CADDO	NaSiF6	ADJ	07/88	6378		0.8
TOTAL POPULATION SERVED BY SOURCE WATER SYSTEM - - - - -						6378		
ARDMORE	1010814	CARTER	Acid	ADJ	/82	24000		0.8
TOTAL POPULATION SERVED BY SOURCE WATER SYSTEM - - - - -						24000		
ATOKA	1010401	ATOKA	Acid	ADJ	/82	3298		0.8
TOTAL POPULATION SERVED BY SOURCE WATER SYSTEM - - - - -						3298		
B & B WATER	2001301	CIMARRON		NATL		300	1.2	
TOTAL POPULATION SERVED BY SOURCE WATER SYSTEM - - - - -						300		
BARTLESVILLE	1021401	WASHINGTON	NaSiF6	ADJ	/65	34900		0.8
BARDEW	3007406	WASHINGTON		CONS		130		
DEWEY	3007402	WASHINGTON		CONS		3900		
OCHELATA UTIL AUTH NA	3007407	WASHINGTON		CONS		750		
OSAGE CO RWD 1	3005704	WASHINGTON		CONS		1300		
RAMONA	3007408	WASHINGTON		CONS		600		
STRIKE-AXE	3005701	WASHINGTON		CONS		750		
WASHINGTON CO RWD 1	3007401	WASHINGTON		CONS		1100		
WASHINGTON CO RWD 2	3007403	WASHINGTON		CONS		2300		
TOTAL POPULATION SERVED BY SOURCE WATER SYSTEM - - - - -						45730		
BEAVER RWD 1 (TURPIN)	2000402	BEAVER		NATL		490	1.6	
TOTAL POPULATION SERVED BY SOURCE WATER SYSTEM - - - - -						490		
BENNINGTON RWD	2000705	BRYAN		NATL		317	1.3	
TOTAL POPULATION SERVED BY SOURCE WATER SYSTEM - - - - -						317		

POPULATION SERVED FLUORIDATED DRINKING WATER BY SOURCE SYSTEM,
CONSECUTIVE SYSTEM, AND COUNTY WITHIN STATE (AS OF 12/31/92)

OKLAHOMA

WATER SYSTEMS AND CONSECUTIVE SYSTEMS SERVED	EPA ID NO	COUNTY	CHEM USED	STATUS	FLUOR START DATE	POP SERVED	NATURAL SYSTEMS NAT LEVEL	OPT LEVEL
BIXBY	1020406	TULSA / WAGONER	Acid	ADJ	11/84	5710		0.8
TOTAL POPULATION SERVED BY SOURCE WATER SYSTEM - - - - -						5710		
BLUEJACKET	2001802	CRAIG		NATL		260	4.4	
TOTAL POPULATION SERVED BY SOURCE WATER SYSTEM - - - - -						260		
BOISE CITY	2001303	CIMARRON		NATL		1800	1.3	
TOTAL POPULATION SERVED BY SOURCE WATER SYSTEM - - - - -						1800		
BOKCHITO	2000704	BRYAN		NATL		633	1.0	
TOTAL POPULATION SERVED BY SOURCE WATER SYSTEM - - - - -						633		
BOWLEGS LIMA WATER DISTRICT	2006701	SEMINOLE		NATL		1850	3.6	
TOTAL POPULATION SERVED BY SOURCE WATER SYSTEM - - - - -						1850		
BOWLEGS WATER WORKS	2006707	SEMINOLE		NATL		150	4.6	
TOTAL POPULATION SERVED BY SOURCE WATER SYSTEM - - - - -						150		
BROKEN BOW	1010208	MCCURTAIN	Acid	ADJ	05/87	3965		0.8
TOTAL POPULATION SERVED BY SOURCE WATER SYSTEM - - - - -						3965		
CACHE	2001607	COMANCHE		NATL		1800	5.4	
TOTAL POPULATION SERVED BY SOURCE WATER SYSTEM - - - - -						1800		
CALUMET	2000904	CANADIAN		NATL		600	1.6	
TOTAL POPULATION SERVED BY SOURCE WATER SYSTEM - - - - -						600		
CARNEGIE	2000205	CADDO	Acid	ADJ	09/88	2016		0.8
TOTAL POPULATION SERVED BY SOURCE WATER SYSTEM - - - - -						2016		
CHANDLER	1020702	LINCOLN	NaSIF6	ADJ	/83	3000		0.8
TOTAL POPULATION SERVED BY SOURCE WATER SYSTEM - - - - -						3000		
CHECOTAH	1020515	MCINTOSH	NaSIF6	ADJ	10/85	3290		0.8
TOTAL POPULATION SERVED BY SOURCE WATER SYSTEM - - - - -						3290		
CHICKASHA	1010821	GRADY	NaSIF6	ADJ	03/85	16000		0.8
TOTAL POPULATION SERVED BY SOURCE WATER SYSTEM - - - - -						16000		

POPULATION SERVED FLUORIDATED DRINKING WATER BY SOURCE SYSTEM,
CONSECUTIVE SYSTEM, AND COUNTY WITHIN STATE (AS OF 12/31/92)

OKLAHOMA

WATER SYSTEMS AND CONSECUTIVE SYSTEMS SERVED	EPA ID NO	COUNTY	CHEM USED	STATUS	FLUOR START DATE	POP SERVED	NATURAL SYSTEMS NAT LEVEL	OPT LEVEL
CLAYTON	1010301	PUSHMATAHA	Acid	ADJ	00/81	1000		0.8
TOTAL POPULATION SERVED BY SOURCE WATER SYSTEM - - - - -						1000		
CLINTON	1010828	CUSTER	Acid	ADJ	/82	10005		0.8
TOTAL POPULATION SERVED BY SOURCE WATER SYSTEM - - - - -						10005		
COALGATE	1010402	COAL	Acid	ADJ	/82	1900		0.8
TOTAL POPULATION SERVED BY SOURCE WATER SYSTEM - - - - -						1900		
COLLINSVILLE	1021505	ROGERS / TULSA	NaSiF6	ADJ	/75	3150		0.8
TOTAL POPULATION SERVED BY SOURCE WATER SYSTEM - - - - -						3150		
COUNTRY CLUB ESTATES	2001448	CLEVELAND		NATL		75	1.4	
TOTAL POPULATION SERVED BY SOURCE WATER SYSTEM - - - - -						75		
CROWDER	1020603	PITTSBURG	NaSiF6	ADJ	01/82	2970		0.8
TOTAL POPULATION SERVED BY SOURCE WATER SYSTEM - - - - -						2970		
CUSHING	1020908	PAYNE	NaSiF6	ADJ	/78	7200		0.8
TOTAL POPULATION SERVED BY SOURCE WATER SYSTEM - - - - -						7200		
DEER CREEK WATER CORP	2005504	OKLAHOMA		NATL		1900	3.8	
TOTAL POPULATION SERVED BY SOURCE WATER SYSTEM - - - - -						1900		
DEL CITY	1020805	OKLAHOMA	NaSiF6	ADJ	/73	22690		0.8
TOTAL POPULATION SERVED BY SOURCE WATER SYSTEM - - - - -						22690		
DELHI	2000507	BECKHAM		NATL		60	7.0	
TOTAL POPULATION SERVED BY SOURCE WATER SYSTEM - - - - -						60		
DEVOL	2001701	COTTON		NATL		186	1.4	
TOTAL POPULATION SERVED BY SOURCE WATER SYSTEM - - - - -						186		
DRUMWRIGHT	2001903	CREEK	NaSiF6	ADJ	12/85	510		0.8
TOTAL POPULATION SERVED BY SOURCE WATER SYSTEM - - - - -						510		

POPULATION SERVED FLUORIDATED DRINKING WATER BY SOURCE SYSTEM,
CONSECUTIVE SYSTEM, AND COUNTY WITHIN STATE (AS OF 12/31/92)

OKLAHOMA

WATER SYSTEMS AND CONSECUTIVE SYSTEMS SERVED	EPA ID NO	COUNTY	CHEM USED	STATUS	FLUOR START DATE	POP SERVED	NATURAL SYSTEMS NAT LEVEL	OPT LEVEL
DURANT	1010601	BRYAN	Acid	ADJ	/58	13000		0.8
SOUTHEAST RWD 5	3000704	BRYAN		CONS		500		
TOTAL POPULATION SERVED BY SOURCE WATER SYSTEM - - - - -						13500		
EDMOND	2005505	OKLAHOMA		NATL		47000	0.9	
TOTAL POPULATION SERVED BY SOURCE WATER SYSTEM - - - - -						47000		
ELK CITY	2000501	BECKHAM	Acid	ADJ	12/84	11500		0.8
TOTAL POPULATION SERVED BY SOURCE WATER SYSTEM - - - - -						11500		
ENID	2002412	GARFIELD	Acid	ADJ	/67	36550		0.8
DRUMMOND	3002401	GARFIELD		CONS		425		
SPRING VALLEY RW ASSOCIATION	3002408	GARFIELD		CONS		189		
VANCE AFB	3002402	GARFIELD		CONS		2500		
TOTAL POPULATION SERVED BY SOURCE WATER SYSTEM - - - - -						39664		
ENID #2	2002445	GARFIELD	Acid	ADJ	/67	12450		0.8
TOTAL POPULATION SERVED BY SOURCE WATER SYSTEM - - - - -						12450		
EUFAULA	1020514	MCINTOSH	NaSiF6	ADJ	01/83	2652		0.8
TOTAL POPULATION SERVED BY SOURCE WATER SYSTEM - - - - -						2652		
FAIRLAND	2005809	OTTAWA		NATL		1100	0.8	
TOTAL POPULATION SERVED BY SOURCE WATER SYSTEM - - - - -						1100		
FAIRVIEW	2004404	MAJOR	Acid	ADJ	06/87	3100		0.8
TOTAL POPULATION SERVED BY SOURCE WATER SYSTEM - - - - -						3100		
FORT GIBSON	1021622	MUSKOGEE	NaSiF6	ADJ	/85	2500		0.8
TOTAL POPULATION SERVED BY SOURCE WATER SYSTEM - - - - -						2500		
FRANCIS	2006205	PONTOTOC		NATL		400	1.6	
TOTAL POPULATION SERVED BY SOURCE WATER SYSTEM - - - - -						400		
GERONIMO	2001611	COMANCHE		NATL		1200	12.0	
TOTAL POPULATION SERVED BY SOURCE WATER SYSTEM - - - - -						1200		
GOODWELL	2007005	TEXAS		NATL		1186	2.0	
TOTAL POPULATION SERVED BY SOURCE WATER SYSTEM - - - - -						1186		

POPULATION SERVED FLUORIDATED DRINKING WATER BY SOURCE SYSTEM,
CONSECUTIVE SYSTEM, AND COUNTY WITHIN STATE (AS OF 12/31/92)

OKLAHOMA

WATER SYSTEMS AND CONSECUTIVE SYSTEMS SERVED	EPA ID NO	COUNTY	CHEM USED	STATUS	FLUOR START DATE	POP SERVED	NATURAL SYSTEMS NAT LEVEL	OPT LEVEL
GUTHRIE	1020903	LOGAN	NaSiF6	ADJ	/52	12000		0.8
TOTAL POPULATION SERVED BY SOURCE WATER SYSTEM - - - - -						12000		
GUYMAN	2007003	TEXAS		NATL		8492	1.9	
TOTAL POPULATION SERVED BY SOURCE WATER SYSTEM - - - - -						8492		
HEAVENER	1020101	LE FLORE	NaSiF6	ADJ	12/81	2601		0.8
TOTAL POPULATION SERVED BY SOURCE WATER SYSTEM - - - - -						2601		
HICKORY MEADOWS	2002146	DELAWARE		NATL		50	1.3	
TOTAL POPULATION SERVED BY SOURCE WATER SYSTEM - - - - -						50		
HOLDENVILLE	1020803	HUGHES	NaSiF6	ADJ	10/83	5500		0.8
TOTAL POPULATION SERVED BY SOURCE WATER SYSTEM - - - - -						5500		
HOOKE	2007006	TEXAS		NATL		1788	0.9	
TOTAL POPULATION SERVED BY SOURCE WATER SYSTEM - - - - -						1788		
IDABEL	1010203	MCCURTAIN	NaSiF6	ADJ	/78	7652		0.8
TOTAL POPULATION SERVED BY SOURCE WATER SYSTEM - - - - -						7652		
INDIAHOMA	2001609	COMANCHE		NATL		425	10.2	
TOTAL POPULATION SERVED BY SOURCE WATER SYSTEM - - - - -						425		
JAY	1021674	DELAWARE	Acid	ADJ	07/88	2100		0.8
TOTAL POPULATION SERVED BY SOURCE WATER SYSTEM - - - - -						2100		
JET	2000211	ALFALFA		NATL		275	0.9	
TOTAL POPULATION SERVED BY SOURCE WATER SYSTEM - - - - -						275		
KANSAS PWA	2002135	DELAWARE		NATL		500	0.9	
TOTAL POPULATION SERVED BY SOURCE WATER SYSTEM - - - - -						500		
KEYES	2001302	CIMARRON		NATL		589	2.2	
TOTAL POPULATION SERVED BY SOURCE WATER SYSTEM - - - - -						589		

POPULATION SERVED FLUORIDATED DRINKING WATER BY SOURCE SYSTEM,
CONSECUTIVE SYSTEM, AND COUNTY WITHIN STATE (AS OF 12/31/92)

OKLAHOMA

WATER SYSTEMS AND CONSECUTIVE SYSTEMS SERVED	EPA ID NO	COUNTY	CHEM USED	STATUS	FLUOR START DATE	POP SERVED	NATURAL SYSTEMS NAT LEVEL	OPT LEVEL
KINGFISHER	2003702	KINGFISHER	NaSiF6	ADJ	/55	4500		0.8
TOTAL POPULATION SERVED BY SOURCE WATER SYSTEM - - - - -						4500		
KINGSTON	2004501	MARSHALL		NATL		1440	0.7	
TOTAL POPULATION SERVED BY SOURCE WATER SYSTEM - - - - -						1440		
KIOWA	1020611	PITTSBURG	NaF	ADJ	/81	863		0.8
TOTAL POPULATION SERVED BY SOURCE WATER SYSTEM - - - - -						863		
KREBS	1020606	PITTSBURG	NaF	ADJ	/81	2200		0.8
TOTAL POPULATION SERVED BY SOURCE WATER SYSTEM - - - - -						2200		
LAKEMONT SHORES	2002170	DELAWARE		NATL		90	2.3	
TOTAL POPULATION SERVED BY SOURCE WATER SYSTEM - - - - -						90		
LAVERNE	2003002	HARPER		NATL		1420	0.7	
TOTAL POPULATION SERVED BY SOURCE WATER SYSTEM - - - - -						1420		
LAWTON	1011303	COMANCHE	NaSiF6	ADJ	/71	110880		0.8
COMANCHE CO RWD 1	3001602	COMANCHE		CONS		2300		
FORT SILL	3001601	COMANCHE		CONS		16900		
MEDICINE PARK	3001603	COMANCHE		CONS		180		
TOTAL POPULATION SERVED BY SOURCE WATER SYSTEM - - - - -						130260		
LINDSAY	2002501	GARVIN	Acid	ADJ	/85	2939		0.8
TOTAL POPULATION SERVED BY SOURCE WATER SYSTEM - - - - -						2939		
LOCO RWD 4	2006904	STEPHENS		NATL		900	0.7	
TOTAL POPULATION SERVED BY SOURCE WATER SYSTEM - - - - -						900		
MADILL	1010820	MARSHALL	Acid	ADJ	/71	3157		0.8
TOTAL POPULATION SERVED BY SOURCE WATER SYSTEM - - - - -						3157		
MANNFORD	1020909	CREEK	NaF	ADJ	/75	3000		0.8
CREEK CO RWD 3	3001916	CREEK		CONS		3000		
PAWNEE CO RWD 2 INC	3005910	CREEK		CONS		500		
TOTAL POPULATION SERVED BY SOURCE WATER SYSTEM - - - - -						6500		

POPULATION SERVED FLUORIDATED DRINKING WATER BY SOURCE SYSTEM,
CONSECUTIVE SYSTEM, AND COUNTY WITHIN STATE (AS OF 12/31/92)

OKLAHOMA

WATER SYSTEMS AND CONSECUTIVE SYSTEMS SERVED	EPA ID NO	COUNTY	CHEM USED	STATUS	FLUOR START DATE	POP SERVED	NATURAL NAT LEVEL	SYSTEMS OPT LEVEL
MARLOW	2006907	STEPHENS	NaSiF6	ADJ	09/85	6000		0.8
TOTAL POPULATION SERVED BY SOURCE WATER SYSTEM - - - - -						6000		
MAUD	2006302	SEMINOLE		NATL		1251	3.7	
TOTAL POPULATION SERVED BY SOURCE WATER SYSTEM - - - - -						1251		
MC ALESTER	1020609	PITTSBURG	NaSiF6	ADJ	/62	18000		0.8
ALDERSON RWD 6	3006109	PITTSBURG		CONS		300		
ARPELAR RWD 7	3006108	PITTSBURG		CONS		1400		
MC ALESTER RWD 9	3006107	PITTSBURG		CONS		600		
PITTSBURG CO RWD 5	3006115	PITTSBURG		CONS		1000		
TANNEHILL WATER CORP	3006106	PITTSBURG		CONS		800		
TOTAL POPULATION SERVED BY SOURCE WATER SYSTEM - - - - -						22100		
MC ALESTER ARMY AMMUN PLANT	1020605	PITTSBURG	NaSiF6	ADJ	01/82	2000		0.8
TOTAL POPULATION SERVED BY SOURCE WATER SYSTEM - - - - -						2000		
MEEKER	1020507	LINCOLN	NaF	ADJ	/82	1083		0.8
TOTAL POPULATION SERVED BY SOURCE WATER SYSTEM - - - - -						1083		
MIAMI	2005813	OTTAWA		NATL		15000	5.4	
TOTAL POPULATION SERVED BY SOURCE WATER SYSTEM - - - - -						15000		
MIDWEST CITY	1020806	OKLAHOMA	NaSiF6	ADJ	/61	50000		0.8
TOTAL POPULATION SERVED BY SOURCE WATER SYSTEM - - - - -						50000		
MONKEY ISLAND AIRPORT RESORT	2002167	DELAWARE		NATL		50	1.5	
TOTAL POPULATION SERVED BY SOURCE WATER SYSTEM - - - - -						50		
MULDRO	1020208	SEQUORAH	Acid	ADJ	12/88	2800		0.8
TOTAL POPULATION SERVED BY SOURCE WATER SYSTEM - - - - -						2800		
MUSKOGEE	1021607	MUSKOGEE	NaSiF6	ADJ	/73	37708		0.8
JESS DUNN CORR CTR	3005126	MUSKOGEE		CONS		750		
KEEFTON RWD 5	3005107	MUSKOGEE		CONS		1700		
MUSKOGEE CO RWD 2	3005102	MUSKOGEE		CONS		1000		
MUSKOGEE CO RWD 8	3005117	MUSKOGEE		CONS		200		
MUSKOGEE CO RWD 9	3005119	MUSKOGEE		CONS		300		
OKLA SCHOOL FOR BLIND	3005121	MUSKOGEE		CONS		200		
PORTER PWA	3007306	WAGONER		CONS		325		

POPULATION SERVED FLUORIDATED DRINKING WATER BY SOURCE SYSTEM,
CONSECUTIVE SYSTEM, AND COUNTY WITHIN STATE (AS OF 12/31/92)

OKLAHOMA

WATER SYSTEMS AND CONSECUTIVE SYSTEMS SERVED	EPA ID NO	COUNTY	CHEM USED	STATUS	FLUOR START DATE	POP SERVED	NATURAL SYSTEMS NAT LEVEL	OPT LEVEL
TAFT	3005118	MUSKOGEE		CONS		525		
OKLA CHILDREN'S CENTER	3005108	MUSKOGEE		CONS		200		
TOTAL POPULATION SERVED BY SOURCE WATER SYSTEM - - - - -						42908		
NORMAN	1020801	CLEVELAND	NaSiF6	ADJ	/66	60000		0.8
TOTAL POPULATION SERVED BY SOURCE WATER SYSTEM - - - - -						60000		
NORTHWEST CENTRAL PIPELINE	2007012	TEXAS		NATL		125	1.7	
TOTAL POPULATION SERVED BY SOURCE WATER SYSTEM - - - - -						125		
NOWATA	1021503	NOWATA	NaSiF6	ADJ	/51	4000		0.8
ELM BEND RWD INC	3005309	NOWATA		CONS		300		
NOWATA CO RWD 2	3005303	NOWATA		CONS		140		
NOWATA CO RWD 3	3005302	NOWATA		CONS		225		
NOWATA CO RWD 5	3005307	NOWATA		CONS		80		
NOWATA CO RWD 6	3005308	NOWATA		CONS		200		
TOTAL POPULATION SERVED BY SOURCE WATER SYSTEM - - - - -						4945		
OAKHILL COMMERCIAL WATER	2002143	DELAWARE		NATL		100	1.0	
TOTAL POPULATION SERVED BY SOURCE WATER SYSTEM - - - - -						100		
ODA	2006201	PONTOTOC	Acid	ADJ	/57	19982		0.8
HOMER RWD 1	3006205	PONTOTOC		CONS		440		
PICKETT-BEBEE	3006204	PONTOTOC		CONS		1371		
PONTOTOC RWD 4	3006203	PONTOTOC		CONS		617		
PONTOTOC RWD 7	3006215	PONTOTOC		CONS		3010		
PONTOTOC RWD 8	3006216	PONTOTOC		CONS		300		
TOTAL POPULATION SERVED BY SOURCE WATER SYSTEM - - - - -						25720		
OKEMAH	1020706	OKFUSKEE	NaSiF6	ADJ	/66	3085		0.8
OKFUSKEE CO RWD 2	3005402	OKFUSKEE		CONS		1946		
OKFUSKEE CO RWD 3	3005401	OKFUSKEE		CONS		265		
RWD & SWMD # 3	3006703	SEMINOLE		CONS		1240		
TOTAL POPULATION SERVED BY SOURCE WATER SYSTEM - - - - -						6536		
OKLAHOMA CITY-DRAPER	1020802	OKLAHOMA	NaSiF6	ADJ	/54	276000		0.8
TOTAL POPULATION SERVED BY SOURCE WATER SYSTEM - - - - -						276000		
OKLAHOMA CITY-HEFNER	1020902	OKLAHOMA	NaSiF6	ADJ	/54	276000		0.8
TOTAL POPULATION SERVED BY SOURCE WATER SYSTEM - - - - -						276000		

POPULATION SERVED FLUORIDATED DRINKING WATER BY SOURCE SYSTEM,
CONSECUTIVE SYSTEM, AND COUNTY WITHIN STATE (AS OF 12/31/92)

OKLAHOMA

WATER SYSTEMS AND CONSECUTIVE SYSTEMS SERVED	EPA ID NO	COUNTY	CHEM USED	STATUS	FLUOR START DATE	POP SERVED	NATURAL SYSTEMS NAT LEVEL	OPT LEVEL
OKLAHOMA CITY-OVERHOLSER	1020502	OKLAHOMA	NaSiF6	ADJ	/54	46000		0.8
TOTAL POPULATION SERVED BY SOURCE WATER SYSTEM - - - - -						46000		
OKLAHOMA STATE REFORMATORY	2002803	GREER		NATL		1200	1.3	
TOTAL POPULATION SERVED BY SOURCE WATER SYSTEM - - - - -						1200		
OKMULGEE	1020708	OKMULGEE	OTHER	ADJ	04/89	17000		0.8
TOTAL POPULATION SERVED BY SOURCE WATER SYSTEM - - - - -						17000		
OOLOGAH RWD 4	1021506	ROGERS	NaF	ADJ	/81	3201		0.8
TOTAL POPULATION SERVED BY SOURCE WATER SYSTEM - - - - -						3201		
OPTIMA	2007001	TEXAS		NATL		72	1.2	
TOTAL POPULATION SERVED BY SOURCE WATER SYSTEM - - - - -						72		
PANHANDLE ST UNIVERSITY	2007002	TEXAS		NATL		1200	2.5	
TOTAL POPULATION SERVED BY SOURCE WATER SYSTEM - - - - -						1200		
PAWHUSKA	1021301	OSAGE	NaSiF6	ADJ	/58	4717		0.8
TOTAL POPULATION SERVED BY SOURCE WATER SYSTEM - - - - -						4717		
PCWA-ADAMSON	1020616	PITTSBURG	NaSiF6	ADJ	/81	10000		0.8
TOTAL POPULATION SERVED BY SOURCE WATER SYSTEM - - - - -						10000		
PEELS MHP	2006706	SEMINOLE		NATL		70	1.7	
TOTAL POPULATION SERVED BY SOURCE WATER SYSTEM - - - - -						70		
PERRY	1021206	NOBLE	Acid	ADJ	/80	5000		0.8
TOTAL POPULATION SERVED BY SOURCE WATER SYSTEM - - - - -						5000		
PONCA CITY	1021202	KAY	NaSiF6	ADJ	/56	29000		0.8
KAY CO RWD 1	3003605	KAY		CONS		515		
KAY CO RWD 2	3003604	KAY		CONS		50		
KILDARE RWD 3	3003602	KAY		CONS		1300		
OSAGE CO RWD 3	2005739	OSAGE		CONS		700		
WHITE EAGLE-INDIAN HEALTH	3003614	KAY		CONS		600		
TOTAL POPULATION SERVED BY SOURCE WATER SYSTEM - - - - -						32165		

POPULATION SERVED FLUORIDATED DRINKING WATER BY SOURCE SYSTEM,
CONSECUTIVE SYSTEM, AND COUNTY WITHIN STATE (AS OF 12/31/92)

OKLAHOMA

WATER SYSTEMS AND CONSECUTIVE SYSTEMS SERVED	EPA ID NO	COUNTY	CHEM USED	STATUS	FLUOR START DATE	POP SERVED	NATURAL SYSTEMS NAT LEVEL	OPT LEVEL
POTEAU VALLEY IMPV AUTH	1020104	LE FLORE	NaSiF6	ADJ	11/75	6500		0.8
BOKOSHE	3004012	LE FLORE		CONS		600		
CAMERON PWA	3004011	LE FLORE		CONS		380		
LE FLORE CO RWD 1	3004003	LE FLORE		CONS		1360		
LE FLORE CO RWD 2	3004007	LE FLORE		CONS		3600		
LE FLORE CO RWD 3	3004006	LE FLORE		CONS		1375		
LE FLORE CO RWD 4	3004004	LE FLORE		CONS		610		
LE FLORE CO RWD 5	3004010	LE FLORE		CONS		1500		
MC CURTAIN	3003101	LE FLORE		CONS		550		
MONROE WATER ASSN	3004008	LE FLORE		CONS		600		
NW WATER ASSN	3004001	LE FLORE		CONS		3185		
PANAMA	3004016	LE FLORE		CONS		1625		
POTEAU	3004015	LE FLORE		CONS		7089		
SPIRO EAST RW	3004005	LE FLORE		CONS		1817		
WATER DISTRICT INC	3004009	LE FLORE		CONS		2750		
WISTER	3004014	LE FLORE		CONS		673		
TOTAL POPULATION SERVED BY SOURCE WATER SYSTEM - - - - -						34214		
PRAGUE	2004101	LINCOLN		NATL		2300	0.8	
TOTAL POPULATION SERVED BY SOURCE WATER SYSTEM - - - - -						2300		
RATCLIFF CITY	2001002	CARTER		NATL		350	1.5	
TOTAL POPULATION SERVED BY SOURCE WATER SYSTEM - - - - -						350		
RINGLING	2003404	JEFFERSON		NATL		1700	1.4	
TOTAL POPULATION SERVED BY SOURCE WATER SYSTEM - - - - -						1700		
ROFF CITY	2006206	PONTOTOC		NATL		830	0.7	
TOTAL POPULATION SERVED BY SOURCE WATER SYSTEM - - - - -						830		
ROGERS CO RWD # 5	1021507	ROGERS	NaF	ADJ	04/86	3000		0.8
TOTAL POPULATION SERVED BY SOURCE WATER SYSTEM - - - - -						3000		
RURAL WATER DISTRICT 2	2005804	OTTAWA		NATL		700	0.7	
TOTAL POPULATION SERVED BY SOURCE WATER SYSTEM - - - - -						700		
SALLISAW	1020206	SEQUOYAH	Acid	ADJ	/81	8000		0.8
TOTAL POPULATION SERVED BY SOURCE WATER SYSTEM - - - - -						8000		
SAND SPRINGS	1020420	TULSA	NaSiF6	ADJ	/66	17000		0.8
HISSOM MEMORIAL CENTER	3007214	TULSA		CONS		300		

POPULATION SERVED FLUORIDATED DRINKING WATER BY SOURCE SYSTEM,
CONSECUTIVE SYSTEM, AND COUNTY WITHIN STATE (AS OF 12/31/92)

OKLAHOMA

WATER SYSTEMS AND CONSECUTIVE SYSTEMS SERVED	EPA ID NO	COUNTY	CHEM USED	STATUS	FLUOR START DATE	POP SERVED	NATURAL SYSTEMS NAT LEVEL	OPT LEVEL
TULSA CO RWD 1	3007204	TULSA		CONS		1600		
TULSA CO W IMP DIST 14	3007213	TULSA		CONS		1400		
TOTAL POPULATION SERVED BY SOURCE WATER SYSTEM - - - - -						20300		
SAPULPA	1020404	CREEK	NaSiF6	ADJ	/58	19000		0.8
CREEK CO RWD 2	3001902	CREEK		CONS		7650		
SAPULPA RW CO	3001904	CREEK		CONS		4000		
TULSA CO RWD 2	3007217	CREEK		CONS		500		
TOTAL POPULATION SERVED BY SOURCE WATER SYSTEM - - - - -						31150		
SHANGRI-LA	2002136	DELAWARE		NATL		175	1.6	
TOTAL POPULATION SERVED BY SOURCE WATER SYSTEM - - - - -						175		
SHAWNEE	1020504	POTTAWATOMIE	NaSiF6	ADJ	/69	27500		0.8
BETHEL ACRES RWS	3006303	POTTAWATOMIE		CONS		1200		
TOTAL POPULATION SERVED BY SOURCE WATER SYSTEM - - - - -						28700		
SOUTHWEST LIVESTOCK RESEARCH	2000903	CANADIAN		NATL		75	0.9	
TOTAL POPULATION SERVED BY SOURCE WATER SYSTEM - - - - -						75		
STIGLER	1020303	HASKELL	NaSiF6	ADJ	10/85	2630		0.8
TOTAL POPULATION SERVED BY SOURCE WATER SYSTEM - - - - -						2630		
STILLWATER	1021220	PAYNE	NaSiF6	ADJ	/58	20000		0.8
TOTAL POPULATION SERVED BY SOURCE WATER SYSTEM - - - - -						20000		
STILWEL	1020205	ADAIR	NaSiF6	ADJ	03/85	3000		0.8
TOTAL POPULATION SERVED BY SOURCE WATER SYSTEM - - - - -						3000		
STROUD	1020705	LINCOLN	NaSiF6	ADJ	01/83	3000		0.8
TOTAL POPULATION SERVED BY SOURCE WATER SYSTEM - - - - -						3000		
SUNSET HILLS SUBDIVISION	2002133	DELAWARE		NATL		45	1.7	
TOTAL POPULATION SERVED BY SOURCE WATER SYSTEM - - - - -						45		
TAHLEQUAH	1021701	CHEROKEE	Acid	ADJ	/67	9300		0.8
GRAND VIEW RWD 3	3001110	CHEROKEE		CONS		1325		
PARK HILL RWD 5	3001102	CHEROKEE		CONS		800		
STICK ROSS MT	3001101	CHEROKEE		CONS		1912		
TOTAL POPULATION SERVED BY SOURCE WATER SYSTEM - - - - -						13337		

POPULATION SERVED FLUORIDATED DRINKING WATER BY SOURCE SYSTEM,
CONSECUTIVE SYSTEM, AND COUNTY WITHIN STATE (AS OF 12/31/92)

OKLAHOMA

WATER SYSTEMS AND CONSECUTIVE SYSTEMS SERVED	EPA ID NO	COUNTY	CHEM USED	STATUS	FLUOR START DATE	POP SERVED	NATURAL SYSTEMS NAT LEVEL	OPT LEVEL
TALIHINA	1010304	LE FLORE	NaSiF6	ADJ	/80	1378		0.8
BUFFALO VALLEY RWD 2	3003903	LE FLORE		CONS		1050		
TOTAL POPULATION SERVED BY SOURCE WATER SYSTEM - - - - -						2428		
TECUMSEH	1020506	POTTAWATOMIE	NaF	ADJ	/74	5500		0.8
TOTAL POPULATION SERVED BY SOURCE WATER SYSTEM - - - - -						5500		
TEXAS CO RWD #2	2007004	TEXAS			NATL	243	1.9	
TOTAL POPULATION SERVED BY SOURCE WATER SYSTEM - - - - -						243		
TEXHOMA	2007009	TEXAS			NATL	800	1.6	
TOTAL POPULATION SERVED BY SOURCE WATER SYSTEM - - - - -						800		
TINKER AFB	2005508	OKLAHOMA	NaSiF6	ADJ	/78	3320		0.8
TOTAL POPULATION SERVED BY SOURCE WATER SYSTEM - - - - -						3320		
TIPTON	2007101	TILLMAN			NATL	1170	1.0	
TOTAL POPULATION SERVED BY SOURCE WATER SYSTEM - - - - -						1170		
TISHOMINGO	1010815	JOHNSTON	NaF	ADJ	/79	3116		0.8
TOTAL POPULATION SERVED BY SOURCE WATER SYSTEM - - - - -						3116		
TRI-COUNTY DEV. AUTH.	1021221	PAWNEE	NaSiF6	ADJ	07/87	93		0.8
51 EAST WATER RWD	3006003	PAYNE		CONS		1270		
BIG CREEK RWD	2004105	LINCOLN		CONS		2500		
BLACKBURN-SKEDEE	3005913	PAWNEE		CONS		500		
CLEVELAND	1021210	PAWNEE		CONS		3156		
GLENCOE	3006040	PAYNE		CONS		500		
MORRWATER INC	3005203	NOBLE		CONS		1200		
PAWNEE	1021209	PAWNEE		CONS		2248		
PAWNEE RWD # 3	3005911	PAWNEE		CONS		510		
PAYNE CO. RWD #4	3006001	PAYNE		CONS		590		
YALE	3006039	PAYNE		CONS		2000		
TOTAL POPULATION SERVED BY SOURCE WATER SYSTEM - - - - -						14567		
TULSA	1020418	TULSA	NaF	ADJ	/53	160000		0.8
CATOOSA	3006629	ROGERS		CONS		1000		
JENKS	3007201	TULSA		CONS		7000		
OWASSO	3007218	TULSA		CONS		6000		

POPULATION SERVED FLUORIDATED DRINKING WATER BY SOURCE SYSTEM,
CONSECUTIVE SYSTEM, AND COUNTY WITHIN STATE (AS OF 12/31/92)

OKLAHOMA

WATER SYSTEMS AND CONSECUTIVE SYSTEMS SERVED	EPA ID NO	COUNTY	CHEM USED	STATUS	FLUOR START DATE	POP SERVED	NATURAL SYSTEMS NAT LEVEL	OPT LEVEL
SAR WATER CORP	3007205	TULSA		CONS		3000		
SKIATOOK	3007203	TULSA		CONS		5000		
SPERRY	3007202	TULSA		CONS		1400		
TULSA CO WATER IMP DIST 14	3007213	TULSA		CONS		1400		
TURLEY		TULSA		CONS		6300		
USAF PLANT 3	3007212	TULSA		CONS		3276		
TOTAL POPULATION SERVED BY SOURCE WATER SYSTEM - - - - -						194376		
WAYNOKA	2007604	WOODS	NaF	ADJ	/80	1150		0.8
TOTAL POPULATION SERVED BY SOURCE WATER SYSTEM - - - - -						1150		
WELLSTON	2004140	LINCOLN		NATL		900	2.3	
TOTAL POPULATION SERVED BY SOURCE WATER SYSTEM - - - - -						900		
WEST CARTER RWD	2001003	CARTER		NATL		2000	1.4	
TOTAL POPULATION SERVED BY SOURCE WATER SYSTEM - - - - -						2000		
WETUMKA	1020508	HUGHES	Acid	ADJ	/81	1475		0.8
TOTAL POPULATION SERVED BY SOURCE WATER SYSTEM - - - - -						1475		
WEWOKA	1020510	SEMINOLE / HUGHES	NaSiF6	ADJ	/82	4042		0.8
TOTAL POPULATION SERVED BY SOURCE WATER SYSTEM - - - - -						4042		
WILBURTON	1020103	LATIMER	NaSiF6	ADJ	12/83	4000		0.8
TOTAL POPULATION SERVED BY SOURCE WATER SYSTEM - - - - -						4000		
WILSON	2001001	CARTER		NATL		1750	0.9	
TOTAL POPULATION SERVED BY SOURCE WATER SYSTEM - - - - -						1750		

STATE SUMMARY DATA AS OF 12/31/92

OREGON

SYSTEM SIZE CLASSIFICATION

	FLUORIDATED SYSTEMS		PUBLIC WATER SYSTEMS	
	NUMBER OF SYSTEMS	TOTAL POPULATION	NUMBER OF SYSTEMS	TOTAL POPULATION
=<1,000	20	8,857	675	92,000
1,001-5,000	18	49,631	196	336,000
5,001-10,000	7	53,625	28	199,000
10,001-50,000	10	202,759	36	769,000
50,001-100,000	0	0	1	60,000
>100,000	2	237,457	4	774,000
TOTAL	57	552,329	940	2,230,000

FLUORIDATED SYSTEM CLASSIFICATION

	NUMBER	POPULATION	PERCENTAGE (POP.)
ADJUSTED	28	490,507	88.8
CONSECUTIVE	9	18,957	3.4
NATURAL	20	42,865	7.8
TOTAL	57	552,329	

SCHOOLS, INDIAN AND MILITARY SYSTEMS

	ADJUSTED		NATURAL	
	NUMBER	POP.	NUMBER	POP.
TOTAL SCHOOLS	0	0	0	0
INDIAN SYSTEMS	5	3,480	0	0
INDIAN SCHOOLS	0	0	0	0
MILITARY SYSTEMS	0	0	0	0

CHEMICAL USAGE OF FLUORIDATING SYSTEMS

	NUMBER	POPULATION
SODIUM FLUORIDE	9	16,056
SODIUM SILICOFUORIDE	26	466,419
HYDROFLUOSILICIC ACID	2	26,989

POPULATION SERVED FLUORIDATED DRINKING WATER BY SOURCE SYSTEM,
CONSECUTIVE SYSTEM, AND COUNTY WITHIN STATE (AS OF 12/31/92)

OREGON

WATER SYSTEMS AND CONSECUTIVE SYSTEMS SERVED	EPA ID NO	COUNTY	CHEM USED	STATUS	FLUOR START DATE	POP SERVED	NATURAL SYSTEMS NAT LEVEL	OPT LEVEL
ADAMS	4100001	UMATILLA			NATL	245	0.7	
TOTAL POPULATION SERVED BY SOURCE WATER SYSTEM - - - - -						245		
ADRIAN	4100002	MALHEUR			NATL	170	0.7	
TOTAL POPULATION SERVED BY SOURCE WATER SYSTEM - - - - -						170		
ALBANY	4100012	LINN	NaSiF6	ADJ	11/64	35000		1.0
NORTH ALBANY CSD	4101170	BENTON		CONS		4500		
TOTAL POPULATION SERVED BY SOURCE WATER SYSTEM - - - - -						39500		
ARLINGTON	4100046	GILLIAM			NATL	680	2.4	
TOTAL POPULATION SERVED BY SOURCE WATER SYSTEM - - - - -						680		
ASTORIA	4100055	CLATSOP	NaSiF6	ADJ	12/52	12300		1.0
BURNSIDE WATER ASSOC.	4100054	CLATSOP		CONS		290		
FERNHILL COMMUNITY	4100059	CLATSOP		CONS		237		
JOHN DAY WD	4100060	CLATSOP		CONS		225		
OLNEY WALLUSKI WA	4100057	CLATSOP		CONS		495		
WILLOW DALE WD	4100058	CLATSOP		CONS		130		
TOTAL POPULATION SERVED BY SOURCE WATER SYSTEM - - - - -						13677		
ATHENA	4100064	UMATILLA			NATL	970	0.7	
TOTAL POPULATION SERVED BY SOURCE WATER SYSTEM - - - - -						970		
BOARDMAN	4100130	MORROW			NATL	1500	0.7	
TOTAL POPULATION SERVED BY SOURCE WATER SYSTEM - - - - -						1500		
BURNS-PAIUTE	4101100	HARNEY	NaF	ADJ	03/84	170		1.0
TOTAL POPULATION SERVED BY SOURCE WATER SYSTEM - - - - -						170		
CHEMOWITH CO-OP	4100867	WASCO			NATL	2400	1.1	
TOTAL POPULATION SERVED BY SOURCE WATER SYSTEM - - - - -						2400		
COOS BAY-NORTH BEND	4100205	COOS	NaSiF6	ADJ	01/57	27000		1.0
BAY PARK MILLINGTON	4100206	COOS		CONS		1000		
TOTAL POPULATION SERVED BY SOURCE WATER SYSTEM - - - - -						28000		
COQUILLE	4100213	COOS	NaSiF6	ADJ	05/54	4300		1.0
TOTAL POPULATION SERVED BY SOURCE WATER SYSTEM - - - - -						4300		

POPULATION SERVED FLUORIDATED DRINKING WATER BY SOURCE SYSTEM,
CONSECUTIVE SYSTEM, AND COUNTY WITHIN STATE (AS OF 12/31/92)

OREGON

WATER SYSTEMS AND CONSECUTIVE SYSTEMS SERVED	EPA ID NO	COUNTY	CHEM USED	STATUS	FLUOR START DATE	POP SERVED	NATURAL NAT LEVEL	SYSTEMS OPT LEVEL
CORVALLIS	4100225	BENTON	NaSiF6	ADJ	06/52	42000		1.0
TOTAL POPULATION SERVED BY SOURCE WATER SYSTEM - - - - -						42000		
DALLAS	4100248	POLK	NaSiF6	ADJ	09/56	8950		1.0
TOTAL POPULATION SERVED BY SOURCE WATER SYSTEM - - - - -						8950		
DUFUR	4100262	WASCO		NATL		1410	0.7	
TOTAL POPULATION SERVED BY SOURCE WATER SYSTEM - - - - -						1410		
ECHO	4100270	UMATILLA		NATL		615	0.9	
TOTAL POPULATION SERVED BY SOURCE WATER SYSTEM - - - - -						615		
FLORENCE	4100299	LANE	NaF	ADJ	06/52	4505		1.0
TOTAL POPULATION SERVED BY SOURCE WATER SYSTEM - - - - -						4505		
FOREST GROVE	4100305	WASHINGTON	NaSiF6	ADJ	10/52	11900		1.0
TOTAL POPULATION SERVED BY SOURCE WATER SYSTEM - - - - -						11900		
FOSSIL	4100307	WHEELER		NATL		660	1.4	
TOTAL POPULATION SERVED BY SOURCE WATER SYSTEM - - - - -						660		
HEPPNER	4100369	MORROW		NATL		1505	0.7	
TOTAL POPULATION SERVED BY SOURCE WATER SYSTEM - - - - -						1505		
HERMISTON	4100372	UMATILLA		NATL		10070	0.8	
TOTAL POPULATION SERVED BY SOURCE WATER SYSTEM - - - - -						10070		
HUNTINGTON	4100393	BAKER		NATL		525	0.7	
TOTAL POPULATION SERVED BY SOURCE WATER SYSTEM - - - - -						525		
IRRIGON	4100403	MORROW		NATL		885	0.7	
TOTAL POPULATION SERVED BY SOURCE WATER SYSTEM - - - - -						885		
JORDAN VALLEY	4100411	MALHEUR		NATL		390	1.1	
TOTAL POPULATION SERVED BY SOURCE WATER SYSTEM - - - - -						390		

POPULATION SERVED FLUORIDATED DRINKING WATER BY SOURCE SYSTEM,
CONSECUTIVE SYSTEM, AND COUNTY WITHIN STATE (AS OF 12/31/92)

OREGON

WATER SYSTEMS AND CONSECUTIVE SYSTEMS SERVED	EPA ID NO	COUNTY	CHEM USED	STATUS	FLUOR START DATE	POP SERVED	NATURAL SYSTEMS NAT LEVEL	OPT LEVEL
KEIZER	4100744	MARION	Acid	ADJ	03/83	24189		1.0
TOTAL POPULATION SERVED BY SOURCE WATER SYSTEM - - - - -						24189		
LAKEVIEW	4100464	LAKE		NATL		3400	0.7	
TOTAL POPULATION SERVED BY SOURCE WATER SYSTEM - - - - -						3400		
MCMINNVILLE	4100497	YAMHILL	NaSiF6	ADJ	08/61	17500		1.0
TOTAL POPULATION SERVED BY SOURCE WATER SYSTEM - - - - -						17500		
MILL CITY	4100520	MARION	NaF	ADJ	11/64	1580		1.0
TOTAL POPULATION SERVED BY SOURCE WATER SYSTEM - - - - -						1580		
MISSION	4111101	UMATILLA	NaF	ADJ	05/83	700		1.0
TOTAL POPULATION SERVED BY SOURCE WATER SYSTEM - - - - -						700		
MONMOUTH	4100537	POLK	NaSiF6	ADJ	05/70	5725		1.0
TOTAL POPULATION SERVED BY SOURCE WATER SYSTEM - - - - -						5725		
NEWPORT	4100566	LINCOLN	NaSiF6	ADJ	07/62	9000		1.0
TOTAL POPULATION SERVED BY SOURCE WATER SYSTEM - - - - -						9000		
NYSSA	4100579	MALHEUR		NATL		2820	0.9	
TOTAL POPULATION SERVED BY SOURCE WATER SYSTEM - - - - -						2820		
ONTARIO	4100587	MALHEUR		NATL		9720	0.7	
TOTAL POPULATION SERVED BY SOURCE WATER SYSTEM - - - - -						9720		
PHILOMATH	4100624	BENTON	Acid	ADJ	01/00	2800		1.0
TOTAL POPULATION SERVED BY SOURCE WATER SYSTEM - - - - -						2800		
SALEM	4100731	MARION	NaSiF6	ADJ	/53	116000		1.0
SUBURBAN EAST SALEM	4100768	MARION		CONS		11000		
TOTAL POPULATION SERVED BY SOURCE WATER SYSTEM - - - - -						127000		
SEASIDE	4100799	CLATSOP	NaF	ADJ	06/82	5000		1.0
TOTAL POPULATION SERVED BY SOURCE WATER SYSTEM - - - - -						5000		

POPULATION SERVED FLUORIDATED DRINKING WATER BY SOURCE SYSTEM,
CONSECUTIVE SYSTEM, AND COUNTY WITHIN STATE (AS OF 12/31/92)

OREGON

WATER SYSTEMS AND CONSECUTIVE SYSTEMS SERVED	EPA ID NO	COUNTY	CHEM USED	STATUS	FLUOR START DATE	POP SERVED	NATURAL SYSTEMS NAT LEVEL	OPT LEVEL
SENECA	4100807	GRANT		NATL		260	0.7	
TOTAL POPULATION SERVED BY SOURCE WATER SYSTEM - - - - -						260		
SHERIDAN	4100811	YAMHILL	NaSiF6	ADJ	02/66	4300		1.0
TOTAL POPULATION SERVED BY SOURCE WATER SYSTEM - - - - -						4300		
SIDWALTER	4101101	WASCO	NaF	ADJ	03/84	60		1.0
TOTAL POPULATION SERVED BY SOURCE WATER SYSTEM - - - - -						60		
SILVERTON	4100823	MARION	NaSiF6	ADJ	/72	5480		1.0
TOTAL POPULATION SERVED BY SOURCE WATER SYSTEM - - - - -						5480		
SIMNASHO	4101102	WASCO	NaF	ADJ	03/84	150		1.0
TOTAL POPULATION SERVED BY SOURCE WATER SYSTEM - - - - -						150		
STANFIELD	4100842	UMATILLA		NATL		1660	1.7	
TOTAL POPULATION SERVED BY SOURCE WATER SYSTEM - - - - -						1660		
SUBLIMITY	4100844	MARION	NaF	ADJ	07/55	1491		1.0
TOTAL POPULATION SERVED BY SOURCE WATER SYSTEM - - - - -						1491		
SWEET HOME	4100851	LINN	NaSiF6	ADJ	07/65	6750		1.0
TOTAL POPULATION SERVED BY SOURCE WATER SYSTEM - - - - -						6750		
THE DALLES	4100869	WASCO	NaSiF6	ADJ	01/57	11800		1.0
TOTAL POPULATION SERVED BY SOURCE WATER SYSTEM - - - - -						11800		
UMATILLA	4100914	UMATILLA		NATL		2980	0.7	
TOTAL POPULATION SERVED BY SOURCE WATER SYSTEM - - - - -						2980		
WARM SPRINGS AGENCY	4101247	JEFFERSON	NaF	ADJ	02/61	2400		1.0
TOTAL POPULATION SERVED BY SOURCE WATER SYSTEM - - - - -						2400		
WARRENTON	4100932	CLATSOP	NaSiF6	ADJ	01/56	8000		1.0
GEARHART	4100318	CLATSOP		CONS		1080		
TOTAL POPULATION SERVED BY SOURCE WATER SYSTEM - - - - -						9080		

POPULATION SERVED FLUORIDATED DRINKING WATER BY SOURCE SYSTEM,
CONSECUTIVE SYSTEM, AND COUNTY WITHIN STATE (AS OF 12/31/92)

OREGON

WATER SYSTEMS AND CONSECUTIVE SYSTEMS SERVED	EPA ID NO	COUNTY	CHEM USED	STATUS	FLUOR START DATE	POP SERVED	NATURAL SYSTEMS NAT LEVEL	OPT LEVEL
WOLF CREEK HWY WD	4100665	WASHINGTON	NaSiF6	ADJ	06/64	121457		1.0

TOTAL POPULATION SERVED BY SOURCE WATER SYSTEM - - - - - 121457

STATE SUMMARY DATA AS OF 12/31/92

PENNSYLVANIA

SYSTEM SIZE CLASSIFICATION

	FLUORIDATED SYSTEMS		PUBLIC WATER SYSTEMS	
	NUMBER OF SYSTEMS	TOTAL POPULATION	NUMBER OF SYSTEMS	TOTAL POPULATION
=<1,000	13	7,132	1,715	420,000
1,001-5,000	44	133,689	393	943,000
5,001-10,000	30	233,418	90	645,000
10,001-50,000	45	990,376	117	2,476,000
50,001-100,000	10	711,999	15	972,000
>100,000	7	3,406,767	16	5,311,000
TOTAL	149	5,483,381	2,346	10,768,000

FLUORIDATED SYSTEM CLASSIFICATION

	NUMBER	POPULATION	PERCENTAGE (POP.)
ADJUSTED	104	5,249,764	95.7
CONSECUTIVE	45	233,617	4.3
NATURAL	0	0	0.0
TOTAL	149	5,483,381	

SCHOOLS, INDIAN AND MILITARY SYSTEMS

	ADJUSTED		NATURAL	
	NUMBER	POP.	NUMBER	POP.
TOTAL SCHOOLS	0	0	0	0
INDIAN SYSTEMS	0	0	0	0
INDIAN SCHOOLS	0	0	0	0
MILITARY SYSTEMS	0	0	0	0

CHEMICAL USAGE OF FLUORIDATING SYSTEMS

	NUMBER	POPULATION
SODIUM FLUORIDE	25	275,545
SODIUM SILICOFLUORIDE	28	553,395
HYDROFLUOSILICIC ACID	82	3,990,234

POPULATION SERVED FLUORIDATED DRINKING WATER BY SOURCE SYSTEM,
CONSECUTIVE SYSTEM, AND COUNTY WITHIN STATE (AS OF 12/31/92)

PENNSYLVANIA

WATER SYSTEMS AND CONSECUTIVE SYSTEMS SERVED	EPA ID NO	COUNTY	CHEM USED	STATUS	FLUOR START DATE	POP SERVED	NATURAL SYSTEMS NAT LEVEL	OPT LEVEL
ALBERT GALLATIN MUN AUTH	5260027	FAYETTE	NaF	ADJ	01/90	12187		1.0
TOTAL POPULATION SERVED BY SOURCE WATER SYSTEM - - - - -						12187		
ASPINWALL BROUGH	5020003	ALLEGHENY	Acid	ADJ	07/89	2880		1.0
TOTAL POPULATION SERVED BY SOURCE WATER SYSTEM - - - - -						2880		
BEAVER FALLS MA (EASTVALE PLT)	5040012	BEAVER	NaSiF6	ADJ	05/67	28028		1.0
TOTAL POPULATION SERVED BY SOURCE WATER SYSTEM - - - - -						28028		
BEAVER FALLS MA (NEW BRIGHTON)	5040084	BEAVER	NaSiF6	ADJ	05/67	25045		1.0
TOTAL POPULATION SERVED BY SOURCE WATER SYSTEM - - - - -						25045		
BEDFORD BOROUGH	4050002	BEDFORD	NaF	ADJ	12/64	4500		1.0
TOTAL POPULATION SERVED BY SOURCE WATER SYSTEM - - - - -						4500		
BELLEFONTE BOROUGH	4140075	CENTRE	NaF	ADJ	08/68	7371		1.0
TOTAL POPULATION SERVED BY SOURCE WATER SYSTEM - - - - -						7371		
BETHLEHEM MUN WA	3480046	NORTHAMPTON	Acid	ADJ	06/71	78928		1.0
LOWER NAZARETH TWP MA	3480016	NORTHAMPTON		CONS		3620		
UPPER SAUCON W C	3390077	LEHIGH		CONS		2590		
TOTAL POPULATION SERVED BY SOURCE WATER SYSTEM - - - - -						85138		
BRACKENRIDGE MUN WW	5020006	ALLEGHENY	NaSiF6	ADJ	02/53	3784		1.0
FAWN-FRAZIER JOIN WA	5020076	ALLEGHENY		CONS		4221		
TOTAL POPULATION SERVED BY SOURCE WATER SYSTEM - - - - -						8005		
BROCKWAY MUN WA	6330002	JEFFERSON	NaF	ADJ	02/74	4431		1.0
TOTAL POPULATION SERVED BY SOURCE WATER SYSTEM - - - - -						4431		
BROOKVILLE MUN W W	6330004	JEFFERSON	NaF	ADJ	09/51	4350		1.0
CORSICA MUN AUTH(JEFFERSON CO)	6330006	JEFFERSON		CONS		1147		
TOTAL POPULATION SERVED BY SOURCE WATER SYSTEM - - - - -						5497		
CAMBRIDGE SPGS WC	6200004	CRAWFORD	NaF	ADJ	04/61	2000		1.0
TOTAL POPULATION SERVED BY SOURCE WATER SYSTEM - - - - -						2000		
CANTON BOROUGH AUTH	2080003	BRADFORD		ADJ	07/57	2100		1.0
TOTAL POPULATION SERVED BY SOURCE WATER SYSTEM - - - - -						2100		

POPULATION SERVED FLUORIDATED DRINKING WATER BY SOURCE SYSTEM,
CONSECUTIVE SYSTEM, AND COUNTY WITHIN STATE (AS OF 12/31/92)

PENNSYLVANIA

WATER SYSTEMS AND CONSECUTIVE SYSTEMS SERVED	EPA ID NO	COUNTY	CHEM USED	STATUS	FLUOR START DATE	POP SERVED	NATURAL SYSTEMS NAT LEVEL	OPT LEVEL
CARLISLE BOROUGH	7210002	CUMBERLAND	Acid	ADJ	11/57	21500		1.0
CARLISLE SUBURB WTR AUTH	7210049	CUMBERLAND		CONS		5850		
TOTAL POPULATION SERVED BY SOURCE WATER SYSTEM - - - - -						27350		
CATASAUQUA M W W	3390044	LEHIGH	Acid	ADJ	02/62	7500		1.0
TOTAL POPULATION SERVED BY SOURCE WATER SYSTEM - - - - -						7500		
CHAMBERSBURG MUN W W	7280005	FRANKLIN	Acid	ADJ	12/64	16700		1.0
TOTAL POPULATION SERVED BY SOURCE WATER SYSTEM - - - - -						16700		
CHESTER WTR AUTH	1230004	CHESTER / DELAWARE	Acid	ADJ	10/68	79142		1.0
TOTAL POPULATION SERVED BY SOURCE WATER SYSTEM - - - - -						79142		
CLEARFIELD MUN AUTH	6170008	CLEARFIELD	NaF	ADJ	12/52	14500		1.0
TOTAL POPULATION SERVED BY SOURCE WATER SYSTEM - - - - -						14500		
CLEARVIEW WSC	5020028	ALLEGHENY	Acid	ADJ	11/52	13000		1.0
HARRISON TWP AUTH	5020108	ALLEGHENY		CONS		11763		
TOTAL POPULATION SERVED BY SOURCE WATER SYSTEM - - - - -						24763		
COATSVILLE CITY AUTHORITY	1150071		Acid	ADJ	04/89	7500		1.0
TOTAL POPULATION SERVED BY SOURCE WATER SYSTEM - - - - -						7500		
DOWNINGTOWN	1150026	CHESTER	Acid	ADJ	03/77	8500		1.0
TOTAL POPULATION SERVED BY SOURCE WATER SYSTEM - - - - -						8500		
DUBOIS MUN WATER AUTH	6170016	CLEARFIELD	NaF	ADJ	10/65	17500		1.0
TOTAL POPULATION SERVED BY SOURCE WATER SYSTEM - - - - -						17500		
E. DUNKARD WA	5300012	GREENE	NaF	ADJ	00/00	3962		1.0
TOTAL POPULATION SERVED BY SOURCE WATER SYSTEM - - - - -						3962		
EAST HEMPFIELD TWP MA	7360063	LANCASTER		ADJ	06/66	9155		1.0
TOTAL POPULATION SERVED BY SOURCE WATER SYSTEM - - - - -						9155		
EASTON MUN W W	3480050	NORTHAMPTON	NaSiF6	ADJ	05/52	26276		1.0

POPULATION SERVED FLUORIDATED DRINKING WATER BY SOURCE SYSTEM,
CONSECUTIVE SYSTEM, AND COUNTY WITHIN STATE (AS OF 12/31/92)

PENNSYLVANIA

WATER SYSTEMS AND CONSECUTIVE SYSTEMS SERVED	EPA ID NO	COUNTY	CHEM USED	STATUS	FLUOR START DATE	POP SERVED	NATURAL SYSTEMS NAT LEVEL	OPT LEVEL
EASTON SURBURBAN WTR AUTH	3480064	NORTHAMPTON		CONS		30000		
TOTAL POPULATION SERVED BY SOURCE WATER SYSTEM - - - - -						56276		
EBENSBURG MUN WATER AUTH	4110009	CAMBRIA	NaF	ADJ	12/51	7000		1.0
TOTAL POPULATION SERVED BY SOURCE WATER SYSTEM - - - - -						7000		
EDGEWORTH BOROUGH MUN AUTH	5020015	ALLEGHENY	Acid	ADJ		7500		1.0
TOTAL POPULATION SERVED BY SOURCE WATER SYSTEM - - - - -						7500		
EDINBORO MUN W W	6250022	ERIE	Acid	ADJ	08/75	12324		1.0
TOTAL POPULATION SERVED BY SOURCE WATER SYSTEM - - - - -						12324		
FAIRCHANCE BORO WD	5260007	FAYETTE	Acid	ADJ	10/87	3207		1.0
TOTAL POPULATION SERVED BY SOURCE WATER SYSTEM - - - - -						3207		
FLEETWOOD BOROUGH M W W	3060029	BERKS	NaF	ADJ	04/66	3206		1.0
TOTAL POPULATION SERVED BY SOURCE WATER SYSTEM - - - - -						3206		
FORD CITY MUN W W	5030005	ARMSTRONG	NaF	ADJ	06/51	3410		1.0
TOTAL POPULATION SERVED BY SOURCE WATER SYSTEM - - - - -						3410		
FOX CHAPEL WATER AUTH	5020040	ALLEGHENY	NaSiF6	ADJ	09/60	15000		1.0
TOTAL POPULATION SERVED BY SOURCE WATER SYSTEM - - - - -						15000		
FRANKLIN CITY GENERAL AUTH	6610020	VENANGO	Acid	ADJ	07/79	11530		1.0
TOTAL POPULATION SERVED BY SOURCE WATER SYSTEM - - - - -						11530		
GREATER JOHNSTOWN WA	4110014		Acid	ADJ	00/00	65000		1.0
TOTAL POPULATION SERVED BY SOURCE WATER SYSTEM - - - - -						65000		
GREENVILLE MUN WA	6430037	MERCER	NaSiF6	ADJ	07/59	8600		1.0
TOTAL POPULATION SERVED BY SOURCE WATER SYSTEM - - - - -						8600		
GUILFORD WATER AUTH	7280038	FRANKLIN	Acid	ADJ	03/70	12000		1.0
TOTAL POPULATION SERVED BY SOURCE WATER SYSTEM - - - - -						12000		
HANOVER MUN WATER AUTH	7670076	YORK	Acid	ADJ	04/73	29000		1.0
TOTAL POPULATION SERVED BY SOURCE WATER SYSTEM - - - - -						29000		

POPULATION SERVED FLUORIDATED DRINKING WATER BY SOURCE SYSTEM,
CONSECUTIVE SYSTEM, AND COUNTY WITHIN STATE (AS OF 12/31/92)

PENNSYLVANIA

WATER SYSTEMS AND CONSECUTIVE SYSTEMS SERVED	EPA ID NO	COUNTY	CHEM USED	STATUS	FLUOR START DATE	POP SERVED	NATURAL SYSTEMS NAT LEVEL	OPT LEVEL
HARRISBURG MUN W W	7220049	DAUPHIN	Acid	ADJ	09/72	64100		1.0
TOTAL POPULATION SERVED BY SOURCE WATER SYSTEM - - - - -						64100		
HUNTINGDON W W	4310012	HUNTINGDON	NaSiF6	ADJ	01/74	8000		1.0
TOTAL POPULATION SERVED BY SOURCE WATER SYSTEM - - - - -						8000		
KENNETT SQUARE BOROUGH	1150108	CHESTER	NaF	ADJ	06/65	5200		1.0
TOTAL POPULATION SERVED BY SOURCE WATER SYSTEM - - - - -						5200		
LANCASTER MUN WA	7360058	LANCASTER	Acid	ADJ	10/60	108000		1.0
TOTAL POPULATION SERVED BY SOURCE WATER SYSTEM - - - - -						108000		
LEBANON MUN. WAT AUTH	7380010	LEBANON	Acid	ADJ	11/72	43320		1.0
TOTAL POPULATION SERVED BY SOURCE WATER SYSTEM - - - - -						43320		
LEWISTOWN MUN WA	4440010	MIFFLIN	NaSiF6	ADJ	07/76	33000		1.0
TOTAL POPULATION SERVED BY SOURCE WATER SYSTEM - - - - -						33000		
LITITZ BOROUGH MUN AUTH	7360126	LANCASTER	Acid	ADJ	05/72	8270		1.0
WARWICK TWP MUN AUTH	7360120	LANCASTER		CONS		3574		
TOTAL POPULATION SERVED BY SOURCE WATER SYSTEM - - - - -						11844		
LOCK HAVEN CITY AUTH	4180048	CLINTON	NaF	ADJ	04/75	10500		1.0
TOTAL POPULATION SERVED BY SOURCE WATER SYSTEM - - - - -						10500		
LOWER BUCKS COUNTY JOINT MA	1090026	BUCKS	Acid	ADJ	07/58	85000		1.0
TOTAL POPULATION SERVED BY SOURCE WATER SYSTEM - - - - -						85000		
MANHEIM BOROUGH W W	7360078	LANCASTER	NaF	ADJ	02/71	6000		1.0
TOTAL POPULATION SERVED BY SOURCE WATER SYSTEM - - - - -						6000		
MANSFIELD BOROUGH MUN WAT AUTH	2590038	TIOGA	NaF	ADJ	02/54	3500		1.0
TOTAL POPULATION SERVED BY SOURCE WATER SYSTEM - - - - -						3500		
MCCLURE MA	4550015	CUMBERLAND	OTHER	ADJ	00/00	1025		1.0
TOTAL POPULATION SERVED BY SOURCE WATER SYSTEM - - - - -						1025		

POPULATION SERVED FLUORIDATED DRINKING WATER BY SOURCE SYSTEM,
CONSECUTIVE SYSTEM, AND COUNTY WITHIN STATE (AS OF 12/31/92)

PENNSYLVANIA

WATER SYSTEMS AND CONSECUTIVE SYSTEMS SERVED	EPA ID NO	COUNTY	CHEM USED	STATUS	FLUOR START DATE	POP SERVED	NATURAL SYSTEMS NAT LEVEL	OPT LEVEL
MECHANICSBURG BOROUGH	7210028	CUMBERLAND	Acid	ADJ	11/68	7113		1.0
TOTAL POPULATION SERVED BY SOURCE WATER SYSTEM - - - - -						7113		
MEDIA BOROUGH	1230011	DELAWARE	NaF	ADJ	07/64	45000		1.0
TOTAL POPULATION SERVED BY SOURCE WATER SYSTEM - - - - -						45000		
MIDDLETOWN MUN W W	7220038	DAUPHIN	Acid	ADJ	07/70	9254		1.0
ROYALTON BOROUGH WA	7220045	DAUPHIN		CONS		938		
TOTAL POPULATION SERVED BY SOURCE WATER SYSTEM - - - - -						10192		
MILLERSBURG AREA WA	7220034	DAUPHIN	NaSiF6	ADJ	10/54	4000		1.0
TOTAL POPULATION SERVED BY SOURCE WATER SYSTEM - - - - -						4000		
MOON TOWNSHIP MA	5020011	ALLEGHENY	NaSiF6	ADJ	04/66	18000		1.0
TOTAL POPULATION SERVED BY SOURCE WATER SYSTEM - - - - -						18000		
MOUNT PENN BOROUGH WA	3060082	BERKS	Acid	ADJ	05/75	9041		1.0
TOTAL POPULATION SERVED BY SOURCE WATER SYSTEM - - - - -						9041		
MYERSTOWN WATER AUTH	7380025	LEBANON	Acid	ADJ	11/68	4400		1.0
TOTAL POPULATION SERVED BY SOURCE WATER SYSTEM - - - - -						4400		
NEW KENSINGTON MUN AUTH	5650070	WESTMORELAND	NaSiF6	ADJ	01/58	47350		1.0
TOTAL POPULATION SERVED BY SOURCE WATER SYSTEM - - - - -						47350		
NEW MILFORD MUN AUTH	2580019	SUSQUEHANNA	NaF	ADJ	03/75	1300		1.0
TOTAL POPULATION SERVED BY SOURCE WATER SYSTEM - - - - -						1300		
NORTH EAST MUN AUTH	6250061	ERIE	NaSiF6	ADJ	09/58	5000		1.0
TOTAL POPULATION SERVED BY SOURCE WATER SYSTEM - - - - -						5000		
NORTH FAYETTE CO MA	5260019	FAYETTE	Acid	ADJ	02/83	26000		1.0
MOUNTAIN WA	5260032	ALLEGHENY		CONS		2500		
PERRYOPOLIS MA	5260016	FAYETTE		CONS		3000		
WASHINGTON-RUN WATERWORKS	5260028	FAYETTE		CONS		1000		
TOTAL POPULATION SERVED BY SOURCE WATER SYSTEM - - - - -						32500		

POPULATION SERVED FLUORIDATED DRINKING WATER BY SOURCE SYSTEM,
CONSECUTIVE SYSTEM, AND COUNTY WITHIN STATE (AS OF 12/31/92)

PENNSYLVANIA

WATER SYSTEMS AND CONSECUTIVE SYSTEMS SERVED	EPA ID NO	COUNTY	CHEM USED	STATUS	FLUOR START DATE	POP SERVED	NATURAL SYSTEMS NAT LEVEL	OPT LEVEL
NORTHAMPTON BOROUGH MA	3480057	NORTHAMPTON	NaSiF6	ADJ	03/71	36000		1.0
TOTAL POPULATION SERVED BY SOURCE WATER SYSTEM - - - - -						36000		
OAKMONT MA	5020036	ALLEGHENY	NaSiF6	ADJ	01/84	56000		1.0
TOTAL POPULATION SERVED BY SOURCE WATER SYSTEM - - - - -						56000		
PA-AMERICAN WC - CAPITOL	7210029	CUMBERLAND	Acid	ADJ	05/56	78000		1.0
TOTAL POPULATION SERVED BY SOURCE WATER SYSTEM - - - - -						78000		
PA-American WC-CLARION DIST	6160001	CLARION	Acid	ADJ	08/54	10000		1.0
STRATTONVILLE MUN AUTH	6160019	CLARION		CONS		747		
TOTAL POPULATION SERVED BY SOURCE WATER SYSTEM - - - - -						10747		
PA-American WC-INDIANA DIST	5320025	INDIANA	Acid	ADJ	10/57	29000		1.0
TOTAL POPULATION SERVED BY SOURCE WATER SYSTEM - - - - -						29000		
PA-American WC-KANE DIST	6420019	MCKEAN	Acid	ADJ	03/60	11190		1.0
TOTAL POPULATION SERVED BY SOURCE WATER SYSTEM - - - - -						11190		
PA-American WC-KITTANNING DIST	5030008	ARMSTRONG	Acid	ADJ	11/58	8000		1.0
KITTANNING SUBURBAN JT.WA	5030043	ARMSTRONG		CONS		3500		
APPLEWOLD BROUGH	5030009	ARMSTRONG		CONS		385		
WEST KITTANNING MUN WA	5030045	ARMSTRONG		CONS		1800		
NORTH BUFFALO TWP A	5030007	ARMSTRONG		CONS		200		
TOTAL POPULATION SERVED BY SOURCE WATER SYSTEM - - - - -						13885		
PA-American WC-MONTROSE DIST	2580023	SUSQUEHANNA	Acid	ADJ	11/63	1982		1.0
TOTAL POPULATION SERVED BY SOURCE WATER SYSTEM - - - - -						1982		
PA-American WC-MONTROSE Dist	2580023	SUSQUEHANNA	Acid	ADJ	11/63	2400		1.0
TOTAL POPULATION SERVED BY SOURCE WATER SYSTEM - - - - -						2400		
PA-American WC-MOSHANNON	4140087	CENTRE	NaF	ADJ	09/63	13000		1.0
TOTAL POPULATION SERVED BY SOURCE WATER SYSTEM - - - - -						13000		
PA-American WC-NEW CASTLE	6370034	LAWRENCE	Acid	ADJ	01/54	55000		1.0
TOTAL POPULATION SERVED BY SOURCE WATER SYSTEM - - - - -						55000		

POPULATION SERVED FLUORIDATED DRINKING WATER BY SOURCE SYSTEM,
CONSECUTIVE SYSTEM, AND COUNTY WITHIN STATE (AS OF 12/31/92)

PENNSYLVANIA

WATER SYSTEMS AND CONSECUTIVE SYSTEMS SERVED	EPA ID NO	COUNTY	CHEM USED	STATUS	FLUOR START DATE	POP SERVED	NATURAL SYSTEMS NAT LEVEL	OPT LEVEL
PA-American WC-PITTSB	5020039	ALLEGHENY	Acid	ADJ	12/52	530387		1.0
DUQUESNE	5020012	ALLEGHENY		CONS		9800		
HOMESTEAD MUN WW	5020005	ALLEGHENY		CONS		4457		
NUMHALL BOROUGH WTR DEPT	5020072	ALLEGHENY		CONS		3931		
OAKDALE MUN AUTH	5020067	ALLEGHENY		CONS		1755		
ROBINSON TWP W W	5020045	ALLEGHENY		CONS		10500		
WESTERN ALLEGHENY CO MUN AUTH	5020034	ALLEGHENY		CONS		8615		
TOTAL POPULATION SERVED BY SOURCE WATER SYSTEM - - - - -						569445		
PA-American WC-SW	5630037	WASHINGTON	Acid	ADJ	05/58	139380		1.0
TOTAL POPULATION SERVED BY SOURCE WATER SYSTEM - - - - -						139380		
PA-American WC-UNIONTOWN DIST	5260020	FAYETTE		ADJ	07/53	31000		1.0
TOTAL POPULATION SERVED BY SOURCE WATER SYSTEM - - - - -						31000		
PHILADELPHIA #1	1510001	PHILADELPHIA	Acid	ADJ	09/54	1755000		1.0
TOTAL POPULATION SERVED BY SOURCE WATER SYSTEM - - - - -						1755000		
PHOENIXVILLE BOROUGH	1150077	CHESTER		ADJ	07/76	20000		1.0
TOTAL POPULATION SERVED BY SOURCE WATER SYSTEM - - - - -						20000		
PITTSBURGH MUN W W	5020038	ALLEGHENY	Acid	ADJ	12/52	424000		1.0
RESERVE TWP MUN W W	5020047	ALLEGHENY		CONS		3866		
TOTAL POPULATION SERVED BY SOURCE WATER SYSTEM - - - - -						427866		
POTTSTOWN MUN W W	1460037	MONTGOMERY	Acid	ADJ	01/71	36000		1.0
TOTAL POPULATION SERVED BY SOURCE WATER SYSTEM - - - - -						36000		
Pennsylvania Water Co.	2080028	BRADFORD		ADJ	08/71	15000		1.0
TOTAL POPULATION SERVED BY SOURCE WATER SYSTEM - - - - -						15000		
QUARRYVILLE MUN WS	7360012	LANCASTER	NaF	ADJ	04/61	34		1.0
TOTAL POPULATION SERVED BY SOURCE WATER SYSTEM - - - - -						34		
READING MUN W W	3060059	BERKS	NaSiF6	ADJ	10/68	90829		1.0
BERN TWP WA	3060045	BERKS		CONS		350		
ONTELAUNEE TWP MWN AUTH	3060098	BERKS		CONS		170		
TEMPLE BOROUGH MWS	3060071	BERKS		CONS		1491		
TOTAL POPULATION SERVED BY SOURCE WATER SYSTEM - - - - -						92840		

POPULATION SERVED FLUORIDATED DRINKING WATER BY SOURCE SYSTEM,
CONSECUTIVE SYSTEM, AND COUNTY WITHIN STATE (AS OF 12/31/92)

PENNSYLVANIA

WATER SYSTEMS AND CONSECUTIVE SYSTEMS SERVED	EPA ID NO	COUNTY	CHEM USED	STATUS	FLUOR START DATE	POP SERVED	NATURAL SYSTEMS NAT LEVEL	OPT LEVEL
RED LION MUN AUTH	7670086	YORK	Acid	ADJ	12/68	9702		1.0
DALLASTOWN-YOE WTR AUTH	7670085	YORK		CONS		9400		
TOTAL POPULATION SERVED BY SOURCE WATER SYSTEM - - - - -						19102		
RIDGWAY BORO WATER DEPT	6240012	ELK	NaSiF6	ADJ	01/53	5600		1.0
RIDGEWAY TWP MUN AUTH	6240022	ELK		CONS		1250		
TOTAL POPULATION SERVED BY SOURCE WATER SYSTEM - - - - -						6850		
SCHUYLKILL HAVEN BOROUGH	3540041	SCHUYLKILL	Acid	ADJ	07/68	8500		1.0
TOTAL POPULATION SERVED BY SOURCE WATER SYSTEM - - - - -						8500		
SEWICKLEY BOROUGH WS	5020050	ALLEGHENY	Acid	ADJ	03/57	7575		1.0
TOTAL POPULATION SERVED BY SOURCE WATER SYSTEM - - - - -						7575		
SHAMOKIN DAM W&S AUTH	4550022	SNYDER	Acid	ADJ	01/87	1840		1.0
TOTAL POPULATION SERVED BY SOURCE WATER SYSTEM - - - - -						1840		
SHARPSVILLE MUN WA	6430055	MERCER	NaSiF6	ADJ	01/63	4729		1.0
TOTAL POPULATION SERVED BY SOURCE WATER SYSTEM - - - - -						4729		
SHENANGO VALLEY WC	6430054	MERCER	Acid	ADJ	10/70	37260		1.0
NEW WILMINGTON BOROUGH WTR DPT	6370035	YORK		CONS		2800		
PULASKI TWP DIST	6370027	MERCER		CONS		250		
TOTAL POPULATION SERVED BY SOURCE WATER SYSTEM - - - - -						40310		
SOMERSET MUN WATER WORKS	4560042	SOMERSET	NaF	ADJ	09/57	8500		1.0
TOTAL POPULATION SERVED BY SOURCE WATER SYSTEM - - - - -						8500		
SOUTH WESTERN PA WATER AUTH	5260024	GREENE	NaSiF6	ADJ	10/74	26704		1.0
TOTAL POPULATION SERVED BY SOURCE WATER SYSTEM - - - - -						26704		
ST MARY'S JOINT WATER AUTH	6240016	ELK	NaSiF6	ADJ	10/71	20100		1.0
TOTAL POPULATION SERVED BY SOURCE WATER SYSTEM - - - - -						20100		
STATE COLLEGE BOROUGH AUTH	4140096	CENTRE	NaF	ADJ		16785		1.0
TOTAL POPULATION SERVED BY SOURCE WATER SYSTEM - - - - -						16785		
SUNBURY MUN WATER AUTH	4490007	NORTHUMBERLAND	NaSiF6	ADJ	08/71	13000		1.0
TOTAL POPULATION SERVED BY SOURCE WATER SYSTEM - - - - -						13000		

POPULATION SERVED FLUORIDATED DRINKING WATER BY SOURCE SYSTEM,
CONSECUTIVE SYSTEM, AND COUNTY WITHIN STATE (AS OF 12/31/92)

PENNSYLVANIA

WATER SYSTEMS AND CONSECUTIVE SYSTEMS SERVED	EPA ID NO	COUNTY	CHEM USED	STATUS	FLUOR START DATE	POP SERVED	NATURAL SYSTEMS NAT LEVEL	OPT LEVEL
TARENTUM MUN WW	5020055	ALLEGHENY	NaSiF6	ADJ		6978		1.0
TOTAL POPULATION SERVED BY SOURCE WATER SYSTEM - - - - -						6978		
TAYLOR TWP W W	6370036	LAWRENCE	NaSiF6	ADJ		1500		1.0
TOTAL POPULATION SERVED BY SOURCE WATER SYSTEM - - - - -						1500		
TOWANDA MUN AUTH	2080029	BRADFORD		ADJ		4800		1.0
TOTAL POPULATION SERVED BY SOURCE WATER SYSTEM - - - - -						4800		
TRI-COUNTY JOINT MUN AUTH	5630045	WASHINGTON	Acid	ADJ	11/72	11100		1.0
TOTAL POPULATION SERVED BY SOURCE WATER SYSTEM - - - - -						11100		
W. CHESTER AREA MUN. A.	1150098	CHESTER	Acid	ADJ	00/00	27800		1.0
TOTAL POPULATION SERVED BY SOURCE WATER SYSTEM - - - - -						27800		
WASHINGTON TWP MUN A.	5260009	FAYETTE	Acid	ADJ	00/00	9000		1.0
TOTAL POPULATION SERVED BY SOURCE WATER SYSTEM - - - - -						9000		
WAYNESBORO MUN W W	7280032	FRANKLIN	Acid	ADJ	05/74	13000		1.0
TOTAL POPULATION SERVED BY SOURCE WATER SYSTEM - - - - -						13000		
WEST MANCHESTER TWP MUN AUTH	7670101	YORK	NaF	ADJ	10/63	7100		1.0
TOTAL POPULATION SERVED BY SOURCE WATER SYSTEM - - - - -						7100		
WEST VIEW MUN AUTH	5020043	ALLEGHENY	Acid	ADJ	03/78	200000		1.0
ALLEPO TWP (PART)	5020070	ALLEGHENY		CONS		1575		
GLENFIELD BOROUGH WC	5020051	ALLEGHENY		CONS		250		
HAMPTON TWP MUN AUTH	5020061	ALLEGHENY		CONS		21462		
NEVILLE TWP MUN WTR SYS	5020029	ALLEGHENY		CONS		1400		
TOTAL POPULATION SERVED BY SOURCE WATER SYSTEM - - - - -						224687		
WESTERN BERKS WA	3060066	BERKS	Acid	ADJ		25000		1.0
SHILLINGTON BOROUGH WTR DEPT	3060067	BERKS		CONS		5600		
CUMRU TWP WS	3060017	BERKS		CONS		660		
WEST READING MUN W W	3060078	BERKS		CONS		4142		
WYOMISSING MUN WTR SYS	3060083	BERKS		CONS		7332		
TOTAL POPULATION SERVED BY SOURCE WATER SYSTEM - - - - -						42734		

POPULATION SERVED FLUORIDATED DRINKING WATER BY SOURCE SYSTEM,
CONSECUTIVE SYSTEM, AND COUNTY WITHIN STATE (AS OF 12/31/92)

PENNSYLVANIA

WATER SYSTEMS AND CONSECUTIVE SYSTEMS SERVED	EPA ID NO	COUNTY	CHEM USED	STATUS	FLUOR START DATE	POP SERVED	NATURAL SYSTEMS NAT LEVEL	OPT LEVEL
WILKINSBURG PENN JOINT AUTH	5020056	ALLEGHENY	Acid	ADJ	01/53	250000		1.0
BRADDOCK BOROUGH	5020007	ALLEGHENY		CONS		4634		
EAST MCKEESPORT BOROUGH	5020014	ALLEGHENY		CONS		2940		
MONROEVILLE WATER AUTH	5020027	ALLEGHENY		CONS		33000		
PLUM BOROUGH WS	5020041	ALLEGHENY		CONS		25000		
RANKIN WTR AUTH	5020049	ALLEGHENY		CONS		2506		
WALL BOROUGH AUTH	5020075	ALLEGHENY		CONS		989		
TOTAL POPULATION SERVED BY SOURCE WATER SYSTEM - - - - -						319069		
WILLIAMSPORT MUN WATER AUTH	4410173	LYCOMING	NaF	ADJ	12/66	60000		1.0
TOTAL POPULATION SERVED BY SOURCE WATER SYSTEM - - - - -						60000		

STATE SUMMARY DATA AS OF 12/31/92

RHODE ISLAND

SYSTEM SIZE CLASSIFICATION

	FLUORIDATED SYSTEMS		PUBLIC WATER SYSTEMS	
	NUMBER OF SYSTEMS	TOTAL POPULATION	NUMBER OF SYSTEMS	TOTAL POPULATION
=<1,000	3	839	57	8,000
1,001-5,000	1	4,200	9	19,000
5,001-10,000	4	29,340	7	38,000
10,001-50,000	5	146,746	10	194,000
50,001-100,000	4	289,000	4	229,000
>100,000	2	653,543	2	516,000
TOTAL	19	1,123,668	89	1,005,000

FLUORIDATED SYSTEM CLASSIFICATION

	NUMBER	POPULATION	PERCENTAGE (POP.)
ADJUSTED	9	829,782	73.8
CONSECUTIVE	10	293,886	26.2
NATURAL	0	0	0.0
TOTAL	19	1,123,668	

SCHOOLS, INDIAN AND MILITARY SYSTEMS

	ADJUSTED		NATURAL	
	NUMBER	POP.	NUMBER	POP.
TOTAL SCHOOLS	0	0	0	0
INDIAN SYSTEMS	0	0	0	0
INDIAN SCHOOLS	0	0	0	0
MILITARY SYSTEMS	0	0	0	0

CHEMICAL USAGE OF FLUORIDATING SYSTEMS

	NUMBER	POPULATION
SODIUM FLUORIDE	0	0
SODIUM SILICOFLUORIDE	16	1,010,979
HYDROFLUOSILICIC ACID	1	108,000

POPULATION SERVED FLUORIDATED DRINKING WATER BY SOURCE SYSTEM,
CONSECUTIVE SYSTEM, AND COUNTY WITHIN STATE (AS OF 12/31/92)

RHODE ISLAND

WATER SYSTEMS AND CONSECUTIVE SYSTEMS SERVED	EPA ID NO	COUNTY	CHEM USED	STATUS	FLUOR START DATE	POP SERVED	NATURAL SYSTEMS NAT LEVEL	OPT LEVEL
BRISTOL COUNTY WATER AUTHORITY	1647515	BRISTOL	NaSiF6	ADJ	05/52	48000		1.0
TOTAL POPULATION SERVED BY SOURCE WATER SYSTEM - - - - -						48000		
CUMBERLAND	1647530	PROVIDENCE	NaSiF6	ADJ	11/57	19550		1.0
LIPPITT ESTATES ASSN	1583811	CUMBERLAND		CONS		350		
TOTAL POPULATION SERVED BY SOURCE WATER SYSTEM - - - - -						19900		
FALL RIVER, MA	4095000	BRISTOL	NaSiF6	ADJ	03/73	0		1.0
TOTAL POPULATION SERVED BY SOURCE WATER SYSTEM - - - - -						0		
JAMESTOWN TOWN OF	1858419	JAMESTOWN	OTHER	ADJ	00/00	4200		1.0
TOTAL POPULATION SERVED BY SOURCE WATER SYSTEM - - - - -						4200		
LADD SCHOOL	1592012	EXTER	OTHER	ADJ	00/00	489		1.0
TOTAL POPULATION SERVED BY SOURCE WATER SYSTEM - - - - -						489		
NEWPORT	1592010	NEWPORT	NaSiF6	ADJ	07/53	50000		1.0
PORTSMOUTH	1592022	NEWPORT		CONS		12300		
NORTH TIVERTON FIRE DISTRICT	1592018	NEWPORT		CONS		8000		
TOTAL POPULATION SERVED BY SOURCE WATER SYSTEM - - - - -						70300		
PAWTUCKET	1592021	PROVIDENCE	Acid	ADJ	11/57	108000		1.0
TOTAL POPULATION SERVED BY SOURCE WATER SYSTEM - - - - -						108000		
PROVIDENCE	1592024	PROVIDENCE	NaSiF6	ADJ	08/52	545543		1.0
COVENTRY	1559511	KENT		CONS		84000		
EAST PROVIDENCE	1615610	PROVIDENCE		CONS		52000		
EAST SMITHFIELD WATER DISTRICT	1583814	ESMOND		CONS		7100		
GREENVILLE WATER DISTRICT	1858410	SMITHFIELD		CONS		9000		
LINCOLN	1858423	PROVIDENCE		CONS		16896		
SMITHFIELD	1615616	PROVIDENCE		CONS		5240		
WARWICK	1615627	KENT		CONS		99000		
TOTAL POPULATION SERVED BY SOURCE WATER SYSTEM - - - - -						818779		
WOONSOCKET	1559518	PROVIDENCE	NaSiF6	ADJ	06/57	54000		1.0
TOTAL POPULATION SERVED BY SOURCE WATER SYSTEM - - - - -						54000		

STATE SUMMARY DATA AS OF 12/31/92

SOUTH CAROLINA

SYSTEM SIZE CLASSIFICATION

	FLUORIDATED SYSTEMS		PUBLIC WATER SYSTEMS	
	NUMBER OF SYSTEMS	TOTAL POPULATION	NUMBER OF SYSTEMS	TOTAL POPULATION
=<1,000	124	44,606	575	114,000
1,001-5,000	82	226,096	143	353,000
5,001-10,000	43	300,122	51	361,000
10,001-50,000	48	987,868	50	1,017,000
50,001-100,000	5	312,733	5	312,000
>100,000	3	688,183	3	688,000
TOTAL	305	2,559,608	827	2,845,000

FLUORIDATED SYSTEM CLASSIFICATION

	NUMBER	POPULATION	PERCENTAGE (POP.)
ADJUSTED	76	1,695,283	66.2
CONSECUTIVE	102	485,330	19.0
NATURAL	127	378,995	14.8
TOTAL	305	2,559,608	

SCHOOLS, INDIAN AND MILITARY SYSTEMS

	ADJUSTED		NATURAL	
	NUMBER	POP.	NUMBER	POP.
TOTAL SCHOOLS	1	450	34	11,318
INDIAN SYSTEMS	0	0	0	0
INDIAN SCHOOLS	0	0	0	0
MILITARY SYSTEMS	6	47,201	1	3,187

CHEMICAL USAGE OF FLUORIDATING SYSTEMS

	NUMBER	POPULATION
SODIUM FLUORIDE	26	217,617
SODIUM SILICOFLUORIDE	85	928,312
HYDROFLUOSILICIC ACID	59	1,024,301,

POPULATION SERVED FLUORIDATED DRINKING WATER BY SOURCE SYSTEM,
CONSECUTIVE SYSTEM, AND COUNTY WITHIN STATE (AS OF 12/31/92)

SOUTH CAROLINA

WATER SYSTEMS AND CONSECUTIVE SYSTEMS SERVED	EPA ID NO	COUNTY	CHEM USED	STATUS	FLUOR START DATE	POP SERVED	NATURAL SYSTEMS NAT LEVEL	OPT LEVEL
ABBEVILLE	0110001	ABBEVILLE	NaSiF6	ADJ	06/81	4928		0.8
TOTAL POPULATION SERVED BY SOURCE WATER SYSTEM - - - - -						4928		
ABRAMS T P	2660005	HORRY		NATL		172	5.1	
TOTAL POPULATION SERVED BY SOURCE WATER SYSTEM - - - - -						172		
AIKEN	0210001	AIKEN	NaF	ADJ	11/55	38675		0.8
TOTAL POPULATION SERVED BY SOURCE WATER SYSTEM - - - - -						38675		
ANDERSON-DUKE POWER	0410002	ANDERSON	Acid	ADJ	06/69	40916		0.8
BROADWAY	0420008	ANDERSON		CONS		5479		
CLEMSON	3910004	PICKENS		CONS		10144		
CLEMSON UNIVERSITY	3910006	PICKENS		CONS		19982		
HAMMOND	0420007	ANDERSON		CONS		7020		
HOMELAND PARK	0420001	ANDERSON		CONS		8282		
IVA	0410001	ANDERSON		CONS		1920		
OAKWOOD ESTATE	0450076	ANDERSON		CONS		137		
PENDLETON	0410006	ANDERSON		CONS		3908		
SANDY SPRINGS	0420003	ANDERSON		CONS		8181		
STARR-IVA	0420005	ANDERSON		CONS		6246		
WEST ANDERSON	0420006	ANDERSON		CONS		10878		
TOTAL POPULATION SERVED BY SOURCE WATER SYSTEM - - - - -						123093		
ANDREWS	2210003	GEORGETOWN		NATL		4435	1.6	
TOTAL POPULATION SERVED BY SOURCE WATER SYSTEM - - - - -						4435		
AYNOR	2610009	HORRY		NATL		1270	4.8	
TOTAL POPULATION SERVED BY SOURCE WATER SYSTEM - - - - -						1270		
BAMBERG BRD PW	0510001	BAMBERG	NaF	ADJ	02/80	4262		0.8
TOTAL POPULATION SERVED BY SOURCE WATER SYSTEM - - - - -						4262		
BAPTIST HILL SCHOOL	1070120	CHARLESTON		NATL		767	2.1	
TOTAL POPULATION SERVED BY SOURCE WATER SYSTEM - - - - -						767		
BATESBURG	3210002	LEXINGTON	NaSiF6	ADJ	11/76	5484		0.8
LEESVILLE	3210005	LEXINGTON		CONS		2464		
TOTAL POPULATION SERVED BY SOURCE WATER SYSTEM - - - - -						7948		
BEACH & RACQUET	1050010	CHARLESTON		NATL		1200	3.4	
TOTAL POPULATION SERVED BY SOURCE WATER SYSTEM - - - - -						1200		

POPULATION SERVED FLUORIDATED DRINKING WATER BY SOURCE SYSTEM,
CONSECUTIVE SYSTEM, AND COUNTY WITHIN STATE (AS OF 12/31/92)

SOUTH CAROLINA

WATER SYSTEMS AND CONSECUTIVE SYSTEMS SERVED	EPA ID NO	COUNTY	CHEM USED	STATUS	FLUOR START DATE	POP SERVED	NATURAL NAT LEVEL	SYSTEMS OPT LEVEL
BEAUFORT-JASPER	0720003	BEAUFORT	NaSiF6	ADJ	02/78	8165		0.8
BEAUFORT	0710001	BEAUFORT		CONS		17072		
BEACHWOOD TR PK	0760004	BEAUFORT		CONS		364		
CHELSEA CHESNEE	0720004	BEAUFORT		CONS		250		
FRIPP ISLAND	0720002	BEAUFORT		CONS		2500		
MARINE AIR STATION	0710502	BEAUFORT		CONS		4153		
PARIS ISLAND	0710501	BEAUFORT		CONS		10000		
PORT ROYAL	0710002	BEAUFORT		CONS		6899		
TOTAL POPULATION SERVED BY SOURCE WATER SYSTEM - - - - -						49403		
BELLS ELEM	1570106	COLLETON		NATL		500	1.2	
TOTAL POPULATION SERVED BY SOURCE WATER SYSTEM - - - - -						500		
BELTON-HONEA PATH WA	0410011	ANDERSON	NaSiF6	ADJ	08/64	314		0.8
BELTON	0410004	ANDERSON		CONS		7242		
DONALDS-DUE WEST	0120001	ABBEVILLE		CONS		3732		
HONEA PATH	0410003	ANDERSON		CONS		5350		
TOTAL POPULATION SERVED BY SOURCE WATER SYSTEM - - - - -						16638		
BENNET MHP	1560001	COLLETON		NATL		80	1.6	
TOTAL POPULATION SERVED BY SOURCE WATER SYSTEM - - - - -						80		
BENNETTSVILLE	3410001	MARLBORO	NaF	ADJ	03/74	13360		0.8
TOTAL POPULATION SERVED BY SOURCE WATER SYSTEM - - - - -						13360		
BETHUNE	2810002	KERSHAW	NaF	ADJ	11/83	480		0.8
TOTAL POPULATION SERVED BY SOURCE WATER SYSTEM - - - - -						480		
BIG PINES MHP	2260002	GEORGETOWN		NATL		83	3.8	
TOTAL POPULATION SERVED BY SOURCE WATER SYSTEM - - - - -						83		
BISHOPVILLE	3110001	LEE	NaF	ADJ	10/56	3600		0.8
TOTAL POPULATION SERVED BY SOURCE WATER SYSTEM - - - - -						3600		
BLACKVILLE	0610003	BARNWELL	NaF	ADJ	88/4	3078		0.8
TOTAL POPULATION SERVED BY SOURCE WATER SYSTEM - - - - -						3078		
BRIARCLIFF SYSTEM	2650002	HORRY		NATL		400	4.9	
TOTAL POPULATION SERVED BY SOURCE WATER SYSTEM - - - - -						400		

POPULATION SERVED FLUORIDATED DRINKING WATER BY SOURCE SYSTEM,
CONSECUTIVE SYSTEM, AND COUNTY WITHIN STATE (AS OF 12/31/92)

SOUTH CAROLINA

WATER SYSTEMS AND CONSECUTIVE SYSTEMS SERVED	EPA ID NO	COUNTY	CHEM USED	STATUS	FLUOR START DATE	POP SERVED	NATURAL SYSTEMS NAT LEVEL	OPT LEVEL
BROAD CREEK PSD	0720009	BEAUFORT		NATL		5000	0.7	
TOTAL POPULATION SERVED BY SOURCE WATER SYSTEM - - - - -						5000		
BROWNS FERRY	2220003	GEORGETOWN		NATL		2336	0.7	
TOTAL POPULATION SERVED BY SOURCE WATER SYSTEM - - - - -						2336		
BRUNSON	2510004	HAMPTON		NATL		587	0.7	
TOTAL POPULATION SERVED BY SOURCE WATER SYSTEM - - - - -						587		
BRYMERS TR PK	0860003	BERKELEY		NATL		97	0.9	
TOTAL POPULATION SERVED BY SOURCE WATER SYSTEM - - - - -						97		
BUCKSPORT	2620003	HORRY		NATL		5655	3.5	
TOTAL POPULATION SERVED BY SOURCE WATER SYSTEM - - - - -						5655		
C C BLANEY SCH	1070125	CHARLESTON		NATL		350	1.9	
TOTAL POPULATION SERVED BY SOURCE WATER SYSTEM - - - - -						350		
CAINHOY SCHOOL	0870112	BERKELEY		NATL		759	1.1	
TOTAL POPULATION SERVED BY SOURCE WATER SYSTEM - - - - -						759		
CALHOUN FALLS	0110002		NaSiF6	ADJ	03/87	2321		0.8
TOTAL POPULATION SERVED BY SOURCE WATER SYSTEM - - - - -						2321		
CAMDEN	2810001	KERSHAW	NaSiF6	ADJ	09/66	15651		0.8
TOTAL POPULATION SERVED BY SOURCE WATER SYSTEM - - - - -						15651		
CANNINGTON	2550002	HAMPTON		NATL		60	0.8	
TOTAL POPULATION SERVED BY SOURCE WATER SYSTEM - - - - -						60		
CAROLINA ESTATE	0750010	BEAUFORT		NATL		140	0.7	
TOTAL POPULATION SERVED BY SOURCE WATER SYSTEM - - - - -						140		
CAYCE	3210003	LEXINGTON	NaSiF6	ADJ	11/54	15814		0.8
TOTAL POPULATION SERVED BY SOURCE WATER SYSTEM - - - - -						15814		

POPULATION SERVED FLUORIDATED DRINKING WATER BY SOURCE SYSTEM,
CONSECUTIVE SYSTEM, AND COUNTY WITHIN STATE (AS OF 12/31/92)

SOUTH CAROLINA

WATER SYSTEMS AND CONSECUTIVE SYSTEMS SERVED	EPA ID NO	COUNTY	CHEM USED	STATUS	FLUOR START DATE	POP SERVED	NATURAL SYSTEMS NAT LEVEL	OPT LEVEL
CHARLESTON	1010001	CHARLESTON	Acid	ADJ	12/82	193276		0.8
CHARLESTON AFB	1010501	CHARLESTON		CONS		2999		
CHARLESTON NAVAL BASE	1010502	LEXINGTON		CONS		925		
DORCHESTER CO W/A-STRATON	1820006	DORCHESTER		CONS		1224		
FOLLY BEACH	1010005	CHARLESTON		CONS		3263		
GOOSE CREEK	0810004	BERKELEY		CONS		15176		
LIBERTY HOMES	1050014	CHARLESTON		CONS		100		
NAVAL WEAPONS STATION	1010503	CHARLESTON		CONS		1700		
SANGAREE BCWSA	0820002	BERKELEY		CONS		17734		
ST JOHNS WATER	1020002	CHARLESTON		CONS		6090		
DUNMOVIN SD	1050004	CHARLESTON		CONS		174		
ISLAND ESTATES	1050002	CHARLESTON		CONS		409		
KIAWAH ISLAND	1050003	CHARLESTON		CONS		1500		
SEABROOK ISLAND	1050005	CHARLESTON		CONS		1000		
TOTAL POPULATION SERVED BY SOURCE WATER SYSTEM - - - - -						245570		
CHERAW	1310001	CHESTERFIELD	Acid	ADJ	07/53	5805		0.8
TOTAL POPULATION SERVED BY SOURCE WATER SYSTEM - - - - -						5805		
CHESTER METRO	1220002	CHESTER	NaSiF6	ADJ	10/62	15900		0.8
MITFORD DIST	1220001	CHESTER		CONS		1125		
TOTAL POPULATION SERVED BY SOURCE WATER SYSTEM - - - - -						17025		
CHESTERFIELD	1310002	CHESTERFIELD	NaSiF6	ADJ	01/60	2670		0.8
TOTAL POPULATION SERVED BY SOURCE WATER SYSTEM - - - - -						2670		
CLINTON	3010002	LAURENS	NaSiF6	ADJ	04/65	10582		0.8
TOTAL POPULATION SERVED BY SOURCE WATER SYSTEM - - - - -						10582		
CLOVERLEAF MHP	1860008	DORCHESTER		NATL		118	1.4	
TOTAL POPULATION SERVED BY SOURCE WATER SYSTEM - - - - -						118		
COLUMBIA	4010001	RICHLAND	NaSiF6	ADJ	07/67	248650		0.8
FOREST ACRES	4010006	RICHLAND		CONS		6627		
FORT JACKSON	4010501	RICHLAND		CONS		24000		
TOTAL POPULATION SERVED BY SOURCE WATER SYSTEM - - - - -						279277		
CONIFER HALL SD	0850003	BERKELEY		NATL		927	1.0	
TOTAL POPULATION SERVED BY SOURCE WATER SYSTEM - - - - -						927		
CONWAY	2610008	HORRY		NATL		15646	2.2	
TOTAL POPULATION SERVED BY SOURCE WATER SYSTEM - - - - -						15646		

POPULATION SERVED FLUORIDATED DRINKING WATER BY SOURCE SYSTEM,
CONSECUTIVE SYSTEM, AND COUNTY WITHIN STATE (AS OF 12/31/92)

SOUTH CAROLINA

WATER SYSTEMS AND CONSECUTIVE SYSTEMS SERVED	EPA ID NO	COUNTY	CHEM USED	STATUS	FLUOR START DATE	POP SERVED	NATURAL SYSTEMS NAT LEVEL	OPT LEVEL
CONWAY RURAL	2620001	HORRY			NATL	3463	3.4	
TOTAL POPULATION SERVED BY SOURCE WATER SYSTEM - - - - -						3463		
COTTAGEVILLE DAY CAR	1570111	COLLETON			NATL	26	1.6	
TOTAL POPULATION SERVED BY SOURCE WATER SYSTEM - - - - -						26		
COTTAGEVILLE ELEM	1570100	COLLETON			NATL	26	1.4	
TOTAL POPULATION SERVED BY SOURCE WATER SYSTEM - - - - -						26		
CROSBYS MHP	1560006	COLLETON			NATL	50	1.5	
TOTAL POPULATION SERVED BY SOURCE WATER SYSTEM - - - - -						50		
DARLINGTON	1610001	DARLINGTON	NaF	ADJ	02/58	8500		0.8
TOTAL POPULATION SERVED BY SOURCE WATER SYSTEM - - - - -						8500		
DARLINGTON CO WTR	1620001	DARLINGTON	NaSiF6	ADJ	01/85	31078		0.8
TOTAL POPULATION SERVED BY SOURCE WATER SYSTEM - - - - -						31078		
DEBORDIEU COLONY	2500004	GEORGETOWN			NATL	595	1.3	
TOTAL POPULATION SERVED BY SOURCE WATER SYSTEM - - - - -						595		
DEEP CREEK SCHOOL	2270106	GEORGETOWN			NATL	462	2.3	
TOTAL POPULATION SERVED BY SOURCE WATER SYSTEM - - - - -						462		
DENMARK	0510002	BAMBERG	NaF	ADJ	01/84	3762		0.8
TOTAL POPULATION SERVED BY SOURCE WATER SYSTEM - - - - -						3762		
DILLON	1710001	DILLON	NaF	ADJ	02/66	9095		0.8
TOTAL POPULATION SERVED BY SOURCE WATER SYSTEM - - - - -						9095		
EASLEY CENTRAL 1	3920001	PICKENS	NaSiF6	ADJ	08/79	3116		0.8
CENTRAL	3910005	PICKENS		CONS		3589		
HIGHWAY 88 WD	0420004	ANDERSON		CONS		2352		
TOTAL POPULATION SERVED BY SOURCE WATER SYSTEM - - - - -						9057		
EASLEY COMBINED UTILITIES	3910002	PICKENS	Acid	ADJ	09/67	24377		0.8

POPULATION SERVED FLUORIDATED DRINKING WATER BY SOURCE SYSTEM,
CONSECUTIVE SYSTEM, AND COUNTY WITHIN STATE (AS OF 12/31/92)

SOUTH CAROLINA

WATER SYSTEMS AND CONSECUTIVE SYSTEMS SERVED	EPA ID NO	COUNTY	CHEM USED	STATUS	FLUOR START DATE	POP SERVED	NATURAL SYSTEMS NAT LEVEL	OPT LEVEL
DAUCUSVILLE CEDARROCK	3920008	PICKENS		CONS		5317		
EASLEY CENTAL 2	3920007	PICKENS		CONS		2745		
SALUDA-POWDERSVILLE	0420002	PICKENS		CONS		17077		
SOUTHSIDE WD 1	3920006	PICKENS		CONS		3485		
TOTAL POPULATION SERVED BY SOURCE WATER SYSTEM - - - - -						53001		
EDGEBROOK TR PK	0860022	BERKELEY		NATL		53	3.1	
TOTAL POPULATION SERVED BY SOURCE WATER SYSTEM - - - - -						53		
EDGEFIELD AUTH	1920001	EDGEFIELD	NaSiF6	ADJ	12/80	18023		0.8
TOTAL POPULATION SERVED BY SOURCE WATER SYSTEM - - - - -						18023		
EDISTO BEACH WAT CO	1510006	COLLETON		NATL		1000	2.6	
TOTAL POPULATION SERVED BY SOURCE WATER SYSTEM - - - - -						1000		
ENTERPRISE MHP	2660041	HORRY		NATL		73	3.2	
TOTAL POPULATION SERVED BY SOURCE WATER SYSTEM - - - - -						73		
FLORENCE	2110001	FLORENCE	NaF	ADJ	01/68	58569		0.8
FLORENCE RURAL	2120001	FLORENCE		CONS		2094		
TOTAL POPULATION SERVED BY SOURCE WATER SYSTEM - - - - -						60663		
FOREST ACRES MH	2660016	HORRY		NATL		49	4.9	
TOTAL POPULATION SERVED BY SOURCE WATER SYSTEM - - - - -						49		
FORT MILL	4610003	YORK	NaSiF6	ADJ		6670		0.8
RIVERVIEW DIST	4620001	YORK		CONS		720		
TOTAL POPULATION SERVED BY SOURCE WATER SYSTEM - - - - -						7390		
FURMAN	2510007	HAMPTON		NATL		200	0.9	
TOTAL POPULATION SERVED BY SOURCE WATER SYSTEM - - - - -						200		
G S BAPTIST SCH	2670107	HORRY		NATL		250	4.0	
TOTAL POPULATION SERVED BY SOURCE WATER SYSTEM - - - - -						250		
G S FLOYDS ELEM	2670106	HORRY		NATL		410	0.8	
TOTAL POPULATION SERVED BY SOURCE WATER SYSTEM - - - - -						410		

POPULATION SERVED FLUORIDATED DRINKING WATER BY SOURCE SYSTEM,
CONSECUTIVE SYSTEM, AND COUNTY WITHIN STATE (AS OF 12/31/92)

SOUTH CAROLINA

WATER SYSTEMS AND CONSECUTIVE SYSTEMS SERVED	EPA ID NO	COUNTY	CHEM USED	STATUS	FLUOR START DATE	POP SERVED	NATURAL SYSTEMS NAT LEVEL	OPT LEVEL
G S FLOYDS MID	2670105	HORRY			NATL	500	1.2	
TOTAL POPULATION SERVED BY SOURCE WATER SYSTEM - - - - -						500		
GAFFNEY	1110001	CHEROKEE	Acid	ADJ	02/64	24270		0.8
BLACKSBURG	1110002	CHEROKEE		CONS		2650		
DRAYTONVILLE	1120003	CHEROKEE		CONS		3262		
GOUCHER DIST	1120004	CHEROKEE		CONS		1894		
GRASSY POND	1120002	CHEROKEE		CONS		4004		
DANIEL MORGAN	1120001	CHEROKEE		CONS		1710		
TOTAL POPULATION SERVED BY SOURCE WATER SYSTEM - - - - -						37790		
GEORGETOWN	2210001	GEORGETOWN			NATL	10982	0.8	
TOTAL POPULATION SERVED BY SOURCE WATER SYSTEM - - - - -						10982		
GEORGETOWN RURAL	2220001	GEORGETOWN			NATL	5766	0.8	
WEDGEFIELD PLAN	2220006	GEORGETOWN		CONS		803		
TOTAL POPULATION SERVED BY SOURCE WATER SYSTEM - - - - -						6569		
GIVHANS ELEM	1870100	DORCHESTER			NATL	364	0.8	
TOTAL POPULATION SERVED BY SOURCE WATER SYSTEM - - - - -						364		
GREELEYVILLE	4510001	WILLIAMSBURG			NATL	758	1.8	
TOTAL POPULATION SERVED BY SOURCE WATER SYSTEM - - - - -						758		
GREEN POND DAY CARE	1570113	COLLETON			NATL	28	1.3	
TOTAL POPULATION SERVED BY SOURCE WATER SYSTEM - - - - -						28		
GREENVILLE	2310001	GREENVILLE	Acid	ADJ	06/73	246257		0.8
CITY VIEW WD	2320002	GREENVILLE		CONS		1747		
MARIETTA WS	2320004	GREENVILLE		CONS		3035		
SLATER WD	2320010	GREENVILLE		CONS		608		
TOTAL POPULATION SERVED BY SOURCE WATER SYSTEM - - - - -						251647		
GREENWOOD	2410001	GREENWOOD	Acid	ADJ	12/84	37478		0.8
NINETY-SIX	2410002	GREENWOOD		CONS		2800		
TOTAL POPULATION SERVED BY SOURCE WATER SYSTEM - - - - -						40278		
GREER	2310005	GREENVILLE	Acid	ADJ	10/67	19760		0.8
BLUE RIDGE WD	2320003	GREENVILLE		CONS		13300		
N GREENVILLE JR COLL	2370115	GREENVILLE		CONS		450		
TOTAL POPULATION SERVED BY SOURCE WATER SYSTEM - - - - -						33510		

POPULATION SERVED FLUORIDATED DRINKING WATER BY SOURCE SYSTEM,
CONSECUTIVE SYSTEM, AND COUNTY WITHIN STATE (AS OF 12/31/92)

SOUTH CAROLINA

WATER SYSTEMS AND CONSECUTIVE SYSTEMS SERVED	EPA ID NO	COUNTY	CHEM USED	STATUS	FLUOR START DATE	POP SERVED	NATURAL SYSTEMS NAT LEVEL	OPT LEVEL
GSWSA GARDEN CITY	2620004	HORRY			NATL	51304	4.1	
VEREEN TP GSWSA	2660009	HORRY			CONS	856		
TOTAL POPULATION SERVED BY SOURCE WATER SYSTEM - - - - -						52160		
H TIMROD ELEM	2170118	FLORENCE			NATL	486	1.0	
TOTAL POPULATION SERVED BY SOURCE WATER SYSTEM - - - - -						486		
HANNAH ELEM SCHOOL	2170115	FLORENCE			NATL	224	1.3	
TOTAL POPULATION SERVED BY SOURCE WATER SYSTEM - - - - -						224		
HANNAH PAMPLICO	2170114	FLORENCE			NATL	435	0.7	
TOTAL POPULATION SERVED BY SOURCE WATER SYSTEM - - - - -						435		
HARTSVILLE	1610003	DARLINGTON	NaF	ADJ	10/51	11179		0.8
TOTAL POPULATION SERVED BY SOURCE WATER SYSTEM - - - - -						11179		
HEMINGWAY	4510004	WILLIAMSBURG			NATL	3050	2.4	
TOTAL POPULATION SERVED BY SOURCE WATER SYSTEM - - - - -						3050		
HHIU1 BLUE HERON	0750006	BEAUFORT			NATL	186	0.7	
TOTAL POPULATION SERVED BY SOURCE WATER SYSTEM - - - - -						186		
HIGH HILLS WTR	4320003	SUMTER	NaF	ADJ	08/82	6456		0.8
TOTAL POPULATION SERVED BY SOURCE WATER SYSTEM - - - - -						6456		
HOLLYWOOD HILLS	4050010	RICHLAND			NATL	888	0.8	
TOTAL POPULATION SERVED BY SOURCE WATER SYSTEM - - - - -						888		
HUTSON TR PK	0860039	BERKELEY			NATL	20	2.1	
TOTAL POPULATION SERVED BY SOURCE WATER SYSTEM - - - - -						20		
ISLE OF PALMS	1010004	CHARLESTON			NATL	5406	5.9	
TOTAL POPULATION SERVED BY SOURCE WATER SYSTEM - - - - -						5406		
IVENIA BROWN ELEM	1570109	COLLETON			NATL	295	0.9	
TOTAL POPULATION SERVED BY SOURCE WATER SYSTEM - - - - -						295		

POPULATION SERVED FLUORIDATED DRINKING WATER BY SOURCE SYSTEM,
CONSECUTIVE SYSTEM, AND COUNTY WITHIN STATE (AS OF 12/31/92)

SOUTH CAROLINA

WATER SYSTEMS AND CONSECUTIVE SYSTEMS SERVED	EPA ID NO	COUNTY	CHEM USED	STATUS	FLUOR START DATE	POP SERVED	NATURAL SYSTEMS NAT LEVEL	OPT LEVEL
J DRIGGERS T P	0860044	BERKELEY			NATL	10	0.1	
TOTAL POPULATION SERVED BY SOURCE WATER SYSTEM - - - - -						10		
J F CLEMMONS	0860023	BERKELEY			NATL	70	3.7	
TOTAL POPULATION SERVED BY SOURCE WATER SYSTEM - - - - -						70		
JACK AND JILL NURSERY	2670123	HORRY			NATL	25	1.6	
TOTAL POPULATION SERVED BY SOURCE WATER SYSTEM - - - - -						25		
JAMESTOWN	0810003	BERKELEY			NATL	535	1.7	
TOTAL POPULATION SERVED BY SOURCE WATER SYSTEM - - - - -						535		
JEFFERSON	1310005	CHESTERFIELD	NaSiF6	ADJ	06/78	1059		0.8
TOTAL POPULATION SERVED BY SOURCE WATER SYSTEM - - - - -						1059		
JENKINSVILLE	2020001	FAIRFIELD			NATL	1378	1.1	
TOTAL POPULATION SERVED BY SOURCE WATER SYSTEM - - - - -						1378		
JOHNSONVILLE	2110011	FLORENCE			NATL	3594	1.7	
TOTAL POPULATION SERVED BY SOURCE WATER SYSTEM - - - - -						3594		
KELLY MILLER	2070105	FAIRFIELD			NATL	375	1.2	
TOTAL POPULATION SERVED BY SOURCE WATER SYSTEM - - - - -						375		
KERSHAW CITY	2910003	LANCASTER	NaSiF6	ADJ	05/58	2677		0.8
TOTAL POPULATION SERVED BY SOURCE WATER SYSTEM - - - - -						2677		
KINGSTREE	4510002	WILLIAMSBURG			NATL	9452	2.2	
TOTAL POPULATION SERVED BY SOURCE WATER SYSTEM - - - - -						9452		
KNIGHTSVILLE	1820001	DORCHESTER			NATL	2902	2.4	
TOTAL POPULATION SERVED BY SOURCE WATER SYSTEM - - - - -						2902		
KNIGHTSVILLE	1870106	DORCHESTER			NATL	827	2.8	
TOTAL POPULATION SERVED BY SOURCE WATER SYSTEM - - - - -						827		

POPULATION SERVED FLUORIDATED DRINKING WATER BY SOURCE SYSTEM,
CONSECUTIVE SYSTEM, AND COUNTY WITHIN STATE (AS OF 12/31/92)

SOUTH CAROLINA

WATER SYSTEMS AND CONSECUTIVE SYSTEMS SERVED	EPA ID NO	COUNTY	CHEM USED	STATUS	FLUOR START DATE	POP SERVED	NATURAL SYSTEMS NAT LEVEL	OPT LEVEL
LAKEWOOD MHP	3260100	LEXINGTON		NATL		386	0.7	
TOTAL POPULATION SERVED BY SOURCE WATER SYSTEM - - - - -						386		
LAKEWOOD SCH	2670117	HORRY		NATL		1035	4.8	
TOTAL POPULATION SERVED BY SOURCE WATER SYSTEM - - - - -						1035		
LANCASTER	2910001	LANCASTER	NaSiF6	ADJ	06/53	11140		0.8
TOTAL POPULATION SERVED BY SOURCE WATER SYSTEM - - - - -						11140		
LANCASTER CO WAT & SEW HEATH SPRINGS	2920001 2910002	LANCASTER LANCASTER	NaSiF6	ADJ CONS	10/83	25987 1200		0.8
TOTAL POPULATION SERVED BY SOURCE WATER SYSTEM - - - - -						27187		
LANDRUM	4210003	SPARTANBURG	NaSiF6	ADJ	02/82	3330		0.8
TOTAL POPULATION SERVED BY SOURCE WATER SYSTEM - - - - -						3330		
LANE	4510005	WILLIAMSBURG		NATL		646	1.7	
TOTAL POPULATION SERVED BY SOURCE WATER SYSTEM - - - - -						646		
LATTA	1710002	DILLON	NaF	ADJ	08/85	3548		0.8
TOTAL POPULATION SERVED BY SOURCE WATER SYSTEM - - - - -						3548		
LAURENS RABON CREEK WD	3010001 3020001	LAURENS LAURENS	NaSiF6	ADJ CONS	10/76	13386 17562		0.8
TOTAL POPULATION SERVED BY SOURCE WATER SYSTEM - - - - -						30948		
LCCA HEAD START	1570115	COLLETON		NATL		100	1.6	
TOTAL POPULATION SERVED BY SOURCE WATER SYSTEM - - - - -						100		
LEXINGTON	3210001	LEXINGTON	NaSiF6	ADJ	02/74	5030		0.8
TOTAL POPULATION SERVED BY SOURCE WATER SYSTEM - - - - -						5030		
LIBERTY SOUTHSIDE WD 2	3910003 3920010	PICKENS PICKENS	NaSiF6	ADJ CONS	12/71	3514 2282		0.8
TOTAL POPULATION SERVED BY SOURCE WATER SYSTEM - - - - -						5796		
LITTLE RIVER	2620002	HORRY		NATL		14050	2.3	
TOTAL POPULATION SERVED BY SOURCE WATER SYSTEM - - - - -						14050		

POPULATION SERVED FLUORIDATED DRINKING WATER BY SOURCE SYSTEM,
CONSECUTIVE SYSTEM, AND COUNTY WITHIN STATE (AS OF 12/31/92)

SOUTH CAROLINA

WATER SYSTEMS AND CONSECUTIVE SYSTEMS SERVED	EPA ID NO	COUNTY	CHEM USED	STATUS	FLUOR START DATE	POP SERVED	NATURAL SYSTEMS NAT LEVEL	OPT LEVEL
LOBECO HEAD START	0770110	BEAUFORT			NATL	37	1.1	
TOTAL POPULATION SERVED BY SOURCE WATER SYSTEM - - - - -						37		
LONG COVE CLUB	0750022	BEAUFORT			NATL	560	0.7	
TOTAL POPULATION SERVED BY SOURCE WATER SYSTEM - - - - -						560		
LONGS SYSTEM	2620008	HORRY			NATL	216	3.0	
TOTAL POPULATION SERVED BY SOURCE WATER SYSTEM - - - - -						216		
LORIS	2610010	HORRY			NATL	4301	2.8	
TOTAL POPULATION SERVED BY SOURCE WATER SYSTEM - - - - -						4301		
LUGOFF WATER DIST	2820001	KERSHAW	NaSiF6	ADJ	07/81	5934		0.8
TOTAL POPULATION SERVED BY SOURCE WATER SYSTEM - - - - -						5934		
M WILLIAMSON MHP	2660036	HORRY			NATL	134	3.0	
TOTAL POPULATION SERVED BY SOURCE WATER SYSTEM - - - - -						134		
MARION	3310001	MARION	NaF	ADJ	07/57	9014		0.8
TOTAL POPULATION SERVED BY SOURCE WATER SYSTEM - - - - -						9014		
MARION RURAL	3320001	MARION			NATL	9789	1.2	
TOTAL POPULATION SERVED BY SOURCE WATER SYSTEM - - - - -						9789		
MCATTER MHP	2960002	LANCASTER			NATL	60	0.7	
TOTAL POPULATION SERVED BY SOURCE WATER SYSTEM - - - - -						60		
MCCORMICK	3510001	MCCORMICK	NaSiF6	ADJ	12/77	2678		0.8
MCCORMICK W&SA	3520002	MCCORMICK		CONS		3358		
TOTAL POPULATION SERVED BY SOURCE WATER SYSTEM - - - - -						6036		
MILEY	2550001	HAMPTON			NATL	48	0.7	
TOTAL POPULATION SERVED BY SOURCE WATER SYSTEM - - - - -						48		
MINNIE HUGHES	1070124	CHARLESTON			NATL	350	2.1	
TOTAL POPULATION SERVED BY SOURCE WATER SYSTEM - - - - -						350		

POPULATION SERVED FLUORIDATED DRINKING WATER BY SOURCE SYSTEM,
CONSECUTIVE SYSTEM, AND COUNTY WITHIN STATE (AS OF 12/31/92)

SOUTH CAROLINA

WATER SYSTEMS AND CONSECUTIVE SYSTEMS SERVED	EPA ID NO	COUNTY	CHEM USED	STATUS	FLUOR START DATE	POP SERVED	NATURAL SYSTEMS NAT LEVEL	OPT LEVEL
MIRACLE ACRES	2660042	HORRY			NATL	87	3.6	
TOTAL POPULATION SERVED BY SOURCE WATER SYSTEM - - - - -						87		
MONCKS CORNER	0810001	BERKELEY			NATL	5327	0.8	
TOTAL POPULATION SERVED BY SOURCE WATER SYSTEM - - - - -						5327		
MONETTA	0210008	AIKEN			NATL	792	0.8	
TOTAL POPULATION SERVED BY SOURCE WATER SYSTEM - - - - -						792		
MT PLEASANT	1010002	CHARLESTON			NATL	31746	2.4	
BULLS BAY WD	1020004	CHARLESTON			CONS	3721		
TOTAL POPULATION SERVED BY SOURCE WATER SYSTEM - - - - -						35467		
MURRELLS INLET	2220009	GEORGETOWN			NATL	4606	5.0	
TOTAL POPULATION SERVED BY SOURCE WATER SYSTEM - - - - -						4606		
MYRTLE BEACH	2610001	HORRY	Acid	ADJ	07/88	25350		0.8
TOTAL POPULATION SERVED BY SOURCE WATER SYSTEM - - - - -						25350		
MYRTLE BEACH AFB	2610500	HORRY			NATL	3187	2.8	
TOTAL POPULATION SERVED BY SOURCE WATER SYSTEM - - - - -						3187		
NEW ELLENTON	0210007		NaF	ADJ	08/88	3696		0.8
TOTAL POPULATION SERVED BY SOURCE WATER SYSTEM - - - - -						3696		
NEWBERRY	3610001	NEWBERRY	NaSiF6	ADJ	03/79	11211		0.8
NEWBERRY CO W&S	3620002	NEWBERRY		CONS		7185		
SALUDA	4110001	SALUDA		CONS		2800		
SILVERSTREET	3620001	NEWBERRY		CONS		900		
TOTAL POPULATION SERVED BY SOURCE WATER SYSTEM - - - - -						22096		
NEYLES DAY CARE	1570112	COLLETON			NATL	30	1.4	
TOTAL POPULATION SERVED BY SOURCE WATER SYSTEM - - - - -						30		
NICHOLS	3310003	MARION			NATL	520	0.8	
TOTAL POPULATION SERVED BY SOURCE WATER SYSTEM - - - - -						520		

POPULATION SERVED FLUORIDATED DRINKING WATER BY SOURCE SYSTEM,
CONSECUTIVE SYSTEM, AND COUNTY WITHIN STATE (AS OF 12/31/92)

SOUTH CAROLINA

WATER SYSTEMS AND CONSECUTIVE SYSTEMS SERVED	EPA ID NO	COUNTY	CHEM USED	STATUS	FLUOR START DATE	POP SERVED	NATURAL SYSTEMS NAT LEVEL	OPT LEVEL
NORTH AUGUSTA	0210003	AIKEN	NaSiF6	ADJ	06/63	24217		0.8
TOTAL POPULATION SERVED BY SOURCE WATER SYSTEM - - - - -						24217		
NORTH MYRTLE BEACH	2610011	HORRY		NATL		37729	4.1	
FOXFIRE VILLAGE	2660043	HORRY		CONS		319		
TOTAL POPULATION SERVED BY SOURCE WATER SYSTEM - - - - -						38048		
OAKEY SWAMP MHP	2660031	HORRY		NATL		110	4.4	
TOTAL POPULATION SERVED BY SOURCE WATER SYSTEM - - - - -						110		
OAKLEY VOC CTR	0870124	BERKELEY		NATL		224	2.7	
TOTAL POPULATION SERVED BY SOURCE WATER SYSTEM - - - - -						224		
ORANGEBURG	3810001	ORANGEBURG	NaSiF6	ADJ	09/52	51584		0.8
TOTAL POPULATION SERVED BY SOURCE WATER SYSTEM - - - - -						51584		
PAGELAND	1310003	CHESTERFIELD	NaF	ADJ	02/69	3411		0.8
CHESTERFIELD RURAL	1320003	CHESTERFIELD		CONS		8082		
TOTAL POPULATION SERVED BY SOURCE WATER SYSTEM - - - - -						11493		
PALMETTO MHP	0860014	BERKELEY		NATL		70	2.7	
TOTAL POPULATION SERVED BY SOURCE WATER SYSTEM - - - - -						70		
PARKWOOD MHP	3260041	LEXINGTON		NATL		230	1.4	
TOTAL POPULATION SERVED BY SOURCE WATER SYSTEM - - - - -						230		
PARKWOOD SD	3250029	LEXINGTON		NATL		311	1.2	
TOTAL POPULATION SERVED BY SOURCE WATER SYSTEM - - - - -						311		
PAWLEYS ISLAND	2220010	GEORGETOWN		NATL		22806	3.2	
TOTAL POPULATION SERVED BY SOURCE WATER SYSTEM - - - - -						22806		
PELION	3210010	LEXINGTON	NaF	ADJ	07/84	658		0.8
TOTAL POPULATION SERVED BY SOURCE WATER SYSTEM - - - - -						658		
PENNY ROYAL	2220002	GEORGETOWN		NATL		1591	0.9	
TOTAL POPULATION SERVED BY SOURCE WATER SYSTEM - - - - -						1591		

POPULATION SERVED FLUORIDATED DRINKING WATER BY SOURCE SYSTEM,
CONSECUTIVE SYSTEM, AND COUNTY WITHIN STATE (AS OF 12/31/92)

SOUTH CAROLINA

WATER SYSTEMS AND CONSECUTIVE SYSTEMS SERVED	EPA ID NO	COUNTY	CHEM USED	STATUS	FLUOR START DATE	POP SERVED	NATURAL SYSTEMS NAT LEVEL	OPT LEVEL
PICKENS	3910001	PICKENS	NaSiF6	ADJ	11/72	9685		0.8
BETHLEHEM-ROANOKE	3920003	PICKENS		CONS		4438		
SIX MILE WD	3920002	PICKENS		CONS		7338		
TWELVE MILE WD	3920011	PICKENS		CONS		890		
TOTAL POPULATION SERVED BY SOURCE WATER SYSTEM - - - - -						22351		
PIEDMONT RURAL	4220005	SPARTANBURG		NATL		3486	0.9	
TOTAL POPULATION SERVED BY SOURCE WATER SYSTEM - - - - -						3486		
PINE ACRES MHP	0260004	AIKEN		NATL		70	0.8	
TOTAL POPULATION SERVED BY SOURCE WATER SYSTEM - - - - -						70		
PIRATE COVE MHP	2660013	HORRY		NATL		870	4.9	
TOTAL POPULATION SERVED BY SOURCE WATER SYSTEM - - - - -						870		
PLANTERSVILLE	2220004	GEORGETOWN		NATL		1242	4.3	
TOTAL POPULATION SERVED BY SOURCE WATER SYSTEM - - - - -						1242		
PLEASANT HILL HIGH	2270111	GEORGETOWN		NATL		371	1.7	
TOTAL POPULATION SERVED BY SOURCE WATER SYSTEM - - - - -						371		
PLEASANT HILL MID	2270103	GEORGETOWN		NATL		429	2.0	
TOTAL POPULATION SERVED BY SOURCE WATER SYSTEM - - - - -						429		
POINT LOOKOUT	3050007	LAURENS		NATL		67	1.1	
TOTAL POPULATION SERVED BY SOURCE WATER SYSTEM - - - - -						67		
QUINBY	2110002	FLORENCE	NaF	ADJ	12/77	966		0.8
TOTAL POPULATION SERVED BY SOURCE WATER SYSTEM - - - - -						966		
RED HILL SYSTEM	2220007	GEORGETOWN		NATL		336	1.8	
TOTAL POPULATION SERVED BY SOURCE WATER SYSTEM - - - - -						336		
RIDGELAND	2710001	JASPER	NaF	ADJ	12/89	2430		0.8
TOTAL POPULATION SERVED BY SOURCE WATER SYSTEM - - - - -						2430		
ROCK BLUFF SD	4550001	WILLIAMSBURG		NATL		71	1.8	
TOTAL POPULATION SERVED BY SOURCE WATER SYSTEM - - - - -						71		

POPULATION SERVED FLUORIDATED DRINKING WATER BY SOURCE SYSTEM,
CONSECUTIVE SYSTEM, AND COUNTY WITHIN STATE (AS OF 12/31/92)

SOUTH CAROLINA

WATER SYSTEMS AND CONSECUTIVE SYSTEMS SERVED	EPA ID NO	COUNTY	CHEM USED	STATUS	FLUOR START DATE	POP SERVED	NATURAL SYSTEMS NAT LEVEL	OPT LEVEL
ROCK HILL	4610002	YORK	NaSiF6	ADJ	05/52	53276		0.8
RIVERVIEW SD	4650023	YORK		CONS		560		
TOTAL POPULATION SERVED BY SOURCE WATER SYSTEM - - - - -						53836		
ROSEHILL COMMUNITY	2220008	GEORGETOWN		NATL		250	3.2	
TOTAL POPULATION SERVED BY SOURCE WATER SYSTEM - - - - -						250		
SAMPIT SYSTEM	2220005	GEORGETOWN		NATL		531	1.0	
TOTAL POPULATION SERVED BY SOURCE WATER SYSTEM - - - - -						531		
SAND HILL MHP	0860006	BERKELEY		NATL		50	2.1	
TOTAL POPULATION SERVED BY SOURCE WATER SYSTEM - - - - -						50		
SCOTIA	2510008	HAMPTON		NATL		165	0.8	
TOTAL POPULATION SERVED BY SOURCE WATER SYSTEM - - - - -						165		
SEA ISLAND ADM BLG	1070109	CHARLESTON		NATL		26	0.9	
TOTAL POPULATION SERVED BY SOURCE WATER SYSTEM - - - - -						26		
SENECA	3710002	OCONEE	Acid	ADJ	10/63	23850		0.8
COURTENAY-NEWRY	3720002	OCONEE		CONS		322		
KEOWEE KEY SD	3750023	OCONEE		CONS		3058		
TOTAL POPULATION SERVED BY SOURCE WATER SYSTEM - - - - -						27230		
SHANNON HIGH	2370101	GREENVILLE		NATL		250	0.7	
TOTAL POPULATION SERVED BY SOURCE WATER SYSTEM - - - - -						250		
SHAW AFB RESID	4310501	SUMTER	Acid	ADJ	01/58	5124		0.8
TOTAL POPULATION SERVED BY SOURCE WATER SYSTEM - - - - -						5124		
SOCASSEE ELEM	2670101	HORRY		NATL		26	3.6	
TOTAL POPULATION SERVED BY SOURCE WATER SYSTEM - - - - -						26		
SOCASSEE WS	2620005	HORRY		NATL		5080	3.4	
TOTAL POPULATION SERVED BY SOURCE WATER SYSTEM - - - - -						5080		

POPULATION SERVED FLUORIDATED DRINKING WATER BY SOURCE SYSTEM,
CONSECUTIVE SYSTEM, AND COUNTY WITHIN STATE (AS OF 12/31/92)

SOUTH CAROLINA

WATER SYSTEMS AND CONSECUTIVE SYSTEMS SERVED	EPA ID NO	COUNTY	CHEM USED	STATUS	FLUOR START DATE	POP SERVED	NATURAL SYSTEMS NAT LEVEL	OPT LEVEL
SPARTANBURG	4210001	SPARTANBURG	Acid	ADJ	08/68	98000		0.8
B&B W/D CONVERSE	4220011	SPARTANBURG		CONS		370		
INMAN-CAMPOBELLO	4220002	SPARTANBURG		CONS		15641		
LIBERTY CHESNEE FNGRV	4220010	SPARTANBURG		CONS		11866		
STARTEX-JACKSON	4220006	SPARTANBURG		CONS		29320		
UNA WD	4220004	SPARTANBURG		CONS		6821		
WOODRUFF-ROEBUCK	4220007	SPARTANBURG		CONS		14966		
TOTAL POPULATION SERVED BY SOURCE WATER SYSTEM - - - - -						176984		
SPRINGFIELD	3810009	ORANGEBURG	NaF	ADJ	08/84	1333		0.8
TOTAL POPULATION SERVED BY SOURCE WATER SYSTEM - - - - -						1333		
ST MATTHEWS	0910001	CALHOUN	NaF	ADJ	08/63	3751		0.8
TOTAL POPULATION SERVED BY SOURCE WATER SYSTEM - - - - -						3751		
ST PAUL ACADEMY	1070101	CHARLESTON		NATL		160	2.8	
TOTAL POPULATION SERVED BY SOURCE WATER SYSTEM - - - - -						160		
ST PAUL PRIMARY	1470100	CLARENDON		NATL		26	0.8	
TOTAL POPULATION SERVED BY SOURCE WATER SYSTEM - - - - -						26		
ST STEPHENS	0810002	BERKELEY		NATL		1716	1.5	
TOTAL POPULATION SERVED BY SOURCE WATER SYSTEM - - - - -						1716		
STUCKEY	4510003	WILLIAMSBURG		NATL		241	1.8	
TOTAL POPULATION SERVED BY SOURCE WATER SYSTEM - - - - -						241		
SULLIVANS ISLAND	1010003	CHARLESTON		NATL		2413	3.0	
TOTAL POPULATION SERVED BY SOURCE WATER SYSTEM - - - - -						2413		
SUMMERTON	1410003	CLARENDON		NATL		2170	0.9	
TOTAL POPULATION SERVED BY SOURCE WATER SYSTEM - - - - -						2170		
SUMMERVILLE	1810003	DORCHESTER		NATL		45667	2.0	
CALOMET SD	1850009	DORCHESTER		CONS		246		
DORCHESTER CO W/A-SPRUCEWOOD	1820005	DORCHESTER		CONS		698		
DORCHESTER CO W/A-TRNQL ACR	1820003	DORCHESTER		CONS		1302		
TOTAL POPULATION SERVED BY SOURCE WATER SYSTEM - - - - -						47913		

POPULATION SERVED FLUORIDATED DRINKING WATER BY SOURCE SYSTEM,
CONSECUTIVE SYSTEM, AND COUNTY WITHIN STATE (AS OF 12/31/92)

SOUTH CAROLINA

WATER SYSTEMS AND CONSECUTIVE SYSTEMS SERVED	EPA ID NO	COUNTY	CHEM USED	STATUS	FLUOR START DATE	POP SERVED	NATURAL SYSTEMS NAT LEVEL	OPT LEVEL
SUMTER	4310001	SUMTER	NaSiF6	ADJ	12/64	48053		0.8
TOTAL POPULATION SERVED BY SOURCE WATER SYSTEM - - - - -						48053		
SURFSIDE BEACH	2610003	HORRY		NATL		7323	3.3	
TOTAL POPULATION SERVED BY SOURCE WATER SYSTEM - - - - -						7323		
SURFSIDE HEIGHT	0450066	ANDERSON		NATL		56	0.8	
TOTAL POPULATION SERVED BY SOURCE WATER SYSTEM - - - - -						56		
TEAL ON ASHLEY SUBD	1850007	DORCHESTER		NATL		102	1.9	
TOTAL POPULATION SERVED BY SOURCE WATER SYSTEM - - - - -						102		
TIKTON HALL	2760003	JASPER		NATL		30	0.7	
TOTAL POPULATION SERVED BY SOURCE WATER SYSTEM - - - - -						30		
TIMMONSVILLE	2110005	FLORENCE	NaF	ADJ	08/76	2895		0.8
TOTAL POPULATION SERVED BY SOURCE WATER SYSTEM - - - - -						2895		
TRICO RURAL	1720001	DILLON	NaF	ADJ	04/77	9946		0.8
TOTAL POPULATION SERVED BY SOURCE WATER SYSTEM - - - - -						9946		
TWIN LAKES MHP	4660007	YORK		NATL		797	0.8	
TOTAL POPULATION SERVED BY SOURCE WATER SYSTEM - - - - -						797		
UNION	4410001	UNION	NaSiF6	ADJ	04/55	13240		0.8
BROWNS CREEK	4420002	UNION		CONS		2363		
CARLISLE	4410003	UNION		CONS		670		
LOVERS LANE WD	4420004	UNION		CONS		282		
LUKESVILLE WD	4420006	UNION		CONS		255		
MEANSVILLE RILEY	4420001	UNION		CONS		5649		
BUFFALO WD	4420008	UNION		CONS		1610		
ENOREE MILLS	4420008	SPARTANBURG		CONS		476		
MONARCH WD	4420009	UNION		CONS		887		
ROCKY CREEK WD	4420003	UNION		CONS		2039		
SANTUC-HEBRON	4420007	UNION		CONS		2714		
SARDIS WD	4420005	UNION		CONS		378		
TOTAL POPULATION SERVED BY SOURCE WATER SYSTEM - - - - -						30563		
VALLEY PSA	0220012		NaF	ADJ	09/88	4777		0.8
TOTAL POPULATION SERVED BY SOURCE WATER SYSTEM - - - - -						4777		

POPULATION SERVED FLUORIDATED DRINKING WATER BY SOURCE SYSTEM,
CONSECUTIVE SYSTEM, AND COUNTY WITHIN STATE (AS OF 12/31/92)

SOUTH CAROLINA

WATER SYSTEMS AND CONSECUTIVE SYSTEMS SERVED	EPA ID NO	COUNTY	CHEM USED	STATUS	FLUOR START DATE	POP SERVED	NATURAL SYSTEMS NAT LEVEL	OPT LEVEL
VARNVILLE	2510005	HAMPTON			NATL	2000	0.8	
TOTAL POPULATION SERVED BY SOURCE WATER SYSTEM - - - - -						2000		
WACCAMAW ADULT ED	2670116	HORRY			NATL	415	2.2	
TOTAL POPULATION SERVED BY SOURCE WATER SYSTEM - - - - -						415		
WALHALLA	3710004	OCONEE	NaSiF6	ADJ	07/73	14092		0.8
WEST UNION	3710005	OCONEE		CONS		577		
TOTAL POPULATION SERVED BY SOURCE WATER SYSTEM - - - - -						14669		
WALTERBORO	1510004	COLLETON			NATL	13150	1.4	
TOTAL POPULATION SERVED BY SOURCE WATER SYSTEM - - - - -						13150		
WEST COLUMBIA	3210004	LEXINGTON	NaSiF6	ADJ	01/67	23339		0.8
TOTAL POPULATION SERVED BY SOURCE WATER SYSTEM - - - - -						23339		
WESTMINSTER	3710003	OCONEE	NaSiF6	ADJ	06/63	6619		0.8
PIONEER	3720001	OCONEE		CONS		10446		
CHICKASAW POINT	3750010	OCONEE		CONS		554		
TOTAL POPULATION SERVED BY SOURCE WATER SYSTEM - - - - -						17619		
WHITESVILLE SCH	0870105	BERKELEY			NATL	716	2.7	
TOTAL POPULATION SERVED BY SOURCE WATER SYSTEM - - - - -						716		
WHITMIRE	3610004	NEWBERRY	NaSiF6	ADJ	05/85	3085		0.8
TOTAL POPULATION SERVED BY SOURCE WATER SYSTEM - - - - -						3085		
WILLIAMSTON	0410010	ANDERSON	NaSiF6	ADJ	11/79	5250		0.8
BIG CREEK	0420009	ANDERSON		CONS		6412		
WEST PELZER	0410009	ANDERSON		CONS		1699		
TOTAL POPULATION SERVED BY SOURCE WATER SYSTEM - - - - -						13361		
WILLOWBROOK SD	4650026	YORK			NATL	131	1.6	
TOTAL POPULATION SERVED BY SOURCE WATER SYSTEM - - - - -						131		
WINDMILL HARBOUR	0750030	BEAUFORT			NATL	270	1.0	
TOTAL POPULATION SERVED BY SOURCE WATER SYSTEM - - - - -						270		

POPULATION SERVED FLUORIDATED DRINKING WATER BY SOURCE SYSTEM,
CONSECUTIVE SYSTEM, AND COUNTY WITHIN STATE (AS OF 12/31/92)

SOUTH CAROLINA

WATER SYSTEMS AND CONSECUTIVE SYSTEMS SERVED	EPA ID NO	COUNTY	CHEM USED	STATUS	FLUOR START DATE	POP SERVED	NATURAL SYSTEMS NAT LEVEL	OPT LEVEL
WINNSBORO	2010001	FAIRFIELD	NaSiF6	ADJ	06/59	8640		0.8
MID COUNTY #2	2020004	FAIRFIELD		CONS		1361		
MIDCOUNTY #1	2020002	FAIRFIELD		CONS		966		
TOTAL POPULATION SERVED BY SOURCE WATER SYSTEM - - - - -						10967		
WOODS OVERNIGHT	1560003	COLLETON		NATL		75	1.2	
TOTAL POPULATION SERVED BY SOURCE WATER SYSTEM - - - - -						75		
YORK	4610001	YORK	NaSiF6	ADJ	02/63	6687		0.8
TOTAL POPULATION SERVED BY SOURCE WATER SYSTEM - - - - -						6687		
YORK COUNTY	4620002	YORK		ADJ		300		0.8
TOTAL POPULATION SERVED BY SOURCE WATER SYSTEM - - - - -						300		
ZION CENTER	1070141	CHARLESTON		NATL		40	2.9	
TOTAL POPULATION SERVED BY SOURCE WATER SYSTEM - - - - -						40		

STATE SUMMARY DATA AS OF 12/31/92

SOUTH DAKOTA

SYSTEM SIZE CLASSIFICATION

	FLUORIDATED SYSTEMS		PUBLIC WATER SYSTEMS	
	NUMBER OF SYSTEMS	TOTAL POPULATION	NUMBER OF SYSTEMS	TOTAL POPULATION
=<1,000	274	86,918	394	104,000
1,001-5,000	74	168,512	73	160,000
5,001-10,000	9	57,908	6	47,000
10,001-50,000	9	133,509	8	125,000
50,001-100,000	1	54,022	1	54,000
>100,000	1	101,000	1	101,000
TOTAL	368	601,869	483	591,000

FLUORIDATED SYSTEM CLASSIFICATION

	NUMBER	POPULATION	PERCENTAGE (POP.)
ADJUSTED	150	499,953	83.1
CONSECUTIVE	118	64,158	10.7
NATURAL	100	37,758	6.3
TOTAL	368	601,869	

SCHOOLS, INDIAN AND MILITARY SYSTEMS

	ADJUSTED		NATURAL	
	NUMBER	POP.	NUMBER	POP.
TOTAL SCHOOLS	0	0	0	0
INDIAN SYSTEMS	65	23,937	1	84
INDIAN SCHOOLS	0	0	0	0
MILITARY SYSTEMS	1	5,000	0	0

CHEMICAL USAGE OF FLUORIDATING SYSTEMS

	NUMBER	POPULATION
SODIUM FLUORIDE	65	114,465
SODIUM SILICOFLUORIDE	23	187,300
HYDROFLUOSILICIC ACID	145	232,392

POPULATION SERVED FLUORIDATED DRINKING WATER BY SOURCE SYSTEM,
CONSECUTIVE SYSTEM, AND COUNTY WITHIN STATE (AS OF 12/31/92)

SOUTH DAKOTA

WATER SYSTEMS AND CONSECUTIVE SYSTEMS SERVED	EPA ID NO	COUNTY	CHEM USED	STATUS	FLUOR START DATE	POP SERVED	NATURAL SYSTEMS NAT LEVEL	OPT LEVEL
ABERDEEN	4600020	BROWN	NaSIF6	ADJ	05/51	24918		1.2
TOTAL POPULATION SERVED BY SOURCE WATER SYSTEM - - - - -						24918		
AGAR	4600024	SULLY		NATL		139	2.3	
TOTAL POPULATION SERVED BY SOURCE WATER SYSTEM - - - - -						139		
ALLEN	4690481	SHANNON	NaF	ADJ		260		1.2
TOTAL POPULATION SERVED BY SOURCE WATER SYSTEM - - - - -						260		
ALPENA	4600025	JERAULD		NATL		136	1.6	
TOTAL POPULATION SERVED BY SOURCE WATER SYSTEM - - - - -						136		
AMERICAN HORSE SCHOOL	4690466	SHANNON	NaF	ADJ	00/00	200		1.2
TOTAL POPULATION SERVED BY SOURCE WATER SYSTEM - - - - -						200		
ARLINGTON	4600385	KINGSBURY	Acid	ADJ	05/74	906		1.2
TOTAL POPULATION SERVED BY SOURCE WATER SYSTEM - - - - -						906		
AURORA-BRULE RWS	4600621	AURORA	Acid	ADJ	06/81	4500		1.2
KIMBALL	4600184	BRULE		CONS		751		
PUKWANA	4600250	BRULE		CONS		235		
STICKNEY	4600318	AURORA		CONS		410		
WHITE LAKE	4600366	AURORA		CONS		372		
TOTAL POPULATION SERVED BY SOURCE WATER SYSTEM - - - - -						6268		
BANCROFT	4600035	KINGSBURY		NATL		41	3.9	
TOTAL POPULATION SERVED BY SOURCE WATER SYSTEM - - - - -						41		
BATESLAND SCHOOL	0000000	SHANNON	NaF	ADJ	01/80	220		1.2
TOTAL POPULATION SERVED BY SOURCE WATER SYSTEM - - - - -						220		
BELLE FOURCHE	4600037	BUTTE	Acid	ADJ	01/71	4241		1.2
TOTAL POPULATION SERVED BY SOURCE WATER SYSTEM - - - - -						4241		
BELVIDERE	4600038	JACKSON		NATL		73	2.1	
TOTAL POPULATION SERVED BY SOURCE WATER SYSTEM - - - - -						73		
BERESFORD	4600386	LINCOLN	NaF	ADJ	07/71	1733		1.2
TOTAL POPULATION SERVED BY SOURCE WATER SYSTEM - - - - -						1733		

POPULATION SERVED FLUORIDATED DRINKING WATER BY SOURCE SYSTEM,
CONSECUTIVE SYSTEM, AND COUNTY WITHIN STATE (AS OF 12/31/92)

SOUTH DAKOTA

WATER SYSTEMS AND CONSECUTIVE SYSTEMS SERVED	EPA ID NO	COUNTY	CHEM USED	STATUS	FLUOR START DATE	POP SERVED	NATURAL SYSTEMS NAT LEVEL	OPT LEVEL
BIG BEND	4690438	HYDE			NATL	84	1.8	
TOTAL POPULATION SERVED BY SOURCE WATER SYSTEM - - - - -						84		
BIG SIOUX RWS	4600429	MOODY	NaF	ADJ	01/76	4054		1.2
WENTWORTH	4600419	LAKE		CONS		193		
TOTAL POPULATION SERVED BY SOURCE WATER SYSTEM - - - - -						4247		
BIG STONE CITY	4600007	GRANT	Acid	ADJ	07/72	651		1.2
TOTAL POPULATION SERVED BY SOURCE WATER SYSTEM - - - - -						651		
BISON	4600039	PERKINS			NATL	458	1.8	
TOTAL POPULATION SERVED BY SOURCE WATER SYSTEM - - - - -						458		
BLACK HAWK	4600043	MEADE	Acid	ADJ	01/78	1400		1.2
TOTAL POPULATION SERVED BY SOURCE WATER SYSTEM - - - - -						1400		
BLACKPIPE	4690489	TODD	NaF	ADJ		177		1.2
CORN CREEK	4690519	TODD		CONS		148		
TOTAL POPULATION SERVED BY SOURCE WATER SYSTEM - - - - -						325		
BON HOMME-YANKTON II	4600865	BON HOMME	NaSiF6	ADJ	06/81	5000		1.2
AVON	4600031	BON HOMME		CONS		576		
LESTERVILLE	4600195	YANKTON		CONS		156		
MENNO	4600205	HUTCHINSON		CONS		805		
PARKSTON	4600236	HUTCHINSON		CONS		1546		
SCOTLAND	4600290	BON HOMME		CONS		1022		
TABOR	4600327	BON HOMME		CONS		461		
TIMBERLAND PARK	4600412	YANKTON		CONS		96		
TOTAL POPULATION SERVED BY SOURCE WATER SYSTEM - - - - -						9662		
BOWDLE	4600008	EDMUNDS	Acid	ADJ	07/72	589		1.2
TOTAL POPULATION SERVED BY SOURCE WATER SYSTEM - - - - -						589		
BOX ELDER	4600046	PENNINGTON	NaF	ADJ	04/73	2625		1.2
TOTAL POPULATION SERVED BY SOURCE WATER SYSTEM - - - - -						2625		
BRANDON	4600048	MINNEHAHA	Acid	ADJ	01/71	3519		1.2
TOTAL POPULATION SERVED BY SOURCE WATER SYSTEM - - - - -						3519		

POPULATION SERVED FLUORIDATED DRINKING WATER BY SOURCE SYSTEM,
CONSECUTIVE SYSTEM, AND COUNTY WITHIN STATE (AS OF 12/31/92)

SOUTH DAKOTA

WATER SYSTEMS AND CONSECUTIVE SYSTEMS SERVED	EPA ID NO	COUNTY	CHEM USED	STATUS	FLUOR START DATE	POP SERVED	NATURAL SYSTEMS NAT LEVEL	OPT LEVEL
BRENTWOOD COLONY	4602066	FAULK			NATL	90	2.9	
TOTAL POPULATION SERVED BY SOURCE WATER SYSTEM - - - - -						90		
BRIDGEWATER	4600066	MCCOOK	NaF	ADJ	10/72	533	1.2	
TOTAL POPULATION SERVED BY SOURCE WATER SYSTEM - - - - -						533		
BRITTON	4600388	MARSHALL	Acid	ADJ	06/71	1394	1.2	
TOTAL POPULATION SERVED BY SOURCE WATER SYSTEM - - - - -						1394		
BROADLAND	4600069	BEADLE			NATL	49	2.5	
TOTAL POPULATION SERVED BY SOURCE WATER SYSTEM - - - - -						49		
BROOKINGS	4600071	BROOKINGS	NaSiF6	ADJ	12/61	16253	1.2	
AURORA	4600058	BROOKINGS		CONS		507		
TOTAL POPULATION SERVED BY SOURCE WATER SYSTEM - - - - -						16760		
BROOKINGS-DEUEL RWS	4600430	DEUEL	Acid	ADJ	05/77	5460	1.2	
ELKTON	4600117	BROOKINGS		CONS		633		
KINGBROOK I RWS	4600385	DEUEL		CONS		2649		
UNIVERSITY ESTATES	4600075	BROOKINGS		CONS		60		
WHITE	4600364	BROOKINGS		CONS		477		
TOTAL POPULATION SERVED BY SOURCE WATER SYSTEM - - - - -						9279		
BROWN-DAY-MARSHALL RWS	4600882	MARSHALL	Acid	ADJ	01/85	2495	1.2	
AMHERST	4600030	MARSHALL		CONS		75		
CLAREMONT	4600090	BROWN		CONS		179		
LANGFORD	4600189	MARSHALL		CONS		311		
PIERPONT	4600241	DAY		CONS		184		
TOTAL POPULATION SERVED BY SOURCE WATER SYSTEM - - - - -						3244		
BUFFALO GAP	4600077	CUSTER			NATL	188	0.7	
TOTAL POPULATION SERVED BY SOURCE WATER SYSTEM - - - - -						188		
BULLHEAD	4690508	CORSON	NaF	ADJ	12/79	421	1.2	
TOTAL POPULATION SERVED BY SOURCE WATER SYSTEM - - - - -						421		
BURKE	4600079	GREGORY	Acid	ADJ	05/72	692	1.2	
TOTAL POPULATION SERVED BY SOURCE WATER SYSTEM - - - - -						692		

POPULATION SERVED FLUORIDATED DRINKING WATER BY SOURCE SYSTEM,
CONSECUTIVE SYSTEM, AND COUNTY WITHIN STATE (AS OF 12/31/92)

SOUTH DAKOTA

WATER SYSTEMS AND CONSECUTIVE SYSTEMS SERVED	EPA ID NO	COUNTY	CHEM USED	STATUS	FLUOR START DATE	POP SERVED	NATURAL SYSTEMS NAT LEVEL	OPT LEVEL
BUTTE-MEADE RWS	4600223	BUTTE			NATL	1000	1.7	
TOTAL POPULATION SERVED BY SOURCE WATER SYSTEM - - - - -						1000		
CANOVA	4600081	MINER			NATL	194	1.0	
TOTAL POPULATION SERVED BY SOURCE WATER SYSTEM - - - - -						194		
CANTON	4600082	LINCOLN			NATL	2895	1.2	
TOTAL POPULATION SERVED BY SOURCE WATER SYSTEM - - - - -						2895		
CARTHAGE	4600083	MINER			NATL	276	2.3	
TOTAL POPULATION SERVED BY SOURCE WATER SYSTEM - - - - -						276		
CASTLEWOOD	4600002	HAMLIN	NaF	ADJ	04/73	548		1.2
TOTAL POPULATION SERVED BY SOURCE WATER SYSTEM - - - - -						548		
CAVOUR	4600084	BEADLE			NATL	118	0.8	
TOTAL POPULATION SERVED BY SOURCE WATER SYSTEM - - - - -						118		
CENTERVILLE	4600085	TURNER	Acid	ADJ	07/73	887		1.2
TOTAL POPULATION SERVED BY SOURCE WATER SYSTEM - - - - -						887		
CHAMBERLAIN	4600086	BRULE	NaF	ADJ	07/71	2293		1.2
TOTAL POPULATION SERVED BY SOURCE WATER SYSTEM - - - - -						2293		
CHAPEL LANE DEV	4600264	PENNINGTON	Acid	ADJ	11/79	1020		1.2
TOTAL POPULATION SERVED BY SOURCE WATER SYSTEM - - - - -						1020		
CLARK	4600091	CLARK	Acid	ADJ	11/71	1287		1.2
TOTAL POPULATION SERVED BY SOURCE WATER SYSTEM - - - - -						1287		
CLARK COLONY	4602063	CLARK			NATL	115	5.4	
TOTAL POPULATION SERVED BY SOURCE WATER SYSTEM - - - - -						115		
CLARK RWS	4600881	CLARK	Acid	ADJ	06/83	3559		1.2
BRADLEY	4600047	CLARK		CONS		134		
FLORENCE	4600128	CODINGTON		CONS		189		

POPULATION SERVED FLUORIDATED DRINKING WATER BY SOURCE SYSTEM,
CONSECUTIVE SYSTEM, AND COUNTY WITHIN STATE (AS OF 12/31/92)

SOUTH DAKOTA

WATER SYSTEMS AND CONSECUTIVE SYSTEMS SERVED	EPA ID NO	COUNTY	CHEM USED	STATUS	FLUOR START DATE	POP SERVED	NATURAL SYSTEMS NAT LEVEL	OPT LEVEL
HENRY	4600153	CODINGTON		CONS		210		
RAYMOND	4600276	CLARK		CONS		106		
TOTAL POPULATION SERVED BY SOURCE WATER SYSTEM - - - - -						4198		
CLAY RWS	4600626	CLAY	Acid	ADJ	12/79	3590		1.2
WAKONDA	4600399	CLAY		CONS		381		
TOTAL POPULATION SERVED BY SOURCE WATER SYSTEM - - - - -						3971		
CLEAR LAKE	4600092	DEUEL	NaF	ADJ	11/71	1246		1.2
TOTAL POPULATION SERVED BY SOURCE WATER SYSTEM - - - - -						1246		
CLEARFIELD COLONY	4602020	CHARLES MIX		NATL		50	1.5	
TOTAL POPULATION SERVED BY SOURCE WATER SYSTEM - - - - -						50		
CLOVERLEAF FARMS	4602078	MINER		NATL		65	4.7	
TOTAL POPULATION SERVED BY SOURCE WATER SYSTEM - - - - -						65		
COLTON	4600390	MINNEHAHA	Acid	ADJ	11/73	655		1.2
TOTAL POPULATION SERVED BY SOURCE WATER SYSTEM - - - - -						655		
CRAZY HORSE SCHOOL	4690468	SHANNON	NaF	ADJ	00/00	330		1.2
TOTAL POPULATION SERVED BY SOURCE WATER SYSTEM - - - - -						330		
CROW CREEK	4690439	BUFFALO	NaF	ADJ	05/78	125		1.2
TOTAL POPULATION SERVED BY SOURCE WATER SYSTEM - - - - -						125		
CUSTER	4600101	CUSTER	NaF	ADJ	08/71	1741		1.2
TOTAL POPULATION SERVED BY SOURCE WATER SYSTEM - - - - -						1741		
DE SMET	4600059	KINGSBURY	NaF	ADJ	10/71	1165		1.2
TOTAL POPULATION SERVED BY SOURCE WATER SYSTEM - - - - -						1165		
DEADWOOD	4600104	LAWRENCE		NATL		2084	1.6	
TOTAL POPULATION SERVED BY SOURCE WATER SYSTEM - - - - -						2084		
DEERFIELD COLONY	4602056	EDMONDS		NATL		85	2.6	
TOTAL POPULATION SERVED BY SOURCE WATER SYSTEM - - - - -						85		

POPULATION SERVED FLUORIDATED DRINKING WATER BY SOURCE SYSTEM,
CONSECUTIVE SYSTEM, AND COUNTY WITHIN STATE (AS OF 12/31/92)

SOUTH DAKOTA

WATER SYSTEMS AND CONSECUTIVE SYSTEMS SERVED	EPA ID NO	COUNTY	CHEM USED	STATUS	FLUOR START DATE	POP SERVED	NATURAL NAT LEVEL	SYSTEMS OPT LEVEL
DELMONT	4600106	DOUGLAS		NATL		283	1.7	
TOTAL POPULATION SERVED BY SOURCE WATER SYSTEM - - - - -						283		
DRAPER	4600109	JONES		NATL		141	2.9	
TOTAL POPULATION SERVED BY SOURCE WATER SYSTEM - - - - -						141		
EDGEMONT	4600114	FALL RIVER		NATL		1471	1.2	
TOTAL POPULATION SERVED BY SOURCE WATER SYSTEM - - - - -						1471		
ELK POINT	4600116	UNION		NATL		1656	2.0	
TOTAL POPULATION SERVED BY SOURCE WATER SYSTEM - - - - -						1656		
ENEMY SWIM	4690460	DAY	NaF	ADJ	00/00	187		1.2
TOTAL POPULATION SERVED BY SOURCE WATER SYSTEM - - - - -						187		
ESTELLINE	4600119	HAMLIN	Acid	ADJ	10/72	658		1.2
TOTAL POPULATION SERVED BY SOURCE WATER SYSTEM - - - - -						658		
EUREKA	4600121	MCPHERSON	Acid	ADJ	04/76	1197		1.2
TOTAL POPULATION SERVED BY SOURCE WATER SYSTEM - - - - -						1197		
EVERGREEN	4690477	SHANNON	NaF	ADJ		338		1.2
TOTAL POPULATION SERVED BY SOURCE WATER SYSTEM - - - - -						338		
EVERGREEN COLONY	4602050	FAULK		NATL		60	2.6	
TOTAL POPULATION SERVED BY SOURCE WATER SYSTEM - - - - -						60		
FAIRVIEW	4600393	LINCOLN		NATL		90	1.1	
TOTAL POPULATION SERVED BY SOURCE WATER SYSTEM - - - - -						90		
FINLEY HEIGHTS	4690462		NaF	ADJ		62		1.2
TOTAL POPULATION SERVED BY SOURCE WATER SYSTEM - - - - -						62		
FLANDREAU	4600127	MOODY	NaF	ADJ	09/71	2311		1.2
TOTAL POPULATION SERVED BY SOURCE WATER SYSTEM - - - - -						2311		
FLANDREAU INDIAN SCHOOL	4690465	MOODY	Acid	ADJ	01/80	600		1.2
TOTAL POPULATION SERVED BY SOURCE WATER SYSTEM - - - - -						600		

POPULATION SERVED FLUORIDATED DRINKING WATER BY SOURCE SYSTEM,
CONSECUTIVE SYSTEM, AND COUNTY WITHIN STATE (AS OF 12/31/92)

SOUTH DAKOTA

WATER SYSTEMS AND CONSECUTIVE SYSTEMS SERVED	EPA ID NO	COUNTY	CHEM USED	STATUS	FLUOR START DATE	POP SERVED	NATURAL NAT LEVEL	SYSTEMS OPT LEVEL
FORDHAM COLONY	4602064	CLARK			NATL	118	5.5	
TOTAL POPULATION SERVED BY SOURCE WATER SYSTEM - - - - -						118		
FORESTBURG	4600129	SANBORN			NATL	129	1.7	
TOTAL POPULATION SERVED BY SOURCE WATER SYSTEM - - - - -						129		
FRANKFORT	4600132	SPINK			NATL	209	1.8	
TOTAL POPULATION SERVED BY SOURCE WATER SYSTEM - - - - -						209		
FREEMAN	4600134	HUTCHINSON	Acid	ADJ	01/72	1295		1.2
TOTAL POPULATION SERVED BY SOURCE WATER SYSTEM - - - - -						1295		
FT PIERRE	4600130	STANLEY	Acid	ADJ	03/72	1820		1.2
TOTAL POPULATION SERVED BY SOURCE WATER SYSTEM - - - - -						1820		
FT THOMPSON	4690440	BUFFALO	Acid	ADJ	08/76	1128		1.2
TOTAL POPULATION SERVED BY SOURCE WATER SYSTEM - - - - -						1128		
GARRETSON	4600138	MINNEHAHA	Acid	ADJ	10/73	920		1.2
TOTAL POPULATION SERVED BY SOURCE WATER SYSTEM - - - - -						920		
GETTYSBURG	4600142	POTTER	Acid	ADJ	09/76	1505		1.2
TOTAL POPULATION SERVED BY SOURCE WATER SYSTEM - - - - -						1505		
GLENDALE COLONY	4602060	SPINK			NATL	100	2.5	
TOTAL POPULATION SERVED BY SOURCE WATER SYSTEM - - - - -						100		
GRANT-ROBERTS RWS	4600864	GRANT	Acid	ADJ	03/81	2690		1.2
TOTAL POPULATION SERVED BY SOURCE WATER SYSTEM - - - - -						2690		
GREENLAND COLONY	4602028	MCPHERSON			NATL	80	2.6	
TOTAL POPULATION SERVED BY SOURCE WATER SYSTEM - - - - -						80		
GREENWOOD COLONY	4602022	DOUGLAS			NATL	103	1.6	
TOTAL POPULATION SERVED BY SOURCE WATER SYSTEM - - - - -						103		

POPULATION SERVED FLUORIDATED DRINKING WATER BY SOURCE SYSTEM,
CONSECUTIVE SYSTEM, AND COUNTY WITHIN STATE (AS OF 12/31/92)

SOUTH DAKOTA

WATER SYSTEMS AND CONSECUTIVE SYSTEMS SERVED	EPA ID NO	COUNTY	CHEM USED	STATUS	FLUOR START DATE	POP SERVED	NATURAL SYSTEMS NAT LEVEL	OPT LEVEL
GREGORY	4600145	GREGORY	Acid	ADJ	07/69	1384		1.2
TOTAL POPULATION SERVED BY SOURCE WATER SYSTEM - - - - -						1384		
HANSON RWS	4600878	HANSON	Acid	ADJ	01/83	3918		1.2
ALEXANDRIA	4600062	HANSON		CONS		595		
EMERY	4600118	HANSON		CONS		403		
ETHAN	4600120	DAVISON		CONS		347		
TOTAL POPULATION SERVED BY SOURCE WATER SYSTEM - - - - -						5263		
HARRISBURG	4600148	LINCOLN	Acid	ADJ	01/83	727		1.2
TOTAL POPULATION SERVED BY SOURCE WATER SYSTEM - - - - -						727		
HIGHMORE	4600158	HYDE	Acid	ADJ	01/72	835		1.2
TOTAL POPULATION SERVED BY SOURCE WATER SYSTEM - - - - -						835		
HILL CITY	4600159	PENNINGTON	Acid	ADJ	01/83	650		1.2
TOTAL POPULATION SERVED BY SOURCE WATER SYSTEM - - - - -						650		
HILLSIDE COLONY	4602061	SPINK		NATL		82	3.1	
TOTAL POPULATION SERVED BY SOURCE WATER SYSTEM - - - - -						82		
HORSE CREEK	4690516	TODD	NaF	ADJ		31		1.2
TOTAL POPULATION SERVED BY SOURCE WATER SYSTEM - - - - -						31		
HOT SPRINGS	4600163	FALL RIVER	Acid	ADJ	10/70	4318		1.2
TOTAL POPULATION SERVED BY SOURCE WATER SYSTEM - - - - -						4318		
HOVEN	4600164	POTTER	Acid	ADJ	07/72	525		1.2
TOTAL POPULATION SERVED BY SOURCE WATER SYSTEM - - - - -						525		
HOWARD	4600165	MINER		NATL		1167	2.6	
TOTAL POPULATION SERVED BY SOURCE WATER SYSTEM - - - - -						1167		
HURON	4600169	BEADLE	NaSiF6	ADJ	09/56	12415		1.2
TOTAL POPULATION SERVED BY SOURCE WATER SYSTEM - - - - -						12415		
HURON COLONY 1	4602041	BEADLE		NATL		60	1.2	
TOTAL POPULATION SERVED BY SOURCE WATER SYSTEM - - - - -						60		

POPULATION SERVED FLUORIDATED DRINKING WATER BY SOURCE SYSTEM,
CONSECUTIVE SYSTEM, AND COUNTY WITHIN STATE (AS OF 12/31/92)

SOUTH DAKOTA

WATER SYSTEMS AND CONSECUTIVE SYSTEMS SERVED	EPA ID NO	COUNTY	CHEM USED	STATUS	FLUOR START DATE	POP SERVED	NATURAL SYSTEMS NAT LEVEL	OPT LEVEL
HURON COLONY 2	4602042	BEADLE			NATL	60	1.4	
TOTAL POPULATION SERVED BY SOURCE WATER SYSTEM - - - - -						60		
HUTTERVILLE COLONY	4602026	BROWN			NATL	89	4.2	
TOTAL POPULATION SERVED BY SOURCE WATER SYSTEM - - - - -						89		
IGLOO - PROVO WATER DISTRICT	4600396	FALL RIVER			NATL	212	1.2	
TOTAL POPULATION SERVED BY SOURCE WATER SYSTEM - - - - -						212		
IROQUOIS	4600174	KINGSBURY	OTHER	ADJ	07/90	328		1.2
TOTAL POPULATION SERVED BY SOURCE WATER SYSTEM - - - - -						328		
ISABEL	4600175	DEWEY	Acid	ADJ	01/80	315		1.2
TOTAL POPULATION SERVED BY SOURCE WATER SYSTEM - - - - -						315		
JAMESVILLE COLONY	4602018	YANKTON			NATL	120	2.6	
TOTAL POPULATION SERVED BY SOURCE WATER SYSTEM - - - - -						120		
JEFFERSON	4600060	UNION	NaF	ADJ	01/83	527		1.2
TOTAL POPULATION SERVED BY SOURCE WATER SYSTEM - - - - -						527		
KADOKA	4600181	JACKSON			NATL	831	1.1	
TOTAL POPULATION SERVED BY SOURCE WATER SYSTEM - - - - -						831		
KENEL	4690507	CORSON	NaF	ADJ	12/79	187		1.2
TOTAL POPULATION SERVED BY SOURCE WATER SYSTEM - - - - -						187		
KINGBROOK II RWS	4600511	KINGSBURY	Acid	ADJ	01/79	2000		1.2
TOTAL POPULATION SERVED BY SOURCE WATER SYSTEM - - - - -						2000		
KINGBROOK III RWS OLDHAM	4600874 4600231	KINGSBURY KINGSBURY	Acid	ADJ CONS	01/81	2181 221		1.2
TOTAL POPULATION SERVED BY SOURCE WATER SYSTEM - - - - -						2402		
KYLE	4690474	SHANNON	NaF	ADJ		442		1.2
TOTAL POPULATION SERVED BY SOURCE WATER SYSTEM - - - - -						442		

POPULATION SERVED FLUORIDATED DRINKING WATER BY SOURCE SYSTEM,
CONSECUTIVE SYSTEM, AND COUNTY WITHIN STATE (AS OF 12/31/92)

SOUTH DAKOTA

WATER SYSTEMS AND CONSECUTIVE SYSTEMS SERVED	EPA ID NO	COUNTY	CHEM USED	STATUS	FLUOR START DATE	POP SERVED	NATURAL SYSTEMS NAT LEVEL	OPT LEVEL
LAKE ANDES	4600185	CHARLES MIX	Acid	ADJ	01/72	845		1.2
LAKE ANDES HOUSING	0000005	CHARLES MIX		CONS		468		
TOTAL POPULATION SERVED BY SOURCE WATER SYSTEM - - - - -						1313		
LAKE PRESTON	4600398	KINGSBURY		NATL		787	2.8	
TOTAL POPULATION SERVED BY SOURCE WATER SYSTEM - - - - -						787		
LAKESIDE WATER WORKS	4602108	MEADE		NATL		25	1.4	
TOTAL POPULATION SERVED BY SOURCE WATER SYSTEM - - - - -						25		
LAKEVIEW COLONY	4602017	CHARLES MIX		NATL		90	2.7	
TOTAL POPULATION SERVED BY SOURCE WATER SYSTEM - - - - -						90		
LANE	4600180	JERAULD		NATL		83	1.7	
TOTAL POPULATION SERVED BY SOURCE WATER SYSTEM - - - - -						83		
LEAD	4600190	LAWRENCE	NaSiF6	ADJ	10/70	3503		1.2
TOTAL POPULATION SERVED BY SOURCE WATER SYSTEM - - - - -						3503		
LEMMON	4600192	PERKINS		NATL		1864	3.5	
TOTAL POPULATION SERVED BY SOURCE WATER SYSTEM - - - - -						1864		
LENNOX	4600193	LINCOLN	NaF	ADJ	07/73	1684		1.2
TOTAL POPULATION SERVED BY SOURCE WATER SYSTEM - - - - -						1684		
LITTLE EAGLE	4690453	CORSON	NaF	ADJ	07/79	390		1.2
TOTAL POPULATION SERVED BY SOURCE WATER SYSTEM - - - - -						390		
LITTLE WOUND SCHOOL	4677802	SHANNON	NaF	ADJ	/82	260		1.2
TOTAL POPULATION SERVED BY SOURCE WATER SYSTEM - - - - -						260		
LONG HOLLOW	4690457		NaF	ADJ		135		1.2
TOTAL POPULATION SERVED BY SOURCE WATER SYSTEM - - - - -						135		
LOGLAKE COLONY	4602051	MCPHERSON		NATL		82	2.6	
TOTAL POPULATION SERVED BY SOURCE WATER SYSTEM - - - - -						82		

POPULATION SERVED FLUORIDATED DRINKING WATER BY SOURCE SYSTEM,
CONSECUTIVE SYSTEM, AND COUNTY WITHIN STATE (AS OF 12/31/92)

SOUTH DAKOTA

WATER SYSTEMS AND CONSECUTIVE SYSTEMS SERVED	EPA ID NO	COUNTY	CHEM USED	STATUS	FLUOR START DATE	POP SERVED	NATURAL SYSTEMS NAT LEVEL	OPT LEVEL
LOWER BRULE	4690441	LYMAN	Acid	ADJ	/81	900		1.2
TOTAL POPULATION SERVED BY SOURCE WATER SYSTEM - - - - -						900		
MADISON	4600199	LAKE	Acid	ADJ	05/70	6225		1.2
TOTAL POPULATION SERVED BY SOURCE WATER SYSTEM - - - - -						6225		
MANDERSON	4690479	SHANNON	NaF	ADJ		395		1.2
TOTAL POPULATION SERVED BY SOURCE WATER SYSTEM - - - - -						395		
MANDERSON DAY SCHOOL	4690467	SHANNON	NaF	ADJ	00/00	256		1.2
TOTAL POPULATION SERVED BY SOURCE WATER SYSTEM - - - - -						256		
MANSFIELD	4600200	BROWN			NATL	111	1.7	
TOTAL POPULATION SERVED BY SOURCE WATER SYSTEM - - - - -						111		
MARION	4600201	TURNER	Acid	ADJ	09/82	830		1.2
TOTAL POPULATION SERVED BY SOURCE WATER SYSTEM - - - - -						830		
MARTIN	4600202	BENNETT	Acid	ADJ	11/71	1151		1.2
TOTAL POPULATION SERVED BY SOURCE WATER SYSTEM - - - - -						1151		
MAXWELL COLONY	4602023	HUTCHINSON			NATL	100	2.4	
TOTAL POPULATION SERVED BY SOURCE WATER SYSTEM - - - - -						100		
MCCOOK LAKE	4600177	MCCOOK	NaF	ADJ	10/72	1200		1.2
TOTAL POPULATION SERVED BY SOURCE WATER SYSTEM - - - - -						1200		
MCINTOSH	4600197	CORSON			NATL	408	1.4	
TOTAL POPULATION SERVED BY SOURCE WATER SYSTEM - - - - -						408		
MCLAUGHLIN	4600198	CORSON	NaF	ADJ	10/72	693		1.2
TOTAL POPULATION SERVED BY SOURCE WATER SYSTEM - - - - -						693		
MIDLAND	4600012	HAAKON			NATL	276	2.3	
TOTAL POPULATION SERVED BY SOURCE WATER SYSTEM - - - - -						276		

POPULATION SERVED FLUORIDATED DRINKING WATER BY SOURCE SYSTEM,
CONSECUTIVE SYSTEM, AND COUNTY WITHIN STATE (AS OF 12/31/92)

SOUTH DAKOTA

WATER SYSTEMS AND CONSECUTIVE SYSTEMS SERVED	EPA ID NO	COUNTY	CHEM USED	STATUS	FLUOR START DATE	POP SERVED	NATURAL SYSTEMS NAT LEVEL	OPT LEVEL
MILBANK	4600207	GRANT	Acid	ADJ	04/68	3874		1.2
TOTAL POPULATION SERVED BY SOURCE WATER SYSTEM - - - - -						3874		
MILKS CAMP	4690498	GREGORY	NaF	ADJ	01/80	97		1.2
TOTAL POPULATION SERVED BY SOURCE WATER SYSTEM - - - - -						97		
MILLER	4600211	HAND		NATL		1930	2.1	
TOTAL POPULATION SERVED BY SOURCE WATER SYSTEM - - - - -						1930		
MINNEHAHA COMMUNITY WATER CORP	4600432	MINNEHAHA	Acid	ADJ	12/77	10600		1.2
BALTIC	4600034	MINNEHAHA		CONS		688		
CROOKS	4600391	MINNEHAHA		CONS		598		
DELL RAPIDS	4600105	MINNEHAHA		CONS		2390		
HARTFORD	4600150	MINNEHAHA		CONS		1256		
HUMBOLDT	4600167	MINNEHAHA		CONS		486		
MCCROSSAN BOYS RANCH	4600296	MINNEHAHA		CONS		75		
TOTAL POPULATION SERVED BY SOURCE WATER SYSTEM - - - - -						16093		
MISSION	4600401	TODD	Acid	ADJ	12/76	639		1.2
TOTAL POPULATION SERVED BY SOURCE WATER SYSTEM - - - - -						639		
MITCHELL	4600214	DAVISON	Acid	ADJ	11/54	13917		1.2
DAVISON RWS	4601090	DAVISON		CONS		1937		
LETCHER	4600196	SANBORN		CONS		221		
TOTAL POPULATION SERVED BY SOURCE WATER SYSTEM - - - - -						16075		
MOBILE DWELLERS-ABERDEEN	4600023	BROWN		NATL		130	1.6	
TOTAL POPULATION SERVED BY SOURCE WATER SYSTEM - - - - -						130		
MOBRIDGE	4600215	WALWORTH	Acid	ADJ	03/52	3765		1.2
TOTAL POPULATION SERVED BY SOURCE WATER SYSTEM - - - - -						3765		
MORRISTOWN	4600218	CORSON		NATL		125	2.9	
TOTAL POPULATION SERVED BY SOURCE WATER SYSTEM - - - - -						125		
MOUND CITY	4600219	CAMPBELL		NATL		112	2.9	
TOTAL POPULATION SERVED BY SOURCE WATER SYSTEM - - - - -						112		
MOUNT VERNON	4600220	DAVISON		NATL		403	1.1	
TOTAL POPULATION SERVED BY SOURCE WATER SYSTEM - - - - -						403		

POPULATION SERVED FLUORIDATED DRINKING WATER BY SOURCE SYSTEM,
CONSECUTIVE SYSTEM, AND COUNTY WITHIN STATE (AS OF 12/31/92)

SOUTH DAKOTA

WATER SYSTEMS AND CONSECUTIVE SYSTEMS SERVED	EPA ID NO	COUNTY	CHEM USED	STATUS	FLUOR START DATE	POP SERVED	NATURAL SYSTEMS NAT LEVEL	OPT LEVEL
MURDO	4600221	JONES	Acid	ADJ	09/72	677		1.2
TOTAL POPULATION SERVED BY SOURCE WATER SYSTEM - - - - -						677		
NEW ELM SPRING COLONY	4602011	HUTCHINSON		NATL		90	1.2	
TOTAL POPULATION SERVED BY SOURCE WATER SYSTEM - - - - -						90		
NEW UNDERWOOD	4600224	PENNINGTON		NATL		520	1.8	
TOTAL POPULATION SERVED BY SOURCE WATER SYSTEM - - - - -						520		
NEWELL	4600222	BUTTE		NATL		642	1.0	
TOTAL POPULATION SERVED BY SOURCE WATER SYSTEM - - - - -						642		
NEWPORT COLONY	4602029	MARSHALL		NATL		101	5.5	
TOTAL POPULATION SERVED BY SOURCE WATER SYSTEM - - - - -						101		
NISLAND	4600225	BUTTE		NATL		215	0.9	
TOTAL POPULATION SERVED BY SOURCE WATER SYSTEM - - - - -						215		
NORTH SIOUX CITY	4600226	UNION		NATL		1823	0.9	
TOTAL POPULATION SERVED BY SOURCE WATER SYSTEM - - - - -						1823		
NUNDA	4600228	LAKE		NATL		60	1.1	
TOTAL POPULATION SERVED BY SOURCE WATER SYSTEM - - - - -						60		
OACOMA	4600229	LYMAN	NaSiF6	ADJ	01/81	367		1.2
TOTAL POPULATION SERVED BY SOURCE WATER SYSTEM - - - - -						367		
OAKLAND COLONY	4602044	HANSON		NATL		72	0.9	
TOTAL POPULATION SERVED BY SOURCE WATER SYSTEM - - - - -						72		
OGLALA	4690480	SHANNON	NaF	ADJ		291		1.2
TOTAL POPULATION SERVED BY SOURCE WATER SYSTEM - - - - -						291		
OLD AGENCY	4690458	ROBERTS	NaF	ADJ	00/00	567		1.2
TOTAL POPULATION SERVED BY SOURCE WATER SYSTEM - - - - -						567		

POPULATION SERVED FLUORIDATED DRINKING WATER BY SOURCE SYSTEM,
CONSECUTIVE SYSTEM, AND COUNTY WITHIN STATE (AS OF 12/31/92)

SOUTH DAKOTA

WATER SYSTEMS AND CONSECUTIVE SYSTEMS SERVED	EPA ID NO	COUNTY	CHEM USED	STATUS	FLUOR START DATE	POP SERVED	NATURAL SYSTEMS NAT LEVEL	OPT LEVEL
OLD ELM SPRING COLONY	4602012	HUTCHINSON			NATL	60	1.9	
TOTAL POPULATION SERVED BY SOURCE WATER SYSTEM - - - - -						60		
ONIDA	4600233	SULLY			NATL	848	2.6	
TOTAL POPULATION SERVED BY SOURCE WATER SYSTEM - - - - -						848		
ORIENT	4600234	FAULK			NATL	89	2.7	
TOTAL POPULATION SERVED BY SOURCE WATER SYSTEM - - - - -						89		
OUR LADY OF LOURDES SCHOOL	4690521	SHANNON	NaF	ADJ	01/80	155		1.2
TOTAL POPULATION SERVED BY SOURCE WATER SYSTEM - - - - -						155		
PARKER	4600235	TURNER	Acid	ADJ	01/69	984		1.2
TOTAL POPULATION SERVED BY SOURCE WATER SYSTEM - - - - -						984		
PEARL CREEK COLONY	4602073	BENDLE			NATL	99	2.0	
TOTAL POPULATION SERVED BY SOURCE WATER SYSTEM - - - - -						99		
PEEVER	4600237	ROBERTS	NaF	ADJ	09/82	232		1.2
TOTAL POPULATION SERVED BY SOURCE WATER SYSTEM - - - - -						232		
PEEVER FLATS	4690461	ROBERTS	NaF	ADJ	00/00	151		1.2
TOTAL POPULATION SERVED BY SOURCE WATER SYSTEM - - - - -						151		
PEMBROOK COLONY	4602055	EDMONDS			NATL	120	2.9	
TOTAL POPULATION SERVED BY SOURCE WATER SYSTEM - - - - -						120		
PHILIP	4600238	HAAKON	Acid	ADJ	05/72	1088		1.2
BAD RIVER RWS	4600869	HAAKON		CONS		90		
TOTAL POPULATION SERVED BY SOURCE WATER SYSTEM - - - - -						1178		
PIERRE	4600242	HUGHES	Acid	ADJ	08/68	12862		1.2
CAMELOT	4600506	HUGHES		CONS		50		
TOTAL POPULATION SERVED BY SOURCE WATER SYSTEM - - - - -						12912		
PINE RIDGE	4690475	SHANNON	NaF	ADJ	/75	3614		1.2
TOTAL POPULATION SERVED BY SOURCE WATER SYSTEM - - - - -						3614		

POPULATION SERVED FLUORIDATED DRINKING WATER BY SOURCE SYSTEM,
CONSECUTIVE SYSTEM, AND COUNTY WITHIN STATE (AS OF 12/31/92)

SOUTH DAKOTA

WATER SYSTEMS AND CONSECUTIVE SYSTEMS SERVED	EPA ID NO	COUNTY	CHEM USED	STATUS	FLUOR START DATE	POP SERVED	NATURAL SYSTEMS NAT LEVEL	OPT LEVEL
PLAINVIEW COLONY	4602053	EDMONDS		NATL		130	2.3	
TOTAL POPULATION SERVED BY SOURCE WATER SYSTEM - - - - -						130		
PLANKINTON	4600245	AURORA		NATL		644	1.4	
TOTAL POPULATION SERVED BY SOURCE WATER SYSTEM - - - - -						644		
PORCUPINE DAY SCHOOL	4690469	SHANNON	NaF	ADJ	00/00	158		1.2
TOTAL POPULATION SERVED BY SOURCE WATER SYSTEM - - - - -						158		
POTATO CREEK	4690472	SHANNON	NaF	ADJ		78		1.2
TOTAL POPULATION SERVED BY SOURCE WATER SYSTEM - - - - -						78		
PRESHO	4600248	LYMAN		NATL		756	2.0	
TOTAL POPULATION SERVED BY SOURCE WATER SYSTEM - - - - -						756		
QUINN	4600251	PENNINGTON		NATL		80	3.1	
TOTAL POPULATION SERVED BY SOURCE WATER SYSTEM - - - - -						80		
RAMONA	4600252	LAKE		NATL		238	1.7	
TOTAL POPULATION SERVED BY SOURCE WATER SYSTEM - - - - -						238		
RANDALL II RWS	4600433	CHARLES MIX	Acid	ADJ	01/79	5010		1.2
ARMOUR	4600028	DOUGLAS		CONS		818		
CORSICA	4600097	DOUGLAS		CONS		641		
GREENWOOD	0000004	CHARLES MIX		CONS		134		
MARTY	0000006	CHARLES MIX		CONS		624		
WAGNER	4600348	CHARLES MIX		CONS		1457		
WAGNER NORTH AND SOUTH	0000007	CHARLES MIX		CONS		694		
TOTAL POPULATION SERVED BY SOURCE WATER SYSTEM - - - - -						9378		
RANDALL III	4600435	CHARLES MIX	Acid	ADJ	06/78	5429		1.2
GEDDES	4600141	CHARLES MIX		CONS		303		
PLATTE	4600246	CHARLES MIX		CONS		1333		
RAVINIA	4600275	CHARLES MIX		CONS		84		
TOTAL POPULATION SERVED BY SOURCE WATER SYSTEM - - - - -						7149		
RAPID CITY	4600406	PENNINGTON	NaF	ADJ	08/70	54022		1.2
ELLSWORTH AFB	4608004	MEADE		CONS		5000		
TOTAL POPULATION SERVED BY SOURCE WATER SYSTEM - - - - -						59022		

POPULATION SERVED FLUORIDATED DRINKING WATER BY SOURCE SYSTEM,
CONSECUTIVE SYSTEM, AND COUNTY WITHIN STATE (AS OF 12/31/92)

SOUTH DAKOTA

WATER SYSTEMS AND CONSECUTIVE SYSTEMS SERVED	EPA ID NO	COUNTY	CHEM USED	STATUS	FLUOR START DATE	POP SERVED	NATURAL SYSTEMS NAT LEVEL	OPT LEVEL
RAPID VALLEY RWS	4600274	PENNINGTON	Acid	ADJ	01/76	8000		1.2
TOTAL POPULATION SERVED BY SOURCE WATER SYSTEM - - - - -						8000		
RED CLOUD INDIAN SCHOOL	4690512	SHANNON	NaF	ADJ	01/80	525		1.2
TOTAL POPULATION SERVED BY SOURCE WATER SYSTEM - - - - -						525		
RED IRON LAKE	4690456		NaF	ADJ		78		1.2
TOTAL POPULATION SERVED BY SOURCE WATER SYSTEM - - - - -						78		
RED SHIRT	4690482	SHANNON	NaF	ADJ		135		1.2
TOTAL POPULATION SERVED BY SOURCE WATER SYSTEM - - - - -						135		
RELIANCE	4600279	LYMAN		NATL		191	2.5	
TOTAL POPULATION SERVED BY SOURCE WATER SYSTEM - - - - -						191		
RIVERSIDE COLONY	4602040	BEADLE		NATL		130	2.0	
TOTAL POPULATION SERVED BY SOURCE WATER SYSTEM - - - - -						130		
ROCKHAM	4600281	FAULK		NATL		52	3.0	
TOTAL POPULATION SERVED BY SOURCE WATER SYSTEM - - - - -						52		
ROCKPORT COLONY	4602014	HANSON		NATL		97	1.3	
TOTAL POPULATION SERVED BY SOURCE WATER SYSTEM - - - - -						97		
ROCKYFORD SCHOOL	0000001	SHANNON	NaF	ADJ	01/80	285		1.2
TOTAL POPULATION SERVED BY SOURCE WATER SYSTEM - - - - -						285		
ROSEBUD	4690494	TODD	Acid	ADJ	/75	1373		1.2
TOTAL POPULATION SERVED BY SOURCE WATER SYSTEM - - - - -						1373		
ROSEBUD RWS	4690528	TODD	Acid	ADJ	05/84	2585		1.2
TOTAL POPULATION SERVED BY SOURCE WATER SYSTEM - - - - -						2585		
ROSEDALE COLONY 2	4602015	HANSON		NATL		100	0.8	
TOTAL POPULATION SERVED BY SOURCE WATER SYSTEM - - - - -						100		
S SPINK-N BEADLE (SS/NB)	4600880	BEADLE	Acid	ADJ	09/83	643		1.2

POPULATION SERVED FLUORIDATED DRINKING WATER BY SOURCE SYSTEM,
CONSECUTIVE SYSTEM, AND COUNTY WITHIN STATE (AS OF 12/31/92)

SOUTH DAKOTA

WATER SYSTEMS AND CONSECUTIVE SYSTEMS SERVED	EPA ID NO	COUNTY	CHEM USED	STATUS	FLUOR START DATE	POP SERVED	NATURAL SYSTEMS NAT LEVEL	OPT LEVEL
HITCHCOCK	4600161	BEADLE		CONS		134		
WOLSEY	4600375	BEADLE		CONS		437		
TOTAL POPULATION SERVED BY SOURCE WATER SYSTEM - - - - -						1214		
SALEM	4600288	MCCOOK	Acid	ADJ	03/71	1287		1.2
TOTAL POPULATION SERVED BY SOURCE WATER SYSTEM - - - - -						1287		
SANDERS WATER CO	4600271	PENNINGTON		NATL		453	2.1	
TOTAL POPULATION SERVED BY SOURCE WATER SYSTEM - - - - -						453		
SHARPS CORNER	4690473	SHANNON	NaF	ADJ		83		1.2
TOTAL POPULATION SERVED BY SOURCE WATER SYSTEM - - - - -						83		
SINAI	4600293	BROOKINGS		NATL		129	1.5	
TOTAL POPULATION SERVED BY SOURCE WATER SYSTEM - - - - -						129		
SIOUX FALLS	4600294	MINNEHAHA	NaSiF6	ADJ	10/70	101000		1.2
LINCOLN CO RWS	4600304	LINCOLN		CONS		2580		
TOTAL POPULATION SERVED BY SOURCE WATER SYSTEM - - - - -						103580		
SIOUX I	4600436	CODINGTON	Acid	ADJ	11/75	1525		1.2
TOTAL POPULATION SERVED BY SOURCE WATER SYSTEM - - - - -						1525		
SIOUX II	4600866	HAMLIN	Acid	ADJ	11/75	1515		1.2
BRYANT	4600076	HAMLIN		CONS		502		
HAZEL	4600509	HAMLIN		CONS		94		
TOTAL POPULATION SERVED BY SOURCE WATER SYSTEM - - - - -						2111		
SISSETON	4600310	ROBERTS	Acid	ADJ	04/72	2166		1.2
TOTAL POPULATION SERVED BY SOURCE WATER SYSTEM - - - - -						2166		
SOUTH CANYON ESTATES	4600627	PENNINGTON		NATL		180	1.3	
TOTAL POPULATION SERVED BY SOURCE WATER SYSTEM - - - - -						180		
SOUTH LINCOLN RWS	4600870	LINCOLN		NATL		4367	1.9	
ALCESTER	4600004	UNION		CONS		891		
CHANCELLOR	4600087	TURNER		CONS		257		
TOTAL POPULATION SERVED BY SOURCE WATER SYSTEM - - - - -						5515		

POPULATION SERVED FLUORIDATED DRINKING WATER BY SOURCE SYSTEM,
CONSECUTIVE SYSTEM, AND COUNTY WITHIN STATE (AS OF 12/31/92)

SOUTH DAKOTA

WATER SYSTEMS AND CONSECUTIVE SYSTEMS SERVED	EPA ID NO	COUNTY	CHEM USED	STATUS	FLUOR START DATE	POP SERVED	NATURAL SYSTEMS NAT LEVEL	OPT LEVEL
SPEARFISH	4600311	LAWRENCE	NaF	ADJ	11/70	6894		1.2
TOTAL POPULATION SERVED BY SOURCE WATER SYSTEM - - - - -						6894		
SPINK COLONY	4602059	SPINK		NATL		79	2.3	
TOTAL POPULATION SERVED BY SOURCE WATER SYSTEM - - - - -						79		
SPRING CREEK	4690490	TODD	NaF	ADJ		260		1.2
TOTAL POPULATION SERVED BY SOURCE WATER SYSTEM - - - - -						260		
SPRING CREEK COLONY	4602052	MCPHERSON		NATL		65	2.3	
TOTAL POPULATION SERVED BY SOURCE WATER SYSTEM - - - - -						65		
SPRING LAKE COLONY	4602076	KINGBURY		NATL		116	0.9	
TOTAL POPULATION SERVED BY SOURCE WATER SYSTEM - - - - -						116		
SPRING VALLEY COLONY	4602016	JERAULD		NATL		100	2.5	
TOTAL POPULATION SERVED BY SOURCE WATER SYSTEM - - - - -						100		
SPRINGFIELD	4600317	BON HOMME	NaF	ADJ	06/67	834		1.2
TOTAL POPULATION SERVED BY SOURCE WATER SYSTEM - - - - -						834		
ST FRANCIS	4600330	TODD	Acid	ADJ	01/83	770		1.2
TOTAL POPULATION SERVED BY SOURCE WATER SYSTEM - - - - -						770		
STATE TRAINING SCHOOL	5600056	AURORA		NATL		67	1.7	
TOTAL POPULATION SERVED BY SOURCE WATER SYSTEM - - - - -						67		
STURGIS	4600321	MEADE	Acid	ADJ	12/70	5174		1.2
TOTAL POPULATION SERVED BY SOURCE WATER SYSTEM - - - - -						5174		
SUNSET COLONY	4602025	MARSHALL		NATL		90	5.6	
TOTAL POPULATION SERVED BY SOURCE WATER SYSTEM - - - - -						90		
SWIFTBEAR	4690491	TODD	NaF	ADJ		140		1.2
TOTAL POPULATION SERVED BY SOURCE WATER SYSTEM - - - - -						140		
T-M RWS	4600999	TURNER	Acid	ADJ	01/86	3875		1.2

POPULATION SERVED FLUORIDATED DRINKING WATER BY SOURCE SYSTEM,
CONSECUTIVE SYSTEM, AND COUNTY WITHIN STATE (AS OF 12/31/92)

SOUTH DAKOTA

WATER SYSTEMS AND CONSECUTIVE SYSTEMS SERVED	EPA ID NO	COUNTY	CHEM USED	STATUS	FLUOR START DATE	POP SERVED	NATURAL SYSTEMS NAT LEVEL	OPT LEVEL
CANISTOTA	4600080	MCCOOK		CONS		624		
DAVIS	4600103	TURNER		CONS		100		
VIBORG	4600343	TURNER		CONS		750		
TOTAL POPULATION SERVED BY SOURCE WATER SYSTEM - - - - -						5349		
TEA	4600409	LINCOLN	Acid	ADJ	10/81	770		1.2
TOTAL POPULATION SERVED BY SOURCE WATER SYSTEM - - - - -						770		
THUNDERBIRD COLONY	4602049	FAULK		NATL		100	2.7	
TOTAL POPULATION SERVED BY SOURCE WATER SYSTEM - - - - -						100		
TIMBER LAKE	4600411	DEWEY	Acid	ADJ	06/76	516		1.2
TOTAL POPULATION SERVED BY SOURCE WATER SYSTEM - - - - -						516		
TRI-COUNTY RWS	4600112	DEWEY	Acid	ADJ	/80	5733		1.2
BEAR CREEK	4690444	ZIEBACH		CONS		121		
BLACKFOOT	4690450	DEWEY		CONS		50		
BRIDGER	4690448	DEWEY		CONS		133		
CHERRY CREEK	4690500	ZIEBACH		CONS		500		
DUPREE	4600110	ZIEBACH		CONS		548		
DUPREE HUD HOUSING	4690534	ZIEBACH		CONS		229		
EAGLE BUTTE	4600010	DEWEY		CONS		438		
FAITH	4600124	MEADE		CONS		576		
GREEN GRASS	4696111	DEWEY		CONS		119		
IRON LIGHTNING	4690443	ZIEBACH		CONS		54		
LA PLANT	4696141	DEWEY		CONS		107		
RED SCAFFOLD	4698721	ZIEBACH		CONS		287		
SWIFTBIRD	4690446	DEWEY		CONS		153		
THUNDERBUTTE	4690447	ZIEBACH		CONS		125		
WHITE HORSE	4690464	DEWEY		CONS		182		
TOTAL POPULATION SERVED BY SOURCE WATER SYSTEM - - - - -						9355		
TRIPP	4600334	HUTCHINSON		NATL		796	1.4	
TOTAL POPULATION SERVED BY SOURCE WATER SYSTEM - - - - -						796		
TRIPP CO RWS	4600520	TRIPP	Acid	ADJ	11/78	3630		1.2
COLOME	4600094	TRIPP		CONS		361		
DALLAS	4600102	GREGORY		CONS		199		
WITTEN	4600374	TRIPP		CONS		132		
WOOD	4600924	MELLETT		CONS		134		
TOTAL POPULATION SERVED BY SOURCE WATER SYSTEM - - - - -						4456		

POPULATION SERVED FLUORIDATED DRINKING WATER BY SOURCE SYSTEM,
CONSECUTIVE SYSTEM, AND COUNTY WITHIN STATE (AS OF 12/31/92)

SOUTH DAKOTA

WATER SYSTEMS AND CONSECUTIVE SYSTEMS SERVED	EPA ID NO	COUNTY	CHEM USED	STATUS	FLUOR START DATE	POP SERVED	NATURAL SYSTEMS NAT LEVEL	OPT LEVEL
TSCHETTER COLONY	4602019	HUTCHINSON		NATL		100	1.3	
TOTAL POPULATION SERVED BY SOURCE WATER SYSTEM - - - - -						100		
TULARE	4600335	SPINK		NATL		237	1.8	
TOTAL POPULATION SERVED BY SOURCE WATER SYSTEM - - - - -						237		
TWO STRIKE	4690514	TODD	NaF	ADJ		109		1.2
TOTAL POPULATION SERVED BY SOURCE WATER SYSTEM - - - - -						109		
TYNDALL	4600337	BON HOMME	Acid	ADJ	07/73	1201		1.2
TOTAL POPULATION SERVED BY SOURCE WATER SYSTEM - - - - -						1201		
UPLAND COLONY	4602077	SANBORN		NATL		131	0.8	
TOTAL POPULATION SERVED BY SOURCE WATER SYSTEM - - - - -						131		
VALLEY SPRINGS	4600340	MINNEHAHA	Acid	ADJ	10/73	739		1.2
TOTAL POPULATION SERVED BY SOURCE WATER SYSTEM - - - - -						739		
VERMILLION	4600342	CLAY	NaF	ADJ	10/51	9983		1.2
TOTAL POPULATION SERVED BY SOURCE WATER SYSTEM - - - - -						9983		
VIRGIL	4600344	BEADLE		NATL		37	1.6	
TOTAL POPULATION SERVED BY SOURCE WATER SYSTEM - - - - -						37		
VIVIAN WATER ASSOCIATION	4600345	LYMAN		NATL		80	1.9	
TOTAL POPULATION SERVED BY SOURCE WATER SYSTEM - - - - -						80		
VOLGA	4600346	BROOKINGS	Acid	ADJ	04/72	1263		1.2
TOTAL POPULATION SERVED BY SOURCE WATER SYSTEM - - - - -						1263		
WAKPALA	4690510	CORSON	Acid	ADJ	01/80	195		1.2
TOTAL POPULATION SERVED BY SOURCE WATER SYSTEM - - - - -						195		
WAKPAMI	4690484	SHANNON	NaF	ADJ	01/80	104		1.2
TOTAL POPULATION SERVED BY SOURCE WATER SYSTEM - - - - -						104		
WALL	4600417	PENNINGTON		NATL		761	2.2	
TOTAL POPULATION SERVED BY SOURCE WATER SYSTEM - - - - -						761		

POPULATION SERVED FLUORIDATED DRINKING WATER BY SOURCE SYSTEM,
CONSECUTIVE SYSTEM, AND COUNTY WITHIN STATE (AS OF 12/31/92)

SOUTH DAKOTA

WATER SYSTEMS AND CONSECUTIVE SYSTEMS SERVED	EPA ID NO	COUNTY	CHEM USED	STATUS	FLUOR START DATE	POP SERVED	NATURAL SYSTEMS NAT LEVEL	OPT LEVEL
WANBLEE	4690471	SHANNON	NaF	ADJ		416		1.2
TOTAL POPULATION SERVED BY SOURCE WATER SYSTEM - - - - -						416		
WATERTOWN	4600356	CODINGTON	Acid	ADJ	09/53	17533		1.2
TOTAL POPULATION SERVED BY SOURCE WATER SYSTEM - - - - -						17533		
WAUBAY	4600357	DAY	Acid	ADJ	10/74	645		1.2
TOTAL POPULATION SERVED BY SOURCE WATER SYSTEM - - - - -						645		
WEB WATER DEVELOPMENT	4601089	WALWORTH	OTHER	ADJ	00/00	13000		1.2
ASHTON	4600029	SPINK		CONS		154		
BATH TRL COURT	4600425	BROWN		CONS		100		
BRENTFORD	4600065	SPINK		CONS		91		
BRISTOL	4600067	DAY		CONS		441		
CONDE	4600096	SPINK		CONS		259		
CRESBARD	4600099	FAULK		CONS		221		
DOLAND	4600108	SPINK		CONS		375		
FAULKTON	4600125	FAULK		CONS		953		
FREDERICK	4600133	BROWN		CONS		307		
GLENHAM	4600144	WALWORTH		CONS		174		
GRENVILLE	4600146	DAY		CONS		119		
GROTON	4600147	BROWN		CONS		1181		
HOSMER	4600162	EDMUNDS		CONS		310		
IPSWICH	4600397	EDMUNDS		CONS		1152		
JOBEE ACRES-ABERDEEN	4600019	BROWN		CONS		42		
LEOLA	4600194	MCPHERSON		CONS		644		
MELLETTTE	4600204	SPINK		CONS		191		
MINA LAKE	4600501	EDMUNDS		CONS		400		
NORTHVILLE	4600227	SPINK		CONS		139		
ONAKA	4600232	FAULK		CONS		62		
PLEASANT VAL ESTS-ABERDEEN	4600404	BROWN		CONS		50		
POLLOCK	4600247	CAMPBELL		CONS		355		
REDFIELD	4600277	SPINK		CONS		3006		
RICHMOND HTS-ABERDEEN	4600504	BROWN		CONS		40		
ROLLING MEADOWS-ABERDEEN	4600620	BROWN		CONS		50		
ROSLYN	4600284	DAY		CONS		261		
SELBY	4600291	WALWORTH		CONS		890		
STATE HOSPITAL-REDFIELD	4600503	SPINK		CONS		700		
STRATFORD	4600408	BROWN		CONS		82		
WARNER SAN DIST	4600418	BROWN		CONS		315		
WEBSTER	4600360	DAY		CONS		2414		
TOTAL POPULATION SERVED BY SOURCE WATER SYSTEM - - - - -						28478		

POPULATION SERVED FLUORIDATED DRINKING WATER BY SOURCE SYSTEM,
CONSECUTIVE SYSTEM, AND COUNTY WITHIN STATE (AS OF 12/31/92)

SOUTH DAKOTA

WATER SYSTEMS AND CONSECUTIVE SYSTEMS SERVED	EPA ID NO	COUNTY	CHEM USED	STATUS	FLUOR START DATE	POP SERVED	NATURAL SYSTEMS NAT LEVEL	OPT LEVEL
WESSINGTON SPRINGS	4600362	JERAULD	Acid	ADJ	05/66	1083		1.2
TOTAL POPULATION SERVED BY SOURCE WATER SYSTEM - - - - -						1083		
WESTMILLER WATER ASSOC	4602098	MARSHALL		NATL		45	6.0	
TOTAL POPULATION SERVED BY SOURCE WATER SYSTEM - - - - -						45		
WHITE RIVER	4600367	MELLETTTE	Acid	ADJ	01/74	595		1.2
TOTAL POPULATION SERVED BY SOURCE WATER SYSTEM - - - - -						595		
WHITEWOOD	4600368	LAWRENCE	NaF	ADJ	09/74	886		1.2
TOTAL POPULATION SERVED BY SOURCE WATER SYSTEM - - - - -						886		
WILMOT	4600371	ROBERTS	NaF	ADJ	12/74	560		1.2
TOTAL POPULATION SERVED BY SOURCE WATER SYSTEM - - - - -						560		
WINNER	4600373	TRIPP	Acid	ADJ	07/70	3341		1.2
TOTAL POPULATION SERVED BY SOURCE WATER SYSTEM - - - - -						3341		
WOLF CREEK	4690483	SHANNON	NaF	ADJ		52		1.2
TOTAL POPULATION SERVED BY SOURCE WATER SYSTEM - - - - -						52		
WOLF CREEK SCHOOL	0000003	SHANNON	NaF	ADJ	01/80	370		1.2
TOTAL POPULATION SERVED BY SOURCE WATER SYSTEM - - - - -						370		
WONDERLAND HOMES WS	4600421	MEADE	NaF	ADJ	01/83	500		1.2
TOTAL POPULATION SERVED BY SOURCE WATER SYSTEM - - - - -						500		
WOONSOCKET	4600376	SANBORN	Acid	ADJ	05/72	770		1.2
TOTAL POPULATION SERVED BY SOURCE WATER SYSTEM - - - - -						770		
WORTHING	4600377	LINCOLN		NATL		386	1.1	
TOTAL POPULATION SERVED BY SOURCE WATER SYSTEM - - - - -						386		
WOUNDED KNEE	4690478	SHANNON	NaF	ADJ		208		1.2
TOTAL POPULATION SERVED BY SOURCE WATER SYSTEM - - - - -						208		
YALE	4600378	BEADLE		NATL		136	2.0	
TOTAL POPULATION SERVED BY SOURCE WATER SYSTEM - - - - -						136		

POPULATION SERVED FLUORIDATED DRINKING WATER BY SOURCE SYSTEM,
CONSECUTIVE SYSTEM, AND COUNTY WITHIN STATE (AS OF 12/31/92)

SOUTH DAKOTA

WATER SYSTEMS AND CONSECUTIVE SYSTEMS SERVED	EPA ID NO	COUNTY	CHEM USED	STATUS	FLUOR START DATE	POP SERVED	NATURAL SYSTEMS NAT LEVEL	OPT LEVEL
YANKTON	4600423	YANKTON	NaSiF6	ADJ	11/70	12011		1.2
BON HOMME YANKTON I	4600616	YANKTON		CONS		3000		
COUNTRY ACRES	4600303	YANKTON		CONS		108		
IRENE	4600173	CLAY		CONS		523		
MISSION HILL	4600212	YANKTON		CONS		197		
UTICA	4600338	YANKTON		CONS		100		
VOLIN	4600347	YANKTON		CONS		156		
TOTAL POPULATION SERVED BY SOURCE WATER SYSTEM - - - - -						16095		
ZELL	4600424	FAULK		NATL		69	4.0	
TOTAL POPULATION SERVED BY SOURCE WATER SYSTEM - - - - -						69		

STATE SUMMARY DATA AS OF 12/31/92

TENNESSEE

SYSTEM SIZE CLASSIFICATION

	FLUORIDATED SYSTEMS		PUBLIC WATER SYSTEMS	
	NUMBER OF SYSTEMS	TOTAL POPULATION	NUMBER OF SYSTEMS	TOTAL POPULATION
=<1,000	44	26,979	175	67,000
1,001-5,000	163	401,779	219	537,000
5,001-10,000	73	522,916	79	579,000
10,001-50,000	66	1,417,948	66	1,438,000
50,001-100,000	4	268,300	5	315,000
>100,000	4	1,629,467	4	1,704,000
TOTAL	354	4,267,389	548	4,640,000

FLUORIDATED SYSTEM CLASSIFICATION

	NUMBER	POPULATION	PERCENTAGE (POP.)
ADJUSTED	218	3,843,986	90.1
CONSECUTIVE	136	423,403	9.9
NATURAL	0	0	0.0
TOTAL	354	4,267,389	

SCHOOLS, INDIAN AND MILITARY SYSTEMS

	ADJUSTED		NATURAL	
	NUMBER	POP.	NUMBER	POP.
TOTAL SCHOOLS	0	0	0	0
INDIAN SYSTEMS	0	0	0	0
INDIAN SCHOOLS	0	0	0	0
MILITARY SYSTEMS	3	61,119	0	0

CHEMICAL USAGE OF FLUORIDATING SYSTEMS

	NUMBER	POPULATION
SODIUM FLUORIDE	64	213,229
SODIUM SILICOFLUORIDE	210	2,331,175
HYDROFLUOSILICIC ACID	77	1,688,034

POPULATION SERVED FLUORIDATED DRINKING WATER BY SOURCE SYSTEM,
CONSECUTIVE SYSTEM, AND COUNTY WITHIN STATE (AS OF 12/31/92)

TENNESSEE

WATER SYSTEMS AND CONSECUTIVE SYSTEMS SERVED	EPA ID NO	COUNTY	CHEM USED	STATUS	FLUOR START DATE	POP SERVED	NATURAL SYSTEMS NAT LEVEL	OPT LEVEL
1ST UD OF HAWKINS CO. #1	0000109	HAWKINS	NaSiF6	ADJ	01/86	7007		1.0
NEW CANTON UD	0000761	HAWKINS		CONS		286		
TOTAL POPULATION SERVED BY SOURCE WATER SYSTEM - - - - -						7293		
1ST UD OF HAWKINS CO. 2	0000855	HAWKINS	NaF	ADJ	01/86	6578		1.0
TOTAL POPULATION SERVED BY SOURCE WATER SYSTEM - - - - -						6578		
2ND SOUTH CHEATHAM UD	0000645	CHEATHAM	Acid	ADJ	08/72	4584		1.0
TOTAL POPULATION SERVED BY SOURCE WATER SYSTEM - - - - -						4584		
ADAMSVILLE	0000002	MCAIRY	NaF	ADJ	12/80	5271		1.0
TOTAL POPULATION SERVED BY SOURCE WATER SYSTEM - - - - -						5271		
ALAMO	0000005	CROCKETT	NaF	ADJ	02/83	3174		1.0
TOTAL POPULATION SERVED BY SOURCE WATER SYSTEM - - - - -						3174		
ALCOA	0000007	BLOUNT	Acid	ADJ	05/64	20378		1.0
FRIENDSVILLE UD	0000249	BLOUNT		CONS		1883		
SOUTH BLOUNT UD	0000643	BLOUNT		CONS		16410		
TUCKALEECHEE UD	0000714	BLOUNT		CONS		4604		
TOTAL POPULATION SERVED BY SOURCE WATER SYSTEM - - - - -						43275		
ANDERSON CO U.B.	0000768	ANDERSON	Acid	ADJ	02/89	2970		1.0
TOTAL POPULATION SERVED BY SOURCE WATER SYSTEM - - - - -						2970		
ARLINGTON	0000019	SHELBY	Acid	ADJ	07/68	1182		1.0
TOTAL POPULATION SERVED BY SOURCE WATER SYSTEM - - - - -						1182		
ARNOLD VILLAGE WS	0000830	COFFEE	Acid	ADJ	00/00	119		1.0
TOTAL POPULATION SERVED BY SOURCE WATER SYSTEM - - - - -						119		
ARTHUR-SHAWNEE UTIL DIST	0000022	CLAIBORNE	Acid	ADJ	09/83	4324		1.0
TOTAL POPULATION SERVED BY SOURCE WATER SYSTEM - - - - -						4324		
ASHLAND CITY	0000023	CHEATHAM	Acid	ADJ	03/82	3689		1.0
TOTAL POPULATION SERVED BY SOURCE WATER SYSTEM - - - - -						3689		
ATHENS	0000024	MCMINN	Acid	ADJ	09/65	14862		1.0
TOTAL POPULATION SERVED BY SOURCE WATER SYSTEM - - - - -						14862		

POPULATION SERVED FLUORIDATED DRINKING WATER BY SOURCE SYSTEM,
CONSECUTIVE SYSTEM, AND COUNTY WITHIN STATE (AS OF 12/31/92)

TENNESSEE

WATER SYSTEMS AND CONSECUTIVE SYSTEMS SERVED	EPA ID NO	COUNTY	CHEM USED	STATUS	FLUOR START DATE	POP SERVED	NATURAL SYSTEMS NAT LEVEL	OPT LEVEL
ATWOOD	0000035	CARROLL	Acid	ADJ	12/86	1149		1.0
TOTAL POPULATION SERVED BY SOURCE WATER SYSTEM - - - - -						1149		
BARTLETT	0000765	SHELBY	NaSiF6	ADJ	08/61	29929		1.0
TOTAL POPULATION SERVED BY SOURCE WATER SYSTEM - - - - -						29929		
BEDFORD CO UTIL DIST	0000577	BEDFORD	NaSiF6	ADJ	10/84	5656		1.0
TOTAL POPULATION SERVED BY SOURCE WATER SYSTEM - - - - -						5656		
BELLS	0000045	CROCKETT	NaF	ADJ	04/80	1599		1.0
TOTAL POPULATION SERVED BY SOURCE WATER SYSTEM - - - - -						1599		
BIG CREEK UD	0000122	GRUNDY	NaSiF6	ADJ	10/87	6149		1.0
GRIFFITH CREEK UD	0000278	MARION		CONS		1084		
TOTAL POPULATION SERVED BY SOURCE WATER SYSTEM - - - - -						7233		
BLOOMINGDALE	0000056	SULLIVAN	NaSiF6	ADJ	03/74	11550		1.0
TOTAL POPULATION SERVED BY SOURCE WATER SYSTEM - - - - -						11550		
BOLIVAR	0000063	HARDEMAN	NaSiF6	ADJ	03/66	7959		1.0
HORNSBY	0000312	HARDEMAN		CONS		1050		
SPRING CREEK UD	0000664	HARDEMAN		CONS		1713		
TOTAL POPULATION SERVED BY SOURCE WATER SYSTEM - - - - -						10722		
BON AQUA-LYLES UD	0000066	HICKMAN	NaF	ADJ	07/86	4630		1.0
TOTAL POPULATION SERVED BY SOURCE WATER SYSTEM - - - - -						4630		
BRADFORD	0000067	GIBSON	NaF	ADJ	06/81	1202		1.0
TOTAL POPULATION SERVED BY SOURCE WATER SYSTEM - - - - -						1202		
BRIGHTON	0000070	TIPTON	NaF	ADJ	07/81	1094		1.0
TOTAL POPULATION SERVED BY SOURCE WATER SYSTEM - - - - -						1094		
BRISTOL	0000073	SULLIVAN	Acid	ADJ	07/52	26125		1.0
BLOUNTVILLE	0000057	SULLIVAN		CONS		8250		
ELEVEN - W UD	0000059	SULLIVAN		CONS		1106		
HOLSTON UD	0000074	SULLIVAN		CONS		1829		

POPULATION SERVED FLUORIDATED DRINKING WATER BY SOURCE SYSTEM,
CONSECUTIVE SYSTEM, AND COUNTY WITHIN STATE (AS OF 12/31/92)

TENNESSEE

WATER SYSTEMS AND CONSECUTIVE SYSTEMS SERVED	EPA ID NO	COUNTY	CHEM USED	STATUS	FLUOR START DATE	POP SERVED	NATURAL SYSTEMS NAT LEVEL	OPT LEVEL
SOUTH BRISTOL-WEAVER PIKE UD	0000644	SULLIVAN		CONS		4551		
TOTAL POPULATION SERVED BY SOURCE WATER SYSTEM - - - - -						41861		
BROWNSVILLE	0000080	HAYWOOD	NaSiF6	ADJ	05/51	14005		1.0
TOTAL POPULATION SERVED BY SOURCE WATER SYSTEM - - - - -						14005		
BRUCETON	0000081	CARROLL	NaSiF6	ADJ	04/88	1750		1.0
TOTAL POPULATION SERVED BY SOURCE WATER SYSTEM - - - - -						1750		
BYRDSTOWN	0000088	PICKETT	NaF	ADJ	10/81	3646		1.0
CHANUTE-PALL MALL UD	0000875	FENTRESS		CONS		697		
TOTAL POPULATION SERVED BY SOURCE WATER SYSTEM - - - - -						4343		
CAMDEN	0000090	BENTON	NaSiF6	ADJ	08/65	8369		1.0
TOTAL POPULATION SERVED BY SOURCE WATER SYSTEM - - - - -						8369		
CARTHAGE	0000095	SMITH	NaSiF6	ADJ	08/77	2710		1.0
CORDELL HULL UD	0000096	SMITH		CONS		1300		
TWENTY FIVE UD	0000718	SMITH		CONS		1198		
TOTAL POPULATION SERVED BY SOURCE WATER SYSTEM - - - - -						5208		
CARYVILLE-JACKSBORO UD	0000322	CAMPBELL	NaF	ADJ	04/86	7035		1.0
TOTAL POPULATION SERVED BY SOURCE WATER SYSTEM - - - - -						7035		
CELINA	0000099	CLAY	NaSiF6	ADJ	08/73	3035		1.0
FREE HILL UD	0000100	CLAY		CONS		279		
TOTAL POPULATION SERVED BY SOURCE WATER SYSTEM - - - - -						3314		
CENTERVILLE	0000103	HICKMAN	NaSiF6	ADJ	03/82	6248		1.0
TOTAL POPULATION SERVED BY SOURCE WATER SYSTEM - - - - -						6248		
CHAPEL HILL	0000104	MARSHALL	NaF	ADJ	10/87	993		1.0
TOTAL POPULATION SERVED BY SOURCE WATER SYSTEM - - - - -						993		
CLAIBORNE CO UD	0000113	CLAIBORNE	Acid	ADJ	06/62	8811		1.0
TOTAL POPULATION SERVED BY SOURCE WATER SYSTEM - - - - -						8811		
CLARKSVILLE	0000116	MONTGOMERY	NaSiF6	ADJ	03/60	76254		1.0

POPULATION SERVED FLUORIDATED DRINKING WATER BY SOURCE SYSTEM,
CONSECUTIVE SYSTEM, AND COUNTY WITHIN STATE (AS OF 12/31/92)

TENNESSEE

WATER SYSTEMS AND CONSECUTIVE SYSTEMS SERVED	EPA ID NO	COUNTY	CHEM USED	STATUS	FLUOR START DATE	POP SERVED	NATURAL SYSTEMS NAT LEVEL	OPT LEVEL
CUMBERLAND HEIGHTS UD	0000166	MONTGOMERY		CONS		2638		
WOODLAWN UD	0000758	MONTGOMERY		CONS		4868		
TOTAL POPULATION SERVED BY SOURCE WATER SYSTEM - - - - -						83760		
CLEVELAND	0000117	BRADLEY	NaSiF6	ADJ	03/52	20792		1.0
PROSPECT MCDONALD UD	0000564	BRADLEY		CONS		8547		
TOTAL POPULATION SERVED BY SOURCE WATER SYSTEM - - - - -						29339		
CLIFTON	0000119	WAYNE	NaF	ADJ	07/66	981		1.0
TOTAL POPULATION SERVED BY SOURCE WATER SYSTEM - - - - -						981		
CLINTON	0000120	ANDERSON	Acid	ADJ	01/57	13581		1.0
ANDERSONVILLE UD	0000016	ANDERSON		CONS		2892		
TOTAL POPULATION SERVED BY SOURCE WATER SYSTEM - - - - -						16473		
COLLIERVILLE	0000126	SHELBY	NaF	ADJ	02/74	14575		1.0
PIPERTON	0000842	FAYETTE		CONS		694		
TOTAL POPULATION SERVED BY SOURCE WATER SYSTEM - - - - -						15269		
COLLINWOOD	0000127	WAYNE	NaF	ADJ	08/86	1803		1.0
TOTAL POPULATION SERVED BY SOURCE WATER SYSTEM - - - - -						1803		
COLUMBIA	0000128	MAURY	NaSiF6	ADJ	06/60	38920		1.0
MAURY CO WATER SYSTEM	0000770	MAURY		CONS		7464		
SPRING HILL WD	0000667	MAURY		CONS		1279		
TOTAL POPULATION SERVED BY SOURCE WATER SYSTEM - - - - -						47663		
CONSOLIDATED UTIL DIST	0000792	RUTHERFORD	NaSiF6	ADJ	06/83	41964		1.0
EAGLESVILLE	0000216	RUTHERFORD		CONS		626		
TOTAL POPULATION SERVED BY SOURCE WATER SYSTEM - - - - -						42590		
COOKEVILLE	0000133	PUTNAM	Acid	ADJ	12/52	26805		1.0
ALGOOD WS	0000009	PUTNAM		CONS		3917		
BANGHAM UD	0000038	PUTNAM		CONS		4108		
BAXTER WD	0000040	PUTNAM		CONS		3554		
SMITH UD #2	0000847	SMITH		CONS		138		
COOKEVILLE BOAT DOCK ROAD UD	0000134	PUTNAM		CONS		3524		
DOUBLE SPRINGS UD	0000192	PUTNAM		CONS		3114		
DRY VALLEY UD	0000202	PUTNAM		CONS		1537		
OLD GAINESBORO RD. UD	0000135	PUTNAM		CONS		3201		
TOTAL POPULATION SERVED BY SOURCE WATER SYSTEM - - - - -						49898		

POPULATION SERVED FLUORIDATED DRINKING WATER BY SOURCE SYSTEM,
CONSECUTIVE SYSTEM, AND COUNTY WITHIN STATE (AS OF 12/31/92)

TENNESSEE

WATER SYSTEMS AND CONSECUTIVE SYSTEMS SERVED	EPA ID NO	COUNTY	CHEM USED	STATUS	FLUOR START DATE	POP SERVED	NATURAL SYSTEMS NAT LEVEL	OPT LEVEL
COPPER BASIN UD	0000844	POLK	NaF	ADJ	07/84	1431		1.0
TOTAL POPULATION SERVED BY SOURCE WATER SYSTEM - - - - -						1431		
COVINGTON	0000144	TIPTON	NaSiF6	ADJ	01/57	9275		1.0
TOTAL POPULATION SERVED BY SOURCE WATER SYSTEM - - - - -						9275		
COWAN	0000146	FRANKLIN	NaSiF6	ADJ	01/53	2092		1.0
TOTAL POPULATION SERVED BY SOURCE WATER SYSTEM - - - - -						2092		
CROSSVILLE	0000150	CUMBERLAND	NaSiF6	ADJ	03/53	14400		1.0
CATOOSA UD	0000158	CUMBERLAND		CONS		3580		
CRAB ORCHARD UD	0000147	CUMBERLAND		CONS		8670		
GRANDVIEW UD	0000863	RHEA		CONS		1012		
LANTANA UD	1000000	CUMBERLAND		CONS		4738		
TOTAL POPULATION SERVED BY SOURCE WATER SYSTEM - - - - -						32400		
CUMBERLAND UD	0000531	ROANE	Acid	ADJ	03/89	8178		1.0
SUNBRIGHT UD	0000681	MORGAN		CONS		2511		
TOTAL POPULATION SERVED BY SOURCE WATER SYSTEM - - - - -						10689		
CUMBERLAND UTIL DIST	0000297	DAVIDSON	NaSiF6	ADJ	06/66	22320		1.0
TOTAL POPULATION SERVED BY SOURCE WATER SYSTEM - - - - -						22320		
CUNNINGHAM UD	0000167	MONTGOMERY	NaSiF6	ADJ	01/91	6199		1.0
TOTAL POPULATION SERVED BY SOURCE WATER SYSTEM - - - - -						6199		
DAISY-SODDY-FALLING WATER UD	0000169	HAMILTON	Acid	ADJ	03/86	8163		1.0
MOWBRAY MTN. UD	0000168	HAMILTON		CONS		1173		
TOTAL POPULATION SERVED BY SOURCE WATER SYSTEM - - - - -						9336		
DANDRIDGE	0000170	JEFFERSON	NaF	ADJ	10/75	2514		1.0
TOTAL POPULATION SERVED BY SOURCE WATER SYSTEM - - - - -						2514		
DAYTON	0000174	RHEA	NaSiF6	ADJ	09/73	9605		1.0
EVENSVILLE UD	0000235	RHEA		CONS		1639		
TOTAL POPULATION SERVED BY SOURCE WATER SYSTEM - - - - -						11244		

POPULATION SERVED FLUORIDATED DRINKING WATER BY SOURCE SYSTEM,
CONSECUTIVE SYSTEM, AND COUNTY WITHIN STATE (AS OF 12/31/92)

TENNESSEE

WATER SYSTEMS AND CONSECUTIVE SYSTEMS SERVED	EPA ID NO	COUNTY	CHEM USED	STATUS	FLUOR START DATE	POP SERVED	NATURAL SYSTEMS NAT LEVEL	OPT LEVEL
DECATUR	0000183	MEIGS	NaF	ADJ	09/67	1906		1.0
TOTAL POPULATION SERVED BY SOURCE WATER SYSTEM - - - - -						1906		
DECHERD	0000187	FRANKLIN	Acid	ADJ	01/58	3372		1.0
TOTAL POPULATION SERVED BY SOURCE WATER SYSTEM - - - - -						3372		
DICKSON	0000191	DICKSON	NaSiF6	ADJ	01/67	9690		1.0
SYLVIA-TENN CITY-POND UTILITY	0000691	DICKSON		CONS		2653		
WEST PINEY UD	0000739	DICKSON		CONS		855		
TOTAL POPULATION SERVED BY SOURCE WATER SYSTEM - - - - -						13198		
DIXIE LEE UD	0000397	LOUDON	Acid	ADJ	07/77	6930		1.0
MARTEL UD	0000434	LOUDON		CONS		1920		
TOTAL POPULATION SERVED BY SOURCE WATER SYSTEM - - - - -						8850		
DOVER	0000193	STEWART	NaSiF6	ADJ	11/79	2079		1.0
TOTAL POPULATION SERVED BY SOURCE WATER SYSTEM - - - - -						2079		
DOWELLTOWN-LIBERTY UD	0000403	DE KALB	NaF	ADJ	04/80	952		1.0
TOTAL POPULATION SERVED BY SOURCE WATER SYSTEM - - - - -						952		
DRESDEN	0000196	WEAKLEY	NaSiF6	ADJ	06/55	3377		1.0
TOTAL POPULATION SERVED BY SOURCE WATER SYSTEM - - - - -						3377		
DUNLAP	0000205	SEQUATCHIE	NaSiF6	ADJ	12/66	3968		1.0
TOTAL POPULATION SERVED BY SOURCE WATER SYSTEM - - - - -						3968		
DYER	0000209	GIBSON	NaSiF6	ADJ	09/79	2986		1.0
TOTAL POPULATION SERVED BY SOURCE WATER SYSTEM - - - - -						2986		
DYERSBURG	0000211	DYER	NaSiF6	ADJ	03/57	17300		1.0
EAST DYERSBURG UD	0000213	DYER		CONS		1134		
TOTAL POPULATION SERVED BY SOURCE WATER SYSTEM - - - - -						18434		
EAST MONTGOMERY UD	0000218	CHEATHAM	NaSiF6	ADJ	01/99	7472		1.0
TOTAL POPULATION SERVED BY SOURCE WATER SYSTEM - - - - -						7472		
EASTSIDE UD	0000219	HAMILTON	Acid	ADJ	01/91	28862		1.0
TOTAL POPULATION SERVED BY SOURCE WATER SYSTEM - - - - -						28862		

POPULATION SERVED FLUORIDATED DRINKING WATER BY SOURCE SYSTEM,
CONSECUTIVE SYSTEM, AND COUNTY WITHIN STATE (AS OF 12/31/92)

TENNESSEE

WATER SYSTEMS AND CONSECUTIVE SYSTEMS SERVED	EPA ID NO	COUNTY	CHEM USED	STATUS	FLUOR START DATE	POP SERVED	NATURAL SYSTEMS NAT LEVEL	OPT LEVEL
ELBRIDGE	0000220	OBION	NaF	ADJ	09/85	2824		1.0
HORNBEAK UD	0000311	OBRIAN		CONS		1255		
TOTAL POPULATION SERVED BY SOURCE WATER SYSTEM - - - - -						4079		
ELIZABETHTON	0000221	CARTER	NaF	ADJ	06/66	26248		1.0
NO. ELIZABETHTON WATER CO	0000223	CARTER		CONS		996		
SIAM UD	0000633	CARTER		CONS		2139		
TOTAL POPULATION SERVED BY SOURCE WATER SYSTEM - - - - -						29383		
ENGLEWOOD	0000224	MCMINN	NaSiF6	ADJ	07/81	2576		1.0
TOTAL POPULATION SERVED BY SOURCE WATER SYSTEM - - - - -						2576		
ERIN	0000230	HOUSTON	NaSiF6	ADJ	11/67	2481		1.0
CUMBERLAND CITY WS	0000162	STEWART		CONS		368		
TOTAL POPULATION SERVED BY SOURCE WATER SYSTEM - - - - -						2849		
ERIN SPRING SYSTEM	0000839	HOUSTON	NaF	ADJ	10/85	920		1.0
TOTAL POPULATION SERVED BY SOURCE WATER SYSTEM - - - - -						920		
ERWIN	0000231	UNICOI	NaSiF6	ADJ	03/61	10776		1.0
TEMPLE HILL UD	0000229	UNICOI		CONS		1110		
UNICOI UD	0000719	UNICOI		CONS		2946		
TOTAL POPULATION SERVED BY SOURCE WATER SYSTEM - - - - -						14832		
ESTILL SPRINGS	0000232	FRANKLIN	NaF	ADJ	10/77	3154		1.0
TOTAL POPULATION SERVED BY SOURCE WATER SYSTEM - - - - -						3154		
ETOWAH	0000233	MCMINN	NaSiF6	ADJ	06/66	8339		1.0
HIWASSEE COOP	0000049	POLK		CONS		738		
CHARLESTON-CALHOUN UD	0000106	MCMINN		CONS		1483		
NIOTA	0000510	MCMINN		CONS		1742		
RICEVILLE	0000576	MCMINN		CONS		787		
TOTAL POPULATION SERVED BY SOURCE WATER SYSTEM - - - - -						13089		
FAIRVIEW	0000236	WILLIAMSON	NaF	ADJ	06/88	4326		1.0
TOTAL POPULATION SERVED BY SOURCE WATER SYSTEM - - - - -						4326		
FAYETTEVILLE	0000242	LINCOLN	NaSiF6	ADJ	06/57	10302		1.0

POPULATION SERVED FLUORIDATED DRINKING WATER BY SOURCE SYSTEM,
CONSECUTIVE SYSTEM, AND COUNTY WITHIN STATE (AS OF 12/31/92)

TENNESSEE

WATER SYSTEMS AND CONSECUTIVE SYSTEMS SERVED	EPA ID NO	COUNTY	CHEM USED	STATUS	FLUOR START DATE	POP SERVED	NATURAL SYSTEMS NAT LEVEL	OPT LEVEL
MULBERRY UD	0000489	LINCOLN		CONS		550		
PETERSBURG WATER SYSTEM	0000544	MARSHALL		CONS		772		
TOTAL POPULATION SERVED BY SOURCE WATER SYSTEM - - - - -						11624		
FIRST UD-KNOX CO	0000369	KNOX	Acid	ADJ	00/00	41760		1.0
TOTAL POPULATION SERVED BY SOURCE WATER SYSTEM - - - - -						41760		
FORT CAMPBELL WD	0000820	MONTGOMERY	NaSiF6	ADJ		43000		1.0
TOTAL POPULATION SERVED BY SOURCE WATER SYSTEM - - - - -						43000		
FRANKLIN	0000246	WILLIAMSON	NaSiF6	ADJ	05/63	27743		1.0
TOTAL POPULATION SERVED BY SOURCE WATER SYSTEM - - - - -						27743		
GAINESBORO	0000251	JACKSON	NaSiF6	ADJ	12/74	1487		1.0
TOTAL POPULATION SERVED BY SOURCE WATER SYSTEM - - - - -						1487		
GALLATIN	0000253	SUMNER	NaSiF6	ADJ	12/57	21797		1.0
CASTALIAN SPRINGS-BETHPAGE UD	0000097	SUMNER		CONS		5030		
WESTMORELAND	0000738	SUMNER		CONS		2493		
TOTAL POPULATION SERVED BY SOURCE WATER SYSTEM - - - - -						29320		
GALLAWAY	0000254	FAYETTE	NaF	ADJ	10/83	750		1.0
TOTAL POPULATION SERVED BY SOURCE WATER SYSTEM - - - - -						750		
GATES	0000255	LAUDERDALE	NaF	ADJ	02/89	861		1.0
TOTAL POPULATION SERVED BY SOURCE WATER SYSTEM - - - - -						861		
GATLINBURG	0000256	SEVIER	NaSiF6	ADJ	08/81	7461		1.0
TOTAL POPULATION SERVED BY SOURCE WATER SYSTEM - - - - -						7461		
GERMANTOWN	0000262	SHELBY	NaSiF6	ADJ	04/52	27560		1.0
TOTAL POPULATION SERVED BY SOURCE WATER SYSTEM - - - - -						27560		
GLADEVILLE UD	0000264	WILSON	NaSiF6	ADJ	06/11	8836		1.0
TOTAL POPULATION SERVED BY SOURCE WATER SYSTEM - - - - -						8836		
GLEASON	0000265	WEAKLEY	NaF	ADJ	09/73	1446		1.0
TOTAL POPULATION SERVED BY SOURCE WATER SYSTEM - - - - -						1446		

POPULATION SERVED FLUORIDATED DRINKING WATER BY SOURCE SYSTEM,
CONSECUTIVE SYSTEM, AND COUNTY WITHIN STATE (AS OF 12/31/92)

TENNESSEE

WATER SYSTEMS AND CONSECUTIVE SYSTEMS SERVED	EPA ID NO	COUNTY	CHEM USED	STATUS	FLUOR START DATE	POP SERVED	NATURAL SYSTEMS NAT LEVEL	OPT LEVEL
GREENEVILLE	0000273	GREENE	NaSiF6	ADJ	03/58	23363		1.0
CHUCKEY UD	0000108	GREENE		CONS		5661		
CROSS ANCHOR UD	0000149	GREENE		CONS		4557		
GLEN HILLS UD	0000266	GREENE		CONS		7728		
MOSHEIM	0000478	GREENE		CONS		1449		
OLD KNOXVILLE HWY UD	0000530	GREENE		CONS		4488		
TOTAL POPULATION SERVED BY SOURCE WATER SYSTEM - - - - -						47246		
GREENFIELD	0000276	WEAKLEY	NaF	ADJ	01/77	2538		1.0
TOTAL POPULATION SERVED BY SOURCE WATER SYSTEM - - - - -						2538		
HALLS WS	0000279	LAUDERDALE	NaSiF6	ADJ	08/73	5528		1.0
TOTAL POPULATION SERVED BY SOURCE WATER SYSTEM - - - - -						5528		
HALLSDALE POWELL UTIL DIST	0000280	KNOX	Acid	ADJ	06/82	37459		1.0
TOTAL POPULATION SERVED BY SOURCE WATER SYSTEM - - - - -						37459		
HARPETH VALLEY UD	0000286	DAVIDSON	NaSiF6	ADJ	11/68	20885		1.0
BRENTWOOD WATER DEPT	0000069	WILLIAMSON		CONS		14593		
H.B. & T.S. UTILITY DISTRICT	0000699	WILLIAMSON		CONS		8633		
MALLORY WALLEY UTILITY DIST	0000428	WILLIAMSON		CONS		3753		
MILCROFTON UTILITY DISTRICT	0000247	WILLIAMSON		CONS		4620		
TOTAL POPULATION SERVED BY SOURCE WATER SYSTEM - - - - -						52484		
HARRIMAN UD	0000287	ROANE	NaSiF6	ADJ	02/60	8281		1.0
SWAN POND UD %JAMES RYANS	0000686	ROANE		CONS		521		
WOLFE BRANCH UD	0000755	MORGAN		CONS		2014		
TOTAL POPULATION SERVED BY SOURCE WATER SYSTEM - - - - -						10816		
HARTSVILLE	0000291	TROUSDALE	NaSiF6	ADJ	11/56	5632		1.0
TOTAL POPULATION SERVED BY SOURCE WATER SYSTEM - - - - -						5632		
HENDERSON	0000293	CHESTER	NaSiF6	ADJ	11/67	5499		1.0
PINSON UD	0000556	MADISON		CONS		1242		
TOTAL POPULATION SERVED BY SOURCE WATER SYSTEM - - - - -						6741		
HENDERSONVILLE UD	0000294	SUMNER	NaSiF6	ADJ	05/66	30797		1.0
TOTAL POPULATION SERVED BY SOURCE WATER SYSTEM - - - - -						30797		

POPULATION SERVED FLUORIDATED DRINKING WATER BY SOURCE SYSTEM,
CONSECUTIVE SYSTEM, AND COUNTY WITHIN STATE (AS OF 12/31/92)

TENNESSEE

WATER SYSTEMS AND CONSECUTIVE SYSTEMS SERVED	EPA ID NO	COUNTY	CHEM USED	STATUS	FLUOR START DATE	POP SERVED	NATURAL SYSTEMS NAT LEVEL	OPT LEVEL
HIXSON UD	0000303	HAMILTON	Acid	ADJ	03/59	48368		1.0
TOTAL POPULATION SERVED BY SOURCE WATER SYSTEM - - - - -						48368		
HOHENWALD	0000304	LEWIS	NaF	ADJ	07/66	5934		1.0
TOTAL POPULATION SERVED BY SOURCE WATER SYSTEM - - - - -						5934		
HUMBOLDT	0000314	GIBSON	NaSiF6	ADJ	06/63	11380		1.0
TOTAL POPULATION SERVED BY SOURCE WATER SYSTEM - - - - -						11380		
HUNTINGDON	0000316	CARROLL	NaSiF6	ADJ	04/75	5054		1.0
TOTAL POPULATION SERVED BY SOURCE WATER SYSTEM - - - - -						5054		
HUNTLAND	0000317	FRANKLIN	NaF	ADJ	06/81	1243		1.0
TOTAL POPULATION SERVED BY SOURCE WATER SYSTEM - - - - -						1243		
JACKSON	0000299	MADISON	Acid	ADJ	11/62	60966		1.0
BEECH BLUFF UTILITY	0000043	MADISON		CONS		3149		
TOTAL POPULATION SERVED BY SOURCE WATER SYSTEM - - - - -						64115		
JAMESTOWN	0000324	FENTRESS	Acid	ADJ	09/74	3168		1.0
ALLARDT WW	0000010	FENTRESS		CONS		1689		
FENTRESS COUNTY UD	0000244	FENTRESS		CONS		6072		
TOTAL POPULATION SERVED BY SOURCE WATER SYSTEM - - - - -						10929		
JASPER	0000325	MARION	NaSiF6	ADJ	03/67	7046		1.0
TOTAL POPULATION SERVED BY SOURCE WATER SYSTEM - - - - -						7046		
JEFFERSON CITY	0000328	JEFFERSON	NaSiF6	ADJ	12/66	7868		1.0
NEW MARKET UD	0000499	JEFFERSON		CONS		3088		
SHADY GROVE UD	0000626	JEFFERSON		CONS		5620		
TOTAL POPULATION SERVED BY SOURCE WATER SYSTEM - - - - -						16576		
JELICO	0000330	CAMPBELL	NaSiF6	ADJ	07/70	3548		1.0
TOTAL POPULATION SERVED BY SOURCE WATER SYSTEM - - - - -						3548		
JOHNSON CITY	0000331	WASHINGTON	Acid	ADJ	08/61	60025		1.0
TOTAL POPULATION SERVED BY SOURCE WATER SYSTEM - - - - -						60025		

POPULATION SERVED FLUORIDATED DRINKING WATER BY SOURCE SYSTEM,
CONSECUTIVE SYSTEM, AND COUNTY WITHIN STATE (AS OF 12/31/92)

TENNESSEE

WATER SYSTEMS AND CONSECUTIVE SYSTEMS SERVED	EPA ID NO	COUNTY	CHEM USED	STATUS	FLUOR START DATE	POP SERVED	NATURAL SYSTEMS NAT LEVEL	OPT LEVEL
JONESBORO	0000338	WASHINGTON	Acid	ADJ	04/86	14700		1.0
TOTAL POPULATION SERVED BY SOURCE WATER SYSTEM - - - - -						14700		
KENTON	0000347	OBION	NaF	ADJ	11/84	1647		1.0
TOTAL POPULATION SERVED BY SOURCE WATER SYSTEM - - - - -						1647		
KINGSPORT	0000349	SULLIVAN	NaSiF6	ADJ	06/55	71055		1.0
TOTAL POPULATION SERVED BY SOURCE WATER SYSTEM - - - - -						71055		
KINGSTON	0000360	ROANE	NaF	ADJ	11/83	6782		1.0
TOTAL POPULATION SERVED BY SOURCE WATER SYSTEM - - - - -						6782		
KNOX CHAPMAN WS	0000367	KNOX	NaSiF6	ADJ	04/82	17690		1.0
TOTAL POPULATION SERVED BY SOURCE WATER SYSTEM - - - - -						17690		
KNOXVILLE UTIL BD	0000366	KNOX	Acid	ADJ	01/74	167265		1.0
TOTAL POPULATION SERVED BY SOURCE WATER SYSTEM - - - - -						167265		
KNOXVILLE UTIL BD #3	0000892	KNOX	Acid	ADJ	06/92	3608		1.0
TOTAL POPULATION SERVED BY SOURCE WATER SYSTEM - - - - -						3608		
LA VERGNE WATER SYSTEM	0000386	RUTHERFORD	NaSiF6	ADJ	09/99	11000		1.0
TOTAL POPULATION SERVED BY SOURCE WATER SYSTEM - - - - -						11000		
LAFAYETTE WS	0000373	MACON	NaSiF6	ADJ	10/83	7220		1.0
TOTAL POPULATION SERVED BY SOURCE WATER SYSTEM - - - - -						7220		
LAFOLLETTE	0000374	CAMPBELL	Acid	ADJ	08/57	17280		1.0
TOTAL POPULATION SERVED BY SOURCE WATER SYSTEM - - - - -						17280		
LAUDERDALE CTY-WIDE WS	0000581	LAUDERDALE	NaSiF6	ADJ	09/73	9372		1.0
TOTAL POPULATION SERVED BY SOURCE WATER SYSTEM - - - - -						9372		
LAWRENCEBURG	0000392	LAWRENCE	NaSiF6	ADJ	02/53	13395		1.0
ETHRIDGE UD	0000677	LAWRENCE		CONS		1391		
FALL RIVER RD UD	0000239	LAWRENCE		CONS		1274		
NEW PROSPECT UTILITY DISTRICT	0000391	LAWRENCE		CONS		1310		
NORTHEAST LAWRENCE UD	0000389	LAWRENCE		CONS		821		
TOTAL POPULATION SERVED BY SOURCE WATER SYSTEM - - - - -						18191		

POPULATION SERVED FLUORIDATED DRINKING WATER BY SOURCE SYSTEM,
CONSECUTIVE SYSTEM, AND COUNTY WITHIN STATE (AS OF 12/31/92)

TENNESSEE

WATER SYSTEMS AND CONSECUTIVE SYSTEMS SERVED	EPA ID NO	COUNTY	CHEM USED	STATUS	FLUOR START DATE	POP SERVED	NATURAL SYSTEMS NAT LEVEL	OPT LEVEL
LEBANON	0000393	WILSON	NaSiF6	ADJ	03/56	19946		1.0
LAGUARDO UD	0000394	WILSON		CONS		3633		
WILSON CO WATER & WASTEWATER	0000790	WILSON		CONS		6174		
TOTAL POPULATION SERVED BY SOURCE WATER SYSTEM - - - - -						29753		
LENOIR CITY	0000396	LOUDON	NaSiF6	ADJ	06/77	7717		1.0
TOTAL POPULATION SERVED BY SOURCE WATER SYSTEM - - - - -						7717		
LEOMA	0000399	LAWRENCE	NaF	ADJ	05/86	1258		1.0
TOTAL POPULATION SERVED BY SOURCE WATER SYSTEM - - - - -						1258		
LEWISBURG	0000400	MARSHALL	NaSiF6	ADJ	07/54	12174		1.0
CORNERVILLE WD	0000139	MARSHALL		CONS		982		
MARSHALL CO BD P.U. #1	0000105	MARSHALL		CONS		2325		
MARSHALL CO BD P.U. #2	0000857	MARSHALL		CONS		310		
MARSHALL CO BD P.U. #3	0000858	MARSHALL		CONS		463		
TOTAL POPULATION SERVED BY SOURCE WATER SYSTEM - - - - -						16254		
LEXINGTON	0000402	HENDERSON	NaSiF6	ADJ	01/69	15179		1.0
TOTAL POPULATION SERVED BY SOURCE WATER SYSTEM - - - - -						15179		
LINCOLN CO BD PUB UTIL	0000764	LINCOLN	NaF	ADJ	04/79	10357		1.0
TOTAL POPULATION SERVED BY SOURCE WATER SYSTEM - - - - -						10357		
LINDEN	0000404	PERRY	NaSiF6	ADJ	10/55	2461		1.0
TOTAL POPULATION SERVED BY SOURCE WATER SYSTEM - - - - -						2461		
LIVINGSTON	0000405	OVERTON	NaSiF6	ADJ	09/63	9975		1.0
NORTH OVERTON UD	0000013	OVERTON		CONS		2157		
WEST OVERTON UD	0000578	OVERTON		CONS		3152		
TOTAL POPULATION SERVED BY SOURCE WATER SYSTEM - - - - -						15284		
LOBELVILLE	0000406	PERRY	NaF	ADJ	05/74	1216		1.0
TOTAL POPULATION SERVED BY SOURCE WATER SYSTEM - - - - -						1216		
LORETTO	0000408	LAWRENCE	NaF	ADJ	05/68	2350		1.0
TOTAL POPULATION SERVED BY SOURCE WATER SYSTEM - - - - -						2350		

POPULATION SERVED FLUORIDATED DRINKING WATER BY SOURCE SYSTEM,
CONSECUTIVE SYSTEM, AND COUNTY WITHIN STATE (AS OF 12/31/92)

TENNESSEE

WATER SYSTEMS AND CONSECUTIVE SYSTEMS SERVED	EPA ID NO	COUNTY	CHEM USED	STATUS	FLUOR START DATE	POP SERVED	NATURAL SYSTEMS NAT LEVEL	OPT LEVEL
LOUDON	0000409	LOUDON	NaSiF6	ADJ	05/77	6416		1.0
TOTAL POPULATION SERVED BY SOURCE WATER SYSTEM - - - - -						6416		
LYNCHBURG	0000416	MOORE	NaF	ADJ	09/67	1286		1.0
TOTAL POPULATION SERVED BY SOURCE WATER SYSTEM - - - - -						1286		
MADISON SUB UD	0000424	DAVIDSON	NaSiF6	ADJ	11/67	38700		1.0
TOTAL POPULATION SERVED BY SOURCE WATER SYSTEM - - - - -						38700		
MARTIN	0000435	WEAKLEY	NaSiF6	ADJ	06/67	11702		1.0
TOTAL POPULATION SERVED BY SOURCE WATER SYSTEM - - - - -						11702		
MARYVILLE	0000438	BLOUNT	NaSiF6	ADJ	11/58	27902		1.0
TOTAL POPULATION SERVED BY SOURCE WATER SYSTEM - - - - -						27902		
MASON	0000440	TIPTON	NaF	ADJ	07/78	1665		1.0
TOTAL POPULATION SERVED BY SOURCE WATER SYSTEM - - - - -						1665		
MAURY CITY	0000441	CROCKETT	NaF	ADJ	02/82	1055		1.0
TOTAL POPULATION SERVED BY SOURCE WATER SYSTEM - - - - -						1055		
MCEWEN	0000420	HUMPHREYS	NaF	ADJ	02/87	1945		1.0
TOTAL POPULATION SERVED BY SOURCE WATER SYSTEM - - - - -						1945		
MCKENZIE	0000421	CARROLL	NaSiF6	ADJ	02/72	5487		1.0
TOTAL POPULATION SERVED BY SOURCE WATER SYSTEM - - - - -						5487		
MCMINNVILLE	0000423	WARREN	NaSiF6	ADJ	06/62	14613		1.0
TOTAL POPULATION SERVED BY SOURCE WATER SYSTEM - - - - -						14613		
MEDINA	0000445	GIBSON	NaF	ADJ	11/76	1130		1.0
TOTAL POPULATION SERVED BY SOURCE WATER SYSTEM - - - - -						1130		
MEMPHIS	0000450	SHELBY	Acid	ADJ	02/70	622735		1.0
SHELBY CO BD P.U.	0000773	SHELBY		CONS		42150		
TOTAL POPULATION SERVED BY SOURCE WATER SYSTEM - - - - -						664885		

POPULATION SERVED FLUORIDATED DRINKING WATER BY SOURCE SYSTEM,
CONSECUTIVE SYSTEM, AND COUNTY WITHIN STATE (AS OF 12/31/92)

TENNESSEE

WATER SYSTEMS AND CONSECUTIVE SYSTEMS SERVED	EPA ID NO	COUNTY	CHEM USED	STATUS	FLUOR START DATE	POP SERVED	NATURAL SYSTEMS NAT LEVEL	OPT LEVEL
MEMPHIS NAS	0000468	SHELBY	Acid	ADJ	00/00	18000		1.0
TOTAL POPULATION SERVED BY SOURCE WATER SYSTEM - - - - -						18000		
METRO NASHVILLE WD	0000494	DAVIDSON	NaSiF6	ADJ	12/53	690000		1.0
TOTAL POPULATION SERVED BY SOURCE WATER SYSTEM - - - - -						690000		
MILAN	0000458	GIBSON	NaSiF6	ADJ	03/51	10644		1.0
TOTAL POPULATION SERVED BY SOURCE WATER SYSTEM - - - - -						10644		
MILLINGTON	0000463	SHELBY	NaSiF6	ADJ	01/57	7155		1.0
TOTAL POPULATION SERVED BY SOURCE WATER SYSTEM - - - - -						7155		
MONTEAGLE PUD	0000470	GRUNDY	NaSiF6	ADJ	10/80	2108		1.0
TOTAL POPULATION SERVED BY SOURCE WATER SYSTEM - - - - -						2108		
MONTEREY	0000471	PUTNAM	NaSiF6	ADJ	04/78	3479		1.0
EAST FORK UD	0000853	OVERTON		CONS		1539		
STANDING STONE UD	0000862	PUTNAM		CONS		400		
TOTAL POPULATION SERVED BY SOURCE WATER SYSTEM - - - - -						5418		
MORRISTOWN	0000474	HAMBLÉN	Acid	ADJ	01/76	27689		1.0
BEAN STATION	0000041	GRAINGER		CONS		3337		
BULL'S GAP UD	0000082	HAWKINS		CONS		1075		
RUSSELLVILLE-WHITESBURG UD	0000598	HAMBLÉN		CONS		9830		
RUTLEDGE	0000600	GRAINGER		CONS		1156		
SOUTH MORRISTOWN-WITT UD	0000650	HAMBLÉN		CONS		2084		
TOTAL POPULATION SERVED BY SOURCE WATER SYSTEM - - - - -						45171		
MOUNT PLEASANT	0000488	MAURY	NaSiF6	ADJ	12/62	5905		1.0
TOTAL POPULATION SERVED BY SOURCE WATER SYSTEM - - - - -						5905		
MUNFORD	0000490	TIPTON	NaF	ADJ	10/82	4320		1.0
ATAKA	0000033	TIPTON		CONS		1341		
TOTAL POPULATION SERVED BY SOURCE WATER SYSTEM - - - - -						5661		
MURFREESBORO	0000491	RUTHERFORD	NaSiF6	ADJ	05/54	44922		1.0
TOTAL POPULATION SERVED BY SOURCE WATER SYSTEM - - - - -						44922		
NEW JOHNSONVILLE	0000497	HUMPHREYS	NaSiF6	ADJ	07/66	1587		1.0
TOTAL POPULATION SERVED BY SOURCE WATER SYSTEM - - - - -						1587		

POPULATION SERVED FLUORIDATED DRINKING WATER BY SOURCE SYSTEM,
CONSECUTIVE SYSTEM, AND COUNTY WITHIN STATE (AS OF 12/31/92)

TENNESSEE

WATER SYSTEMS AND CONSECUTIVE SYSTEMS SERVED	EPA ID NO	COUNTY	CHEM USED	STATUS	FLUOR START DATE	POP SERVED	NATURAL SYSTEMS NAT LEVEL	OPT LEVEL
NEWBERN	0000496	DYER	NaSiF6	ADJ	06/86	7030		1.0
TOTAL POPULATION SERVED BY SOURCE WATER SYSTEM - - - - -						7030		
NEWPORT	0000500	COCKE	NaSiF6	ADJ	01/65	16346		1.0
WEBB CREEK UD	0000261	SEVIER		CONS		844		
TOTAL POPULATION SERVED BY SOURCE WATER SYSTEM - - - - -						17190		
NOLENVILLE UD	0000511	WILLIAMSON	NaF	ADJ	06/80	5393		1.0
TOTAL POPULATION SERVED BY SOURCE WATER SYSTEM - - - - -						5393		
NORRIS	0000573	ANDERSON	Acid	ADJ	07/69	1957		1.0
TOTAL POPULATION SERVED BY SOURCE WATER SYSTEM - - - - -						1957		
NORTH STEWART UD	0000195	STEWART	NaF	ADJ	06/99	3087		1.0
TOTAL POPULATION SERVED BY SOURCE WATER SYSTEM - - - - -						3087		
NORTHEAST KNOX UD	0000515	KNOX	Acid	ADJ	08/80	11482		1.0
TOTAL POPULATION SERVED BY SOURCE WATER SYSTEM - - - - -						11482		
OAK RIDGE	0000522	ANDERSON	NaSiF6	ADJ	06/53	29700		1.0
TOTAL POPULATION SERVED BY SOURCE WATER SYSTEM - - - - -						29700		
OLD HICKORY UD	0000527	DAVIDSON	NaSiF6	ADJ	08/64	3422		1.0
LAKEWOOD WATER DEPT	0000528	DAVIDSON		CONS		2009		
RAYON CITY WATER CO	0000529	DAVIDSON		CONS		1290		
TOTAL POPULATION SERVED BY SOURCE WATER SYSTEM - - - - -						6721		
OLIVER SPRINGS	0000523	ROANE	Acid	ADJ	01/86	5392		1.0
TOTAL POPULATION SERVED BY SOURCE WATER SYSTEM - - - - -						5392		
ONEIDA	0000532	SCOTT	Acid	ADJ	02/83	7373		1.0
TOTAL POPULATION SERVED BY SOURCE WATER SYSTEM - - - - -						7373		
PARIS	0000536	HENRY	NaSiF6	ADJ	10/52	11495		1.0
N.W. HENRY CO UD	0000838	HENRY		CONS		1235		
SOUTH PARIS WATER CO OP	0000537	HENRY		CONS		1380		
TOTAL POPULATION SERVED BY SOURCE WATER SYSTEM - - - - -						14110		

POPULATION SERVED FLUORIDATED DRINKING WATER BY SOURCE SYSTEM,
CONSECUTIVE SYSTEM, AND COUNTY WITHIN STATE (AS OF 12/31/92)

TENNESSEE

WATER SYSTEMS AND CONSECUTIVE SYSTEMS SERVED	EPA ID NO	COUNTY	CHEM USED	STATUS	FLUOR START DATE	POP SERVED	NATURAL SYSTEMS NAT LEVEL	OPT LEVEL
PARSONS	0000541	DECATUR	NaSiF6	ADJ	04/65	3511		1.0
NORTH UD - DECATUR CO	0000883	DECATUR		CONS		755		
PERRYVILLE UD	0000543	DECATUR		CONS		1452		
TOTAL POPULATION SERVED BY SOURCE WATER SYSTEM - - - - -						5718		
PIGEON FORGE	0000548	SEVIER	NaSiF6	ADJ	08/65	5206		1.0
TOTAL POPULATION SERVED BY SOURCE WATER SYSTEM - - - - -						5206		
PIKEVILLE	0000551	BLED SOE	Acid	ADJ	05/87	2730		1.0
TOTAL POPULATION SERVED BY SOURCE WATER SYSTEM - - - - -						2730		
PORTLAND	0000559	SUMNER	NaSiF6	ADJ	08/65	8867		1.0
TOTAL POPULATION SERVED BY SOURCE WATER SYSTEM - - - - -						8867		
PULASKI	0000562	GILES	NaSiF6	ADJ	11/68	9180		1.0
FAIRVIEW UD	0000563	GILES		CONS		941		
LYNNVILLE WATER DEPT	0000419	GILES		CONS		588		
MINOR HILL UTILITY CORPORATION	0000469	GILES		CONS		2907		
TARPLEY SHOP UD	0000566	GILES		CONS		1820		
TOTAL POPULATION SERVED BY SOURCE WATER SYSTEM - - - - -						15436		
PURYEAR	0000568	HENRY	NaF	ADJ	12/82	847		1.0
TOTAL POPULATION SERVED BY SOURCE WATER SYSTEM - - - - -						847		
REELFOOT UD	0000575	LAKE	Acid	ADJ	10/91	710		1.0
TOTAL POPULATION SERVED BY SOURCE WATER SYSTEM - - - - -						710		
RIDGELY	0000579	LAKE	NaSiF6	ADJ	04/62	2300		1.0
TOTAL POPULATION SERVED BY SOURCE WATER SYSTEM - - - - -						2300		
RIPLEY	0000580	LAUDERDALE	NaSiF6	ADJ	09/56	8366		1.0
TOTAL POPULATION SERVED BY SOURCE WATER SYSTEM - - - - -						8366		
ROCKWOOD	0000590	ROANE	Acid	ADJ	09/59	7387		1.0
MIDTOWN UTILITY DISTRICT	0000457	ROANE		CONS		3188		
TOTAL POPULATION SERVED BY SOURCE WATER SYSTEM - - - - -						10575		

POPULATION SERVED FLUORIDATED DRINKING WATER BY SOURCE SYSTEM,
CONSECUTIVE SYSTEM, AND COUNTY WITHIN STATE (AS OF 12/31/92)

TENNESSEE

WATER SYSTEMS AND CONSECUTIVE SYSTEMS SERVED	EPA ID NO	COUNTY	CHEM USED	STATUS	FLUOR START DATE	POP SERVED	NATURAL SYSTEMS NAT LEVEL	OPT LEVEL
ROGERSVILLE	0000593	HAWKINS	NaSiF6	ADJ	01/66	6578		1.0
LAKEVIEW UD	0000596	HAWKINS		CONS		1501		
PERSIA UD	0000594	HAWKINS		CONS		2408		
STRIGGERSVILL UD	0000673	HAWKINS		CONS		643		
TOTAL POPULATION SERVED BY SOURCE WATER SYSTEM - - - - -						11130		
SALE CREEK UD	0000605	HAMILTON	Acid	ADJ	05/87	1143		1.0
TOTAL POPULATION SERVED BY SOURCE WATER SYSTEM - - - - -						1143		
SAVANNAH	0000611	HARDIN	NaSiF6	ADJ	12/69	13885		1.0
TOTAL POPULATION SERVED BY SOURCE WATER SYSTEM - - - - -						13885		
SAVANNAH VALLEY UD	0000613	HAMILTON	NaF	ADJ	09/87	8401		1.0
TOTAL POPULATION SERVED BY SOURCE WATER SYSTEM - - - - -						8401		
SELMER	0000615	MCNAIRY	NaF	ADJ	11/73	13754		1.0
EASTVIEW UD	0000570	MCNAIRY		CONS		1502		
TOTAL POPULATION SERVED BY SOURCE WATER SYSTEM - - - - -						15256		
SEVIERVILLE	0000617	SEVIER	NaSiF6	ADJ	08/65	10449		1.0
TOTAL POPULATION SERVED BY SOURCE WATER SYSTEM - - - - -						10449		
SEWANEE UD	0000623	FRANKLIN	NaSiF6	ADJ	07/59	4492		1.0
TOTAL POPULATION SERVED BY SOURCE WATER SYSTEM - - - - -						4492		
SHARON	0000627	WEAKLEY	NaF	ADJ	02/67	1365		1.0
TOTAL POPULATION SERVED BY SOURCE WATER SYSTEM - - - - -						1365		
SHELBYVILLE	0000628	BEDFORD	NaSiF6	ADJ	02/55	17330		1.0
FLAT CREEK COOP	0000629	BEDFORD		CONS		1094		
TOTAL POPULATION SERVED BY SOURCE WATER SYSTEM - - - - -						18424		
SMITH UD #1	0000636	SMITH	NaSiF6	ADJ	09/73	4253		1.0
ALEXANDRIA WS	0000008	DE KALB		CONS		1610		
TOTAL POPULATION SERVED BY SOURCE WATER SYSTEM - - - - -						5863		
SMITHVILLE	0000637	DE KALB	NaSiF6	ADJ	01/69	4986		1.0
DEKALB UD #1	0000188	DE KALB		CONS		4450		
DEKALB UD #2	0000833	DE KALB		CONS		1420		

POPULATION SERVED FLUORIDATED DRINKING WATER BY SOURCE SYSTEM,
CONSECUTIVE SYSTEM, AND COUNTY WITHIN STATE (AS OF 12/31/92)

TENNESSEE

WATER SYSTEMS AND CONSECUTIVE SYSTEMS SERVED	EPA ID NO	COUNTY	CHEM USED	STATUS	FLUOR START DATE	POP SERVED	NATURAL SYSTEMS NAT LEVEL	OPT LEVEL
DEKALB UD #3	0000834	DE KALB		CONS		598		
DEKALB UD #4	0000835	DE KALB		CONS		295		
TOTAL POPULATION SERVED BY SOURCE WATER SYSTEM - - - - -						11749		
SMYRNA	0000639	RUTHERFORD	NaSiF6	ADJ	03/64	14295		1.0
TOTAL POPULATION SERVED BY SOURCE WATER SYSTEM - - - - -						14295		
SOMERVILLE	0000641	FAYETTE	Acid	ADJ	00/00	4198		1.0
WILLISTON WATER SYSTEM	0000753	FAYETTE		CONS		687		
TOTAL POPULATION SERVED BY SOURCE WATER SYSTEM - - - - -						4885		
SOUTH FULTON	0000648	OBION	NaSiF6	ADJ	01/67	4307		1.0
TOTAL POPULATION SERVED BY SOURCE WATER SYSTEM - - - - -						4307		
SOUTH PITTSBURG	0000651	MARION	NaSiF6	ADJ	04/60	5403		1.0
TOTAL POPULATION SERVED BY SOURCE WATER SYSTEM - - - - -						5403		
SPARTA	0000652	WHITE	NaSiF6	ADJ	01/58	8259		1.0
DEWHITE UD	0000190	WHITE		CONS		3492		
OCONNOR UD	0000526	WHITE		CONS		4826		
QUBECK WALLING UD #1	0000569	WHITE		CONS		2274		
QUBECK WALLING UD #2	0000852	WHITE		CONS		328		
TOTAL POPULATION SERVED BY SOURCE WATER SYSTEM - - - - -						19179		
SPENCER	0000655	VAN BUREN	NaF	ADJ	09/74	3556		1.0
TOTAL POPULATION SERVED BY SOURCE WATER SYSTEM - - - - -						3556		
SPRING CITY	0000656	RHEA	NaF	ADJ	08/89	2750		1.0
TOTAL POPULATION SERVED BY SOURCE WATER SYSTEM - - - - -						2750		
SPRINGFIELD	0000666	ROBERTSON	NaSiF6	ADJ	07/54	21606		1.0
GREENBRIER WATER SYSTEM	0000271	ROBERTSON		CONS		3080		
TOTAL POPULATION SERVED BY SOURCE WATER SYSTEM - - - - -						24686		
ST JOSEPH WS	0000604	LAWRENCE	NaF	ADJ	06/77	1179		1.0
TOTAL POPULATION SERVED BY SOURCE WATER SYSTEM - - - - -						1179		
SUMMERTOWN UD	0000676	LAWRENCE	NaF	ADJ	12/80	1496		1.0
TOTAL POPULATION SERVED BY SOURCE WATER SYSTEM - - - - -						1496		

POPULATION SERVED FLUORIDATED DRINKING WATER BY SOURCE SYSTEM,
CONSECUTIVE SYSTEM, AND COUNTY WITHIN STATE (AS OF 12/31/92)

TENNESSEE

WATER SYSTEMS AND CONSECUTIVE SYSTEMS SERVED	EPA ID NO	COUNTY	CHEM USED	STATUS	FLUOR START DATE	POP SERVED	NATURAL SYSTEMS NAT LEVEL	OPT LEVEL
SWEETWATER	0000687	MONROE	NaSiF6	ADJ	04/70	8210		1.0
TOTAL POPULATION SERVED BY SOURCE WATER SYSTEM - - - - -						8210		
Taft Youth Center	0000553	BLEDSoE	NaSiF6	ADJ	/67	1000		1.0
FALL CREEK FALLS UD	0000552	VAN BUREN		CONS		1791		
TOTAL POPULATION SERVED BY SOURCE WATER SYSTEM - - - - -						2791		
TELLICO AREA SERVICES SYSTEM	0000726	MONROE	NaSiF6	ADJ	11/82	2015		1.0
MADISONVILLE WATER DEPT	0000425	MONROE		CONS		6437		
TELLICO VILLAGE	0000871	LOUDEN		CONS		1100		
TOTAL POPULATION SERVED BY SOURCE WATER SYSTEM - - - - -						9552		
TELLICO PLAINS	0000693	MONROE	NaF	ADJ	12/83	3543		1.0
TOTAL POPULATION SERVED BY SOURCE WATER SYSTEM - - - - -						3543		
TENNESSEE AMERICAN WC	0000107	HAMILTON	Acid	ADJ	09/52	149467		1.0
FT OGLETHORPE, GA	0230179	CATOOSA, GA		CONS		0		
RINGOLD, GA	0230180	CATOOSA, GA		CONS		0		
ROSSVILLE, GA		WALKER, GA		CONS		0		
SIGNAL MOUNTAIN WATER SYSTEM	0000634	HAMILTON		CONS		7336		
TOTAL POPULATION SERVED BY SOURCE WATER SYSTEM - - - - -						156803		
TENNESSEE RIDGE	0000698	HOUSTON	NaF	ADJ	07/82	2437		1.0
TOTAL POPULATION SERVED BY SOURCE WATER SYSTEM - - - - -						2437		
TIPTONVILLE	0000700	LAKE	NaSiF6	ADJ	04/82	2175		1.0
PROCTOR CITY UD	0000561	LAKE		CONS		357		
TOTAL POPULATION SERVED BY SOURCE WATER SYSTEM - - - - -						2532		
TRENTON	0000707	GIBSON	NaSiF6	ADJ	01/64	5101		1.0
TOTAL POPULATION SERVED BY SOURCE WATER SYSTEM - - - - -						5101		
TREZEVA NT	0000710	CARROLL	NaSiF6	ADJ	08/73	1178		1.0
TOTAL POPULATION SERVED BY SOURCE WATER SYSTEM - - - - -						1178		
TRIMBLE	0000711	DYER	NaF	ADJ	04/86	831		1.0
TOTAL POPULATION SERVED BY SOURCE WATER SYSTEM - - - - -						831		

POPULATION SERVED FLUORIDATED DRINKING WATER BY SOURCE SYSTEM,
CONSECUTIVE SYSTEM, AND COUNTY WITHIN STATE (AS OF 12/31/92)

TENNESSEE

WATER SYSTEMS AND CONSECUTIVE SYSTEMS SERVED	EPA ID NO	COUNTY	CHEM USED	STATUS	FLUOR START DATE	POP SERVED	NATURAL SYSTEMS NAT LEVEL	OPT LEVEL
TURNBULL UD	0000716	DICKSON	NaSiF6	ADJ	01/67	5865		1.0
WHITE BLUFF UD	0000744	DICKSON		CONS		4036		
TOTAL POPULATION SERVED BY SOURCE WATER SYSTEM - - - - -						9901		
UNION CITY	0000720	OBION	NaSiF6	ADJ	05/53	15119		1.0
REELFOOT WATER ASSOC.	0000757	OBION		CONS		696		
TOTAL POPULATION SERVED BY SOURCE WATER SYSTEM - - - - -						15815		
UNION FORK-BAKEWELL UD	0000037	HAMILTON	NaF	ADJ	04/82	2401		1.0
TOTAL POPULATION SERVED BY SOURCE WATER SYSTEM - - - - -						2401		
VAN LEER	0000724	DICKSON	NaSiF6	ADJ	12/86	1539		1.0
TOTAL POPULATION SERVED BY SOURCE WATER SYSTEM - - - - -						1539		
WALDENS RIDGE UTIL DIST	0000635	HAMILTON	NaF	ADJ	07/81	5827		1.0
TOTAL POPULATION SERVED BY SOURCE WATER SYSTEM - - - - -						5827		
WARREN CO UTIL DIST	0000818	OVERTON	NaSiF6	ADJ	04/84	12577		1.0
TOTAL POPULATION SERVED BY SOURCE WATER SYSTEM - - - - -						12577		
WATERTOWN	0000732	WILSON	NaF	ADJ	01/76	1632		1.0
TOTAL POPULATION SERVED BY SOURCE WATER SYSTEM - - - - -						1632		
WAVERLY	0000733	HUMPHREYS	Acid	ADJ	09/59	5793		1.0
TOTAL POPULATION SERVED BY SOURCE WATER SYSTEM - - - - -						5793		
WAYNESBORO	0000736	WAYNE	NaSiF6	ADJ	05/64	3586		1.0
TOTAL POPULATION SERVED BY SOURCE WATER SYSTEM - - - - -						3586		
WEST KNOX UD	0000371	KNOX	Acid	ADJ		31320		1.0
TOTAL POPULATION SERVED BY SOURCE WATER SYSTEM - - - - -						31320		
WEST WARREN-VIOLA UD	0000742	WARREN	NaSiF6	ADJ	05/86	6168		1.0
TOTAL POPULATION SERVED BY SOURCE WATER SYSTEM - - - - -						6168		
WEST WILSON UD	0000743	WILSON	NaSiF6	ADJ	09/67	25774		1.0
TOTAL POPULATION SERVED BY SOURCE WATER SYSTEM - - - - -						25774		

POPULATION SERVED FLUORIDATED DRINKING WATER BY SOURCE SYSTEM,
CONSECUTIVE SYSTEM, AND COUNTY WITHIN STATE (AS OF 12/31/92)

TENNESSEE

WATER SYSTEMS AND CONSECUTIVE SYSTEMS SERVED	EPA ID NO	COUNTY	CHEM USED	STATUS	FLUOR START DATE	POP SERVED	NATURAL SYSTEMS NAT LEVEL	OPT LEVEL
WHITEVILLE	0000748	HARDEMAN	NaF	ADJ	06/82	1467		1.0
TOTAL POPULATION SERVED BY SOURCE WATER SYSTEM - - - - -						1467		
WHITWELL	0000749	MARION	NaSiF6	ADJ	11/82	3386		1.0
WEST VALLEY WATER SYSTEM INC	0000750	MARION		CONS		1666		
TOTAL POPULATION SERVED BY SOURCE WATER SYSTEM - - - - -						5052		
WINCHESTER	0000754	FRANKLIN	NaSiF6	ADJ	11/53	14597		1.0
TOTAL POPULATION SERVED BY SOURCE WATER SYSTEM - - - - -						14597		
WOODBURY	0000756	CANNON	NaSiF6	ADJ	06/54	5663		1.0
TOTAL POPULATION SERVED BY SOURCE WATER SYSTEM - - - - -						5663		

STATE SUMMARY DATA AS OF 12/31/92

TEXAS

SYSTEM SIZE CLASSIFICATION

	FLUORIDATED SYSTEMS		PUBLIC WATER SYSTEMS	
	NUMBER OF SYSTEMS	TOTAL POPULATION	NUMBER OF SYSTEMS	TOTAL POPULATION
=<1,000	209	126,580	3,096	804,000
1,001-5,000	414	1,016,262	1,124	2,595,000
5,001-10,000	92	657,429	203	1,418,000
10,001-50,000	119	2,377,798	185	3,745,000
50,001-100,000	15	1,098,786	22	1,651,000
>100,000	18	5,693,123	20	6,927,000
TOTAL	867	10,969,978	4,650	17,141,000

FLUORIDATED SYSTEM CLASSIFICATION

	NUMBER	POPULATION	PERCENTAGE (POP.)
ADJUSTED	163	5,887,601	53.7
CONSECUTIVE	177	2,126,982	19.4
NATURAL	527	2,955,395	26.9
TOTAL	867	10,699,978	

SCHOOLS, INDIAN AND MILITARY SYSTEMS

	ADJUSTED		NATURAL	
	NUMBER	POP.	NUMBER	POP.
TOTAL SCHOOLS	0	0	0	0
INDIAN SYSTEMS	0	0	0	0
INDIAN SCHOOLS	0	0	0	0
MILITARY SYSTEMS	13	125,812	2	5,500

CHEMICAL USAGE OF FLUORIDATING SYSTEMS

	NUMBER	POPULATION
SODIUM FLUORIDE	39	371,567
SODIUM SILICOFLUORIDE	57	2,344,077
HYDROFLUOSILICIC ACID	223	5,182,630

POPULATION SERVED FLUORIDATED DRINKING WATER BY SOURCE SYSTEM,
CONSECUTIVE SYSTEM, AND COUNTY WITHIN STATE (AS OF 12/31/92)

TEXAS

WATER SYSTEMS AND CONSECUTIVE SYSTEMS SERVED	EPA ID NO	COUNTY	CHEM USED	STATUS	FLUOR START DATE	POP SERVED	NATURAL NAT LEVEL	SYSTEMS OPT LEVEL
ABERNATHY	0950001	HALE		NATL		2600	2.7	
TOTAL POPULATION SERVED BY SOURCE WATER SYSTEM - - - - -						2600		
ABINGER	0340002	CASS		NATL		2800	1.2	
TOTAL POPULATION SERVED BY SOURCE WATER SYSTEM - - - - -						2800		
ACRES WSC	0140018	BELL		NATL		565	2.5	
TOTAL POPULATION SERVED BY SOURCE WATER SYSTEM - - - - -						565		
AIRLINE MHP	1650003	MIDLAND		NATL		900	1.0	
TOTAL POPULATION SERVED BY SOURCE WATER SYSTEM - - - - -						900		
ALABAMA-COUSHATTA WS	1870043	POLK	OTHER	ADJ	00/89	615		0.8
TOTAL POPULATION SERVED BY SOURCE WATER SYSTEM - - - - -						615		
ALAMO	1080001	HIDALGO		NATL		9996	0.7	
TOTAL POPULATION SERVED BY SOURCE WATER SYSTEM - - - - -						9996		
ALICE	1250001	JIM WELLS	NaSiF6	ADJ	01/67	19788		0.8
TOTAL POPULATION SERVED BY SOURCE WATER SYSTEM - - - - -						19788		
ALPINE	0220001	BREWSTER		NATL		5850	1.8	
TOTAL POPULATION SERVED BY SOURCE WATER SYSTEM - - - - -						5850		
ALTO	0370001	CHEROKEE		NATL		1950	0.7	
TOTAL POPULATION SERVED BY SOURCE WATER SYSTEM - - - - -						1950		
ALUMINUM CO OF AMERICA	0290014	CALHOUN		NATL		2500	1.0	
TOTAL POPULATION SERVED BY SOURCE WATER SYSTEM - - - - -						2500		
ALVARADO	1260001	JOHNSON		NATL		3750	2.6	
TOTAL POPULATION SERVED BY SOURCE WATER SYSTEM - - - - -						3750		
ALVIN	0200001	BRAZORIA		NATL		20466	1.0	
TOTAL POPULATION SERVED BY SOURCE WATER SYSTEM - - - - -						20466		
AMARILLO MWS	1880001	POTTER		NATL		159000	0.9	
TOTAL POPULATION SERVED BY SOURCE WATER SYSTEM - - - - -						159000		

POPULATION SERVED FLUORIDATED DRINKING WATER BY SOURCE SYSTEM,
CONSECUTIVE SYSTEM, AND COUNTY WITHIN STATE (AS OF 12/31/92)

TEXAS

WATER SYSTEMS AND CONSECUTIVE SYSTEMS SERVED	EPA ID NO	COUNTY	CHEM USED	STATUS	FLUOR START DATE	POP SERVED	NATURAL SYSTEMS NAT LEVEL	OPT LEVEL
AMHERST	1400006	LAMB			NATL	742	1.4	
TOTAL POPULATION SERVED BY SOURCE WATER SYSTEM - - - - -						742		
ANDREWS	0020001	ANDREWS			NATL	11061	4.9	
TOTAL POPULATION SERVED BY SOURCE WATER SYSTEM - - - - -						11061		
ANGLETON	0200002	BRAZORIA			NATL	20016	0.7	
TOTAL POPULATION SERVED BY SOURCE WATER SYSTEM - - - - -						20016		
ANNA	0430027	COLLIN			NATL	1350	1.2	
TOTAL POPULATION SERVED BY SOURCE WATER SYSTEM - - - - -						1350		
ANTON	1100001	HOCKLEY			NATL	1190	1.5	
TOTAL POPULATION SERVED BY SOURCE WATER SYSTEM - - - - -						1190		
APACHE SHORES-RESORT PROP INC	2270031	TRAVIS			NATL	1400	2.6	
TOTAL POPULATION SERVED BY SOURCE WATER SYSTEM - - - - -						1400		
ARCADIAN GARDENS SUBD	1010001	HARRIS			NATL	579	0.7	
TOTAL POPULATION SERVED BY SOURCE WATER SYSTEM - - - - -						579		
ARLAM-CONCORD WSC	2010004	RUSK			NATL	843	1.0	
TOTAL POPULATION SERVED BY SOURCE WATER SYSTEM - - - - -						843		
ARLEDGE RIDGE WSC	0740019	FANNIN			NATL	900	1.5	
TOTAL POPULATION SERVED BY SOURCE WATER SYSTEM - - - - -						900		
ARLINGTON	2200001	TARRANT	Acid	ADJ	/68	266212		0.8
TOTAL POPULATION SERVED BY SOURCE WATER SYSTEM - - - - -						266212		
ARMSTRONG WSC	0140019	BELL			NATL	1445	4.5	
TOTAL POPULATION SERVED BY SOURCE WATER SYSTEM - - - - -						1445		
ARP	2120001	SMITH	NaF	ADJ	06/85	1290		0.8
TOTAL POPULATION SERVED BY SOURCE WATER SYSTEM - - - - -						1290		

POPULATION SERVED FLUORIDATED DRINKING WATER BY SOURCE SYSTEM,
CONSECUTIVE SYSTEM, AND COUNTY WITHIN STATE (AS OF 12/31/92)

TEXAS

WATER SYSTEMS AND CONSECUTIVE SYSTEMS SERVED	EPA ID NO	COUNTY	CHEM USED	STATUS	FLUOR START DATE	POP SERVED	NATURAL SYSTEMS NAT LEVEL	OPT LEVEL
ARROYO WSC	0310031	CAMERON		NATL		900	0.9	
TOTAL POPULATION SERVED BY SOURCE WATER SYSTEM - - - - -						900		
ASSOC UTIL IVANHOE SUBD	2290010	TYLER		NATL		2214	0.9	
TOTAL POPULATION SERVED BY SOURCE WATER SYSTEM - - - - -						2214		
ATACOSA RURAL WSC	0150040	BEXAR		NATL		4626	1.9	
TOTAL POPULATION SERVED BY SOURCE WATER SYSTEM - - - - -						4626		
ATHENS MUNICIPAL WATER AUTH	1070005	HENDERSON	NaF	ADJ	12/88	12267		0.8
TOTAL POPULATION SERVED BY SOURCE WATER SYSTEM - - - - -						12267		
AUSTIN	2270001	TRAVIS	Acid	ADJ	/72	486000		0.8
BERGSTOM AFB	2270185	TRAVIS		CONS		7057		
NORTH AUSTIN MUD NO. 1	2270226	TRAVIS		CONS		4635		
NORTH CENTRAL AUSTIN MUD	2270228	TRAVIS		CONS		8064		
NORTHWEST TRAVIS CO MUD	2270209	TRAVIS		CONS		3100		
SOUTH AUSTIN GROWTH CORR.	2270230	TRAVIS		CONS		4983		
SOUTHWEST TRAVIS CO. MUD #1	2270229	TRAVIS		CONS		3600		
TRAVIS CO. WCID #10	2270182	TRAVIS		CONS		6000		
TRAVIS CO. WCID #14	2270183	TRAVIS		CONS		2700		
WELLS BRANCH MUD NO. 1	2270227	TRAVIS		CONS		9761		
TOTAL POPULATION SERVED BY SOURCE WATER SYSTEM - - - - -						535900		
AVALON WSC	0700019	ELLIS		NATL		600	2.8	
TOTAL POPULATION SERVED BY SOURCE WATER SYSTEM - - - - -						600		
AXTELL WSC	1550016	MCLENNAN		NATL		1230	2.0	
TOTAL POPULATION SERVED BY SOURCE WATER SYSTEM - - - - -						1230		
AZLE	0022002	TARRANT-PARKER	Acid	ADJ	08/88	9343		0.8
TOTAL POPULATION SERVED BY SOURCE WATER SYSTEM - - - - -						9343		
BAILEY	0740038	FANNIN		NATL		250	1.5	
TOTAL POPULATION SERVED BY SOURCE WATER SYSTEM - - - - -						250		
BALLINGER	2000001	RUNNELS	Acid	ADJ	05/85	3968		0.8
TOTAL POPULATION SERVED BY SOURCE WATER SYSTEM - - - - -						3968		

POPULATION SERVED FLUORIDATED DRINKING WATER BY SOURCE SYSTEM,
CONSECUTIVE SYSTEM, AND COUNTY WITHIN STATE (AS OF 12/31/92)

TEXAS

WATER SYSTEMS AND CONSECUTIVE SYSTEMS SERVED	EPA ID NO	COUNTY	CHEM USED	STATUS	FLUOR START DATE	POP SERVED	NATURAL NAT LEVEL	SYSTEMS OPT LEVEL
BALMORHEA	1950002	REEVES		NATL		765	1.2	
TOTAL POPULATION SERVED BY SOURCE WATER SYSTEM - - - - -						765		
BAMMEL UD	1010365	HARRIS		NATL		2523	0.9	
TOTAL POPULATION SERVED BY SOURCE WATER SYSTEM - - - - -						2523		
BARDWELL	0700020	ELLIS		NATL		500	6.1	
TOTAL POPULATION SERVED BY SOURCE WATER SYSTEM - - - - -						500		
BARSTOW	2380006	WARD		NATL		650	2.5	
TOTAL POPULATION SERVED BY SOURCE WATER SYSTEM - - - - -						650		
BARTLETT	2460006	WILLIAMSON		NATL		1567	2.8	
TOTAL POPULATION SERVED BY SOURCE WATER SYSTEM - - - - -						1567		
BARTONVILLE WSC	0610020	DENTON		NATL		4050	1.5	
TOTAL POPULATION SERVED BY SOURCE WATER SYSTEM - - - - -						4050		
BAY CITY	1610001	MATAGORDA	Acid	ADJ	01/68	17837		0.8
TOTAL POPULATION SERVED BY SOURCE WATER SYSTEM - - - - -						17837		
BAYSHORE MUD	1010055	HARRIS		NATL		3200	2.8	
TOTAL POPULATION SERVED BY SOURCE WATER SYSTEM - - - - -						3200		
BAYTOWN AREA WA	1011742	HARRIS	Acid	ADJ	09/84	0		0.8
TOTAL POPULATION SERVED BY SOURCE WATER SYSTEM - - - - -						0		
BCY WATER SUPPLY CORPORATION	0010018	ANDERSON	NaF	ADJ	01/86	1365		0.8
TOTAL POPULATION SERVED BY SOURCE WATER SYSTEM - - - - -						1365		
BEAUMONT	1230001	JEFFERSON	NaSiF6	ADJ	07/71	114000		0.8
TOTAL POPULATION SERVED BY SOURCE WATER SYSTEM - - - - -						114000		
BECKVILLE	1830002	PANOLA		NATL		783	1.2	
TOTAL POPULATION SERVED BY SOURCE WATER SYSTEM - - - - -						783		
BEEVILLE	0130001	BEE		NATL		14780	0.8	
TOTAL POPULATION SERVED BY SOURCE WATER SYSTEM - - - - -						14780		

POPULATION SERVED FLUORIDATED DRINKING WATER BY SOURCE SYSTEM,
CONSECUTIVE SYSTEM, AND COUNTY WITHIN STATE (AS OF 12/31/92)

TEXAS

WATER SYSTEMS AND CONSECUTIVE SYSTEMS SERVED	EPA ID NO	COUNTY	CHEM USED	STATUS	FLUOR START DATE	POP SERVED	NATURAL SYSTEMS NAT LEVEL	OPT LEVEL
BELL COUNTY WCID #1	0140016	BELL	NaSiF6	ADJ	06/63	0		0.8
439 WSC	0140076	BELL		CONS		1800		
BELL CO WCID #3	0140031	BELL		CONS		2040		
BELL CO WCID #4	0140023	BELL		CONS		10400		
BELTON	1430002	BELL		CONS		923		
COPPERAS COVE	0500001	CORYELL		CONS		26000		
DENMAN'S	0140113	BELL		CONS		0		
EAGLE POINT WS	0140077	BELL		CONS		220		
FORT HOOD	0140107	BELL		CONS		38895		
KILLEEN	0140006	BELL		CONS		51384		
RENCH'S	0140097	BELL		CONS		40		
TEMPLE	0190005	BELL		CONS		46563		
TOTAL POPULATION SERVED BY SOURCE WATER SYSTEM - - - - -						178265		
BELL-MILAM FALLS WSC 1	0140007	BELL		NATL		1180	1.2	
TOTAL POPULATION SERVED BY SOURCE WATER SYSTEM - - - - -						1180		
BELLS	0910001	GRAYSON		NATL		1000	2.4	
TOTAL POPULATION SERVED BY SOURCE WATER SYSTEM - - - - -						1000		
BELLVUE	0390013	CLAY		NATL		290	1.8	
TOTAL POPULATION SERVED BY SOURCE WATER SYSTEM - - - - -						290		
BETHANY WSC	1260016	JOHNSON		NATL		2553	0.8	
TOTAL POPULATION SERVED BY SOURCE WATER SYSTEM - - - - -						2553		
BETHESDA WSC	1260017	JOHNSON		NATL		17334	1.5	
TOTAL POPULATION SERVED BY SOURCE WATER SYSTEM - - - - -						17334		
BIG LAKE	1920001	REAGAN		NATL		3672	1.5	
TOTAL POPULATION SERVED BY SOURCE WATER SYSTEM - - - - -						3672		
BIROME WSC	1090017	HILL		NATL		1600	2.2	
TOTAL POPULATION SERVED BY SOURCE WATER SYSTEM - - - - -						1600		
BISHOP	1780002	NUECES		NATL		3700	0.7	
TOTAL POPULATION SERVED BY SOURCE WATER SYSTEM - - - - -						3700		

POPULATION SERVED FLUORIDATED DRINKING WATER BY SOURCE SYSTEM,
CONSECUTIVE SYSTEM, AND COUNTY WITHIN STATE (AS OF 12/31/92)

TEXAS

WATER SYSTEMS AND CONSECUTIVE SYSTEMS SERVED	EPA ID NO	COUNTY	CHEM USED	STATUS	FLUOR START DATE	POP SERVED	NATURAL SYSTEMS NAT LEVEL	OPT LEVEL
BLANCO	0160002	BLANCO	Acid	ADJ	11/87	1359		0.8
TOTAL POPULATION SERVED BY SOURCE WATER SYSTEM - - - - -						1359		
BLOOMING GROVE	1750001	NAVARRO		NATL		850	5.1	
TOTAL POPULATION SERVED BY SOURCE WATER SYSTEM - - - - -						850		
BLUE RIDGE	0430002	COLLIN		NATL		580	0.8	
TOTAL POPULATION SERVED BY SOURCE WATER SYSTEM - - - - -						580		
BLUEBONNET W.S.C.	0140162	BELL	Acid	ADJ	11/88	20000		0.8
BRUCEVILLE-EDDY WC	1550024	MCLENNAN		CONS		2428		
ELM CREEK WSC	1550026	MCLENNAN		CONS		2100		
MJC-WSC	1390010	LAMAR		CONS		645		
PENDLETON WSC	0140033	BELL		CONS		1707		
SPRING VALLEY WSC	1550044	MCLENNAN		CONS		900		
WOODWAY	1550048	MCLENNAN		CONS		9780		
TOTAL POPULATION SERVED BY SOURCE WATER SYSTEM - - - - -						37560		
BOERNE	1300001	KENDALL		NATL		4274	2.0	
TOTAL POPULATION SERVED BY SOURCE WATER SYSTEM - - - - -						4274		
BOLD SPRINGS WSC	1550017	MCLENNAN		NATL		1350	0.7	
TOTAL POPULATION SERVED BY SOURCE WATER SYSTEM - - - - -						1350		
BONHAM	0740001	FANNIN	Acid	ADJ		8739		0.8
TOTAL POPULATION SERVED BY SOURCE WATER SYSTEM - - - - -						8739		
BOOKER MWS	1480001	LIPSCOMB		NATL		1236	1.2	
TOTAL POPULATION SERVED BY SOURCE WATER SYSTEM - - - - -						1236		
BORGER MWS	1170001	HUTCHINSON		NATL		15615	1.1	
TOTAL POPULATION SERVED BY SOURCE WATER SYSTEM - - - - -						15615		
BOVINA MWS	1850001	PARMER		NATL		1499	1.7	
TOTAL POPULATION SERVED BY SOURCE WATER SYSTEM - - - - -						1499		
BOYCE WSC	0700021	ELLIS		NATL		1125	4.5	
TOTAL POPULATION SERVED BY SOURCE WATER SYSTEM - - - - -						1125		

POPULATION SERVED FLUORIDATED DRINKING WATER BY SOURCE SYSTEM,
CONSECUTIVE SYSTEM, AND COUNTY WITHIN STATE (AS OF 12/31/92)

TEXAS

WATER SYSTEMS AND CONSECUTIVE SYSTEMS SERVED	EPA ID NO	COUNTY	CHEM USED	STATUS	FLUOR START DATE	POP SERVED	NATURAL SYSTEMS NAT LEVEL	OPT LEVEL
BRADY	1540001	MCCULLOCH			NATL	6000	0.9	
TOTAL POPULATION SERVED BY SOURCE WATER SYSTEM - - - - -						6000		
BRANDON IRENE WSC	1090018	HILL			NATL	1500	1.7	
TOTAL POPULATION SERVED BY SOURCE WATER SYSTEM - - - - -						1500		
BRAZORIA	0200003	BRAZORIA			NATL	3400	0.8	
TOTAL POPULATION SERVED BY SOURCE WATER SYSTEM - - - - -						3400		
BRAZORIA CO WCID 8	0200045	BRAZORIA			NATL	2016	0.9	
TOTAL POPULATION SERVED BY SOURCE WATER SYSTEM - - - - -						2016		
BRECKENRIDGE	2150001	STEPHENS	Acid	ADJ	09/88	7915		0.8
TOTAL POPULATION SERVED BY SOURCE WATER SYSTEM - - - - -						7915		
BREMOND	1980001	ROBERTSON	Acid	ADJ	10/86	1220		0.8
TOTAL POPULATION SERVED BY SOURCE WATER SYSTEM - - - - -						1220		
BRENHAM	2390001	WASHINGTON	NaF	ADJ	/74	12495		0.8
BREENHARN STATE SCHOOL	2390041	WASHINGTON		CONS		1550		
TOTAL POPULATION SERVED BY SOURCE WATER SYSTEM - - - - -						14045		
BRIDGEPORT	2490003	WISE	Acid	ADJ	09/89	4300		0.8
TOTAL POPULATION SERVED BY SOURCE WATER SYSTEM - - - - -						4300		
BROOKESMITH WATER SUPPLY	0250200	BROWN	Acid	ADJ	08/88	4500		0.8
TOTAL POPULATION SERVED BY SOURCE WATER SYSTEM - - - - -						4500		
BROOKS AIR FORCE BASE	0150112	BEXAR	Acid	ADJ	/62	3200		0.8
TOTAL POPULATION SERVED BY SOURCE WATER SYSTEM - - - - -						3200		
BROWN COUNTY WATER IMP. #1	0250002	BROWN	Acid	ADJ	03/87	36000		0.8
TOTAL POPULATION SERVED BY SOURCE WATER SYSTEM - - - - -						36000		
BROWNFIELD	2230001	TERRY			NATL	9560	0.7	
TOTAL POPULATION SERVED BY SOURCE WATER SYSTEM - - - - -						9560		

POPULATION SERVED FLUORIDATED DRINKING WATER BY SOURCE SYSTEM,
CONSECUTIVE SYSTEM, AND COUNTY WITHIN STATE (AS OF 12/31/92)

TEXAS

WATER SYSTEMS AND CONSECUTIVE SYSTEMS SERVED	EPA ID NO	COUNTY	CHEM USED	STATUS	FLUOR START DATE	POP SERVED	NATURAL NAT LEVEL	SYSTEMS OPT LEVEL
BROWNSVILLE	0310001			NATL		0	0.0	
TOTAL POPULATION SERVED BY SOURCE WATER SYSTEM - - - - -						0		
BRYAN	0210001	BRAZOS	Acid	ADJ	01/71	57431		0.8
TOTAL POPULATION SERVED BY SOURCE WATER SYSTEM - - - - -						57431		
BUFFALO	1450001	LEON	NaF	ADJ	09/83	2500		0.8
TOTAL POPULATION SERVED BY SOURCE WATER SYSTEM - - - - -						2500		
BULLARD	2120006	SMITH	NaF	ADJ	06/85	965		0.8
TOTAL POPULATION SERVED BY SOURCE WATER SYSTEM - - - - -						965		
BUNKER HILL	1010106	HARRIS		NATL		3570	0.7	
TOTAL POPULATION SERVED BY SOURCE WATER SYSTEM - - - - -						3570		
BURKE WSC	0030018	ANGELINA		NATL		2400	0.7	
TOTAL POPULATION SERVED BY SOURCE WATER SYSTEM - - - - -						2400		
BURKEVILLE WSC	1760003	NEWTON	NaF	ADJ	01/86	903		0.8
TOTAL POPULATION SERVED BY SOURCE WATER SYSTEM - - - - -						903		
BURKHART CITY	0200104	BRAZORIA		NATL		33	0.8	
TOTAL POPULATION SERVED BY SOURCE WATER SYSTEM - - - - -						33		
BURNET	0270001	BURNET	Acid	ADJ	05/81	4100		0.8
TOTAL POPULATION SERVED BY SOURCE WATER SYSTEM - - - - -						4100		
BYERS	0390003	CLAY		NATL		565	0.7	
TOTAL POPULATION SERVED BY SOURCE WATER SYSTEM - - - - -						565		
CACTUS MWS	1710003	MOORE		NATL		1130	1.2	
TOTAL POPULATION SERVED BY SOURCE WATER SYSTEM - - - - -						1130		
CALDWELL	0260001	BURLESON	Acid	ADJ	06/84	4000		0.8
TOTAL POPULATION SERVED BY SOURCE WATER SYSTEM - - - - -						4000		
CALVERT	1980002	ROBERTSON	Acid	ADJ	08/88	1536		0.8
TOTAL POPULATION SERVED BY SOURCE WATER SYSTEM - - - - -						1536		

POPULATION SERVED FLUORIDATED DRINKING WATER BY SOURCE SYSTEM,
CONSECUTIVE SYSTEM, AND COUNTY WITHIN STATE (AS OF 12/31/92)

TEXAS

WATER SYSTEMS AND CONSECUTIVE SYSTEMS SERVED	EPA ID NO	COUNTY	CHEM USED	STATUS	FLUOR START DATE	POP SERVED	NATURAL SYSTEMS NAT LEVEL	OPT LEVEL
CAMERON SALEM-ELM RIDGE WSC	1660001 1660013	MILAM	Acid	ADJ CONS	07/81	5580 645		0.8
TOTAL POPULATION SERVED BY SOURCE WATER SYSTEM - - - - -						6225		
CAMERON CO FWSC #1	0310005	CAMERON		NATL		7500	0.7	
TOTAL POPULATION SERVED BY SOURCE WATER SYSTEM - - - - -						7500		
CAMP KARANKAWA	2050022	SAN PATRICIO		NATL		1500	1.0	
TOTAL POPULATION SERVED BY SOURCE WATER SYSTEM - - - - -						1500		
CANADIAN MWS	1060001	HEMPHILL		NATL		2727	0.8	
TOTAL POPULATION SERVED BY SOURCE WATER SYSTEM - - - - -						2727		
CANTON	2340001	YAN ZANDT	NaF	ADJ	10/85	5514		0.8
TOTAL POPULATION SERVED BY SOURCE WATER SYSTEM - - - - -						5514		
CANYON LAKE FOREST	0460062	COMAL		NATL		849	0.7	
TOTAL POPULATION SERVED BY SOURCE WATER SYSTEM - - - - -						849		
CANYON MWS	1910001	RANDALL		NATL		11500	2.9	
TOTAL POPULATION SERVED BY SOURCE WATER SYSTEM - - - - -						11500		
CARLOS WSC	0930003	GRIMES		NATL		900	0.8	
TOTAL POPULATION SERVED BY SOURCE WATER SYSTEM - - - - -						900		
CARRIZO SPRINGS	0000000	DIMITT	OTHER	ADJ	00/00	7299		0.8
TOTAL POPULATION SERVED BY SOURCE WATER SYSTEM - - - - -						7299		
CARSWELL AIR FORCE BASE	2200082	TARRANT	NaSiF6	ADJ	/55	8300		0.8
TOTAL POPULATION SERVED BY SOURCE WATER SYSTEM - - - - -						8300		
CEDAR PARK	2460009	WILLIAMSON	OTHER	ADJ	00/89	11400		0.8
CEDAR PARK MUD #1	2460129	WILLIAMSON		CONS		387		
WILLIAMSON CO MUD #1	2460120	WILLIAMSON		CONS		2193		
WILLIAMSON CO MUD #3	2460119	WILLIAMSON		CONS		4350		
TOTAL POPULATION SERVED BY SOURCE WATER SYSTEM - - - - -						18330		

POPULATION SERVED FLUORIDATED DRINKING WATER BY SOURCE SYSTEM,
CONSECUTIVE SYSTEM, AND COUNTY WITHIN STATE (AS OF 12/31/92)

TEXAS

WATER SYSTEMS AND CONSECUTIVE SYSTEMS SERVED	EPA ID NO	COUNTY	CHEM USED	STATUS	FLUOR START DATE	POP SERVED	NATURAL NAT LEVEL	SYSTEMS OPT LEVEL
CEGO-DURANGO WATER SUPPLY CORP	0730013	FALLS			NATL	800	2.1	
TOTAL POPULATION SERVED BY SOURCE WATER SYSTEM - - - - -						800		
CELANESE CHEM CO	1780030	NUECES			NATL	1000	0.7	
TOTAL POPULATION SERVED BY SOURCE WATER SYSTEM - - - - -						1000		
CELINA	0430003	COLLIN			NATL	2133	1.3	
TOTAL POPULATION SERVED BY SOURCE WATER SYSTEM - - - - -						2133		
CENTER	2100001	SHELBY	Acid	ADJ	05/82	6870		0.8
TOTAL POPULATION SERVED BY SOURCE WATER SYSTEM - - - - -						6870		
CHALK BLUFF WSC	1550020	MCLENNAN			NATL	1851	1.2	
TOTAL POPULATION SERVED BY SOURCE WATER SYSTEM - - - - -						1851		
CHASEFIELD NAS	0130002	BEE			NATL	2500	0.7	
TOTAL POPULATION SERVED BY SOURCE WATER SYSTEM - - - - -						2500		
CHATT WSC	1090020	HILL			NATL	600	0.9	
TOTAL POPULATION SERVED BY SOURCE WATER SYSTEM - - - - -						600		
CHILDRESS	0380001	CHILDRESS			NATL	6668	0.8	
TOTAL POPULATION SERVED BY SOURCE WATER SYSTEM - - - - -						6668		
CHILTON WATER CO	0730014	FALLS			NATL	915	2.2	
TOTAL POPULATION SERVED BY SOURCE WATER SYSTEM - - - - -						915		
CHINA SPRING WC	1550096	MCLENNAN			NATL	189	2.1	
TOTAL POPULATION SERVED BY SOURCE WATER SYSTEM - - - - -						189		
CLAUDE MWS	0060001	ARMSTRONG			NATL	1065	1.8	
TOTAL POPULATION SERVED BY SOURCE WATER SYSTEM - - - - -						1065		
CLEVELAND	1460001	LIBERTY	Acid	ADJ	09/88	7124		0.8
TOTAL POPULATION SERVED BY SOURCE WATER SYSTEM - - - - -						7124		
CLUTE	0200004	BOSQUE			NATL	19000	0.7	
TOTAL POPULATION SERVED BY SOURCE WATER SYSTEM - - - - -						19000		

POPULATION SERVED FLUORIDATED DRINKING WATER BY SOURCE SYSTEM,
CONSECUTIVE SYSTEM, AND COUNTY WITHIN STATE (AS OF 12/31/92)

TEXAS

WATER SYSTEMS AND CONSECUTIVE SYSTEMS SERVED	EPA ID NO	COUNTY	CHEM USED	STATUS	FLUOR START DATE	POP SERVED	NATURAL SYSTEMS NAT LEVEL	OPT LEVEL
COLLEGE STATION	0210002	BRAZOS	OTHER	ADJ	00/89	37428		0.8
TOTAL POPULATION SERVED BY SOURCE WATER SYSTEM - - - - -						37428		
COLLEYVILLE	2200043	TARRANT		NATL		14700	1.8	
TOTAL POPULATION SERVED BY SOURCE WATER SYSTEM - - - - -						14700		
COLONIAL NUEVA WS	1080047	HIDALGO		NATL		2000	0.7	
TOTAL POPULATION SERVED BY SOURCE WATER SYSTEM - - - - -						2000		
COLORADO CITY	1680001	MITCHELL		NATL		4700	0.7	
TOTAL POPULATION SERVED BY SOURCE WATER SYSTEM - - - - -						4700		
COMBES	0310021	CAMERON		NATL		1738	0.7	
TOTAL POPULATION SERVED BY SOURCE WATER SYSTEM - - - - -						1738		
CONROE	1700001	MONTGOMERY	Acid	ADJ	12/63	28000		0.8
MONTGOMERY CO MUD #43	1700446	MONTGOMERY		CONS		2000		
MONTGOMERY CO MUD #44	0000002	MONTGOMERY		CONS		0		
WEST FORK MUD	0000003	MONTGOMERY		CONS		0		
TOTAL POPULATION SERVED BY SOURCE WATER SYSTEM - - - - -						30000		
COOPER	0600001	DELTA	NaSiF6	ADJ	12/80	3069		0.8
CHARLESTON WSC	0600013	DELTA		CONS		1278		
TOTAL POPULATION SERVED BY SOURCE WATER SYSTEM - - - - -						4347		
COOPER ISD	1520122	LUBBOCK		NATL		1200	4.7	
TOTAL POPULATION SERVED BY SOURCE WATER SYSTEM - - - - -						1200		
CORPUS CHRISTI	1780003	NUECES	NaSiF6	ADJ	12/53	274476		0.7
CORPUS CHRISTI NAS	1780017	NUECES		CONS		8000		
GREGORY	2050001	SAN PATRICIO		CONS		2300		
ODEM	2050004	SAN PATRICIO		CONS		2366		
PORTLAND	2050005	SAN PATRICIO		CONS		14000		
TAFT	2050007	SAN PATRICIO		CONS		5600		
VIOLET WSC	1780015	NUECES		CONS		1500		
TOTAL POPULATION SERVED BY SOURCE WATER SYSTEM - - - - -						308242		
CORSICANA	1750002	NAVARRO	Acid	ADJ	08/85	22951		0.8
TOTAL POPULATION SERVED BY SOURCE WATER SYSTEM - - - - -						22951		

POPULATION SERVED FLUORIDATED DRINKING WATER BY SOURCE SYSTEM,
CONSECUTIVE SYSTEM, AND COUNTY WITHIN STATE (AS OF 12/31/92)

TEXAS

WATER SYSTEMS AND CONSECUTIVE SYSTEMS SERVED	EPA ID NO	COUNTY	CHEM USED	STATUS	FLUOR START DATE	POP SERVED	NATURAL NAT LEVEL	SYSTEMS OPT LEVEL
CORYELL CITY WSC	0500013	CORYELL			NATL	3279	1.1	
TOTAL POPULATION SERVED BY SOURCE WATER SYSTEM - - - - -						3279		
COVINGTON WW	1090021	HILL			NATL	500	8.0	
TOTAL POPULATION SERVED BY SOURCE WATER SYSTEM - - - - -						500		
CRAFT-TURNEY WSC	0370017	CHEROKEE			NATL	3585	0.8	
TOTAL POPULATION SERVED BY SOURCE WATER SYSTEM - - - - -						3585		
CRAWFORD	1550011	MCLENNAN			NATL	873	0.7	
TOTAL POPULATION SERVED BY SOURCE WATER SYSTEM - - - - -						873		
CREEDMOOR-MAHA WSC	2270008	TRAVIS			NATL	4500	1.0	
TOTAL POPULATION SERVED BY SOURCE WATER SYSTEM - - - - -						4500		
CRESTWOOD WC	1580016	MARION			NATL	633	1.0	
TOTAL POPULATION SERVED BY SOURCE WATER SYSTEM - - - - -						633		
CRIMS CHAPEL WSC	2010010	RUSK			NATL	591	8.8	
TOTAL POPULATION SERVED BY SOURCE WATER SYSTEM - - - - -						591		
CROCKETT CO WCID 1-OZONA	0530012	CROCKETT			NATL	3800	0.8	
TOTAL POPULATION SERVED BY SOURCE WATER SYSTEM - - - - -						3800		
CROSBY MUD	1010118	HARRIS			NATL	3918	0.7	
TOTAL POPULATION SERVED BY SOURCE WATER SYSTEM - - - - -						3918		
CROSBYTON	0540001	CROSBY			NATL	2250	1.6	
TOTAL POPULATION SERVED BY SOURCE WATER SYSTEM - - - - -						2250		
CROSS COUNTRY WSC	1550059	MCLENNAN			NATL	1692	0.8	
TOTAL POPULATION SERVED BY SOURCE WATER SYSTEM - - - - -						1692		
CROWELL	0780001	FOARD			NATL	1500	0.7	
TOTAL POPULATION SERVED BY SOURCE WATER SYSTEM - - - - -						1500		

POPULATION SERVED FLUORIDATED DRINKING WATER BY SOURCE SYSTEM,
CONSECUTIVE SYSTEM, AND COUNTY WITHIN STATE (AS OF 12/31/92)

TEXAS

WATER SYSTEMS AND CONSECUTIVE SYSTEMS SERVED	EPA ID NO	COUNTY	CHEM USED	STATUS	FLUOR START DATE	POP SERVED	NATURAL SYSTEMS NAT LEVEL	OPT LEVEL
CRYSTAL CITY	2540001	ZAVALA	NaF	ADJ	03/82	6900		0.7
TOTAL POPULATION SERVED BY SOURCE WATER SYSTEM - - - - -						6900		
CRYSTAL SYSTEMS INC	2120015	SMITH		NATL		4320	1.0	
TOTAL POPULATION SERVED BY SOURCE WATER SYSTEM - - - - -						4320		
CUERO	0620001	DE WITT		NATL		7600	0.9	
TOTAL POPULATION SERVED BY SOURCE WATER SYSTEM - - - - -						7600		
CYPRESS-KLEIN UD	1010431	HARRIS		NATL		2265	1.3	
TOTAL POPULATION SERVED BY SOURCE WATER SYSTEM - - - - -						2265		
CYPRESSWOOD UD	1010432	HARRIS		NATL		4500	0.7	
TOTAL POPULATION SERVED BY SOURCE WATER SYSTEM - - - - -						4500		
DALHART	0560001	DALLAM		NATL		6800	1.5	
TOTAL POPULATION SERVED BY SOURCE WATER SYSTEM - - - - -						6800		
DALLAS	0570004	DALLAS	NaSiF6	ADJ	01/66	941700		0.8
ADDISON	0570031	DALLAS		CONS		9500		
CARROLLTON	0570034	DALLAS		CONS		55000		
CEDAR HILL	0570036	DALLAS		CONS		21210		
COCKRELL HILL	0570038	DALLAS		CONS		3200		
COPPELL	0570030	DALLAS		CONS		15400		
DESOTO	0570006	DALLAS		CONS		30150		
DUNCANVILLE	0570007	DALLAS		CONS		37500		
FARMERS BRANCH	0570047	DALLAS		CONS		26500		
FLOWER MOUND	0610023	DENTON		CONS		11112		
GRAND PRAIRIE	0570048	DALLAS		CONS		103000		
HUTCHINS	0570012	DALLAS		CONS		2500		
IRVING	0570050	DALLAS		CONS		161000		
LANCASTER	0570013	DALLAS		CONS		19336		
SEAGOVILLE	0570016	DALLAS		CONS		9300		
TOTAL POPULATION SERVED BY SOURCE WATER SYSTEM - - - - -						1446408		
DALLAS CO WCID 6	0570032	DALLAS		NATL		18000	0.8	
TOTAL POPULATION SERVED BY SOURCE WATER SYSTEM - - - - -						18000		
DALLAS NAS	0570150	DALLAS		NATL		850	1.6	
TOTAL POPULATION SERVED BY SOURCE WATER SYSTEM - - - - -						850		

POPULATION SERVED FLUORIDATED DRINKING WATER BY SOURCE SYSTEM,
CONSECUTIVE SYSTEM, AND COUNTY WITHIN STATE (AS OF 12/31/92)

TEXAS

WATER SYSTEMS AND CONSECUTIVE SYSTEMS SERVED	EPA ID NO	COUNTY	CHEM USED	STATUS	FLUOR START DATE	POP SERVED	NATURAL SYSTEMS NAT LEVEL	OPT LEVEL
DALWORTHINGTON GARDENS	2200047	TARRANT		NATL		1700	0.9	
TOTAL POPULATION SERVED BY SOURCE WATER SYSTEM - - - - -						1700		
DEAF SMITH FWSD 1	0590002	DEAF SMITH		NATL		600	1.8	
TOTAL POPULATION SERVED BY SOURCE WATER SYSTEM - - - - -						600		
DELL CITY	1150001	HUDSPETH		NATL		350	0.8	
TOTAL POPULATION SERVED BY SOURCE WATER SYSTEM - - - - -						350		
DENTON	0610002	DENTON	NaSIF6	ADJ	04/64	48063		0.8
CORINTH	0610065	DENTON		CONS		900		
TOTAL POPULATION SERVED BY SOURCE WATER SYSTEM - - - - -						48963		
DENTON WEST MHP	0610053	DENTON		NATL		921	0.8	
TOTAL POPULATION SERVED BY SOURCE WATER SYSTEM - - - - -						921		
DENVER CITY	2510001	YOAKUM		NATL		5139	2.6	
TOTAL POPULATION SERVED BY SOURCE WATER SYSTEM - - - - -						5139		
DESERT WSC	0430032	COLLIN		NATL		800	1.4	
TOTAL POPULATION SERVED BY SOURCE WATER SYSTEM - - - - -						800		
DETROIT	1940003	RED RIVER		NATL		705	3.5	
TOTAL POPULATION SERVED BY SOURCE WATER SYSTEM - - - - -						705		
DIBOLL	0030001	ANGELINA	Acid	ADJ	06/85	5337		0.8
TOTAL POPULATION SERVED BY SOURCE WATER SYSTEM - - - - -						5337		
DICKENS	0630001	DICKENS		NATL		470	1.1	
TOTAL POPULATION SERVED BY SOURCE WATER SYSTEM - - - - -						470		
DIMMITT MWS	0350001	CASTRO		NATL		4800	1.9	
TOTAL POPULATION SERVED BY SOURCE WATER SYSTEM - - - - -						4800		
DODD CITY	0740002	FANNIN		NATL		350	1.4	
TOTAL POPULATION SERVED BY SOURCE WATER SYSTEM - - - - -						350		

POPULATION SERVED FLUORIDATED DRINKING WATER BY SOURCE SYSTEM,
CONSECUTIVE SYSTEM, AND COUNTY WITHIN STATE (AS OF 12/31/92)

TEXAS

WATER SYSTEMS AND CONSECUTIVE SYSTEMS SERVED	EPA ID NO	COUNTY	CHEM USED	STATUS	FLUOR START DATE	POP SERVED	NATURAL SYSTEMS NAT LEVEL	OPT LEVEL
DODSON WW	0440002	COLLINGSWORTH		NATL		185	0.7	
	TOTAL POPULATION SERVED BY SOURCE WATER SYSTEM - - - - -					185		
DOG RIDGE WSC	0140044	BELL		NATL		2250	6.1	
	TOTAL POPULATION SERVED BY SOURCE WATER SYSTEM - - - - -					2250		
DONNA	1080002	HIDALGO		NATL		9950	0.7	
	TOTAL POPULATION SERVED BY SOURCE WATER SYSTEM - - - - -					9950		
DOUGLASSVILLE	0340015	CASS		NATL		255	1.0	
	TOTAL POPULATION SERVED BY SOURCE WATER SYSTEM - - - - -					255		
DOVE MEADOWS MUD	1010387	HARRIS		NATL		1431	0.8	
	TOTAL POPULATION SERVED BY SOURCE WATER SYSTEM - - - - -					1431		
DOWDELL PUD	1010592	HARRIS		NATL		1209	2.1	
	TOTAL POPULATION SERVED BY SOURCE WATER SYSTEM - - - - -					1209		
DRIPPING SPRINGS WSC	1050013	HAYS		NATL		1860	2.4	
	TOTAL POPULATION SERVED BY SOURCE WATER SYSTEM - - - - -					1860		
DRISCOLL	1780012	NUECES		NATL		700	1.0	
	TOTAL POPULATION SERVED BY SOURCE WATER SYSTEM - - - - -					700		
DUCK CREEK WSC	2120011	SMITH		NATL		1311	1.0	
	TOTAL POPULATION SERVED BY SOURCE WATER SYSTEM - - - - -					1311		
DUMAS MUD	1710001	MOORE		NATL		12746	1.2	
	TOTAL POPULATION SERVED BY SOURCE WATER SYSTEM - - - - -					12746		
DUVAL CO CONS & RECLAIM DIST	0660001	DUVAL		NATL		1900	1.1	
	TOTAL POPULATION SERVED BY SOURCE WATER SYSTEM - - - - -					1900		
DYESS AIR FORCE BASE	2210013	TAYLOR	Acid	ADJ	/60	5700		0.8
	TOTAL POPULATION SERVED BY SOURCE WATER SYSTEM - - - - -					5700		
EAGLE LAKE	0450002	COLORADO	Acid	ADJ	12/87	3953		0.8
	TOTAL POPULATION SERVED BY SOURCE WATER SYSTEM - - - - -					3953		

POPULATION SERVED FLUORIDATED DRINKING WATER BY SOURCE SYSTEM,
CONSECUTIVE SYSTEM, AND COUNTY WITHIN STATE (AS OF 12/31/92)

TEXAS

WATER SYSTEMS AND CONSECUTIVE SYSTEMS SERVED	EPA ID NO	COUNTY	CHEM USED	STATUS	FLUOR START DATE	POP SERVED	NATURAL SYSTEMS NAT LEVEL	OPT LEVEL
EAGLE PASS	1620001	MAVERICK			NATL	23469	0.7	
TOTAL POPULATION SERVED BY SOURCE WATER SYSTEM - - - - -						23469		
EARTH	1400002	LAMB			NATL	1229	1.7	
TOTAL POPULATION SERVED BY SOURCE WATER SYSTEM - - - - -						1229		
EAST BELL WSC	0140118	BELL			NATL	2500	2.6	
TOTAL POPULATION SERVED BY SOURCE WATER SYSTEM - - - - -						2500		
EAST CRAWFORD WSC	1550023	MCLENNAN			NATL	696	0.7	
TOTAL POPULATION SERVED BY SOURCE WATER SYSTEM - - - - -						696		
EAST LAMAR WSC	2100006	SHELBY			NATL	738	1.0	
TOTAL POPULATION SERVED BY SOURCE WATER SYSTEM - - - - -						738		
EAST NEWTON WSC	1760004	NEWTON	NaF	ADJ	08/88	408	0.8	
TOTAL POPULATION SERVED BY SOURCE WATER SYSTEM - - - - -						408		
ECTOR	0740007	FANNIN			NATL	700	1.2	
TOTAL POPULATION SERVED BY SOURCE WATER SYSTEM - - - - -						700		
EDCOUCH	1080003	HIDALGO			NATL	4357	0.7	
TOTAL POPULATION SERVED BY SOURCE WATER SYSTEM - - - - -						4357		
EDGEWOOD	2340002	VAN ZANDT	OTHER	ADJ	00/89	1665	0.8	
TOTAL POPULATION SERVED BY SOURCE WATER SYSTEM - - - - -						1665		
EDMONDSON	0950015	HALE			NATL	99	2.0	
TOTAL POPULATION SERVED BY SOURCE WATER SYSTEM - - - - -						99		
EDNA	1200001	JACKSON			NATL	6000	0.9	
TOTAL POPULATION SERVED BY SOURCE WATER SYSTEM - - - - -						6000		
EL INDIO WSC	1620004	MAVERICK			NATL	3057	0.8	
TOTAL POPULATION SERVED BY SOURCE WATER SYSTEM - - - - -						3057		

POPULATION SERVED FLUORIDATED DRINKING WATER BY SOURCE SYSTEM,
CONSECUTIVE SYSTEM, AND COUNTY WITHIN STATE (AS OF 12/31/92)

TEXAS

WATER SYSTEMS AND CONSECUTIVE SYSTEMS SERVED	EPA ID NO	COUNTY	CHEM USED	STATUS	FLUOR START DATE	POP SERVED	NATURAL SYSTEMS NAT LEVEL	OPT LEVEL
EL JARDIN WSC	0310022	HARRIS			NATL	5380	0.7	
TOTAL POPULATION SERVED BY SOURCE WATER SYSTEM - - - - -						5380		
EL OSO WSC	1280007	KARNES			NATL	2979	1.0	
TOTAL POPULATION SERVED BY SOURCE WATER SYSTEM - - - - -						2979		
EL PASO CO WATER AUTH	0710005	EL PASO			NATL	3000	0.9	
TOTAL POPULATION SERVED BY SOURCE WATER SYSTEM - - - - -						3000		
EL PASO WATER UTIL-PSB	0710002	EL PASO			NATL	475000	1.0	
TOTAL POPULATION SERVED BY SOURCE WATER SYSTEM - - - - -						475000		
EL PASO WCID-WESTWAY	0710004	EL PASO			NATL	1800	1.7	
TOTAL POPULATION SERVED BY SOURCE WATER SYSTEM - - - - -						1800		
EL RANCHO CIMA	1050045	HAYS			NATL	4000	0.7	
TOTAL POPULATION SERVED BY SOURCE WATER SYSTEM - - - - -						4000		
ELDORADO	2070001	SCHLEICHER			NATL	1900	2.1	
TOTAL POPULATION SERVED BY SOURCE WATER SYSTEM - - - - -						1900		
ELGIN	0110002	BASTROP	Acid	ADJ	02/88	4800		0.8
TOTAL POPULATION SERVED BY SOURCE WATER SYSTEM - - - - -						4800		
ELK-OAK LAKE WSC	1550025	MCLENNAN			NATL	1377	1.8	
TOTAL POPULATION SERVED BY SOURCE WATER SYSTEM - - - - -						1377		
ELKHART	0010005	ANDERSON	NaF	ADJ	01/86	2196		0.8
TOTAL POPULATION SERVED BY SOURCE WATER SYSTEM - - - - -						2196		
ELLIS CO IMP. & CONS. DIST	0700008	ELLIS	Acid	ADJ	03/84	18000		0.8
TOTAL POPULATION SERVED BY SOURCE WATER SYSTEM - - - - -						18000		
ELMENDORF	0150048	BEXAR			NATL	800	0.7	
TOTAL POPULATION SERVED BY SOURCE WATER SYSTEM - - - - -						800		
ELMONT-FARMINGTON WSC	0910055	GRAYSON			NATL	475	1.5	
TOTAL POPULATION SERVED BY SOURCE WATER SYSTEM - - - - -						475		

POPULATION SERVED FLUORIDATED DRINKING WATER BY SOURCE SYSTEM,
CONSECUTIVE SYSTEM, AND COUNTY WITHIN STATE (AS OF 12/31/92)

TEXAS

WATER SYSTEMS AND CONSECUTIVE SYSTEMS SERVED	EPA ID NO	COUNTY	CHEM USED	STATUS	FLUOR START DATE	POP SERVED	NATURAL SYSTEMS NAT LEVEL	OPT LEVEL
ELSA	1080005	HIDALGO			NATL	5571	0.7	
TOTAL POPULATION SERVED BY SOURCE WATER SYSTEM - - - - -						5571		
ENNIS	0700001	ELLIS	NaF	ADJ	06/67	19500		0.8
EAST GARRETT WSC	0700024	ELLIS		CONS		750		
TOTAL POPULATION SERVED BY SOURCE WATER SYSTEM - - - - -						20250		
EVANT WSC	0500015	CORYELL			NATL	425	1.7	
TOTAL POPULATION SERVED BY SOURCE WATER SYSTEM - - - - -						425		
F.C.I.- FT WORTH	2200232	TARRANT			NATL	1548	0.7	
TOTAL POPULATION SERVED BY SOURCE WATER SYSTEM - - - - -						1548		
FAIRFIELD	0810001	FREESTONE	Acid	ADJ	09/84	3505		0.8
TOTAL POPULATION SERVED BY SOURCE WATER SYSTEM - - - - -						3505		
FALCON RURAL WSC	2140003	STARR			NATL	2440	0.7	
TOTAL POPULATION SERVED BY SOURCE WATER SYSTEM - - - - -						2440		
FALLS CITY	1280004	KARNES			NATL	735	0.9	
TOTAL POPULATION SERVED BY SOURCE WATER SYSTEM - - - - -						735		
FARWELL MWS	1850002	PARMER			NATL	1373	2.2	
TOTAL POPULATION SERVED BY SOURCE WATER SYSTEM - - - - -						1373		
FERRIS	0700002	ELLIS			NATL	2500	3.8	
TOTAL POPULATION SERVED BY SOURCE WATER SYSTEM - - - - -						2500		
FILES VALLEY WSC	1090035	HILL			NATL	1749	1.1	
TOTAL POPULATION SERVED BY SOURCE WATER SYSTEM - - - - -						1749		
FIVE WAY WSC	2100008	SHELBY			NATL	1212	1.2	
TOTAL POPULATION SERVED BY SOURCE WATER SYSTEM - - - - -						1212		
FLO WSC	1450015	LEON	NaF	ADJ	02/85	2868		0.8
TOTAL POPULATION SERVED BY SOURCE WATER SYSTEM - - - - -						2868		

POPULATION SERVED FLUORIDATED DRINKING WATER BY SOURCE SYSTEM,
CONSECUTIVE SYSTEM, AND COUNTY WITHIN STATE (AS OF 12/31/92)

TEXAS

WATER SYSTEMS AND CONSECUTIVE SYSTEMS SERVED	EPA ID NO	COUNTY	CHEM USED	STATUS	FLUOR START DATE	POP SERVED	NATURAL SYSTEMS NAT LEVEL	OPT LEVEL
FLORENCE	2460005	WILLIAMSON			NATL	828	1.1	
TOTAL POPULATION SERVED BY SOURCE WATER SYSTEM - - - - -						828		
FLORESVILLE	2470001	WILSON	NaF	ADJ	05/82	5601		0.8
TOTAL POPULATION SERVED BY SOURCE WATER SYSTEM - - - - -						5601		
FLOYDADA	0770001	FLOYD			NATL	3769	1.4	
TOTAL POPULATION SERVED BY SOURCE WATER SYSTEM - - - - -						3769		
FOLLETT MWS	1480003	LIPSCOMB			NATL	433	1.0	
TOTAL POPULATION SERVED BY SOURCE WATER SYSTEM - - - - -						433		
FORSAN	1140011	HOWARD			NATL	600	0.9	
TOTAL POPULATION SERVED BY SOURCE WATER SYSTEM - - - - -						600		
FORT DAVIS WSC	1220001	JEFF DAVIS			NATL	1200	2.5	
TOTAL POPULATION SERVED BY SOURCE WATER SYSTEM - - - - -						1200		
FORT WORTH	2200012	TARRANT	Acid	ADJ	12/65	477000		0.8
BENBROOK	2200029	TARRANT		CONS		19000		
BURLESON	1260002	JOHNSON		CONS		16800		
CROWLEY	0200034	TARRANT		CONS		6100		
EDGECLIFF VILLAGE	0200048	TARRANT		CONS		3000		
EVERMAN	2200010	TARRANT		CONS		5672		
FOREST HILL	2200011	TARRANT		CONS		11193		
HALTOM CITY	2200014	TARRANT		CONS		32800		
HURST	2200054	TARRANT		CONS		33574		
KELLER	2200996	TARRANT		CONS		11000		
LAKE WORTH	2200060	TARRANT		CONS		4591		
NORTH RICHLAND HILLS	2200063	TARRANT		CONS		68704		
RICHLAND HILLS	2200022	TARRANT		CONS		8978		
RIVER OAKS	2200069	TARRANT		CONS		7000		
SAGINAW	2200023	TARRANT		CONS		8500		
WESTOVER HILLS	2200078	TARRANT		CONS		684		
WHITE SETTLEMENT	2200081	TARRANT		CONS		16000		
TOTAL POPULATION SERVED BY SOURCE WATER SYSTEM - - - - -						730596		
FRANKSTON	0010002	ANDERSON	NaF	ADJ	09/84	1815		0.8
TOTAL POPULATION SERVED BY SOURCE WATER SYSTEM - - - - -						1815		

POPULATION SERVED FLUORIDATED DRINKING WATER BY SOURCE SYSTEM,
CONSECUTIVE SYSTEM, AND COUNTY WITHIN STATE (AS OF 12/31/92)

TEXAS

WATER SYSTEMS AND CONSECUTIVE SYSTEMS SERVED	EPA ID NO	COUNTY	CHEM USED	STATUS	FLUOR START DATE	POP SERVED	NATURAL NAT LEVEL	SYSTEMS OPT LEVEL
FREDERICKSBURG	0860001	GILLESPIE	Acid	ADJ	08/83	11073		0.8
TOTAL POPULATION SERVED BY SOURCE WATER SYSTEM - - - - -						11073		
FREER WCID	0660002	DUVAL		NATL		3270	1.1	
TOTAL POPULATION SERVED BY SOURCE WATER SYSTEM - - - - -						3270		
FRIENDSWOOD	0840002	GALVESTON		NATL		23000	0.7	
TOTAL POPULATION SERVED BY SOURCE WATER SYSTEM - - - - -						23000		
FRIONA MWS	1850003	PARMER		NATL		3809	2.2	
TOTAL POPULATION SERVED BY SOURCE WATER SYSTEM - - - - -						3809		
FROGNOT WSC	0430035	COLLIN		NATL		1000	1.1	
TOTAL POPULATION SERVED BY SOURCE WATER SYSTEM - - - - -						1000		
FROST	1750004	NAVARRO		NATL		570	4.8	
TOTAL POPULATION SERVED BY SOURCE WATER SYSTEM - - - - -						570		
FT BLISS BIGGS ARMY AIRFIELD	0710078	EL PASO		NATL		3000	0.9	
TOTAL POPULATION SERVED BY SOURCE WATER SYSTEM - - - - -						3000		
FT CLARK SPGS MUD	1360003	KINNEY		NATL		2019	0.7	
TOTAL POPULATION SERVED BY SOURCE WATER SYSTEM - - - - -						2019		
FT GATES WSC	0500017	CORYELL		NATL		1775	1.7	
TOTAL POPULATION SERVED BY SOURCE WATER SYSTEM - - - - -						1775		
FT HANCOCK WCID	1150005	HUDSPETH		NATL		800	2.1	
TOTAL POPULATION SERVED BY SOURCE WATER SYSTEM - - - - -						800		
FT SAM HOUSTON	0150116	BEXAR	Acid	ADJ	/60	22582		0.8
TOTAL POPULATION SERVED BY SOURCE WATER SYSTEM - - - - -						22582		
FT STOCKTON	1860001	PECOS		NATL		8524	1.5	
TOTAL POPULATION SERVED BY SOURCE WATER SYSTEM - - - - -						8524		
GALVESTON CO WCID 12	0840031	GALVESTON		NATL		3117	1.1	
TOTAL POPULATION SERVED BY SOURCE WATER SYSTEM - - - - -						3117		

POPULATION SERVED FLUORIDATED DRINKING WATER BY SOURCE SYSTEM,
CONSECUTIVE SYSTEM, AND COUNTY WITHIN STATE (AS OF 12/31/92)

TEXAS

WATER SYSTEMS AND CONSECUTIVE SYSTEMS SERVED	EPA ID NO	COUNTY	CHEM USED	STATUS	FLUOR START DATE	POP SERVED	NATURAL SYSTEMS NAT LEVEL	OPT LEVEL
GALVESTON CO WCID 19	0840028	GALVESTON			NATL	660	1.1	
TOTAL POPULATION SERVED BY SOURCE WATER SYSTEM - - - - -						660		
GALVESTON COUNTY WA	0840069	GALVESTON	NaF	ADJ	06/83	78480		0.7
BAYCLIFF MUD	0840011	GALVESTON		CONS		4764		
BAYVIEW MUD	0840010	GALVESTON		CONS		1353		
GALVESTON CO WCID 1	0840001	GALVESTON		CONS		7500		
LAMARQUE	0840006	GALVESTON		CONS		16000		
TEXAS CITY	0840008	GALVESTON		CONS		37533		
TOTAL POPULATION SERVED BY SOURCE WATER SYSTEM - - - - -						145630		
GANADO	1200002	JACKSON			NATL	2000	1.5	
TOTAL POPULATION SERVED BY SOURCE WATER SYSTEM - - - - -						2000		
GARRISON	1740002	NACOGDOCHES			NATL	1668	1.5	
TOTAL POPULATION SERVED BY SOURCE WATER SYSTEM - - - - -						1668		
GATESVILLE	0500002	CORYELL	Acid	ADJ	08/88	15780		0.8
TOTAL POPULATION SERVED BY SOURCE WATER SYSTEM - - - - -						15780		
GBRA-LULING	0280018	CALDWELL	Acid	ADJ	06/85	5000		0.8
TOTAL POPULATION SERVED BY SOURCE WATER SYSTEM - - - - -						5000		
GBRA-PORT LAVACA	0290005	CALHOUN	Acid	ADJ	04/83	13500		0.8
TOTAL POPULATION SERVED BY SOURCE WATER SYSTEM - - - - -						13500		
GEORGE WEST	1490001	LIVE OAK			NATL	2476	1.4	
TOTAL POPULATION SERVED BY SOURCE WATER SYSTEM - - - - -						2476		
GEORGETOWN	2460001	WILLIAMSON	Acid	ADJ	09/88	19344		0.8
TOTAL POPULATION SERVED BY SOURCE WATER SYSTEM - - - - -						19344		
GHOLSON WSC	1550028	MCLENNAN			NATL	2110	1.1	
TOTAL POPULATION SERVED BY SOURCE WATER SYSTEM - - - - -						2110		
GIDDINGS	0144001	LEE			NATL	5500	0.7	
TOTAL POPULATION SERVED BY SOURCE WATER SYSTEM - - - - -						5500		

POPULATION SERVED FLUORIDATED DRINKING WATER BY SOURCE SYSTEM,
CONSECUTIVE SYSTEM, AND COUNTY WITHIN STATE (AS OF 12/31/92)

TEXAS

WATER SYSTEMS AND CONSECUTIVE SYSTEMS SERVED	EPA ID NO	COUNTY	CHEM USED	STATUS	FLUOR START DATE	POP SERVED	NATURAL SYSTEMS NAT LEVEL	OPT LEVEL
GILL WSC	1020021	HARRISON			NATL	2130	0.8	
TOTAL POPULATION SERVED BY SOURCE WATER SYSTEM - - - - -						2130		
GLENN HEIGHTS	0570085	DALLAS			NATL	5000	1.5	
TOTAL POPULATION SERVED BY SOURCE WATER SYSTEM - - - - -						5000		
GOBER WSC	0740024	FANNIN			NATL	85	1.5	
TOTAL POPULATION SERVED BY SOURCE WATER SYSTEM - - - - -						85		
GOLDEN WSC 1	2500006	WOOD			NATL	2220	1.0	
TOTAL POPULATION SERVED BY SOURCE WATER SYSTEM - - - - -						2220		
GOLDSMITH	0680012	ECTOR			NATL	409	1.2	
TOTAL POPULATION SERVED BY SOURCE WATER SYSTEM - - - - -						409		
GOLDTHWAITE	1670001	MILLS			NATL	1450	0.7	
TOTAL POPULATION SERVED BY SOURCE WATER SYSTEM - - - - -						1450		
GOLIAD	0880001	GOLIAD			NATL	1990	0.7	
TOTAL POPULATION SERVED BY SOURCE WATER SYSTEM - - - - -						1990		
GONZALES	0890001	GONZALES	NaF	ADJ	12/54	9200		0.7
TOTAL POPULATION SERVED BY SOURCE WATER SYSTEM - - - - -						9200		
GOODFELLOW AFB	2260027	TOM GREEN	Acid	ADJ	/60	4250		0.8
TOTAL POPULATION SERVED BY SOURCE WATER SYSTEM - - - - -						4250		
GORFORTH WSC	1050019	HAYS			NATL	3702	2.8	
TOTAL POPULATION SERVED BY SOURCE WATER SYSTEM - - - - -						3702		
GRAHAM	2520001	YOUNG	Acid	ADJ	10/86	9500		0.8
TOTAL POPULATION SERVED BY SOURCE WATER SYSTEM - - - - -						9500		
GRAND SALINE	2340003	VAN ZANDT			NATL	3843	1.0	
TOTAL POPULATION SERVED BY SOURCE WATER SYSTEM - - - - -						3843		

POPULATION SERVED FLUORIDATED DRINKING WATER BY SOURCE SYSTEM,
CONSECUTIVE SYSTEM, AND COUNTY WITHIN STATE (AS OF 12/31/92)

TEXAS

WATER SYSTEMS AND CONSECUTIVE SYSTEMS SERVED	EPA ID NO	COUNTY	CHEM USED	STATUS	FLUOR START DATE	POP SERVED	NATURAL SYSTEMS NAT LEVEL	OPT LEVEL
GRANDFALLS	2380003	WARD			NATL	650	1.9	
TOTAL POPULATION SERVED BY SOURCE WATER SYSTEM - - - - -						650		
GRANGER	2460002	WILLIAMSON			NATL	1190	3.0	
TOTAL POPULATION SERVED BY SOURCE WATER SYSTEM - - - - -						1190		
GRAPELAND	0113002	HOUSTIN	Acid	ADJ	03/88	2670		0.8
TOTAL POPULATION SERVED BY SOURCE WATER SYSTEM - - - - -						2670		
GRAPEVINE	2200013	TARRANT	Acid	ADJ	03/87	29202		0.8
TOTAL POPULATION SERVED BY SOURCE WATER SYSTEM - - - - -						29202		
GREENBELT MIWA	0650013	DONLEY			NATL	16000	0.8	
TOTAL POPULATION SERVED BY SOURCE WATER SYSTEM - - - - -						16000		
GREENVILLE	1160004	HUNT	Acid	ADJ	05/87	24000		0.8
TOTAL POPULATION SERVED BY SOURCE WATER SYSTEM - - - - -						24000		
GROOM MWS	0330001	CARSON			NATL	736	1.0	
TOTAL POPULATION SERVED BY SOURCE WATER SYSTEM - - - - -						736		
GROVES	1230012	JEFFERSON	Acid	ADJ	/79	18015		0.7
TOTAL POPULATION SERVED BY SOURCE WATER SYSTEM - - - - -						18015		
GRUVER MWS	0980004	HANSFORD			NATL	1216	2.1	
TOTAL POPULATION SERVED BY SOURCE WATER SYSTEM - - - - -						1216		
GUADALUPE HTS UTIL CO	1330009	KERR			NATL	600	1.0	
TOTAL POPULATION SERVED BY SOURCE WATER SYSTEM - - - - -						600		
GUNTER	0910012	GRAYSON			NATL	849	0.7	
TOTAL POPULATION SERVED BY SOURCE WATER SYSTEM - - - - -						849		
GUNTER WSC	0910081	GRAYSON			NATL	2325	1.5	
TOTAL POPULATION SERVED BY SOURCE WATER SYSTEM - - - - -						2325		
H & H WSC	1550029	MCLENNAN			NATL	1320	1.5	
TOTAL POPULATION SERVED BY SOURCE WATER SYSTEM - - - - -						1320		

POPULATION SERVED FLUORIDATED DRINKING WATER BY SOURCE SYSTEM,
CONSECUTIVE SYSTEM, AND COUNTY WITHIN STATE (AS OF 12/31/92)

TEXAS

WATER SYSTEMS AND CONSECUTIVE SYSTEMS SERVED	EPA ID NO	COUNTY	CHEM USED	STATUS	FLUOR START DATE	POP SERVED	NATURAL NAT LEVEL	SYSTEMS OPT LEVEL
HALE CENTER	0950002	HALE			NATL	2297	3.0	
TOTAL POPULATION SERVED BY SOURCE WATER SYSTEM - - - - -						2297		
HAMILTON	0970001	HAMILTON	OTHER	ADJ	00/89	3200		0.8
TOTAL POPULATION SERVED BY SOURCE WATER SYSTEM - - - - -						3200		
HAPPY MWS	2190001	SWISHER			NATL	588	2.7	
TOTAL POPULATION SERVED BY SOURCE WATER SYSTEM - - - - -						588		
HARLINGEN	0310002				NATL	0	0.0	
TOTAL POPULATION SERVED BY SOURCE WATER SYSTEM - - - - -						0		
HARRIS CO. UD 5	1010348	HARRIS	Acid	ADJ	07/80	42000		0.7
HARRIS CO MUD # 236	1012204	HARRIS		CONS		3609		
HARRIS CO MUD #93	1011958	HARRIS		CONS		1764		
HARRIS CO UD #10	1012291	HARRIS		CONS		5673		
HARRIS CO. MUD 145	1010907	HARRIS		CONS		8235		
HARRIS CO. MUD 8	1010712	HARRIS		CONS		4471		
HARRIS CO. UD 1	1010723	HARRIS		CONS		4188		
HARRIS CO. UD 2	1010724	HARRIS		CONS		4788		
HARRIS CO. UD 3	1010424	HARRIS		CONS		4650		
HARRIS CO. UD 4	1010725	HARRIS		CONS		3168		
HARRIS CO. UD 8	1010726	HARRIS		CONS		5583		
TOTAL POPULATION SERVED BY SOURCE WATER SYSTEM - - - - -						88129		
HART MWS	0350002	CASTRO			NATL	1008	1.9	
TOTAL POPULATION SERVED BY SOURCE WATER SYSTEM - - - - -						1008		
HAWKINS	2500001	WOODS	OTHER	ADJ	00/89	1950		0.8
TOTAL POPULATION SERVED BY SOURCE WATER SYSTEM - - - - -						1950		
HCO FWSD 1A	1010082	HARRIS			NATL	2160	0.7	
TOTAL POPULATION SERVED BY SOURCE WATER SYSTEM - - - - -						2160		
HCO FWSD 1B HIGHLANDS	1010590	HARRIS			NATL	630	0.8	
TOTAL POPULATION SERVED BY SOURCE WATER SYSTEM - - - - -						630		
HCO FWSD 27	1010261	HARRIS			NATL	1149	0.9	
TOTAL POPULATION SERVED BY SOURCE WATER SYSTEM - - - - -						1149		

POPULATION SERVED FLUORIDATED DRINKING WATER BY SOURCE SYSTEM,
CONSECUTIVE SYSTEM, AND COUNTY WITHIN STATE (AS OF 12/31/92)

TEXAS

WATER SYSTEMS AND CONSECUTIVE SYSTEMS SERVED	EPA ID NO	COUNTY	CHEM USED	STATUS	FLUOR START DATE	POP SERVED	NATURAL SYSTEMS NAT LEVEL	OPT LEVEL
HCO FWSD 47 SHADOW GLEN	1010260	HARRIS			NATL	4242	1.1	
TOTAL POPULATION SERVED BY SOURCE WATER SYSTEM - - - - -						4242		
HCO FWSD 51	1010238	HARRIS			NATL	18387	0.7	
TOTAL POPULATION SERVED BY SOURCE WATER SYSTEM - - - - -						18387		
HCO MUD 13 WOOD MEADOW	1010418	HARRIS			NATL	7689	0.8	
TOTAL POPULATION SERVED BY SOURCE WATER SYSTEM - - - - -						7689		
HCO MUD 24	1010572	HARRIS			NATL	5658	1.7	
TOTAL POPULATION SERVED BY SOURCE WATER SYSTEM - - - - -						5658		
HCO MUD 44	1010718	HARRIS			NATL	2226	0.9	
TOTAL POPULATION SERVED BY SOURCE WATER SYSTEM - - - - -						2226		
HCO MUD 53	1010720	HARRIS			NATL	8871	0.8	
TOTAL POPULATION SERVED BY SOURCE WATER SYSTEM - - - - -						8871		
HCO MUD 55	1010678	HARRIS			NATL	8706	0.7	
TOTAL POPULATION SERVED BY SOURCE WATER SYSTEM - - - - -						8706		
HCO MUD 58	1011704	HARRIS			NATL	1671	0.7	
TOTAL POPULATION SERVED BY SOURCE WATER SYSTEM - - - - -						1671		
HCO MUD 82	1010630	HARRIS			NATL	4326	0.8	
TOTAL POPULATION SERVED BY SOURCE WATER SYSTEM - - - - -						4326		
HCO WCID 108	1010258	HARRIS			NATL	3048	0.7	
TOTAL POPULATION SERVED BY SOURCE WATER SYSTEM - - - - -						3048		
HCO WCID 110	1010482	HARRIS			NATL	2733	0.7	
TOTAL POPULATION SERVED BY SOURCE WATER SYSTEM - - - - -						2733		
HCO WCID 132	1010413	HARRIS			NATL	3057	0.8	
TOTAL POPULATION SERVED BY SOURCE WATER SYSTEM - - - - -						3057		

POPULATION SERVED FLUORIDATED DRINKING WATER BY SOURCE SYSTEM,
CONSECUTIVE SYSTEM, AND COUNTY WITHIN STATE (AS OF 12/31/92)

TEXAS

WATER SYSTEMS AND CONSECUTIVE SYSTEMS SERVED	EPA ID NO	COUNTY	CHEM USED	STATUS	FLUOR START DATE	POP SERVED	NATURAL SYSTEMS NAT LEVEL	OPT LEVEL
HCO WCID 133	1010210	HARRIS			NATL	5262	0.7	
TOTAL POPULATION SERVED BY SOURCE WATER SYSTEM - - - - -						5262		
HCO WCID 21	1010769	HARRIS			NATL	11169	1.5	
TOTAL POPULATION SERVED BY SOURCE WATER SYSTEM - - - - -						11169		
HCO WCID 36	1010239	HARRIS			NATL	10239	0.9	
TOTAL POPULATION SERVED BY SOURCE WATER SYSTEM - - - - -						10239		
HCO WCID 50	1010241	HARRIS			NATL	3831	1.4	
TOTAL POPULATION SERVED BY SOURCE WATER SYSTEM - - - - -						3831		
HCO WCID 84 CHANNELVIEW BEAR	1010113	HARRIS			NATL	2529	0.8	
TOTAL POPULATION SERVED BY SOURCE WATER SYSTEM - - - - -						2529		
HCO WCID 91	1010063	HARRIS			NATL	2970	0.9	
TOTAL POPULATION SERVED BY SOURCE WATER SYSTEM - - - - -						2970		
HEARNE	1980004	ROBERTSON	Acid	ADJ	01/88	5400		0.8
TOTAL POPULATION SERVED BY SOURCE WATER SYSTEM - - - - -						5400		
HEMPHILL	2020001	SABINE	NaF	ADJ	12/84	1929		0.8
TOTAL POPULATION SERVED BY SOURCE WATER SYSTEM - - - - -						1929		
HENRIETTA	0390001	CLAY	Acid	ADJ	09/88	3100		0.8
TOTAL POPULATION SERVED BY SOURCE WATER SYSTEM - - - - -						3100		
HEREFORD MWS	0590001	DEAF SMITH			NATL	15000	3.2	
TOTAL POPULATION SERVED BY SOURCE WATER SYSTEM - - - - -						15000		
HEWITT WC	1550031	MCLENNAN			NATL	10285	1.2	
TOTAL POPULATION SERVED BY SOURCE WATER SYSTEM - - - - -						10285		
HICKORY CREEK WSC	1160062	HUNT			NATL	2000	3.3	
TOTAL POPULATION SERVED BY SOURCE WATER SYSTEM - - - - -						2000		
HIGHLAND VILLAGE	0610080	DENTON			NATL	4900	0.7	
TOTAL POPULATION SERVED BY SOURCE WATER SYSTEM - - - - -						4900		

POPULATION SERVED FLUORIDATED DRINKING WATER BY SOURCE SYSTEM,
CONSECUTIVE SYSTEM, AND COUNTY WITHIN STATE (AS OF 12/31/92)

TEXAS

WATER SYSTEMS AND CONSECUTIVE SYSTEMS SERVED	EPA ID NO	COUNTY	CHEM USED	STATUS	FLUOR START DATE	POP SERVED	NATURAL SYSTEMS NAT LEVEL	OPT LEVEL
HILLCREST VILLAGE	0200028	BRAZORIA			NATL	630	1.1	
TOTAL POPULATION SERVED BY SOURCE WATER SYSTEM - - - - -						630		
HILLSBORO	1090001	HILL			NATL	7772	1.8	
TOTAL POPULATION SERVED BY SOURCE WATER SYSTEM - - - - -						7772		
HILLTOP WSC	1550032	MCLENNAN			NATL	723	1.0	
TOTAL POPULATION SERVED BY SOURCE WATER SYSTEM - - - - -						723		
HITCHCOCK	0840004	GALVESTON			NATL	6800	0.7	
TOTAL POPULATION SERVED BY SOURCE WATER SYSTEM - - - - -						6800		
HOLLAND	0140003	BELL			NATL	950	3.2	
TOTAL POPULATION SERVED BY SOURCE WATER SYSTEM - - - - -						950		
HONEY GROVE	0740003	FANNIN			NATL	2400	1.5	
TOTAL POPULATION SERVED BY SOURCE WATER SYSTEM - - - - -						2400		
HOUSTON	1010013	HARRIS	Acid	ADJ	02/821300000			0.7
BELLAIRE	1010004	HARRIS		CONS	15536			
CLEAR LAKE	1010056	GALVESTON		CONS	45234			
GALVESTON	0840003	GALVESTON		CONS	67000			
PASADENA	1010293	HARRIS		CONS	117000			
TOTAL POPULATION SERVED BY SOURCE WATER SYSTEM - - - - -						1544770		
HOUSTON CO WCID #1	1010159	HOUSTON	Acid	ADJ	11/88	6951		0.8
TOTAL POPULATION SERVED BY SOURCE WATER SYSTEM - - - - -						6951		
HOWE	0910013	GRAYSON			NATL	2400	0.8	
TOTAL POPULATION SERVED BY SOURCE WATER SYSTEM - - - - -						2400		
HUDSPETH CO WCID 1	1150007	HUDSPETH			NATL	600	2.2	
TOTAL POPULATION SERVED BY SOURCE WATER SYSTEM - - - - -						600		
HUNTSVILLE	2360001	WALKER	Acid	ADJ	10/80	27925		0.7
TOTAL POPULATION SERVED BY SOURCE WATER SYSTEM - - - - -						27925		

POPULATION SERVED FLUORIDATED DRINKING WATER BY SOURCE SYSTEM,
CONSECUTIVE SYSTEM, AND COUNTY WITHIN STATE (AS OF 12/31/92)

TEXAS

WATER SYSTEMS AND CONSECUTIVE SYSTEMS SERVED	EPA ID NO	COUNTY	CHEM USED	STATUS	FLUOR START DATE	POP SERVED	NATURAL SYSTEMS NAT LEVEL	OPT LEVEL
HUTTO	2460007	WILLIAMSON		NATL		630	4.0	
	TOTAL POPULATION SERVED BY SOURCE WATER SYSTEM - - - - -					630		
IDALOU	1520001	LUBBOCK		NATL		2338	4.2	
	TOTAL POPULATION SERVED BY SOURCE WATER SYSTEM - - - - -					2338		
IMPALA WOODS WC	1870094	POLK		NATL		828	0.7	
	TOTAL POPULATION SERVED BY SOURCE WATER SYSTEM - - - - -					828		
IMPERIAL WC	1860003	PECOS		NATL		600	1.5	
	TOTAL POPULATION SERVED BY SOURCE WATER SYSTEM - - - - -					600		
INDIAN LAKE	0310008	CAMERON		NATL		600	0.8	
	TOTAL POPULATION SERVED BY SOURCE WATER SYSTEM - - - - -					600		
INGRAM WSC	1330011	KERR		NATL		3246	1.1	
	TOTAL POPULATION SERVED BY SOURCE WATER SYSTEM - - - - -					3246		
INVERNESS FOREST ID	1010172	HARRIS		NATL		2262	0.8	
	TOTAL POPULATION SERVED BY SOURCE WATER SYSTEM - - - - -					2262		
IRAAN	1860002	PECOS		NATL		1317	1.2	
	TOTAL POPULATION SERVED BY SOURCE WATER SYSTEM - - - - -					1317		
ITALY	0700028	ELLIS		NATL		2100	1.9	
	TOTAL POPULATION SERVED BY SOURCE WATER SYSTEM - - - - -					2100		
ITASCA	1090003	HILL		NATL		1523	0.8	
	TOTAL POPULATION SERVED BY SOURCE WATER SYSTEM - - - - -					1523		
J & R WATER SUPPLY	0140067	BELL		NATL		860	5.6	
	TOTAL POPULATION SERVED BY SOURCE WATER SYSTEM - - - - -					860		
JACINTOPORT	1010068	HARRIS		NATL		2500	1.5	
	TOTAL POPULATION SERVED BY SOURCE WATER SYSTEM - - - - -					2500		
JACKSON WSC	2120016	SMITH		NATL		2436	0.9	
	TOTAL POPULATION SERVED BY SOURCE WATER SYSTEM - - - - -					2436		

POPULATION SERVED FLUORIDATED DRINKING WATER BY SOURCE SYSTEM,
CONSECUTIVE SYSTEM, AND COUNTY WITHIN STATE (AS OF 12/31/92)

TEXAS

WATER SYSTEMS AND CONSECUTIVE SYSTEMS SERVED	EPA ID NO	COUNTY	CHEM USED	STATUS	FLUOR START DATE	POP SERVED	NATURAL SYSTEMS NAT LEVEL	OPT LEVEL
JACKSONVILLE	0370002	CHEROKEE	Acid	ADJ	09/87	14100		0.8
TOTAL POPULATION SERVED BY SOURCE WATER SYSTEM - - - - -						14100		
JACOBS WSC	2010017	RUSK		NATL		1236	1.1	
TOTAL POPULATION SERVED BY SOURCE WATER SYSTEM - - - - -						1236		
JARVIS CHRISTIAN COLLEGE	2500011	WOOD		NATL		760	2.0	
TOTAL POPULATION SERVED BY SOURCE WATER SYSTEM - - - - -						760		
JASPER	1210001	JASPER	Acid	ADJ	01/87	10704		0.8
TOTAL POPULATION SERVED BY SOURCE WATER SYSTEM - - - - -						10704		
JASPER COUNTY WCID #1	1210003	JASPER	Acid	ADJ	10/87	2331		0.8
TOTAL POPULATION SERVED BY SOURCE WATER SYSTEM - - - - -						2331		
JEFFERSON	1580001	MARION	NaF	ADJ	09/84	2199		0.8
TOTAL POPULATION SERVED BY SOURCE WATER SYSTEM - - - - -						2199		
JIM HOGG CO WCID 2	1240001	JIM HOGG		NATL		4800	2.3	
TOTAL POPULATION SERVED BY SOURCE WATER SYSTEM - - - - -						4800		
JONAH WSC	2460022	WILLIAMSON		NATL		4674	3.3	
TOTAL POPULATION SERVED BY SOURCE WATER SYSTEM - - - - -						4674		
JONESTOWN WSC	0227011	TRAVIS	NaF	ADJ	12/85	2100		0.8
TOTAL POPULATION SERVED BY SOURCE WATER SYSTEM - - - - -						2100		
KARNES CITY	1280001	KARNES		NATL		3296	1.1	
TOTAL POPULATION SERVED BY SOURCE WATER SYSTEM - - - - -						3296		
KEENE	1260008	JOHNSON		NATL		5014	0.7	
TOTAL POPULATION SERVED BY SOURCE WATER SYSTEM - - - - -						5014		
KELLY AIR FORCE BASE	0150113	BEXAR	NaF	ADJ	/58	21500		0.8
TOTAL POPULATION SERVED BY SOURCE WATER SYSTEM - - - - -						21500		

POPULATION SERVED FLUORIDATED DRINKING WATER BY SOURCE SYSTEM,
CONSECUTIVE SYSTEM, AND COUNTY WITHIN STATE (AS OF 12/31/92)

TEXAS

WATER SYSTEMS AND CONSECUTIVE SYSTEMS SERVED	EPA ID NO	COUNTY	CHEM USED	STATUS	FLUOR START DATE	POP SERVED	NATURAL SYSTEMS NAT LEVEL	OPT LEVEL
KELLYVILLE-BERE WSC	1580003	MARION			NATL	747	1.0	
TOTAL POPULATION SERVED BY SOURCE WATER SYSTEM - - - - -						747		
KENDALL COUNTY WCID 1	1300002	KENDALL			NATL	1758	2.1	
TOTAL POPULATION SERVED BY SOURCE WATER SYSTEM - - - - -						1758		
KENEDY	1280002	KARNES			NATL	4536	0.9	
TOTAL POPULATION SERVED BY SOURCE WATER SYSTEM - - - - -						4536		
KENNARD WSC	1130011	HOUSTON			NATL	540	3.1	
TOTAL POPULATION SERVED BY SOURCE WATER SYSTEM - - - - -						540		
KENNEDALE	2200017	TARRANT			NATL	4163	1.8	
TOTAL POPULATION SERVED BY SOURCE WATER SYSTEM - - - - -						4163		
KENTUCKYTOWN WSC	0910060	GRAYSON			NATL	1450	1.0	
TOTAL POPULATION SERVED BY SOURCE WATER SYSTEM - - - - -						1450		
KERMIT	2480001	WINKLER			NATL	6850	0.8	
TOTAL POPULATION SERVED BY SOURCE WATER SYSTEM - - - - -						6850		
KERRVILLE SOUTH UTIL	1330041	KERR			NATL	2310	1.2	
TOTAL POPULATION SERVED BY SOURCE WATER SYSTEM - - - - -						2310		
KILGORE	0920003	GREGG	Acid	ADJ	09/84	14631		0.8
TOTAL POPULATION SERVED BY SOURCE WATER SYSTEM - - - - -						14631		
KING RANCH-SANTA GERT. DIV	1370012	KLEBERG			NATL	550	0.7	
TOTAL POPULATION SERVED BY SOURCE WATER SYSTEM - - - - -						550		
KINGSVILLE	1370001				NATL	25200	0.0	
TOTAL POPULATION SERVED BY SOURCE WATER SYSTEM - - - - -						25200		
KIRBYVILLE	1210002	JASPER	Acid	ADJ	01/85	2559		0.8
TOTAL POPULATION SERVED BY SOURCE WATER SYSTEM - - - - -						2559		
KIRK MONT MUD	1010439	HARRIS			NATL	2304	0.8	
TOTAL POPULATION SERVED BY SOURCE WATER SYSTEM - - - - -						2304		

POPULATION SERVED FLUORIDATED DRINKING WATER BY SOURCE SYSTEM,
CONSECUTIVE SYSTEM, AND COUNTY WITHIN STATE (AS OF 12/31/92)

TEXAS

WATER SYSTEMS AND CONSECUTIVE SYSTEMS SERVED	EPA ID NO	COUNTY	CHEM USED	STATUS	FLUOR START DATE	POP SERVED	NATURAL SYSTEMS NAT LEVEL	OPT LEVEL
KRESS MWS	2190002	SWISHER			NATL	783	1.9	
TOTAL POPULATION SERVED BY SOURCE WATER SYSTEM - - - - -						783		
KYLE	1050002	HAYS			NATL	2125	3.4	
TOTAL POPULATION SERVED BY SOURCE WATER SYSTEM - - - - -						2125		
LA PORTE	1010018	HARRIS			NATL	23000	1.5	
TOTAL POPULATION SERVED BY SOURCE WATER SYSTEM - - - - -						23000		
LA VILLA	1080023	HIDALGO			NATL	1900	0.9	
TOTAL POPULATION SERVED BY SOURCE WATER SYSTEM - - - - -						1900		
LACEY-LAKEVIEW	1550033	MCLENNAN			NATL	5319	1.2	
TOTAL POPULATION SERVED BY SOURCE WATER SYSTEM - - - - -						5319		
LACKLAND AFB ANNEX	0150275	BEXAR	NaF	ADJ	/58	3200		0.8
TOTAL POPULATION SERVED BY SOURCE WATER SYSTEM - - - - -						3200		
LACKLAND AIR FORCE BASE	0150114	BEXAR	NaF	ADJ	/58	16476		0.8
TOTAL POPULATION SERVED BY SOURCE WATER SYSTEM - - - - -						16476		
LADONIA	0740004	FANNIN			NATL	1100	2.9	
TOTAL POPULATION SERVED BY SOURCE WATER SYSTEM - - - - -						1100		
LAKE CITIES MUA	0610029	DENTON			NATL	7500	2.3	
TOTAL POPULATION SERVED BY SOURCE WATER SYSTEM - - - - -						7500		
LAKE JACKSON	0200006	BRAZORIA	NaF	ADJ	03/61	22000		0.8
TOTAL POPULATION SERVED BY SOURCE WATER SYSTEM - - - - -						22000		
LAKE LBJ MUD	1500015	LLANO	Acid	ADJ	02/85	3988		0.8
TOTAL POPULATION SERVED BY SOURCE WATER SYSTEM - - - - -						3988		
LAKE VISTA UTIL CO	1490017	LIVE OAK			NATL	1100	1.4	
TOTAL POPULATION SERVED BY SOURCE WATER SYSTEM - - - - -						1100		

POPULATION SERVED FLUORIDATED DRINKING WATER BY SOURCE SYSTEM,
CONSECUTIVE SYSTEM, AND COUNTY WITHIN STATE (AS OF 12/31/92)

TEXAS

WATER SYSTEMS AND CONSECUTIVE SYSTEMS SERVED	EPA ID NO	COUNTY	CHEM USED	STATUS	FLUOR START DATE	POP SERVED	NATURAL NAT LEVEL	SYSTEMS OPT LEVEL
LAKESHORE SYSTEM	1090008	HILL			NATL	1290	0.7	
	TOTAL POPULATION SERVED BY SOURCE WATER SYSTEM - - - - -					1290		
LAKESIDE CITY	0050015	ARCHER			NATL	550	1.0	
	TOTAL POPULATION SERVED BY SOURCE WATER SYSTEM - - - - -					550		
LAMESA	0580001	DAWSON			NATL	11790	0.7	
	TOTAL POPULATION SERVED BY SOURCE WATER SYSTEM - - - - -					11790		
LAMPLIGHT VILLAGE WS	2270082	TRAVIS			NATL	2808	1.1	
	TOTAL POPULATION SERVED BY SOURCE WATER SYSTEM - - - - -					2808		
LAREDO WWS	2400001	WEBB			NATL	127544	0.8	
	TOTAL POPULATION SERVED BY SOURCE WATER SYSTEM - - - - -					127544		
LAUGHLIN AIR FORCE BASE	2330006	VAL VERDE	Acid	ADJ	/59	4300		0.8
	TOTAL POPULATION SERVED BY SOURCE WATER SYSTEM - - - - -					4300		
LEBANON WSC	0430038	COLLIN			NATL	534	1.6	
	TOTAL POPULATION SERVED BY SOURCE WATER SYSTEM - - - - -					534		
LEONARD	0740005	FANNIN			NATL	1509	1.4	
	TOTAL POPULATION SERVED BY SOURCE WATER SYSTEM - - - - -					1509		
LEROY-TOURS-GERALD WSC	1550027	MCLENNAN			NATL	1240	1.6	
	TOTAL POPULATION SERVED BY SOURCE WATER SYSTEM - - - - -					1240		
LEVELLAND	1100002	HOCKLEY			NATL	13931	0.7	
	TOTAL POPULATION SERVED BY SOURCE WATER SYSTEM - - - - -					13931		
LEVI WSC	1550035	MCLENNAN			NATL	1130	2.5	
	TOTAL POPULATION SERVED BY SOURCE WATER SYSTEM - - - - -					1130		
LEWISVILLE	0610004	DENTON	Acid	ADJ	10/84	40000		0.8
	TOTAL POPULATION SERVED BY SOURCE WATER SYSTEM - - - - -					40000		
LEXINGTON	1440002	LEE	OTHER	ADJ	00/89	1300		0.8
	TOTAL POPULATION SERVED BY SOURCE WATER SYSTEM - - - - -					1300		

POPULATION SERVED FLUORIDATED DRINKING WATER BY SOURCE SYSTEM,
CONSECUTIVE SYSTEM, AND COUNTY WITHIN STATE (AS OF 12/31/92)

TEXAS

WATER SYSTEMS AND CONSECUTIVE SYSTEMS SERVED	EPA ID NO	COUNTY	CHEM USED	STATUS	FLUOR START DATE	POP SERVED	NATURAL SYSTEMS NAT LEVEL	OPT LEVEL
LIBERTY HILL WSC	2460013	WILLIAMSON			NATL	1191	0.7	
TOTAL POPULATION SERVED BY SOURCE WATER SYSTEM - - - - -						1191		
LILLY GROVE WSC	1740014	NACOGDOCHES			NATL	1770	0.7	
TOTAL POPULATION SERVED BY SOURCE WATER SYSTEM - - - - -						1770		
LINDALE	2120002	SMITH	OTHER	ADJ	00/89	2248		0.8
TOTAL POPULATION SERVED BY SOURCE WATER SYSTEM - - - - -						2248		
LINDEN	0340004	CASS			NATL	3276	0.7	
TOTAL POPULATION SERVED BY SOURCE WATER SYSTEM - - - - -						3276		
LITTLE ELM EAST	0610035	DENTON			NATL	1548	1.4	
TOTAL POPULATION SERVED BY SOURCE WATER SYSTEM - - - - -						1548		
LITTLE ELM VALLEY WSC	0140025	BELL			NATL	935	1.9	
TOTAL POPULATION SERVED BY SOURCE WATER SYSTEM - - - - -						935		
LITTLEFIELD	1400003	LAMB			NATL	6500	1.9	
TOTAL POPULATION SERVED BY SOURCE WATER SYSTEM - - - - -						6500		
LIVINGSTON REG WS (TRA)	1870129	POLK	Acid	ADJ	03/84	26		0.8
TOTAL POPULATION SERVED BY SOURCE WATER SYSTEM - - - - -						26		
LLANO	1500001	LLANO	Acid	ADJ	05/81	3071		0.8
TOTAL POPULATION SERVED BY SOURCE WATER SYSTEM - - - - -						3071		
LLANO GRANDE MHP	1080034	HIDALGO			NATL	1300	1.1	
TOTAL POPULATION SERVED BY SOURCE WATER SYSTEM - - - - -						1300		
LOCKETT-RR	2440008	WILBARGER			NATL	900	0.7	
TOTAL POPULATION SERVED BY SOURCE WATER SYSTEM - - - - -						900		
LOCKHART	0280001	CALDWELL	NaF	ADJ	09/77	10200		0.8
TOTAL POPULATION SERVED BY SOURCE WATER SYSTEM - - - - -						10200		

POPULATION SERVED FLUORIDATED DRINKING WATER BY SOURCE SYSTEM,
CONSECUTIVE SYSTEM, AND COUNTY WITHIN STATE (AS OF 12/31/92)

TEXAS

WATER SYSTEMS AND CONSECUTIVE SYSTEMS SERVED	EPA ID NO	COUNTY	CHEM USED	STATUS	FLUOR START DATE	POP SERVED	NATURAL SYSTEMS NAT LEVEL	OPT LEVEL
LOMETA	1410002	LAMPASAS		NATL		670	1.0	
TOTAL POPULATION SERVED BY SOURCE WATER SYSTEM - - - - -						670		
LONE STAR STEEL-MAIN PLANT	1720002	MORRIS		NATL		10000	0.9	
TOTAL POPULATION SERVED BY SOURCE WATER SYSTEM - - - - -						10000		
LONGVIEW	0920004	GREGG	Acid	ADJ	04/70	72657		0.8
TOTAL POPULATION SERVED BY SOURCE WATER SYSTEM - - - - -						72657		
LOOP WSC (FHA)	0830011	GAINES		NATL		500	5.3	
TOTAL POPULATION SERVED BY SOURCE WATER SYSTEM - - - - -						500		
LORAINÉ	1680002	MITCHELL		NATL		731	1.7	
TOTAL POPULATION SERVED BY SOURCE WATER SYSTEM - - - - -						731		
LORENA WC	1550036	MCLENNAN		NATL		1530	1.5	
TOTAL POPULATION SERVED BY SOURCE WATER SYSTEM - - - - -						1530		
LORENZO	0540002	CROSBY		NATL		1396	2.5	
TOTAL POPULATION SERVED BY SOURCE WATER SYSTEM - - - - -						1396		
LOTT	0730001	FALLS		NATL		1020	2.3	
TOTAL POPULATION SERVED BY SOURCE WATER SYSTEM - - - - -						1020		
LUBBOCK	1520002	LUBBOCK		NATL		186200	0.9	
YELLOWHOUSE CANYON WCID	1520017	LUBBOCK		CONS		600		
TOTAL POPULATION SERVED BY SOURCE WATER SYSTEM - - - - -						186800		
LUBBOCK CHRISTIAN UNIVERSITY	1520017	LUBBOCK		NATL		1000	4.4	
TOTAL POPULATION SERVED BY SOURCE WATER SYSTEM - - - - -						1000		
LUBBOCK CO WCID 1	1520006	LUBBOCK		NATL		387	2.4	
TOTAL POPULATION SERVED BY SOURCE WATER SYSTEM - - - - -						387		
LUÉLLA WSC	0910032	GRAYSON		NATL		1650	0.9	
TOTAL POPULATION SERVED BY SOURCE WATER SYSTEM - - - - -						1650		

POPULATION SERVED FLUORIDATED DRINKING WATER BY SOURCE SYSTEM,
CONSECUTIVE SYSTEM, AND COUNTY WITHIN STATE (AS OF 12/31/92)

TEXAS

WATER SYSTEMS AND CONSECUTIVE SYSTEMS SERVED	EPA ID NO	COUNTY	CHEM USED	STATUS	FLUOR START DATE	POP SERVED	NATURAL NAT LEVEL	SYSTEMS OPT LEVEL
LUFKIN	0030004	ANGELINA	Acid	ADJ	/73	28500		0.8
TOTAL POPULATION SERVED BY SOURCE WATER SYSTEM - - - - -						28500		
LUMBERTON MUNICIPAL UTILITY	1000035	HARDIN	Acid	ADJ	09/88	12297		0.8
TOTAL POPULATION SERVED BY SOURCE WATER SYSTEM - - - - -						12297		
LUNAR LAKE WS	2200208	TARRANT		NATL		690	0.8	
TOTAL POPULATION SERVED BY SOURCE WATER SYSTEM - - - - -						690		
LYFORD	2450003	WILLACY		NATL		1900	0.7	
TOTAL POPULATION SERVED BY SOURCE WATER SYSTEM - - - - -						1900		
LYTLE	0070004	ATASCOSA		NATL		2655	2.3	
TOTAL POPULATION SERVED BY SOURCE WATER SYSTEM - - - - -						2655		
MACBEE WSC	2340012	VAN ZANDT	Acid	ADJ	10/82	4410		0.8
TOTAL POPULATION SERVED BY SOURCE WATER SYSTEM - - - - -						4410		
MADISONVILLE	1570001	MADISON	NaF	ADJ	09/88	3559		0.8
TOTAL POPULATION SERVED BY SOURCE WATER SYSTEM - - - - -						3559		
MANOR	2270002	TRAVIS		NATL		1041	2.1	
TOTAL POPULATION SERVED BY SOURCE WATER SYSTEM - - - - -						1041		
MANVILLE WSC	2270033	TRAVIS		NATL		7410	1.1	
TOTAL POPULATION SERVED BY SOURCE WATER SYSTEM - - - - -						7410		
MAPLE WSC	0090011	BAILEY		NATL		220	2.0	
TOTAL POPULATION SERVED BY SOURCE WATER SYSTEM - - - - -						220		
MARBLE FALLS	0270026	BURNET	Acid	ADJ	/81	5034		0.8
TOTAL POPULATION SERVED BY SOURCE WATER SYSTEM - - - - -						5034		
MARFA	1890001	PRESIDIO		NATL		2221	2.6	
TOTAL POPULATION SERVED BY SOURCE WATER SYSTEM - - - - -						2221		
MARQUEZ	1450009	LEON		NATL		270	0.9	
TOTAL POPULATION SERVED BY SOURCE WATER SYSTEM - - - - -						270		

POPULATION SERVED FLUORIDATED DRINKING WATER BY SOURCE SYSTEM,
CONSECUTIVE SYSTEM, AND COUNTY WITHIN STATE (AS OF 12/31/92)

TEXAS

WATER SYSTEMS AND CONSECUTIVE SYSTEMS SERVED	EPA ID NO	COUNTY	CHEM USED	STATUS	FLUOR START DATE	POP SERVED	NATURAL SYSTEMS NAT LEVEL	OPT LEVEL
MARSHALL LEIGH WSC	1020002 1020022	HARRISON HARRISON	Acid	ADJ CONS	04/46	23682 3519		0.8
TOTAL POPULATION SERVED BY SOURCE WATER SYSTEM - - - - -						27201		
MATADOR	1730001	MOTLEY		NATL		1019	1.4	
TOTAL POPULATION SERVED BY SOURCE WATER SYSTEM - - - - -						1019		
MATAGORDA CO WCID 6-VAN VLECK	1610007	MATAGORDA		NATL		1170	0.7	
TOTAL POPULATION SERVED BY SOURCE WATER SYSTEM - - - - -						1170		
MATAGORDA WSC	1610013	MATAGORDA		NATL		846	1.7	
TOTAL POPULATION SERVED BY SOURCE WATER SYSTEM - - - - -						846		
MAYPEARL	0700004	ELLIS		NATL		750	1.2	
TOTAL POPULATION SERVED BY SOURCE WATER SYSTEM - - - - -						750		
MCALLEN	1080006	HIDALGO		NATL		95962	0.7	
TOTAL POPULATION SERVED BY SOURCE WATER SYSTEM - - - - -						95962		
MCCAMEY	2310001	UPTON		NATL		2486	1.2	
TOTAL POPULATION SERVED BY SOURCE WATER SYSTEM - - - - -						2486		
MCCOY WSC	0070023	ATASCOSA		NATL		2625	0.7	
TOTAL POPULATION SERVED BY SOURCE WATER SYSTEM - - - - -						2625		
MEADOW	2230002	TERRY		NATL		587	4.7	
TOTAL POPULATION SERVED BY SOURCE WATER SYSTEM - - - - -						587		
MEDINA WSC	0100013	BANDERA		NATL		456	2.4	
TOTAL POPULATION SERVED BY SOURCE WATER SYSTEM - - - - -						456		
MELISSA	0430040	COLLIN		NATL		604	1.5	
TOTAL POPULATION SERVED BY SOURCE WATER SYSTEM - - - - -						604		
MEMORIAL POINT UD	1870030	POLK		NATL		942	0.7	
TOTAL POPULATION SERVED BY SOURCE WATER SYSTEM - - - - -						942		

POPULATION SERVED FLUORIDATED DRINKING WATER BY SOURCE SYSTEM,
CONSECUTIVE SYSTEM, AND COUNTY WITHIN STATE (AS OF 12/31/92)

TEXAS

WATER SYSTEMS AND CONSECUTIVE SYSTEMS SERVED	EPA ID NO	COUNTY	CHEM USED	STATUS	FLUOR START DATE	POP SERVED	NATURAL SYSTEMS NAT LEVEL	OPT LEVEL
MEMORIAL VILLAGES WA	1010148	HARRIS			NATL	11781	0.9	
TOTAL POPULATION SERVED BY SOURCE WATER SYSTEM - - - - -						11781		
MERCEDES	1080007	HIDALGO			NATL	12539	1.1	
TOTAL POPULATION SERVED BY SOURCE WATER SYSTEM - - - - -						12539		
MIDLAND	1650001				NATL	89443	1.8	
TOTAL POPULATION SERVED BY SOURCE WATER SYSTEM - - - - -						89443		
MIDLAND REGIONAL AIR TERMINAL	1650002	MIDLAND			NATL	3400	0.9	
TOTAL POPULATION SERVED BY SOURCE WATER SYSTEM - - - - -						3400		
MIDLOTHIAN	0700005	ELLIS			NATL	4000	1.3	
TOTAL POPULATION SERVED BY SOURCE WATER SYSTEM - - - - -						4000		
MILANO WSC	1660009	MILAM			NATL	2514	0.7	
TOTAL POPULATION SERVED BY SOURCE WATER SYSTEM - - - - -						2514		
MILES	2000002	RUNNELS			NATL	792	1.8	
TOTAL POPULATION SERVED BY SOURCE WATER SYSTEM - - - - -						792		
MILFORD	0700006	ELLIS			NATL	900	1.8	
TOTAL POPULATION SERVED BY SOURCE WATER SYSTEM - - - - -						900		
MILITARY HIGHWAY WSC	1080067	HIDALGO			NATL	28278	0.9	
TOTAL POPULATION SERVED BY SOURCE WATER SYSTEM - - - - -						28278		
MILLER GROVE WSC	1120016	HOPKINS			NATL	1146	2.4	
TOTAL POPULATION SERVED BY SOURCE WATER SYSTEM - - - - -						1146		
MILLERSVIEW-DOOLE WSC	0480015	CONCHO			NATL	3000	2.2	
TOTAL POPULATION SERVED BY SOURCE WATER SYSTEM - - - - -						3000		
MINDEN-BRACHFIELD WSC	2010005	RUSK	NaF	ADJ	04/86	1386		0.8
TOTAL POPULATION SERVED BY SOURCE WATER SYSTEM - - - - -						1386		

POPULATION SERVED FLUORIDATED DRINKING WATER BY SOURCE SYSTEM,
CONSECUTIVE SYSTEM, AND COUNTY WITHIN STATE (AS OF 12/31/92)

TEXAS

WATER SYSTEMS AND CONSECUTIVE SYSTEMS SERVED	EPA ID NO	COUNTY	CHEM USED	STATUS	FLUOR START DATE	POP SERVED	NATURAL SYSTEMS NAT LEVEL	OPT LEVEL
MISSION	1080008	HIDALGO			NATL	29901	0.7	
TOTAL POPULATION SERVED BY SOURCE WATER SYSTEM - - - - -						29901		
MITCHELL CO UTIL CO	1680004	MITCHELL			NATL	1700	0.8	
TOTAL POPULATION SERVED BY SOURCE WATER SYSTEM - - - - -						1700		
MOFFAT WSC	0140028	BELL			NATL	2256	1.6	
TOTAL POPULATION SERVED BY SOURCE WATER SYSTEM - - - - -						2256		
MONAHANS	2380001	WARD			NATL	8044	2.0	
TOTAL POPULATION SERVED BY SOURCE WATER SYSTEM - - - - -						8044		
MONT BELVIEU	0360017	CHAMBERS			NATL	2151	1.9	
TOTAL POPULATION SERVED BY SOURCE WATER SYSTEM - - - - -						2151		
MONTE ALTO W&S	1080069	HIDALGO			NATL	1557	0.8	
TOTAL POPULATION SERVED BY SOURCE WATER SYSTEM - - - - -						1557		
MONTGOMERY CO MUD 36	1700139	MONTGOMERY			NATL	4476	0.7	
TOTAL POPULATION SERVED BY SOURCE WATER SYSTEM - - - - -						4476		
MONTGOMERY CO MUD 6	1700090	MONTGOMERY			NATL	4635	0.7	
TOTAL POPULATION SERVED BY SOURCE WATER SYSTEM - - - - -						4635		
MONTGOMERY CO MUD 7	1700169	MONTGOMERY			NATL	6405	0.7	
TOTAL POPULATION SERVED BY SOURCE WATER SYSTEM - - - - -						6405		
MORTON PWS	0400001	COCHRAN			NATL	2550	4.2	
TOTAL POPULATION SERVED BY SOURCE WATER SYSTEM - - - - -						2550		
MOUNTAIN PEAK WSC	0700042	ELLIS			NATL	3300	1.4	
TOTAL POPULATION SERVED BY SOURCE WATER SYSTEM - - - - -						3300		
MOUNTAIN WSC	0500020	CORYELL			NATL	1035	1.7	
TOTAL POPULATION SERVED BY SOURCE WATER SYSTEM - - - - -						1035		
MURCHISON	0072087	HENDERSON	Acid	ADJ	08/88	585		0.8
TOTAL POPULATION SERVED BY SOURCE WATER SYSTEM - - - - -						585		

POPULATION SERVED FLUORIDATED DRINKING WATER BY SOURCE SYSTEM,
CONSECUTIVE SYSTEM, AND COUNTY WITHIN STATE (AS OF 12/31/92)

TEXAS

WATER SYSTEMS AND CONSECUTIVE SYSTEMS SERVED	EPA ID NO	COUNTY	CHEM USED	STATUS	FLUOR START DATE	POP SERVED	NATURAL SYSTEMS NAT LEVEL	OPT LEVEL
NACOGDOCHES	1740003	NACOGDOCHES	Acid	ADJ	05/84	42357		0.8
TOTAL POPULATION SERVED BY SOURCE WATER SYSTEM - - - - -						42357		
NASH FORRESTON WSC	0700025	ELLIS		NATL		1056	2.1	
TOTAL POPULATION SERVED BY SOURCE WATER SYSTEM - - - - -						1056		
NAVASOTA	0930001	GRIMES		NATL		6006	0.7	
TOTAL POPULATION SERVED BY SOURCE WATER SYSTEM - - - - -						6006		
NEDERLAND	1230006	JEFFERSON	Acid	ADJ	01/67	18012		0.7
TOTAL POPULATION SERVED BY SOURCE WATER SYSTEM - - - - -						18012		
NEW BRAUNFELS UTIL	0460001	COMAL	Acid	ADJ	02/83	31623		0.7
TOTAL POPULATION SERVED BY SOURCE WATER SYSTEM - - - - -						31623		
NEW DEAL	1520015	LUBBOCK		NATL		521	2.4	
TOTAL POPULATION SERVED BY SOURCE WATER SYSTEM - - - - -						521		
NEW SUMMERFIELD WSC	0370028	CHEROKEE		NATL		780	1.5	
TOTAL POPULATION SERVED BY SOURCE WATER SYSTEM - - - - -						780		
NEWTON	1760001	NETWON	Acid	ADJ	05/85	2538		0.8
TOTAL POPULATION SERVED BY SOURCE WATER SYSTEM - - - - -						2538		
NIXON	0890002	GONZALES	Acid	ADJ	12/86	2200		0.8
TOTAL POPULATION SERVED BY SOURCE WATER SYSTEM - - - - -						2200		
NORTH CENTRAL TEXAS MWA	1380009	KNOX	Acid	ADJ	01/81	12000		0.8
ASPERMONT	2170001	HASKELL		CONS		1357		
GOREE	1380001	HASKELL		CONS		424		
HASKELL	1040001	HASKELL		CONS		3340		
KNOX CITY	1380002	KNOX		CONS		1422		
MUNDAY	1380003	KNOX		CONS		1586		
O'BRIEN	1040005	HASKELL		CONS		152		
ROCHESTER	1040002	HASKELL		CONS		485		
RULE	1040003	HASKELL		CONS		783		
TOTAL POPULATION SERVED BY SOURCE WATER SYSTEM - - - - -						21549		

POPULATION SERVED FLUORIDATED DRINKING WATER BY SOURCE SYSTEM,
CONSECUTIVE SYSTEM, AND COUNTY WITHIN STATE (AS OF 12/31/92)

TEXAS

WATER SYSTEMS AND CONSECUTIVE SYSTEMS SERVED	EPA ID NO	COUNTY	CHEM USED	STATUS	FLUOR START DATE	POP SERVED	NATURAL NAT LEVEL	SYSTEMS OPT LEVEL
NORTH HUNT WSC	1160039	HUNT		NATL		2100	2.9	
TOTAL POPULATION SERVED BY SOURCE WATER SYSTEM - - - - -						2100		
NORTH MILAM WSC	1660011	MILAM		NATL		1180	1.1	
TOTAL POPULATION SERVED BY SOURCE WATER SYSTEM - - - - -						1180		
NORTH PARK PROPERTIES	1460092	HARRIS		NATL		186	0.8	
TOTAL POPULATION SERVED BY SOURCE WATER SYSTEM - - - - -						186		
NORTH TEXAS MWD	0430044	COLLIN	Acid	ADJ	05/82	17244		0.8
ALLEN	0430025	COLLIN		CONS		12750		
BECKER-JIBA WSC	1290011	KAUFMAN		CONS		1800		
BHP WSC	1160015	HUNT		CONS		2190		
BLACKLAND WSC	1990004	ROCKWALL		CONS		2328		
COPEVILLE WSC	0430029	COLLIN		CONS		1600		
CRANDALL	1290007	KAUFMAN		CONS		2090		
CULLEOKA WSC	0430030	COLLIN		CONS		3200		
DALLAS CO FWSO #15	0570033	DALLAS		CONS		159		
DANVILLE WSC	0430031	COLLIN		CONS		2100		
EAST FORK WSC	0430033	COLLIN		CONS		2934		
FAIRVIEW	0430034	COLLIN		CONS		1652		
FARMERSVILLE	0430004	COLLIN		CONS		4048		
FATE	1990006	ROCKWALL		CONS		300		
FORNEY	1290002	KAUFMAN		CONS		4410		
GARLAND	0570010	DALLAS		CONS		171500		
GASTONIA-SCURRY WSC	1290015	KAUFMAN		CONS		3579		
HIGHPOINT WSC	1290016	KAUFMAN		CONS		2100		
HOPEWELL WSC	1160029	HUNT		CONS		4983		
KAUFMAN	1290003	KAUFMAN		CONS		5238		
KINGS CREEK WSC	1290027	KAUFMAN		CONS		711		
LAVON WSC	0430037	COLLIN		CONS		1389		
LUCAS WSC	0430054	COLLIN		CONS		2400		
MARKOUT WSC	1290019	KAUFMAN		CONS		900		
MCKINNEY	0430039	COLLIN		CONS		19050		
MESQUITE	0570014	DALLAS		CONS		93000		
MILLIGAN WSC	0430041	COLLIN		CONS		1400		
MT ZION WSC	1990010	ROCKWALL		CONS		1560		
MURPHY	0430042	COLLIN		CONS		1700		
NEVADA WSC	0430053	COLLIN		CONS		700		
NORTH COLLIN WSC	0430055	COLLIN		CONS		4000		
NORTH FARMERSVILLE WSC	0430043	COLLIN		CONS		330		
NORTH KAUFMAN WSC	1270021	KAUFMAN		CONS		600		
PLANO	0430007	COLLIN		CONS		127000		
PRINCETON	0430008	COLLIN		CONS		3408		
PROSPER	0430009	COLLIN		CONS		976		
RICHARDSON	0570015	DALLAS		CONS		77800		

POPULATION SERVED FLUORIDATED DRINKING WATER BY SOURCE SYSTEM,
CONSECUTIVE SYSTEM, AND COUNTY WITHIN STATE (AS OF 12/31/92)

TEXAS

WATER SYSTEMS AND CONSECUTIVE SYSTEMS SERVED	EPA ID NO	COUNTY	CHEM USED	STATUS	FLUOR START DATE	POP SERVED	NATURAL SYSTEMS NAT LEVEL	OPT LEVEL
ROCKWALL	1990001	ROCKWALL		CONS		11100		
ROWLETT	0570056	DALLAS		CONS		15200		
ROYSE CITY	1990002	COLLIN / ROCKWALL		CONS		2200		
SACHSE	0570057	DALLAS		CONS		5200		
SEIS LAGOS MUD	0430057	COLLIN		CONS		498		
SUNNYVALE	0570059	DALLAS		CONS		1800		
TALTY WSC	1290025	KAUFMAN		CONS		600		
WYLIE	0430011	COLLINS		CONS		9200		
WYLIE NE	0430051	COLLINS		CONS		1605		
TOTAL POPULATION SERVED BY SOURCE WATER SYSTEM - - - - -						630532		
NORTHAMPTON MUD	1010337	HARRIS		NATL		3063	1.5	
TOTAL POPULATION SERVED BY SOURCE WATER SYSTEM - - - - -						3063		
NORTHEAST TEXAS NWD	1580065	MARION	Acid	ADJ	01/85	10077		0.8
DAINGERFIELD	1720001	MORRIS		CONS		3075		
TOTAL POPULATION SERVED BY SOURCE WATER SYSTEM - - - - -						13152		
NORTHWEST WS	1700013	HARRIS	Acid	ADJ	07/82	1758		0.7
TOTAL POPULATION SERVED BY SOURCE WATER SYSTEM - - - - -						1758		
NUECES CO WCID #3	1780005	NUECES	Acid	ADJ	10/82	13400		0.7
TOTAL POPULATION SERVED BY SOURCE WATER SYSTEM - - - - -						13400		
NUECES CO WCID 5	1780010	NUECES		NATL		700	1.1	
TOTAL POPULATION SERVED BY SOURCE WATER SYSTEM - - - - -						700		
O'DONNELL	1530001	LYNN		NATL		1114	0.7	
TOTAL POPULATION SERVED BY SOURCE WATER SYSTEM - - - - -						1114		
OAK VILLAGE NORTH	0460037	COMAL		NATL		540	1.1	
TOTAL POPULATION SERVED BY SOURCE WATER SYSTEM - - - - -						540		
ODESSA	0680002	ECTOR		NATL		100108	1.0	
TOTAL POPULATION SERVED BY SOURCE WATER SYSTEM - - - - -						100108		
OGLESBY	0500003	CORYELL		NATL		500	1.8	
TOTAL POPULATION SERVED BY SOURCE WATER SYSTEM - - - - -						500		

POPULATION SERVED FLUORIDATED DRINKING WATER BY SOURCE SYSTEM,
CONSECUTIVE SYSTEM, AND COUNTY WITHIN STATE (AS OF 12/31/92)

TEXAS

WATER SYSTEMS AND CONSECUTIVE SYSTEMS SERVED	EPA ID NO	COUNTY	CHEM USED	STATUS	FLUOR START DATE	POP SERVED	NATURAL SYSTEMS NAT LEVEL	OPT LEVEL
OLNEY	2520003	YOUNG	OTHER	ADJ	00/89	3519		0.8
TOTAL POPULATION SERVED BY SOURCE WATER SYSTEM - - - - -						3519		
OLTON	1400004	LAMB		NATL		2235	2.3	
TOTAL POPULATION SERVED BY SOURCE WATER SYSTEM - - - - -						2235		
ONALASKA WSC	1870009	POLK		NATL		3045	1.0	
TOTAL POPULATION SERVED BY SOURCE WATER SYSTEM - - - - -						3045		
OVILLA	0700067	ELLIS		NATL		1413	1.7	
TOTAL POPULATION SERVED BY SOURCE WATER SYSTEM - - - - -						1413		
OVILLA COMMUNITY SYSTEM	0700050	ELLIS		NATL		468	1.4	
TOTAL POPULATION SERVED BY SOURCE WATER SYSTEM - - - - -						468		
PADRE ISLAND NATL SEASHORE	1370002	KLEBERG		NATL		1000	0.8	
TOTAL POPULATION SERVED BY SOURCE WATER SYSTEM - - - - -						1000		
PALACIOS	1610004	MATAGORDA		NATL		4418	0.8	
TOTAL POPULATION SERVED BY SOURCE WATER SYSTEM - - - - -						4418		
PALM PARK WC	0150082	BEXAR		NATL		800	0.8	
TOTAL POPULATION SERVED BY SOURCE WATER SYSTEM - - - - -						800		
PALMER	0700007	ELLIS		NATL		1650	4.1	
TOTAL POPULATION SERVED BY SOURCE WATER SYSTEM - - - - -						1650		
PAMPA MWS	0900003	GRAY		NATL		22000	0.7	
TOTAL POPULATION SERVED BY SOURCE WATER SYSTEM - - - - -						22000		
PANTEGO	2200066	TARRANT		NATL		2650	1.7	
TOTAL POPULATION SERVED BY SOURCE WATER SYSTEM - - - - -						2650		
PARIS	1390002	LAMAR	NaF	ADJ	10/52	24699		0.8
LAMAR COUNTY WSC	1390015	LAMAR		CONS		15000		
TOTAL POPULATION SERVED BY SOURCE WATER SYSTEM - - - - -						39699		

POPULATION SERVED FLUORIDATED DRINKING WATER BY SOURCE SYSTEM,
CONSECUTIVE SYSTEM, AND COUNTY WITHIN STATE (AS OF 12/31/92)

TEXAS

WATER SYSTEMS AND CONSECUTIVE SYSTEMS SERVED	EPA ID NO	COUNTY	CHEM USED	STATUS	FLUOR START DATE	POP SERVED	NATURAL SYSTEMS NAT LEVEL	OPT LEVEL
PARK TEN MUD	1010749	HARRIS			NATL	2832	0.7	
TOTAL POPULATION SERVED BY SOURCE WATER SYSTEM - - - - -						2832		
PAXTON WSC	2100012	SHELBY			NATL	540	1.8	
TOTAL POPULATION SERVED BY SOURCE WATER SYSTEM - - - - -						540		
PEARLAND	0200008	BRAZORIA			NATL	19000	0.9	
TOTAL POPULATION SERVED BY SOURCE WATER SYSTEM - - - - -						19000		
PECOS	1950001	REEVES			NATL	12855	2.5	
TOTAL POPULATION SERVED BY SOURCE WATER SYSTEM - - - - -						12855		
PELICAN BAY UTIL CO	2200164	TARRANT			NATL	1362	1.3	
TOTAL POPULATION SERVED BY SOURCE WATER SYSTEM - - - - -						1362		
PENINSULA	0040020	ARANSAS			NATL	680	1.4	
TOTAL POPULATION SERVED BY SOURCE WATER SYSTEM - - - - -						680		
PEPPER CREEK WSC 1	0140034	BELL			NATL	2500	1.6	
TOTAL POPULATION SERVED BY SOURCE WATER SYSTEM - - - - -						2500		
PERRIN WW	1190005	JACK			NATL	403	0.7	
TOTAL POPULATION SERVED BY SOURCE WATER SYSTEM - - - - -						403		
PERRY WATER SUPPLY CORP	0730016	FALLS			NATL	450	3.1	
TOTAL POPULATION SERVED BY SOURCE WATER SYSTEM - - - - -						450		
PERRYTON MWS	1790001	OCHILTREE			NATL	8000	2.1	
TOTAL POPULATION SERVED BY SOURCE WATER SYSTEM - - - - -						8000		
PETERSBURG	0950003	HALE			NATL	1641	3.2	
TOTAL POPULATION SERVED BY SOURCE WATER SYSTEM - - - - -						1641		
PFLUGERVILLE	2270014	TRAVIS			NATL	4444	0.8	
TOTAL POPULATION SERVED BY SOURCE WATER SYSTEM - - - - -						4444		
PHARR	1080009	HIDALGO			NATL	33767	0.7	
TOTAL POPULATION SERVED BY SOURCE WATER SYSTEM - - - - -						33767		

POPULATION SERVED FLUORIDATED DRINKING WATER BY SOURCE SYSTEM,
CONSECUTIVE SYSTEM, AND COUNTY WITHIN STATE (AS OF 12/31/92)

TEXAS

WATER SYSTEMS AND CONSECUTIVE SYSTEMS SERVED	EPA ID NO	COUNTY	CHEM USED	STATUS	FLUOR START DATE	POP SERVED	NATURAL SYSTEMS NAT LEVEL	OPT LEVEL
PHELPS WSC	2360009	WALKER			NATL	1530	1.3	
TOTAL POPULATION SERVED BY SOURCE WATER SYSTEM - - - - -						1530		
PHILLIPS PET-PANTEX WS	1170005	HUTCHINSON			NATL	1500	1.7	
TOTAL POPULATION SERVED BY SOURCE WATER SYSTEM - - - - -						1500		
PINE HARBOR SUBDIV	1580023	MARION			NATL	921	0.9	
TOTAL POPULATION SERVED BY SOURCE WATER SYSTEM - - - - -						921		
PINK HILL WSC	0910034	GRAYSON			NATL	1325	0.7	
TOTAL POPULATION SERVED BY SOURCE WATER SYSTEM - - - - -						1325		
PLAINS	2510002	YOAKUM			NATL	1487	3.9	
TOTAL POPULATION SERVED BY SOURCE WATER SYSTEM - - - - -						1487		
PLAINVIEW	0950004	HALE			NATL	25000	1.6	
TOTAL POPULATION SERVED BY SOURCE WATER SYSTEM - - - - -						25000		
POINT	1900004	RAINS			NATL	1089	0.7	
TOTAL POPULATION SERVED BY SOURCE WATER SYSTEM - - - - -						1089		
PORT ARTHUR LAKEVIEW WSC	1230009 0960094	JEFFERSON HALL	NaSiF6	ADJ CONS	08/53	60675 214		0.7
TOTAL POPULATION SERVED BY SOURCE WATER SYSTEM - - - - -						60889		
PORT NECHES	1230010	JEFFERSON	Acid	ADJ	01/66	14502		0.8
TOTAL POPULATION SERVED BY SOURCE WATER SYSTEM - - - - -						14502		
POST	0850001	GARZA			NATL	3500	1.7	
TOTAL POPULATION SERVED BY SOURCE WATER SYSTEM - - - - -						3500		
POTH	2470002	WILSON			NATL	1860	0.7	
TOTAL POPULATION SERVED BY SOURCE WATER SYSTEM - - - - -						1860		
POTTSBORO	0910004	GRAYSON	Acid	ADJ	06/85	1500		0.8
TOTAL POPULATION SERVED BY SOURCE WATER SYSTEM - - - - -						1500		

POPULATION SERVED FLUORIDATED DRINKING WATER BY SOURCE SYSTEM,
CONSECUTIVE SYSTEM, AND COUNTY WITHIN STATE (AS OF 12/31/92)

TEXAS

WATER SYSTEMS AND CONSECUTIVE SYSTEMS SERVED	EPA ID NO	COUNTY	CHEM USED	STATUS	FLUOR START DATE	POP SERVED	NATURAL SYSTEMS NAT LEVEL	OPT LEVEL
PRAIRIE HILL WSC	1470001	LIMESTONE			NATL	716	1.8	
TOTAL POPULATION SERVED BY SOURCE WATER SYSTEM - - - - -						716		
PREMONT	1250003	JIM WELLS			NATL	2996	0.7	
TOTAL POPULATION SERVED BY SOURCE WATER SYSTEM - - - - -						2996		
PRESIDIO WSC	1890002	PRESIDIO			NATL	3072	0.7	
TOTAL POPULATION SERVED BY SOURCE WATER SYSTEM - - - - -						3072		
PRESTONWOOD FOREST-UTILITY	1010467	HARRIS			NATL	2508	0.7	
TOTAL POPULATION SERVED BY SOURCE WATER SYSTEM - - - - -						2508		
PRICE WSC	2010031	RUSK			NATL	744	1.2	
TOTAL POPULATION SERVED BY SOURCE WATER SYSTEM - - - - -						744		
QUITAQUE MWS	0230002	BRISCOE			NATL	550	1.8	
TOTAL POPULATION SERVED BY SOURCE WATER SYSTEM - - - - -						550		
RALLS	0540003	CROSBY			NATL	2260	1.8	
TOTAL POPULATION SERVED BY SOURCE WATER SYSTEM - - - - -						2260		
RANDOLPH AIR FORCE BASE	0150115	BEXAR	NaF	ADJ	/55	8997		0.8
TOTAL POPULATION SERVED BY SOURCE WATER SYSTEM - - - - -						8997		
RANKIN	2310002	UPTON			NATL	1011	2.4	
TOTAL POPULATION SERVED BY SOURCE WATER SYSTEM - - - - -						1011		
RAYBURN VILLAGE UTIL CO	1210014	JASPER			NATL	1527	0.7	
TOTAL POPULATION SERVED BY SOURCE WATER SYSTEM - - - - -						1527		
RAYMONDVILLE	2450001	WILLACY			NATL	8778	0.8	
TOTAL POPULATION SERVED BY SOURCE WATER SYSTEM - - - - -						8778		
RED OAK	0700031	ELLIS			NATL	2250	1.5	
TOTAL POPULATION SERVED BY SOURCE WATER SYSTEM - - - - -						2250		

POPULATION SERVED FLUORIDATED DRINKING WATER BY SOURCE SYSTEM,
CONSECUTIVE SYSTEM, AND COUNTY WITHIN STATE (AS OF 12/31/92)

TEXAS

WATER SYSTEMS AND CONSECUTIVE SYSTEMS SERVED	EPA ID NO	COUNTY	CHEM USED	STATUS	FLUOR START DATE	POP SERVED	NATURAL NAT LEVEL	SYSTEMS OPT LEVEL
REESE AFB	1520020	LUBBOCK	Acid	ADJ	/62	3500		0.8
						TOTAL POPULATION SERVED BY SOURCE WATER SYSTEM - - - - -	3500	
REFUGIO	1960001	REFUGIO		NATL		3100	1.6	
						TOTAL POPULATION SERVED BY SOURCE WATER SYSTEM - - - - -	3100	
REFUGIO CO WCID 1	1960004	REFUGIO		NATL		490	2.3	
						TOTAL POPULATION SERVED BY SOURCE WATER SYSTEM - - - - -	490	
REHOBETH WSC	1830012	PANOLA		NATL		780	0.8	
						TOTAL POPULATION SERVED BY SOURCE WATER SYSTEM - - - - -	780	
RENDON	2200068	TARRANT		NATL		2240	1.2	
						TOTAL POPULATION SERVED BY SOURCE WATER SYSTEM - - - - -	2240	
RENN ROAD MUD	1011834	HARRIS	OTHER	ADJ	00/89	2376		0.8
						TOTAL POPULATION SERVED BY SOURCE WATER SYSTEM - - - - -	2376	
RENO	1390013	LAMAR		NATL		2286	3.5	
						TOTAL POPULATION SERVED BY SOURCE WATER SYSTEM - - - - -	2286	
RICHLAND SPRINGS	2060002	SAN SABA		NATL		375	0.7	
						TOTAL POPULATION SERVED BY SOURCE WATER SYSTEM - - - - -	375	
RICHMOND	0200035	BRAZORIA		NATL		3000	0.7	
						TOTAL POPULATION SERVED BY SOURCE WATER SYSTEM - - - - -	3000	
RICHWOOD	0200053	BRAZORIA		NATL		3000	0.8	
						TOTAL POPULATION SERVED BY SOURCE WATER SYSTEM - - - - -	3000	
RIESEL	1550040	MCLENNAN		NATL		839	1.8	
						TOTAL POPULATION SERVED BY SOURCE WATER SYSTEM - - - - -	839	
RINGGOLD WSC	1690005	MONTAGUE		NATL		481	3.7	
						TOTAL POPULATION SERVED BY SOURCE WATER SYSTEM - - - - -	481	
RIO HONDO	0310006	CAMERON		NATL		1675	0.7	
						TOTAL POPULATION SERVED BY SOURCE WATER SYSTEM - - - - -	1675	

POPULATION SERVED FLUORIDATED DRINKING WATER BY SOURCE SYSTEM,
CONSECUTIVE SYSTEM, AND COUNTY WITHIN STATE (AS OF 12/31/92)

TEXAS

WATER SYSTEMS AND CONSECUTIVE SYSTEMS SERVED	EPA ID NO	COUNTY	CHEM USED	STATUS	FLUOR START DATE	POP SERVED	NATURAL SYSTEMS NAT LEVEL	OPT LEVEL
RIVER ACRES WSC	1780013	NUECES			NATL	2249	0.7	
TOTAL POPULATION SERVED BY SOURCE WATER SYSTEM - - - - -						2249		
RIVERSIDE WSC	2360010	WALKER			NATL	2274	0.9	
TOTAL POPULATION SERVED BY SOURCE WATER SYSTEM - - - - -						2274		
ROANOKE	0610008	DENTON			NATL	1600	1.3	
TOTAL POPULATION SERVED BY SOURCE WATER SYSTEM - - - - -						1600		
ROBERT LEE	0410002	COKE	NaSiF6	ADJ	08/85	1202		0.8
TOTAL POPULATION SERVED BY SOURCE WATER SYSTEM - - - - -						1202		
ROBINSON	1550010	MCLENNAN			NATL	8000	1.0	
TOTAL POPULATION SERVED BY SOURCE WATER SYSTEM - - - - -						8000		
ROCKDALE	1600020	MILAM	Acid	ADJ	07/87	5800		0.8
TOTAL POPULATION SERVED BY SOURCE WATER SYSTEM - - - - -						5800		
ROCKETT WSC	0700033	ELLIS			NATL	15300	2.3	
TOTAL POPULATION SERVED BY SOURCE WATER SYSTEM - - - - -						15300		
ROGERS	0140004	BELL			NATL	1150	2.7	
TOTAL POPULATION SERVED BY SOURCE WATER SYSTEM - - - - -						1150		
ROLLINGWOOD	2270016	TRAVIS			NATL	1620	0.7	
TOTAL POPULATION SERVED BY SOURCE WATER SYSTEM - - - - -						1620		
ROMA	2140007	STARR			NATL	9900	0.8	
TOTAL POPULATION SERVED BY SOURCE WATER SYSTEM - - - - -						9900		
ROOSEVELT ISD	1520123	LUBBOCK			NATL	1189	2.6	
TOTAL POPULATION SERVED BY SOURCE WATER SYSTEM - - - - -						1189		
ROSCOE	1770001	NOLAN			NATL	1440	1.5	
TOTAL POPULATION SERVED BY SOURCE WATER SYSTEM - - - - -						1440		

POPULATION SERVED FLUORIDATED DRINKING WATER BY SOURCE SYSTEM,
CONSECUTIVE SYSTEM, AND COUNTY WITHIN STATE (AS OF 12/31/92)

TEXAS

WATER SYSTEMS AND CONSECUTIVE SYSTEMS SERVED	EPA ID NO	COUNTY	CHEM USED	STATUS	FLUOR START DATE	POP SERVED	NATURAL NAT LEVEL	SYSTEMS OPT LEVEL
ROSS WSC	1550042	MCLENNAN			NATL	1755	0.9	
TOTAL POPULATION SERVED BY SOURCE WATER SYSTEM - - - - -						1755		
ROUND ROCK	2460003	WILLIAMSON	Acid	ADJ	04/87	38000		0.8
TOTAL POPULATION SERVED BY SOURCE WATER SYSTEM - - - - -						38000		
RRA-HOWARDWICK	0650004	DONLEY			NATL	720	1.4	
TOTAL POPULATION SERVED BY SOURCE WATER SYSTEM - - - - -						720		
RUSK	0370003	RUSK	Acid	ADJ	09/82	5000		0.8
TOTAL POPULATION SERVED BY SOURCE WATER SYSTEM - - - - -						5000		
SAFARI MH COMM	0840020	GALVESTON			NATL	535	0.7	
TOTAL POPULATION SERVED BY SOURCE WATER SYSTEM - - - - -						535		
SAGEMEADOW MUD	1010386	HARRIS			NATL	6582	2.0	
TOTAL POPULATION SERVED BY SOURCE WATER SYSTEM - - - - -						6582		
SAGINAW PK UTIL	2200005	TARRANT			NATL	2750	1.0	
TOTAL POPULATION SERVED BY SOURCE WATER SYSTEM - - - - -						2750		
SALADO WSC	0140035	BELL			NATL	2400	0.7	
TOTAL POPULATION SERVED BY SOURCE WATER SYSTEM - - - - -						2400		
SAN LEON MUD	0840063	GALVESTON			NATL	4449	1.5	
TOTAL POPULATION SERVED BY SOURCE WATER SYSTEM - - - - -						4449		
SAN MARCOS	1050001	HAYES	OTHER	ADJ	00/87	17364		0.8
TOTAL POPULATION SERVED BY SOURCE WATER SYSTEM - - - - -						17364		
SAN PATRICIO MWD	2050011	SAN PATRICIO	Acid	ADJ	05/81	600		0.7
ARANSAS PASS	2050015	SAN PATRICIO		CONS		8274		
INGLESIDE	2050002	SAN PATRICIO		CONS		6006		
ROCKPORT	0040002	SAN PATRICIO		CONS		6300		
TOTAL POPULATION SERVED BY SOURCE WATER SYSTEM - - - - -						21180		
SAN SABA	2060001	SAN SADA	Acid	ADJ	07/88	2780		0.8
TOTAL POPULATION SERVED BY SOURCE WATER SYSTEM - - - - -						2780		

POPULATION SERVED FLUORIDATED DRINKING WATER BY SOURCE SYSTEM,
CONSECUTIVE SYSTEM, AND COUNTY WITHIN STATE (AS OF 12/31/92)

TEXAS

WATER SYSTEMS AND CONSECUTIVE SYSTEMS SERVED	EPA ID NO	COUNTY	CHEM USED	STATUS	FLUOR START DATE	POP SERVED	NATURAL SYSTEMS NAT LEVEL	OPT LEVEL
SAND FLAT WSC	2120020	SMITH	Acid	ADJ	08/83	2262		0.8
TOTAL POPULATION SERVED BY SOURCE WATER SYSTEM - - - - -						2262		
SAND HILLS WSC	2100013	SHELBY		NATL		975	1.1	
TOTAL POPULATION SERVED BY SOURCE WATER SYSTEM - - - - -						975		
SARDIS LONE ELM WSC	0700034	ELLIS		NATL		5028	1.6	
TOTAL POPULATION SERVED BY SOURCE WATER SYSTEM - - - - -						5028		
SAVOY	0740006	FANNIN		NATL		900	1.1	
TOTAL POPULATION SERVED BY SOURCE WATER SYSTEM - - - - -						900		
SCHULENBURG	0750004	FAYETTE	Acid	ADJ	04/88	2700		0.8
TOTAL POPULATION SERVED BY SOURCE WATER SYSTEM - - - - -						2700		
SEABROOK	1010062	HARRIS		NATL		11703	1.1	
TOTAL POPULATION SERVED BY SOURCE WATER SYSTEM - - - - -						11703		
SEADRIFT	0290004	CALHOUN		NATL		1277	0.8	
TOTAL POPULATION SERVED BY SOURCE WATER SYSTEM - - - - -						1277		
SEAGRAVES	0830001	GAINES		NATL		2443	4.9	
TOTAL POPULATION SERVED BY SOURCE WATER SYSTEM - - - - -						2443		
SEMINOLE	0830012	GAINES		NATL		6100	3.9	
TOTAL POPULATION SERVED BY SOURCE WATER SYSTEM - - - - -						6100		
SEQUIN	0940002	GUADALUPE	Acid	ADJ	/74	18909		0.8
TOTAL POPULATION SERVED BY SOURCE WATER SYSTEM - - - - -						18909		
SEYMOUR	0120001	BAYLOR		NATL		3700	1.3	
TOTAL POPULATION SERVED BY SOURCE WATER SYSTEM - - - - -						3700		
SHALLOWATER	1520003	LUBBOCK		NATL		1708	5.0	
TOTAL POPULATION SERVED BY SOURCE WATER SYSTEM - - - - -						1708		

POPULATION SERVED FLUORIDATED DRINKING WATER BY SOURCE SYSTEM,
CONSECUTIVE SYSTEM, AND COUNTY WITHIN STATE (AS OF 12/31/92)

TEXAS

WATER SYSTEMS AND CONSECUTIVE SYSTEMS SERVED	EPA ID NO	COUNTY	CHEM USED	STATUS	FLUOR START DATE	POP SERVED	NATURAL SYSTEMS NAT LEVEL	OPT LEVEL
SHELBYVILLE WSC	2100014	SHELBY		NATL		771	0.9	
TOTAL POPULATION SERVED BY SOURCE WATER SYSTEM - - - - -						771		
SHEPPARD AIR FORCE BASE	2430007	WICHITA		ADJ		13000		0.9
TOTAL POPULATION SERVED BY SOURCE WATER SYSTEM - - - - -						13000		
SHERMAN	0910006	GRAYSON		NATL		31114	0.8	
TOTAL POPULATION SERVED BY SOURCE WATER SYSTEM - - - - -						31114		
SHERWOOD SHORES	0910040	GRAYSON		NATL		750	1.2	
TOTAL POPULATION SERVED BY SOURCE WATER SYSTEM - - - - -						750		
SHINER	1430003	LAVACA		NATL		2074	0.8	
TOTAL POPULATION SERVED BY SOURCE WATER SYSTEM - - - - -						2074		
SIESTA PLAZA MHP	1910003	RANDALL		NATL		300	2.4	
TOTAL POPULATION SERVED BY SOURCE WATER SYSTEM - - - - -						300		
SIESTA SHORES WATERWORKS	2530804	ZAPATA		NATL		650	0.7	
TOTAL POPULATION SERVED BY SOURCE WATER SYSTEM - - - - -						650		
SILVERTON MWS	0230001	BRISCOE		NATL		850	1.3	
TOTAL POPULATION SERVED BY SOURCE WATER SYSTEM - - - - -						850		
SINTON	2050006	SAN PATRICIO		NATL		6600	1.0	
TOTAL POPULATION SERVED BY SOURCE WATER SYSTEM - - - - -						6600		
SLATON	1520004	LUBBOCK		NATL		6800	0.7	
TOTAL POPULATION SERVED BY SOURCE WATER SYSTEM - - - - -						6800		
SLOCUM WSC	0010028	ANDERSON	NaF	ADJ	10/84	1605		0.8
TOTAL POPULATION SERVED BY SOURCE WATER SYSTEM - - - - -						1605		
SMITHVILLE	0110003	BASTROP	Acid	ADJ	07/88	4450		0.8
TOTAL POPULATION SERVED BY SOURCE WATER SYSTEM - - - - -						4450		
SOMERVILLE	0260002	BROOKS		NATL		2190	0.7	
TOTAL POPULATION SERVED BY SOURCE WATER SYSTEM - - - - -						2190		

POPULATION SERVED FLUORIDATED DRINKING WATER BY SOURCE SYSTEM,
CONSECUTIVE SYSTEM, AND COUNTY WITHIN STATE (AS OF 12/31/92)

TEXAS

WATER SYSTEMS AND CONSECUTIVE SYSTEMS SERVED	EPA ID NO	COUNTY	CHEM USED	STATUS	FLUOR START DATE	POP SERVED	NATURAL SYSTEMS NAT LEVEL	OPT LEVEL
SOUTH ELLIS CO WSC	0700043	ELLIS			NATL	800	2.0	
TOTAL POPULATION SERVED BY SOURCE WATER SYSTEM - - - - -						800		
SOUTH GRAYSON WSC	0910064	GRAYSON			NATL	2810	1.6	
TOTAL POPULATION SERVED BY SOURCE WATER SYSTEM - - - - -						2810		
SOUTH RUSK CO WSC	2010039	RUSK			NATL	759	0.8	
TOTAL POPULATION SERVED BY SOURCE WATER SYSTEM - - - - -						759		
SOUTH TAWAKONI WSC	2340019	VAN ZANDT	Acid	ADJ	03/81	3135		0.8
TOTAL POPULATION SERVED BY SOURCE WATER SYSTEM - - - - -						3135		
SOUTH TEXAS NUCLEAR PROJECT	1610051	MATAGORDA			NATL	1000	1.0	
TOTAL POPULATION SERVED BY SOURCE WATER SYSTEM - - - - -						1000		
SOUTHLAKE	2200075	TARRANT			NATL	7800	0.9	
TOTAL POPULATION SERVED BY SOURCE WATER SYSTEM - - - - -						7800		
SOUTHMAYD	0910045	GRAYSON			NATL	230	0.7	
TOTAL POPULATION SERVED BY SOURCE WATER SYSTEM - - - - -						230		
SOUTHWEST FANNIN WSC	0740031	FANNIN			NATL	1900	1.3	
TOTAL POPULATION SERVED BY SOURCE WATER SYSTEM - - - - -						1900		
SPEARMAN MWS	0980001	HANSFORD			NATL	3418	1.6	
TOTAL POPULATION SERVED BY SOURCE WATER SYSTEM - - - - -						3418		
SPRING CREEK UD	1700133	MONTGOMERY			NATL	1815	0.8	
TOTAL POPULATION SERVED BY SOURCE WATER SYSTEM - - - - -						1815		
SPRINGTOWN	1840003	PARKER			NATL	2160	0.9	
TOTAL POPULATION SERVED BY SOURCE WATER SYSTEM - - - - -						2160		
SPUR	0630012	DICKENS			NATL	1665	1.7	
TOTAL POPULATION SERVED BY SOURCE WATER SYSTEM - - - - -						1665		

POPULATION SERVED FLUORIDATED DRINKING WATER BY SOURCE SYSTEM,
CONSECUTIVE SYSTEM, AND COUNTY WITHIN STATE (AS OF 12/31/92)

TEXAS

WATER SYSTEMS AND CONSECUTIVE SYSTEMS SERVED	EPA ID NO	COUNTY	CHEM USED	STATUS	FLUOR START DATE	POP SERVED	NATURAL SYSTEMS NAT LEVEL	OPT LEVEL
STAMFORD	1270003	JONES	NaSiF6	ADJ	01/84	4476		0.8
TOTAL POPULATION SERVED BY SOURCE WATER SYSTEM - - - - -						4476		
STANTON	1590001	MARTIN		NATL		2600	0.8	
TOTAL POPULATION SERVED BY SOURCE WATER SYSTEM - - - - -						2600		
STARR CO WCID 2	2140028	STARR		NATL		1020	0.8	
TOTAL POPULATION SERVED BY SOURCE WATER SYSTEM - - - - -						1020		
STARR WSC	0910046	GRAYSON		NATL		1500	1.9	
TOTAL POPULATION SERVED BY SOURCE WATER SYSTEM - - - - -						1500		
STERLING	2160001	STERLING		NATL		1096	0.9	
TOTAL POPULATION SERVED BY SOURCE WATER SYSTEM - - - - -						1096		
STINNETT MWS	1170003	HUTCHINSON		NATL		2166	1.5	
TOTAL POPULATION SERVED BY SOURCE WATER SYSTEM - - - - -						2166		
STRATFORD	2110001	SHERMAN		NATL		1781	1.4	
TOTAL POPULATION SERVED BY SOURCE WATER SYSTEM - - - - -						1781		
SUDAN	1400005	LAMB		NATL		986	1.0	
TOTAL POPULATION SERVED BY SOURCE WATER SYSTEM - - - - -						986		
SULPHUR SPRINGS	1120002	HOPKINS	Acid	ADJ	01/67	17592		0.8
BRASHER WSC	1120010	HOPKINS		CONS		741		
BRINKER	1120011	HOPKINS		CONS		1704		
GAFFORD CHAPEL WSC	1120014	HOPKINS		CONS		1035		
MARTIN SPRINGS WSC	1120015	HOPKINS		CONS		2523		
NORTH HOPKINS WSC	1120017	HOPKINS		CONS		4659		
SHADY GROVE 2 WSC	1120020	HOPKINS		CONS		504		
TOTAL POPULATION SERVED BY SOURCE WATER SYSTEM - - - - -						28758		
SUNDOWN	1100003	HOCKLEY		NATL		1800	3.4	
TOTAL POPULATION SERVED BY SOURCE WATER SYSTEM - - - - -						1800		
SUNRAY MWS	1710002	MOORE		NATL		1952	1.2	
TOTAL POPULATION SERVED BY SOURCE WATER SYSTEM - - - - -						1952		

POPULATION SERVED FLUORIDATED DRINKING WATER BY SOURCE SYSTEM,
CONSECUTIVE SYSTEM, AND COUNTY WITHIN STATE (AS OF 12/31/92)

TEXAS

WATER SYSTEMS AND CONSECUTIVE SYSTEMS SERVED	EPA ID NO	COUNTY	CHEM USED	STATUS	FLUOR START DATE	POP SERVED	NATURAL SYSTEMS NAT LEVEL	OPT LEVEL
SWEETWATER	1770002	NOLAN	NaSiF6	ADJ	10/51	11500		0.8
BITTER WSC	1770004	NOLAN		CONS		3300		
ROBY	0760001	FISHER		CONS		784		
SYLVESTER-MCCAULEY WSC	0760012	FISHER		CONS		800		
TRENT	2210009	TAYLOR		CONS		313		
TOTAL POPULATION SERVED BY SOURCE WATER SYSTEM - - - - -						16697		
T D C RETREIVE UNIT	0200046	BRAZORIA		NATL		1050	0.7	
TOTAL POPULATION SERVED BY SOURCE WATER SYSTEM - - - - -						1050		
TAHOKA	1530002	LYNN		NATL		2868	0.7	
TOTAL POPULATION SERVED BY SOURCE WATER SYSTEM - - - - -						2868		
TATUM	2010034	RUSK		NATL		1620	1.5	
TOTAL POPULATION SERVED BY SOURCE WATER SYSTEM - - - - -						1620		
TAYLOR	2460004	WILLIAMSON		NATL		11472	2.9	
TOTAL POPULATION SERVED BY SOURCE WATER SYSTEM - - - - -						11472		
TAYLOR CO FSMD 1 TUSCOLA	2210010	TAYLOR		NATL		830	0.7	
TOTAL POPULATION SERVED BY SOURCE WATER SYSTEM - - - - -						830		
TAYLOR'S VALLEY WSC	0140036	BELL		NATL		550	2.1	
TOTAL POPULATION SERVED BY SOURCE WATER SYSTEM - - - - -						550		
TDH-COMFORT STATION-I-10	1330040	KERR		NATL		800	1.3	
TOTAL POPULATION SERVED BY SOURCE WATER SYSTEM - - - - -						800		
TENAHA	2100002	SHELBY		NATL		1620	1.5	
TOTAL POPULATION SERVED BY SOURCE WATER SYSTEM - - - - -						1620		
TERRELL	1290006	KAUFMAN	NaSiF6	ADJ	12/58	12490		0.8
ABLE SPRINGS WSC	1290010	KAUFMAN		CONS		2055		
COLLEGE MOUND	1290012	KAUFMAN		CONS		5880		
LAWRENCE	1290018	KAUFMAN		CONS		425		
POETRY	1290022	KAUFMAN		CONS		1800		
ROSE HILL	1290023	KAUFMAN		CONS		2400		
TOTAL POPULATION SERVED BY SOURCE WATER SYSTEM - - - - -						25050		

POPULATION SERVED FLUORIDATED DRINKING WATER BY SOURCE SYSTEM,
CONSECUTIVE SYSTEM, AND COUNTY WITHIN STATE (AS OF 12/31/92)

TEXAS

WATER SYSTEMS AND CONSECUTIVE SYSTEMS SERVED	EPA ID NO	COUNTY	CHEM USED	STATUS	FLUOR START DATE	POP SERVED	NATURAL SYSTEMS NAT LEVEL	OPT LEVEL
TEXLINE	0560002	DALLAM		NATL		470	1.0	
TOTAL POPULATION SERVED BY SOURCE WATER SYSTEM - - - - -						470		
THORNDALE	1660003	MILAM	Acid	ADJ	10/87	1100		0.8
TOTAL POPULATION SERVED BY SOURCE WATER SYSTEM - - - - -						1100		
THROCKMORTON	2240001	THROCKMORTON	Acid	ADJ	10/86	1018		0.8
TOTAL POPULATION SERVED BY SOURCE WATER SYSTEM - - - - -						1018		
TIMPSON	2100003	SHELBY		NATL		1650	1.1	
TOTAL POPULATION SERVED BY SOURCE WATER SYSTEM - - - - -						1650		
TIMPSON RURAL WSC	2100015	SHELBY		NATL		1674	1.1	
TOTAL POPULATION SERVED BY SOURCE WATER SYSTEM - - - - -						1674		
TOM BEAN	0910008	GRAYSON		NATL		1000	1.6	
TOTAL POPULATION SERVED BY SOURCE WATER SYSTEM - - - - -						1000		
TOM GREEN CO FWSD 1	2260003	TOM GREEN		NATL		850	0.8	
TOTAL POPULATION SERVED BY SOURCE WATER SYSTEM - - - - -						850		
TOMBALL	1010026	HARRIS	Acid	ADJ	01/88	6250		0.8
TOTAL POPULATION SERVED BY SOURCE WATER SYSTEM - - - - -						6250		
TOYAH	1950004	REEVES		NATL		250	1.2	
TOTAL POPULATION SERVED BY SOURCE WATER SYSTEM - - - - -						250		
TRA TRINTY CO RWSS	2280032	TRINITY	OTHER	ADJ	00/88	26		0.8
TRINITY	2280002	TRINITY		CONS		4962		
TRINITY RURAL WSC	2280028	TRINITY		CONS		294		
WESTWOOD SHORES MUD	0000004	TRINITY		CONS		1200		
TOTAL POPULATION SERVED BY SOURCE WATER SYSTEM - - - - -						6482		
TRAIL DUST CITY	0610055	DENTON		NATL		597	0.9	
TOTAL POPULATION SERVED BY SOURCE WATER SYSTEM - - - - -						597		
TRAVIS CO WCID #18	2270083	TRAVIS	Acid	ADJ	05/87	3180		0.8
TOTAL POPULATION SERVED BY SOURCE WATER SYSTEM - - - - -						3180		

POPULATION SERVED FLUORIDATED DRINKING WATER BY SOURCE SYSTEM,
CONSECUTIVE SYSTEM, AND COUNTY WITHIN STATE (AS OF 12/31/92)

TEXAS

WATER SYSTEMS AND CONSECUTIVE SYSTEMS SERVED	EPA ID NO	COUNTY	CHEM USED	STATUS	FLUOR START DATE	POP SERVED	NATURAL SYSTEMS NAT LEVEL	OPT LEVEL
TRAVIS CO WCID 17	2270027	TRAVIS	Acid	ADJ	03/85	4344		0.8
TOTAL POPULATION SERVED BY SOURCE WATER SYSTEM - - - - -						4344		
TRENTON	0700009	FANNIN		NATL		800	1.4	
TOTAL POPULATION SERVED BY SOURCE WATER SYSTEM - - - - -						800		
TRI CITY WC	1170012	HUTCHINSON		NATL		1750	1.7	
TOTAL POPULATION SERVED BY SOURCE WATER SYSTEM - - - - -						1750		
TRI COUNTY WSC	0730004	FALLS		NATL		3800	3.1	
TOTAL POPULATION SERVED BY SOURCE WATER SYSTEM - - - - -						3800		
TROUP	2120003	SMITH		NATL		2349	1.0	
TOTAL POPULATION SERVED BY SOURCE WATER SYSTEM - - - - -						2349		
TROY	0140037	BELL		NATL		1629	1.0	
TOTAL POPULATION SERVED BY SOURCE WATER SYSTEM - - - - -						1629		
TUCKER WSC	0010029	ANDERSON		NATL		1065	1.2	
TOTAL POPULATION SERVED BY SOURCE WATER SYSTEM - - - - -						1065		
TULIA MWS	2190003	SWISHER		NATL		4430	1.3	
TOTAL POPULATION SERVED BY SOURCE WATER SYSTEM - - - - -						4430		
TURKEY MWS	0960003	HALL		NATL		600	1.6	
TOTAL POPULATION SERVED BY SOURCE WATER SYSTEM - - - - -						600		
TYLER	2120004	SMITH	Acid	ADJ	01/52	80000		0.8
TOTAL POPULATION SERVED BY SOURCE WATER SYSTEM - - - - -						80000		
UGRA-KERRVILLE	1330108	KERR	Acid	ADJ	06/82	0		0.8
TOTAL POPULATION SERVED BY SOURCE WATER SYSTEM - - - - -						0		
UNION CARBIDE CORP	0840043	GALVESTON		NATL		2500	0.7	
TOTAL POPULATION SERVED BY SOURCE WATER SYSTEM - - - - -						2500		

POPULATION SERVED FLUORIDATED DRINKING WATER BY SOURCE SYSTEM,
CONSECUTIVE SYSTEM, AND COUNTY WITHIN STATE (AS OF 12/31/92)

TEXAS

WATER SYSTEMS AND CONSECUTIVE SYSTEMS SERVED	EPA ID NO	COUNTY	CHEM USED	STATUS	FLUOR START DATE	POP SERVED	NATURAL SYSTEMS NAT LEVEL	OPT LEVEL
UNION WSC	2140004	STARR		NATL		3729	0.7	
TOTAL POPULATION SERVED BY SOURCE WATER SYSTEM - - - - -						3729		
UNION-FLUVANNA WSC	2080002	SCURRY		NATL		738	1.0	
TOTAL POPULATION SERVED BY SOURCE WATER SYSTEM - - - - -						738		
USD OF JUSTICE FCI LATUNA	0710076	EL PASO		NATL		1000	1.3	
TOTAL POPULATION SERVED BY SOURCE WATER SYSTEM - - - - -						1000		
UTIL.DEVEL. & RESEARCH, INC	1370007	KLEBERG		NATL		800	0.7	
TOTAL POPULATION SERVED BY SOURCE WATER SYSTEM - - - - -						800		
VALLEY MILLS	0180003	BOSQUE		NATL		1250	0.7	
TOTAL POPULATION SERVED BY SOURCE WATER SYSTEM - - - - -						1250		
VAN ALSTYNE	0910009	GRAYSON		NATL		2200	1.6	
TOTAL POPULATION SERVED BY SOURCE WATER SYSTEM - - - - -						2200		
VAN HORN	5500001	CULBERSON		NATL		3600	2.3	
TOTAL POPULATION SERVED BY SOURCE WATER SYSTEM - - - - -						3600		
VERONA WSC	0400048	COLLIN		NATL		1500	0.9	
TOTAL POPULATION SERVED BY SOURCE WATER SYSTEM - - - - -						1500		
VICTORIA	2350002	VICTORIA	Acid	ADJ	05/85	55000		0.8
TOTAL POPULATION SERVED BY SOURCE WATER SYSTEM - - - - -						55000		
WACO	1550008	MCLENNAN	NaSiF6	ADJ	10/72	106383		0.8
TOTAL POPULATION SERVED BY SOURCE WATER SYSTEM - - - - -						106383		
WALNUT CREEK WSC	1840008	PARKER		NATL		5106	0.7	
TOTAL POPULATION SERVED BY SOURCE WATER SYSTEM - - - - -						5106		
WALSTON SPRINGS WSC	0010030	ANDERSON	NaF	ADJ	08/85	3000		0.8
TOTAL POPULATION SERVED BY SOURCE WATER SYSTEM - - - - -						3000		
WEATHERFORD	1840005	PARKER	Acid	ADJ	03/75	15000		0.8
TOTAL POPULATION SERVED BY SOURCE WATER SYSTEM - - - - -						15000		

POPULATION SERVED FLUORIDATED DRINKING WATER BY SOURCE SYSTEM,
CONSECUTIVE SYSTEM, AND COUNTY WITHIN STATE (AS OF 12/31/92)

TEXAS

WATER SYSTEMS AND CONSECUTIVE SYSTEMS SERVED	EPA ID NO	COUNTY	CHEM USED	STATUS	FLUOR START DATE	POP SERVED	NATURAL SYSTEMS NAT LEVEL	OPT LEVEL
WEINERT	1040004	HASKELL			NATL	185	1.4	
TOTAL POPULATION SERVED BY SOURCE WATER SYSTEM - - - - -						185		
WELLS	0370004	CHEROKEE			NATL	1200	0.8	
TOTAL POPULATION SERVED BY SOURCE WATER SYSTEM - - - - -						1200		
WEST	1550009	MCLENNAN			NATL	2550	1.0	
TOTAL POPULATION SERVED BY SOURCE WATER SYSTEM - - - - -						2550		
WEST BRAZOS WSC	0730021	FALLS			NATL	1000	1.4	
TOTAL POPULATION SERVED BY SOURCE WATER SYSTEM - - - - -						1000		
WEST CEDAR CREEK MUD	1070190	HENDERSON	Acid	ADJ	07/88	10935		0.8
TOTAL POPULATION SERVED BY SOURCE WATER SYSTEM - - - - -						10935		
WEST DELTA WSC	0600017	DELTA			NATL	11040	0.9	
TOTAL POPULATION SERVED BY SOURCE WATER SYSTEM - - - - -						11040		
WEST GREGG WSC	0920022	GREGG			NATL	3111	1.0	
TOTAL POPULATION SERVED BY SOURCE WATER SYSTEM - - - - -						3111		
WEST JACKSONVILLE WSC	0370036	CHEROKEE			NATL	1011	1.0	
TOTAL POPULATION SERVED BY SOURCE WATER SYSTEM - - - - -						1011		
WEST LEONARD WSC	0740034	FANNIN			NATL	700	1.2	
TOTAL POPULATION SERVED BY SOURCE WATER SYSTEM - - - - -						700		
WESTERN HILLS WS	1550072	MCLENNAN			NATL	1257	1.7	
TOTAL POPULATION SERVED BY SOURCE WATER SYSTEM - - - - -						1257		
WHARTON	0241005	WHARTON	Acid	ADJ	10/87	9003		0.8
TOTAL POPULATION SERVED BY SOURCE WATER SYSTEM - - - - -						9003		
WHISKERS RETREAT	1160065	HUNT			NATL	600	3.0	
TOTAL POPULATION SERVED BY SOURCE WATER SYSTEM - - - - -						600		

POPULATION SERVED FLUORIDATED DRINKING WATER BY SOURCE SYSTEM,
CONSECUTIVE SYSTEM, AND COUNTY WITHIN STATE (AS OF 12/31/92)

TEXAS

WATER SYSTEMS AND CONSECUTIVE SYSTEMS SERVED	EPA ID NO	COUNTY	CHEM USED	STATUS	FLUOR START DATE	POP SERVED	NATURAL SYSTEMS NAT LEVEL	OPT LEVEL
WHITE DEER MWS	0330003	CARSON		NATL		1150	0.7	
TOTAL POPULATION SERVED BY SOURCE WATER SYSTEM - - - - -						1150		
WHITE FACE	0400002	COCHRAN		NATL		450	3.0	
TOTAL POPULATION SERVED BY SOURCE WATER SYSTEM - - - - -						450		
WHITE RIVER MUD	0540015	CROSBY		NATL		10435	1.8	
TOTAL POPULATION SERVED BY SOURCE WATER SYSTEM - - - - -						10435		
WHITE SHED WSC	0740035	FANNIN		NATL		1450	1.4	
TOTAL POPULATION SERVED BY SOURCE WATER SYSTEM - - - - -						1450		
WHITEWRIGHT	0910011	GRAYSON		NATL		2100	1.5	
TOTAL POPULATION SERVED BY SOURCE WATER SYSTEM - - - - -						2100		
WICHITA FALLS	2430001	WICHITA	Acid	ADJ	07/73	96250		0.8
ARCHER CO MUD 1	0050014	ARCHER		CONS		660		
BURKBURNETT	2430005	WICHITA		CONS		10145		
DEAN DALE WSC	0390019	CLAY		CONS		2950		
HOLLIDAY	0050002	ARCHER		CONS		1350		
SCOTLAND	0050003	ARCHER		CONS		367		
WINDTHORST	0050013	ARCHER		CONS		409		
TOTAL POPULATION SERVED BY SOURCE WATER SYSTEM - - - - -						112131		
WICKETT	2380002	WARD		NATL		800	1.7	
TOTAL POPULATION SERVED BY SOURCE WATER SYSTEM - - - - -						800		
WILLS POINT	2340005	VAN ZANDT	Acid	ADJ	08/80	4413		0.8
TOTAL POPULATION SERVED BY SOURCE WATER SYSTEM - - - - -						4413		
WILMER	0570018	DALLAS		NATL		3500	2.3	
TOTAL POPULATION SERVED BY SOURCE WATER SYSTEM - - - - -						3500		
WILSON	1530003	LYNN		NATL		571	4.4	
TOTAL POPULATION SERVED BY SOURCE WATER SYSTEM - - - - -						571		
WIMBERLY	1050018	HAYS		NATL		3396	0.7	
TOTAL POPULATION SERVED BY SOURCE WATER SYSTEM - - - - -						3396		

POPULATION SERVED FLUORIDATED DRINKING WATER BY SOURCE SYSTEM,
CONSECUTIVE SYSTEM, AND COUNTY WITHIN STATE (AS OF 12/31/92)

TEXAS

WATER SYSTEMS AND CONSECUTIVE SYSTEMS SERVED	EPA ID NO	COUNTY	CHEM USED	STATUS	FLUOR START DATE	POP SERVED	NATURAL SYSTEMS NAT LEVEL	OPT LEVEL
WINDOM	0740008	FANNIN			NATL	325	1.5	
TOTAL POPULATION SERVED BY SOURCE WATER SYSTEM - - - - -						325		
WINK	2480002	WINKLER			NATL	1200	2.2	
TOTAL POPULATION SERVED BY SOURCE WATER SYSTEM - - - - -						1200		
WINTERS	2000003	RUNNELS	Acid	ADJ	11/87	2893		0.8
TOTAL POPULATION SERVED BY SOURCE WATER SYSTEM - - - - -						2893		
WIXSON WSC	0210005	BRAZOS			NATL	3630	2.0	
TOTAL POPULATION SERVED BY SOURCE WATER SYSTEM - - - - -						3630		
WOLFFORTH	1520005	LUBBOCK			NATL	1934	4.9	
TOTAL POPULATION SERVED BY SOURCE WATER SYSTEM - - - - -						1934		
WOODLAWN WSC	0030029	ANGELINA			NATL	1548	0.8	
TOTAL POPULATION SERVED BY SOURCE WATER SYSTEM - - - - -						1548		
WOODSBORO	1960003	REFUGIO			NATL	2000	0.7	
TOTAL POPULATION SERVED BY SOURCE WATER SYSTEM - - - - -						2000		
YANTIS	2500010	WOOD			NATL	621	3.0	
TOTAL POPULATION SERVED BY SOURCE WATER SYSTEM - - - - -						621		
YAUPON COVE WS	1870017	POLK			NATL	1101	0.7	
TOTAL POPULATION SERVED BY SOURCE WATER SYSTEM - - - - -						1101		
ZAPATA CO WATERWORKS	2530002	ZAPATA			NATL	6133	0.8	
TOTAL POPULATION SERVED BY SOURCE WATER SYSTEM - - - - -						6133		
ZAPATA WCID-SAN YGNACIO	2530003	ZAPATA			NATL	900	0.9	
TOTAL POPULATION SERVED BY SOURCE WATER SYSTEM - - - - -						900		
ZAVALLA WCID	0030030	ANGELINA			NATL	1053	1.2	
TOTAL POPULATION SERVED BY SOURCE WATER SYSTEM - - - - -						1053		
ZEPHYR BAPTIST ENCAMP	1490008	LIVE OAK			NATL	8000	1.3	
TOTAL POPULATION SERVED BY SOURCE WATER SYSTEM - - - - -						8000		

STATE SUMMARY DATA AS OF 12/31/92

UTAH

SYSTEM SIZE CLASSIFICATION

	FLUORIDATED SYSTEMS		PUBLIC WATER SYSTEMS	
	NUMBER OF SYSTEMS	TOTAL POPULATION	NUMBER OF SYSTEMS	TOTAL POPULATION
=<1,000	22	6,060	258	39,000
1,001-5,000	7	16,995	87	111,000
5,001-10,000	1	9,900	23	85,000
10,001-50,000	1	17,000	29	309,000
50,001-100,000	0	0	7	285,000
>100,000	0	0	4	784,000
TOTAL	31	49,955	408	1,613,000

FLUORIDATED SYSTEM CLASSIFICATION

	NUMBER	POPULATION	PERCENTAGE (POP.)
ADJUSTED	10	38,095	76.3
CONSECUTIVE	2	1,060	2.1
NATURAL	19	10,800	21.6
TOTAL	31	49,955	

SCHOOLS, INDIAN AND MILITARY SYSTEMS

	ADJUSTED		NATURAL	
	NUMBER	POP.	NUMBER	POP.
TOTAL SCHOOLS	0	0	0	0
INDIAN SYSTEMS	7	5,155	2	1,700
INDIAN SCHOOLS	0	0	0	0
MILITARY SYSTEMS	2	12,300	0	0

CHEMICAL USAGE OF FLUORIDATING SYSTEMS

	NUMBER	POPULATION
SODIUM FLUORIDE	5	12,795
SODIUM SILICOFLUORIDE	1	17,000
HYDROFLUOSILICIC ACID	2	4,300

POPULATION SERVED FLUORIDATED DRINKING WATER BY SOURCE SYSTEM,
CONSECUTIVE SYSTEM, AND COUNTY WITHIN STATE (AS OF 12/31/92)

UTAH

WATER SYSTEMS AND CONSECUTIVE SYSTEMS SERVED	EPA ID NO	COUNTY	CHEM USED	STATUS	FLUOR START DATE	POP SERVED	NATURAL SYSTEMS NAT LEVEL OPT LEVEL
ANETH (NTUA)	4900220	SAN JUAN	Acid	ADJ	11/81	500	1.0
TOTAL POPULATION SERVED BY SOURCE WATER SYSTEM - - - - -						500	
ATKINSON SPECIAL IMP DIST	4911019	SUMMIT		NATL		240	1.0
TOTAL POPULATION SERVED BY SOURCE WATER SYSTEM - - - - -						240	
AXTELL COMM SERV DIST	4906009	SANPETE		NATL		150	0.7
TOTAL POPULATION SERVED BY SOURCE WATER SYSTEM - - - - -						150	
BRIGHAM CITY	4900103	BOX ELDER	NaSiF6	ADJ	11/66	17000	1.0
TOTAL POPULATION SERVED BY SOURCE WATER SYSTEM - - - - -						17000	
CORNISH	4900480	CACHE		NATL		205	1.5
TOTAL POPULATION SERVED BY SOURCE WATER SYSTEM - - - - -						205	
COVE SPECIAL SERVICE DISTRICT	4907021	SEVIER		NATL		100	0.8
TOTAL POPULATION SERVED BY SOURCE WATER SYSTEM - - - - -						100	
DAGGETT COUNTY WATER & SEWER	4900274	DAGGETT		NATL		300	2.0
TOTAL POPULATION SERVED BY SOURCE WATER SYSTEM - - - - -						300	
DUGWAY ENGLISH VILLAGE	4902307	TOOELE	NaF	ADJ	05/92	2400	1.0
TOTAL POPULATION SERVED BY SOURCE WATER SYSTEM - - - - -						2400	
ELKHORN OPERATING CO	4900082	SAN JUAN		NATL		200	1.5
TOTAL POPULATION SERVED BY SOURCE WATER SYSTEM - - - - -						200	
HELPER	4900206	CARBON	Acid	ADJ	08/56	3800	1.0
TOTAL POPULATION SERVED BY SOURCE WATER SYSTEM - - - - -						3800	
HILL AIR FORCE BASE	4900513	DAVIS	NaF	ADJ	09/58	9900	1.0
TOTAL POPULATION SERVED BY SOURCE WATER SYSTEM - - - - -						9900	
HOLLY VILLAGE	4903020		NaF	ADJ		150	1.0
TOTAL POPULATION SERVED BY SOURCE WATER SYSTEM - - - - -						150	
JOHNSON WS	4900316	UINTAH		NATL		1750	1.5
TOTAL POPULATION SERVED BY SOURCE WATER SYSTEM - - - - -						1750	

POPULATION SERVED FLUORIDATED DRINKING WATER BY SOURCE SYSTEM,
CONSECUTIVE SYSTEM, AND COUNTY WITHIN STATE (AS OF 12/31/92)

UTAH

WATER SYSTEMS AND CONSECUTIVE SYSTEMS SERVED	EPA ID NO	COUNTY	CHEM USED	STATUS	FLUOR START DATE	POP SERVED	NATURAL SYSTEMS NAT LEVEL	OPT LEVEL
MANILA	4900275	DAGGETT			NATL	165	1.1	
TOTAL POPULATION SERVED BY SOURCE WATER SYSTEM - - - - -						165		
MARYSVALE	4900280	PIUTE			NATL	350	1.0	
TOTAL POPULATION SERVED BY SOURCE WATER SYSTEM - - - - -						350		
MEXICAN HAT	4903032	SAN JUAN	NaF	ADJ	00/00	200		1.0
TOTAL POPULATION SERVED BY SOURCE WATER SYSTEM - - - - -						200		
MILFORD	4900288	BEAVER			NATL	1400	1.0	
TOTAL POPULATION SERVED BY SOURCE WATER SYSTEM - - - - -						1400		
MINERSVILLE	4900290	BEAVER			NATL	608	0.8	
TOTAL POPULATION SERVED BY SOURCE WATER SYSTEM - - - - -						608		
MONTEZUMA CREEK (NTUA)	4903018	SAN JUAN			NATL	50	1.0	
TOTAL POPULATION SERVED BY SOURCE WATER SYSTEM - - - - -						50		
MONTEZUMA TRAILER PARK	4902226	SAN JUAN			NATL	100	0.7	
TOTAL POPULATION SERVED BY SOURCE WATER SYSTEM - - - - -						100		
OLJATO	4900224	SAN JUAN			NATL	1650	0.9	
TOTAL POPULATION SERVED BY SOURCE WATER SYSTEM - - - - -						1650		
SANTA CLARA	4900399	WASHINGTON			NATL	2475	1.0	
TOTAL POPULATION SERVED BY SOURCE WATER SYSTEM - - - - -						2475		
SNOWVILLE	4900406	BOX ELDER			NATL	187	0.8	
TOTAL POPULATION SERVED BY SOURCE WATER SYSTEM - - - - -						187		
TODAHAIDEKANI	4903070		NaF	ADJ		145		1.0
TOTAL POPULATION SERVED BY SOURCE WATER SYSTEM - - - - -						145		
UKON WATER CO	0000001	BOX ELDER			NATL	725	1.1	
TOTAL POPULATION SERVED BY SOURCE WATER SYSTEM - - - - -						725		

POPULATION SERVED FLUORIDATED DRINKING WATER BY SOURCE SYSTEM,
CONSECUTIVE SYSTEM, AND COUNTY WITHIN STATE (AS OF 12/31/92)

UTAH

WATER SYSTEMS AND CONSECUTIVE SYSTEMS SERVED	EPA ID NO	COUNTY	CHEM USED	STATUS	FLUOR START DATE	POP SERVED	NATURAL SYSTEMS NAT LEVEL	OPT LEVEL
URIAH HEEP UTE TRIBAL WS	4990002	UINTAH	OTHER	ADJ	01/80	3520		0.0
BALLARD	4900379	UINTAH		CONS		900		
OURAY PARK	4902328	UNITAH		CONS		160		
TOTAL POPULATION SERVED BY SOURCE WATER SYSTEM - - - - -						4580		
WHITEROCKS UTE TRIBAL WS	4990003	UINTAH	OTHER	ADJ	01/80	480		0.0
TOTAL POPULATION SERVED BY SOURCE WATER SYSTEM - - - - -						480		
WILLS TRAILER COURT	4910014	UCHESNE		NATL		40	1.2	
TOTAL POPULATION SERVED BY SOURCE WATER SYSTEM - - - - -						40		
WINCHESTER HILLS WATER	0000002	WASHINGTON		NATL		105	1.5	
TOTAL POPULATION SERVED BY SOURCE WATER SYSTEM - - - - -						105		

STATE SUMMARY DATA AS OF 12/31/92

VERMONT

SYSTEM SIZE CLASSIFICATION

	FLUORIDATED SYSTEMS		PUBLIC WATER SYSTEMS	
	NUMBER OF SYSTEMS	TOTAL POPULATION	NUMBER OF SYSTEMS	TOTAL POPULATION
=<1,000	34	11,065	371	69,000
1,001-5,000	20	54,107	57	134,000
5,001-10,000	10	73,100	10	74,000
10,001-50,000	4	95,175	7	130,000
50,001-100,000	0	0	0	0
>100,000	0	0	0	0
TOTAL	68	233,447	445	407,000

FLUORIDATED SYSTEM CLASSIFICATION

	NUMBER	POPULATION	PERCENTAGE (POP.)
ADJUSTED	54	172,742	74.0
CONSECUTIVE	14	60,705	26.0
NATURAL	0	0	0.0
TOTAL	68	233,447	

SCHOOLS, INDIAN AND MILITARY SYSTEMS

	ADJUSTED		NATURAL	
	NUMBER	POP.	NUMBER	POP.
TOTAL SCHOOLS	24	6,000	0	0
INDIAN SYSTEMS	0	0	0	0
INDIAN SCHOOLS	0	0	0	0
MILITARY SYSTEMS	0	0	0	0

CHEMICAL USAGE OF FLUORIDATING SYSTEMS

	NUMBER	POPULATION
SODIUM FLUORIDE	44	67,342
SODIUM SILICOFUORIDE	2	56,000
HYDROFLUOSILICIC ACID	22	110,105

POPULATION SERVED FLUORIDATED DRINKING WATER BY SOURCE SYSTEM,
CONSECUTIVE SYSTEM, AND COUNTY WITHIN STATE (AS OF 12/31/92)

VERMONT

WATER SYSTEMS AND CONSECUTIVE SYSTEMS SERVED	EPA ID NO	COUNTY	CHEM USED	STATUS	FLUOR START DATE	POP SERVED	NATURAL SYSTEMS NAT LEVEL	OPT LEVEL
ALBURG	0005136	GRAND ISLE	Acid	ADJ	01/75	600		1.1
TOTAL POPULATION SERVED BY SOURCE WATER SYSTEM - - - - -						600		
BARRE	0005254	WASHINGTON	NaF	ADJ	07/67	14000		1.1
TOTAL POPULATION SERVED BY SOURCE WATER SYSTEM - - - - -						14000		
BELLOWS FALLS	0005298	WINDHAM	NaF	ADJ	07/67	3700		1.1
TOTAL POPULATION SERVED BY SOURCE WATER SYSTEM - - - - -						3700		
BRADFORD	0005170	ORANGE	NaF	ADJ	11/71	2100		1.1
TOTAL POPULATION SERVED BY SOURCE WATER SYSTEM - - - - -						2100		
BURLINGTON	0005053	CHITTENDEN	NaSiF6	ADJ	07/52	50000		1.1
COLCHESTER FIRE DIST #2	0005059	CHITTENDEN		CONS		6000		
TOTAL POPULATION SERVED BY SOURCE WATER SYSTEM - - - - -						56000		
CHAMPLAIN WD	0005092	CHITTENDEN	Acid	ADJ	03/73	0		1.1
COLCHERSTER TOWN	0005552	CHITTENDEN		CONS		100		
COLCHESTER FD#1	0005058	CHITTENDEN		CONS		2200		
COLCHESTER FD#3	0005060	CHITTENDEN		CONS		1800		
ESSEX	0005065	CHITTENDEN		CONS		7000		
ESSEX JUNCTION	0005066	CHITTENDEN		CONS		8000		
JERICO	0005077	CHITTENDEN		CONS		1300		
MALLETTS BAY WATERS	0020333	CHITTENDEN		CONS		1000		
MILTON	0000579	CHITTENDEN		CONS		2900		
SHELBURNE	0005087	CHITTENDEN		CONS		5000		
SOUTH BURLINGTON	0005091	CHITTENDEN		CONS		12675		
WILLISTON	0005098	CHITTENDEN		CONS		6000		
WINOOSKI	0005102	CHITTENDEN		CONS		6500		
TOTAL POPULATION SERVED BY SOURCE WATER SYSTEM - - - - -						54475		
CHARLOTTE	0006721	CHITTENDEN	NaF	ADJ	09/77	469		4.9
TOTAL POPULATION SERVED BY SOURCE WATER SYSTEM - - - - -						469		
CHELSEA	0004680	ORANGE	NaF	ADJ	11/73	372		4.9
TOTAL POPULATION SERVED BY SOURCE WATER SYSTEM - - - - -						372		
DERBY LINE (INTERNATIONAL WC)	0005196	ORLEANS	NaF	ADJ	07/58	4000		1.1
TOTAL POPULATION SERVED BY SOURCE WATER SYSTEM - - - - -						4000		

POPULATION SERVED FLUORIDATED DRINKING WATER BY SOURCE SYSTEM,
CONSECUTIVE SYSTEM, AND COUNTY WITHIN STATE (AS OF 12/31/92)

VERMONT

WATER SYSTEMS AND CONSECUTIVE SYSTEMS SERVED	EPA ID NO	COUNTY	CHEM USED	STATUS	FLUOR START DATE	POP SERVED	NATURAL SYSTEMS NAT LEVEL	OPT LEVEL
ENOSBURG FALLS	0005116	FRANKLIN	NaF	ADJ	09/76	1207		1.1
TOTAL POPULATION SERVED BY SOURCE WATER SYSTEM - - - - -						1207		
FAIRFAX	0008023	FRANKLIN	NaF	ADJ	05/73	708		4.9
TOTAL POPULATION SERVED BY SOURCE WATER SYSTEM - - - - -						708		
FAYSTON	0006686	WASHINGTON	NaF	ADJ	11/77	105		4.9
TOTAL POPULATION SERVED BY SOURCE WATER SYSTEM - - - - -						105		
GEORGIA	0006694	FRANKLIN	NaF	ADJ	08/77	668		4.9
TOTAL POPULATION SERVED BY SOURCE WATER SYSTEM - - - - -						668		
HUNTINGTON	0006065	CHITTENDEN	NaF	ADJ	01/74	149		4.9
TOTAL POPULATION SERVED BY SOURCE WATER SYSTEM - - - - -						149		
MIDDLEBURY	0005004	ADDISON	Acid	ADJ	01/69	7600		1.1
TOTAL POPULATION SERVED BY SOURCE WATER SYSTEM - - - - -						7600		
MONTPELIER	0005272	WASHINGTON	Acid	ADJ	11/67	8500		1.1
BERLINFIRE DISTRICT #1	0005259	WASHINGTON		CONS		230		
TOTAL POPULATION SERVED BY SOURCE WATER SYSTEM - - - - -						8730		
MORRISVILLE	0005160	LAMOILLE	NaF	ADJ	09/70	3800		1.1
TOTAL POPULATION SERVED BY SOURCE WATER SYSTEM - - - - -						3800		
NEWBURY	0005175	ORANGE	NaF	ADJ	10/87	460		1.1
TOTAL POPULATION SERVED BY SOURCE WATER SYSTEM - - - - -						460		
NEWPORT	0005202	ORLEANS	NaF	ADJ	01/69	5500		1.1
TOTAL POPULATION SERVED BY SOURCE WATER SYSTEM - - - - -						5500		
NORTH HERO	0006647	GRAND ISLE	NaF	ADJ	06/74	150		4.9
TOTAL POPULATION SERVED BY SOURCE WATER SYSTEM - - - - -						150		
NORTHFIELD	0005275	WASHINGTON	NaF	ADJ	08/76	4000		1.1
TOTAL POPULATION SERVED BY SOURCE WATER SYSTEM - - - - -						4000		

POPULATION SERVED FLUORIDATED DRINKING WATER BY SOURCE SYSTEM,
CONSECUTIVE SYSTEM, AND COUNTY WITHIN STATE (AS OF 12/31/92)

VERMONT

WATER SYSTEMS AND CONSECUTIVE SYSTEMS SERVED	EPA ID NO	COUNTY	CHEM USED	STATUS	FLUOR START DATE	POP SERVED	NATURAL SYSTEMS NAT LEVEL	OPT LEVEL
NORWICH	0005326	WINDSOR	NaF	ADJ	11/71	1200		1.1
TOTAL POPULATION SERVED BY SOURCE WATER SYSTEM - - - - -						1200		
ORLEANS	0005190	ORLEANS	NaF	ADJ	01/69	1200		1.1
TOTAL POPULATION SERVED BY SOURCE WATER SYSTEM - - - - -						1200		
PLAINFIELD	0005277	WASHINGTON	NaF	ADJ	04/80	1050		1.1
TOTAL POPULATION SERVED BY SOURCE WATER SYSTEM - - - - -						1050		
POULTNEY	0005227	RUTLAND	Acid	ADJ	06/84	2700		1.1
TOTAL POPULATION SERVED BY SOURCE WATER SYSTEM - - - - -						2700		
POWNAI	0006665	BENNINGTON	NaF	ADJ	11/78	416		4.9
TOTAL POPULATION SERVED BY SOURCE WATER SYSTEM - - - - -						416		
PROCTOR	0005228	RUTLAND	NaF	ADJ	01/63	2700		1.1
TOTAL POPULATION SERVED BY SOURCE WATER SYSTEM - - - - -						2700		
RICHMOND	0005084	CHITTENDEN	NaF	ADJ	11/72	1000		1.1
TOTAL POPULATION SERVED BY SOURCE WATER SYSTEM - - - - -						1000		
RUTLAND	0005229	RUTLAND	Acid	ADJ	/83	18500		1.1
TOTAL POPULATION SERVED BY SOURCE WATER SYSTEM - - - - -						18500		
SAXTONS RIVER	0006629	WINDHAM	NaF	ADJ	00/00	150		4.9
TOTAL POPULATION SERVED BY SOURCE WATER SYSTEM - - - - -						150		
SPRINGFIELD	0005333	WINDSOR	NaF	ADJ	04/75	8500		1.1
TOTAL POPULATION SERVED BY SOURCE WATER SYSTEM - - - - -						8500		
ST ALBANS	0005130	FRANKLIN	Acid	ADJ	06/84	9500		1.1
TOTAL POPULATION SERVED BY SOURCE WATER SYSTEM - - - - -						9500		
ST JOHNSBURY	0005045	CALEDONIA	Acid	ADJ	01/69	4500		1.1
TOTAL POPULATION SERVED BY SOURCE WATER SYSTEM - - - - -						4500		
SUNDERLAND	0006080	BENNINGTON	NaF	ADJ	08/79	120		4.9
TOTAL POPULATION SERVED BY SOURCE WATER SYSTEM - - - - -						120		

POPULATION SERVED FLUORIDATED DRINKING WATER BY SOURCE SYSTEM,
CONSECUTIVE SYSTEM, AND COUNTY WITHIN STATE (AS OF 12/31/92)

VERMONT

WATER SYSTEMS AND CONSECUTIVE SYSTEMS SERVED	EPA ID NO	COUNTY	CHEM USED	STATUS	FLUOR START DATE	POP SERVED	NATURAL SYSTEMS NAT LEVEL	OPT LEVEL
SWANTON	0005132	FRANKLIN	Acid	ADJ	08/50	3500		1.1
TOTAL POPULATION SERVED BY SOURCE WATER SYSTEM - - - - -						3500		
TUNBRIDGE	0006628	ORANGE	NaF	ADJ	11/73	158		4.9
TOTAL POPULATION SERVED BY SOURCE WATER SYSTEM - - - - -						158		
UNDERHILL CENTER	0006067	CHITTENDEN	NaF	ADJ	01/73	220		4.9
TOTAL POPULATION SERVED BY SOURCE WATER SYSTEM - - - - -						220		
UNDERHILL-JERICO	0005096	CHITTENDEN	NaF	ADJ	11/81	725		1.1
TOTAL POPULATION SERVED BY SOURCE WATER SYSTEM - - - - -						725		
VERGENNES-PANTON WATER DIS.	0005010	ADDISON	NaF	ADJ	12/73	2750		1.1
TOTAL POPULATION SERVED BY SOURCE WATER SYSTEM - - - - -						2750		
VERSHIRE	0006601	ORANGE	NaF	ADJ	03/74	70		4.9
TOTAL POPULATION SERVED BY SOURCE WATER SYSTEM - - - - -						70		
WAITSFIELD	0006718	WASHINGTON	NaF	ADJ	03/74	169		4.9
TOTAL POPULATION SERVED BY SOURCE WATER SYSTEM - - - - -						169		
WARREN	0006664	WASHINGTON	NaF	ADJ	04/74	167		4.9
TOTAL POPULATION SERVED BY SOURCE WATER SYSTEM - - - - -						167		
WASHINGTON	0006701	ORANGE	NaF	ADJ	06/73	157		4.9
TOTAL POPULATION SERVED BY SOURCE WATER SYSTEM - - - - -						157		
WATERBURY	0005284	WASHINGTON	NaF	ADJ	11/68	2500		1.1
TOTAL POPULATION SERVED BY SOURCE WATER SYSTEM - - - - -						2500		
WEST FAIRLEE	0006676	ORANGE	NaF	ADJ	11/73	72		4.9
TOTAL POPULATION SERVED BY SOURCE WATER SYSTEM - - - - -						72		

STATE SUMMARY DATA AS OF 12/31/92

VIRGINIA

SYSTEM SIZE CLASSIFICATION

	FLUORIDATED SYSTEMS		PUBLIC WATER SYSTEMS	
	NUMBER OF SYSTEMS	TOTAL POPULATION	NUMBER OF SYSTEMS	TOTAL POPULATION
=<1,000	212	58,041	1,322	266,000
1,001-5,000	61	158,565	162	376,000
5,001-10,000	29	200,591	36	254,000
10,001-50,000	33	745,324	49	1,049,000
50,001-100,000	2	141,837	3	217,000
>100,000	12	2,512,780	15	3,136,000
TOTAL	349	3,817,138	1,587	5,297,000

FLUORIDATED SYSTEM CLASSIFICATION

	NUMBER	POPULATION	PERCENTAGE (POP.)
ADJUSTED	119	3,092,813	81.0
CONSECUTIVE	21	477,631	12.5
NATURAL	209	246,694	6.5
TOTAL	349	3,817,138	

SCHOOLS, INDIAN AND MILITARY SYSTEMS

	ADJUSTED		NATURAL	
	NUMBER	POP.	NUMBER	POP.
TOTAL SCHOOLS	5	3,020	0	0
INDIAN SYSTEMS	0	0	0	0
INDIAN SCHOOLS	0	0	0	0
MILITARY SYSTEMS	2	11,714	0	0

CHEMICAL USAGE OF FLUORIDATING SYSTEMS

	NUMBER	POPULATION
SODIUM FLUORIDE	45	742,571
SODIUM SILICOFUORIDE	30	853,330
HYDROFLUOSILICIC ACID	62	1,923,764

POPULATION SERVED FLUORIDATED DRINKING WATER BY SOURCE SYSTEM,
CONSECUTIVE SYSTEM, AND COUNTY WITHIN STATE (AS OF 12/31/92)

VIRGINIA

WATER SYSTEMS AND CONSECUTIVE SYSTEMS SERVED	EPA ID NO	COUNTY	CHEM USED	STATUS	FLUOR START DATE	POP SERVED	NATURAL SYSTEMS NAT LEVEL	OPT LEVEL
ABEL LAKE	6179775	STAFFORD	Acid	ADJ	09/83	20000		0.9
TOTAL POPULATION SERVED BY SOURCE WATER SYSTEM - - - - -						20000		
ALTAVISTA	5031050	CAMPBELL	Acid	ADJ	/82	3900		0.9
TOTAL POPULATION SERVED BY SOURCE WATER SYSTEM - - - - -						3900		
AMHERST	5009050	AMHERST	Acid	ADJ	10/87	2500		0.9
TOTAL POPULATION SERVED BY SOURCE WATER SYSTEM - - - - -						2500		
AMHERST CO.SER.AUTH.	5009250	AMHERST	NaF	ADJ	09/89	14000		0.9
TOTAL POPULATION SERVED BY SOURCE WATER SYSTEM - - - - -						14000		
APPALACHIA	1195050	WISE	Acid	ADJ	02/90	3725		0.9
TOTAL POPULATION SERVED BY SOURCE WATER SYSTEM - - - - -						3725		
APPOMATTOX RIVER AUTH (ARWA)	4041035	CHESTERFIELD	Acid	ADJ	11/68	23500		0.9
DINWIDDIE	3053280	DINWIDDIE		CONS		5500		
FT LEE	3149247	PRINCE GEORGE		CONS		11594		
TOTAL POPULATION SERVED BY SOURCE WATER SYSTEM - - - - -						40594		
AQUIA	6179100	STAFFORD	Acid	ADJ	10/81	14680		0.9
TOTAL POPULATION SERVED BY SOURCE WATER SYSTEM - - - - -						14680		
ARBOR MEADOWS	3800010	SUFFOLK		NATL		424	4.9	
TOTAL POPULATION SERVED BY SOURCE WATER SYSTEM - - - - -						424		
ASHLAND	4085840	HANOVER	Acid	ADJ	04/85	5100		0.9
TOTAL POPULATION SERVED BY SOURCE WATER SYSTEM - - - - -						5100		
AUGUSTA CO SYS AUTH	2015575	AUGUSTA	Acid	ADJ	09/82	15000		0.9
TOTAL POPULATION SERVED BY SOURCE WATER SYSTEM - - - - -						15000		
BAILY TLR PK	3181100	SURRY		NATL		45	3.0	
TOTAL POPULATION SERVED BY SOURCE WATER SYSTEM - - - - -						45		
BALL POINT	4103100	LANCASTER		NATL		60	3.2	
TOTAL POPULATION SERVED BY SOURCE WATER SYSTEM - - - - -						60		

POPULATION SERVED FLUORIDATED DRINKING WATER BY SOURCE SYSTEM,
CONSECUTIVE SYSTEM, AND COUNTY WITHIN STATE (AS OF 12/31/92)

VIRGINIA

WATER SYSTEMS AND CONSECUTIVE SYSTEMS SERVED	EPA ID NO	COUNTY	CHEM USED	STATUS	FLUOR START DATE	POP SERVED	NATURAL NAT LEVEL	SYSTEMS OPT LEVEL
BARNHARD DUCKFARM	4119200	MIDDLESEX		NATL		160	2.0	
TOTAL POPULATION SERVED BY SOURCE WATER SYSTEM - - - - -						160		
BATTERY PARK	3093050	ISLE OF WIGHT		NATL		280	4.5	
TOTAL POPULATION SERVED BY SOURCE WATER SYSTEM - - - - -						280		
BAY QUARTER WATER CO	4133040	NORTHUMBERLAND		NATL		264	1.1	
TOTAL POPULATION SERVED BY SOURCE WATER SYSTEM - - - - -						264		
BEALE'S CORNER	3800030	SUFFOLK		NATL		76	6.0	
TOTAL POPULATION SERVED BY SOURCE WATER SYSTEM - - - - -						76		
BECK'S SUBD	3800040	SUFFOLK		NATL		240	5.3	
TOTAL POPULATION SERVED BY SOURCE WATER SYSTEM - - - - -						240		
BEDFORD	5515050	BEDFORD	Acid	ADJ	07/58	8000		0.9
TOTAL POPULATION SERVED BY SOURCE WATER SYSTEM - - - - -						8000		
BELL ACRES	4159100	RICHMOND		NATL		64	2.3	
TOTAL POPULATION SERVED BY SOURCE WATER SYSTEM - - - - -						64		
BENN'S CHURCH	3093100	ISLE OF WIGHT		NATL		112	4.3	
TOTAL POPULATION SERVED BY SOURCE WATER SYSTEM - - - - -						112		
BENNETT'S HARBOR	3800050	SUFFOLK		NATL		464	4.9	
TOTAL POPULATION SERVED BY SOURCE WATER SYSTEM - - - - -						464		
BERKLEY BEACH-EBB TIDE	4193120	WESTMORELAND		NATL		735	2.1	
TOTAL POPULATION SERVED BY SOURCE WATER SYSTEM - - - - -						735		
BERRYVILLE	2043125	CLARK	NaF	ADJ	06/84	2977		0.9
TOTAL POPULATION SERVED BY SOURCE WATER SYSTEM - - - - -						2977		
BERWYN WAY SUBD	3800060	SUFFOLK		NATL		80	4.6	
TOTAL POPULATION SERVED BY SOURCE WATER SYSTEM - - - - -						80		
BETHEL HGTS	3093111	ISLE OF WIGHT		NATL		92	3.3	
TOTAL POPULATION SERVED BY SOURCE WATER SYSTEM - - - - -						92		

POPULATION SERVED FLUORIDATED DRINKING WATER BY SOURCE SYSTEM,
CONSECUTIVE SYSTEM, AND COUNTY WITHIN STATE (AS OF 12/31/92)

VIRGINIA

WATER SYSTEMS AND CONSECUTIVE SYSTEMS SERVED	EPA ID NO	COUNTY	CHEM USED	STATUS	FLUOR START DATE	POP SERVED	NATURAL SYSTEMS NAT LEVEL	OPT LEVEL
BIG CANEY WATER CORP.	1051050	DICKENSON	NaSiF6	ADJ	09/89	4800		0.9
TOTAL POPULATION SERVED BY SOURCE WATER SYSTEM - - - - -						4800		
BIG STONE GAP	1195100	WISE	NaSiF6	ADJ	02/67	9000		0.9
TOTAL POPULATION SERVED BY SOURCE WATER SYSTEM - - - - -						9000		
BLACK STUMP	4103130	LANCASTER		NATL		64	3.7	
TOTAL POPULATION SERVED BY SOURCE WATER SYSTEM - - - - -						64		
BLEKE HALL SUBV.	4193520	WESTMORELAND		NATL		228	1.6	
TOTAL POPULATION SERVED BY SOURCE WATER SYSTEM - - - - -						228		
BLUEFIELD	1185061	TAZEWELL	NaSiF6	ADJ	03/64	7450		0.9
TOTAL POPULATION SERVED BY SOURCE WATER SYSTEM - - - - -						7450		
BRANCHVILLE	3175130	SOUTHAMPTON		NATL		1000	5.6	
TOTAL POPULATION SERVED BY SOURCE WATER SYSTEM - - - - -						1000		
BRIDGEWATER	2165045	ROCKINGHAM	Acid	ADJ	11/66	3828		0.9
TOTAL POPULATION SERVED BY SOURCE WATER SYSTEM - - - - -						3828		
BRIGHTWATERS	4103150	LANCASTER		NATL		32	0.0	
TOTAL POPULATION SERVED BY SOURCE WATER SYSTEM - - - - -						32		
BRISTOL	1520070	WASHINGTON	NaSiF6	ADJ	05/54	20000		0.9
TOTAL POPULATION SERVED BY SOURCE WATER SYSTEM - - - - -						20000		
BROADWAY	2165060	ROCKINGHAM	NaF	ADJ	02/74	1700		0.9
TOTAL POPULATION SERVED BY SOURCE WATER SYSTEM - - - - -						1700		
BROOKSIDE TRL CT	3175140	SOUTHAMPTON		NATL		75	1.0	
TOTAL POPULATION SERVED BY SOURCE WATER SYSTEM - - - - -						75		
BROWN'S STORE	4133110	NORTHUMBERLAND		NATL		1048	1.7	
TOTAL POPULATION SERVED BY SOURCE WATER SYSTEM - - - - -						1048		

POPULATION SERVED FLUORIDATED DRINKING WATER BY SOURCE SYSTEM,
CONSECUTIVE SYSTEM, AND COUNTY WITHIN STATE (AS OF 12/31/92)

VIRGINIA

WATER SYSTEMS AND CONSECUTIVE SYSTEMS SERVED	EPA ID NO	COUNTY	CHEM USED	STATUS	FLUOR START DATE	POP SERVED	NATURAL SYSTEMS NAT LEVEL	OPT LEVEL
BUCKINGHAM CO	5029085	BUCKINGHAM	NaF	ADJ	/84	1400		0.9
TOTAL POPULATION SERVED BY SOURCE WATER SYSTEM - - - - -						1400		
BUENA VISTA	2530125	ROCKBRIDGE	NaF	ADJ	/81	6425		0.9
TOTAL POPULATION SERVED BY SOURCE WATER SYSTEM - - - - -						6425		
BUFFALO SPRING	5117147	MECKLENBURG		NATL		100	1.4	
TOTAL POPULATION SERVED BY SOURCE WATER SYSTEM - - - - -						100		
BULLOCK TRL PK	3800130	SUFFOLK		NATL		255	5.0	
TOTAL POPULATION SERVED BY SOURCE WATER SYSTEM - - - - -						255		
BURGESS	4133120	NORTHUMBERLAND		NATL		164	2.8	
TOTAL POPULATION SERVED BY SOURCE WATER SYSTEM - - - - -						164		
BYRDTOWN (RODGERS)	3800080	SUFFOLK		NATL		144	5.7	
TOTAL POPULATION SERVED BY SOURCE WATER SYSTEM - - - - -						144		
CABIN POINT	4193240	WESTMORELAND		NATL		710	1.8	
TOTAL POPULATION SERVED BY SOURCE WATER SYSTEM - - - - -						710		
CANTON WATERWORKS	3001080	ACCOMACK		NATL		45	3.9	
TOTAL POPULATION SERVED BY SOURCE WATER SYSTEM - - - - -						45		
CARISBROOK	3093120	ISLE OF WIGHT		NATL		600	4.5	
TOTAL POPULATION SERVED BY SOURCE WATER SYSTEM - - - - -						600		
CARROLLTON	3093150	ISLE OF WIGHT		NATL		80	5.0	
TOTAL POPULATION SERVED BY SOURCE WATER SYSTEM - - - - -						80		
CARROLLTON COURT	3093155	ISLE OF WIGHT		NATL		64	4.7	
TOTAL POPULATION SERVED BY SOURCE WATER SYSTEM - - - - -						64		
CARRSVILLE W C	3093170	ISLE OF WIGHT		NATL		500	5.0	
TOTAL POPULATION SERVED BY SOURCE WATER SYSTEM - - - - -						500		
CAVER GARDENS	3199200	YORK		NATL		268	3.0	
TOTAL POPULATION SERVED BY SOURCE WATER SYSTEM - - - - -						268		

POPULATION SERVED FLUORIDATED DRINKING WATER BY SOURCE SYSTEM,
CONSECUTIVE SYSTEM, AND COUNTY WITHIN STATE (AS OF 12/31/92)

VIRGINIA

WATER SYSTEMS AND CONSECUTIVE SYSTEMS SERVED	EPA ID NO	COUNTY	CHEM USED	STATUS	FLUOR START DATE	POP SERVED	NATURAL SYSTEMS NAT LEVEL	OPT LEVEL
CEDAR POINT	3800100	SUFFOLK			NATL	325	4.6	
TOTAL POPULATION SERVED BY SOURCE WATER SYSTEM - - - - -						325		
CHARLOTTESVILLE	2540500	ALBEMARLE	NaSiF6	ADJ	/54	45000		0.9
TOTAL POPULATION SERVED BY SOURCE WATER SYSTEM - - - - -						45000		
CHATHAM	5143114	PITTSYLVANIA	Acid	ADJ	04/55	2500		0.9
TOTAL POPULATION SERVED BY SOURCE WATER SYSTEM - - - - -						2500		
CHERRY GROVE ACRES W C	3093180	ISLE OF WIGHT			NATL	100	4.6	
TOTAL POPULATION SERVED BY SOURCE WATER SYSTEM - - - - -						100		
CHESAPEAKE	3550051	CHESAPEAKE	Acid	ADJ	09/83	136600		0.9
TOTAL POPULATION SERVED BY SOURCE WATER SYSTEM - - - - -						136600		
CHESAPEAKE BAY ESTS	4133200	NORTHUMBERLAND			NATL	400	2.2	
TOTAL POPULATION SERVED BY SOURCE WATER SYSTEM - - - - -						400		
CHILHOWIE	1173090	SMYTH	NaF	ADJ	02/87	3600		0.9
TOTAL POPULATION SERVED BY SOURCE WATER SYSTEM - - - - -						3600		
CHRISTCHURCH SCHOOL	4119400	MIDDLESEX			NATL	213	2.1	
TOTAL POPULATION SERVED BY SOURCE WATER SYSTEM - - - - -						213		
CHUCKATUCK	3800120	SUFFOLK			NATL	291	5.3	
TOTAL POPULATION SERVED BY SOURCE WATER SYSTEM - - - - -						291		
CHURCHFIELDS	4103200	LANCASTER			NATL	44	3.3	
TOTAL POPULATION SERVED BY SOURCE WATER SYSTEM - - - - -						44		
CITIZENS WATER LEAGUE	3800780	SUFFOLK			NATL	164	4.9	
TOTAL POPULATION SERVED BY SOURCE WATER SYSTEM - - - - -						164		
CLARKSVILLE	5117310	MECKLENBURG	Acid	ADJ	11/75	1650		0.9
TOTAL POPULATION SERVED BY SOURCE WATER SYSTEM - - - - -						1650		

POPULATION SERVED FLUORIDATED DRINKING WATER BY SOURCE SYSTEM,
CONSECUTIVE SYSTEM, AND COUNTY WITHIN STATE (AS OF 12/31/92)

VIRGINIA

WATER SYSTEMS AND CONSECUTIVE SYSTEMS SERVED	EPA ID NO	COUNTY	CHEM USED	STATUS	FLUOR START DATE	POP SERVED	NATURAL SYSTEMS NAT LEVEL	OPT LEVEL
CLYDES DALE MHP	3093190	ISLE OF WIGHT		NATL		523	2.3	
		TOTAL POPULATION SERVED BY SOURCE WATER SYSTEM - - - - -				523		
COBBS CREEK	4115435	MATTHEWS	NaF	ADJ	/80	100		4.5
		TOTAL POPULATION SERVED BY SOURCE WATER SYSTEM - - - - -				100		
COEBURN	1195170	WISE	Acid	ADJ	03/72	3770		0.9
		TOTAL POPULATION SERVED BY SOURCE WATER SYSTEM - - - - -				3770		
COLONIAL BEACH	4193280	WESTMORELAND		NATL		4000	1.5	
		TOTAL POPULATION SERVED BY SOURCE WATER SYSTEM - - - - -				4000		
COLONIAL NATIONAL HIST PARK	3095100	JAMES CITY		NATL		1000	3.9	
		TOTAL POPULATION SERVED BY SOURCE WATER SYSTEM - - - - -				1000		
COLONY MANOR	3550200	CHESAPEAKE		NATL		180	3.9	
		TOTAL POPULATION SERVED BY SOURCE WATER SYSTEM - - - - -				180		
CORROTOMAN BY THE BAY	4103230	LANCASTER		NATL		200	2.0	
		TOTAL POPULATION SERVED BY SOURCE WATER SYSTEM - - - - -				200		
COURTLAND	3175220	SOUTHAMPTON		NATL		966	4.0	
		TOTAL POPULATION SERVED BY SOURCE WATER SYSTEM - - - - -				966		
COVE COLONY	4103250	LANCASTER		NATL		124	1.8	
		TOTAL POPULATION SERVED BY SOURCE WATER SYSTEM - - - - -				124		
COVINGTON	2580100	ALLEGHANY	Acid	ADJ	05/67	7400		0.9
		TOTAL POPULATION SERVED BY SOURCE WATER SYSTEM - - - - -				7400		
CRANEY ISLAND	4085170	HANOVER		NATL		268	1.3	
		TOTAL POPULATION SERVED BY SOURCE WATER SYSTEM - - - - -				268		
CREWE	5135160	NOTTOWAY	NaF	ADJ	06/81	2400		0.9
		TOTAL POPULATION SERVED BY SOURCE WATER SYSTEM - - - - -				2400		
CRITTENDEN	3800140	SUFFOLK		NATL		200	4.9	
		TOTAL POPULATION SERVED BY SOURCE WATER SYSTEM - - - - -				200		

POPULATION SERVED FLUORIDATED DRINKING WATER BY SOURCE SYSTEM,
CONSECUTIVE SYSTEM, AND COUNTY WITHIN STATE (AS OF 12/31/92)

VIRGINIA

WATER SYSTEMS AND CONSECUTIVE SYSTEMS SERVED	EPA ID NO	COUNTY	CHEM USED	STATUS	FLUOR START DATE	POP SERVED	NATURAL SYSTEMS NAT LEVEL	OPT LEVEL
CROZET	2003050	ALBEMARLE	NaF	ADJ	01/83	3000		0.9
TOTAL POPULATION SERVED BY SOURCE WATER SYSTEM - - - - -						3000		
CULPEPER	6047500	CULPEPER	Acid	ADJ	10/65	8500		0.9
TOTAL POPULATION SERVED BY SOURCE WATER SYSTEM - - - - -						8500		
CUMBERLAND ELEM	5049090	CUMBERLAND	NaF	ADJ	/80	990		4.5
TOTAL POPULATION SERVED BY SOURCE WATER SYSTEM - - - - -						990		
CUMBERLAND HIGH	5049100	CUMBERLAND	NaF	ADJ	/82	990		4.5
TOTAL POPULATION SERVED BY SOURCE WATER SYSTEM - - - - -						990		
CUMBERLAND HOSPITAL	4127141	NEW KENT		NATL		100	2.0	
TOTAL POPULATION SERVED BY SOURCE WATER SYSTEM - - - - -						100		
CYPRESS COVE GARDENS	3175260	SOUTHAMPTON		NATL		80	4.6	
TOTAL POPULATION SERVED BY SOURCE WATER SYSTEM - - - - -						80		
DAINGERFIELD	4057250	ESSEX		NATL		40	1.9	
TOTAL POPULATION SERVED BY SOURCE WATER SYSTEM - - - - -						40		
DANVILLE	5590100	PITTSYLVANIA	Acid	ADJ	10/53	53056		0.9
MT CROSS ROAD	5143394	PITTSYLVANIA		CONS		780		
MT HERMON	5143396	PITTSYLVANIA		CONS		2280		
SHERWOOD ACRES	5143741	PITTSYLVANIA		CONS		400		
WESTOVER HILLS	5143910	PITTSYLVANIA		CONS		2000		
TOTAL POPULATION SERVED BY SOURCE WATER SYSTEM - - - - -						58516		
DAYLE ACRES	3800190	SUFFOLK		NATL		56	4.9	
TOTAL POPULATION SERVED BY SOURCE WATER SYSTEM - - - - -						56		
DAYS POINT	3093200	ISLE OF WIGHT		NATL		268	4.0	
TOTAL POPULATION SERVED BY SOURCE WATER SYSTEM - - - - -						268		
DAYTON	2165210	ROCKINGHAM	Acid	ADJ	11/82	978		0.9
TOTAL POPULATION SERVED BY SOURCE WATER SYSTEM - - - - -						978		

POPULATION SERVED FLUORIDATED DRINKING WATER BY SOURCE SYSTEM,
CONSECUTIVE SYSTEM, AND COUNTY WITHIN STATE (AS OF 12/31/92)

VIRGINIA

WATER SYSTEMS AND CONSECUTIVE SYSTEMS SERVED	EPA ID NO	COUNTY	CHEM USED	STATUS	FLUOR START DATE	POP SERVED	NATURAL NAT LEVEL	SYSTEMS OPT LEVEL
DEERFIELD SUBD	3800180	SUFFOLK		NATL		492	4.4	
TOTAL POPULATION SERVED BY SOURCE WATER SYSTEM - - - - -						492		
DRIFTWOOD BEACH	4193360	WESTMORELAND		NATL		196	1.8	
TOTAL POPULATION SERVED BY SOURCE WATER SYSTEM - - - - -						196		
DUCK TRL CT	3093220	ISLE OF WIGHT		NATL		138	2.5	
TOTAL POPULATION SERVED BY SOURCE WATER SYSTEM - - - - -						138		
DUFFIELD DEVEL AUTH	1169200	SCOTT	NaF	ADJ	01/88	1500		0.9
TOTAL POPULATION SERVED BY SOURCE WATER SYSTEM - - - - -						1500		
DUNGANNON	1169225	WISE		NATL		340	1.0	
TOTAL POPULATION SERVED BY SOURCE WATER SYSTEM - - - - -						340		
EASTERNSHORE WILDLIFE	3131122	NORTHAMPTON		NATL		25	0.8	
TOTAL POPULATION SERVED BY SOURCE WATER SYSTEM - - - - -						25		
ECLIPSE	3800210	SUFFOLK		NATL		120	4.4	
TOTAL POPULATION SERVED BY SOURCE WATER SYSTEM - - - - -						120		
ECLIPSE WA INC	3800200	SUFFOLK		NATL		59	4.5	
TOTAL POPULATION SERVED BY SOURCE WATER SYSTEM - - - - -						59		
EDGEHILL	3175340	SOUTHAMPTON		NATL		332	2.4	
TOTAL POPULATION SERVED BY SOURCE WATER SYSTEM - - - - -						332		
EDWARD'S TRL PK	3093225	ISLE OF WIGHT		NATL		100	3.0	
TOTAL POPULATION SERVED BY SOURCE WATER SYSTEM - - - - -						100		
ELKTON	2165270	ROCKBRIDGE	Acid	ADJ	02/89	1511		0.9
TOTAL POPULATION SERVED BY SOURCE WATER SYSTEM - - - - -						1511		
EMPORIA	3595250	GREENSVILLE	Acid	ADJ	10/78	5600		0.9
TOTAL POPULATION SERVED BY SOURCE WATER SYSTEM - - - - -						5600		
FAIRFAX CO WATER AUTH-OCOQUAN	6059500	FAIRFAX	Acid	ADJ	06/53	550000		0.9

POPULATION SERVED FLUORIDATED DRINKING WATER BY SOURCE SYSTEM,
CONSECUTIVE SYSTEM, AND COUNTY WITHIN STATE (AS OF 12/31/92)

VIRGINIA

WATER SYSTEMS AND CONSECUTIVE SYSTEMS SERVED	EPA ID NO	COUNTY	CHEM USED	STATUS	FLUOR START DATE	POP SERVED	NATURAL SYSTEMS NAT LEVEL	OPT LEVEL
FALLS CHURCH (PART)	6610100	FAIRFAX		CONS		108000		
TOTAL POPULATION SERVED BY SOURCE WATER SYSTEM - - - - -						658000		
FAIRFAX CO WATER AUTH-POTOMAC	6059501	FAIRFAX	Acid	ADJ	06/53	150000		0.9
TOTAL POPULATION SERVED BY SOURCE WATER SYSTEM - - - - -						150000		
FAIRFAX, CITY	6600100	FAIRFAX	Acid	ADJ	06/53	38000		0.9
TOTAL POPULATION SERVED BY SOURCE WATER SYSTEM - - - - -						38000		
FARMVILLE	5147170	PRINCE EDWARD	Acid	ADJ	04/54	6250		0.9
TOTAL POPULATION SERVED BY SOURCE WATER SYSTEM - - - - -						6250		
FED CORRECT INS	3149240	PETERSBURG		NATL		1360		0.9
TOTAL POPULATION SERVED BY SOURCE WATER SYSTEM - - - - -						1360		
FIRST COLONY	3095240	JAMES CITY		NATL		796		4.6
TOTAL POPULATION SERVED BY SOURCE WATER SYSTEM - - - - -						796		
FLEETON	4133280	NORTHUMBERLAND		NATL		40		2.2
TOTAL POPULATION SERVED BY SOURCE WATER SYSTEM - - - - -						40		
FOREST GLEN TERRACE	3800240	SUFFOLK		NATL		80		5.4
TOTAL POPULATION SERVED BY SOURCE WATER SYSTEM - - - - -						80		
FOXWELLS	4103350	LANCASTER		NATL		300		3.2
TOTAL POPULATION SERVED BY SOURCE WATER SYSTEM - - - - -						300		
FRANKLIN	3620350	FRANKLIN		NATL		9000		3.8
TOTAL POPULATION SERVED BY SOURCE WATER SYSTEM - - - - -						9000		
FREDERICKSBURG	6630050	SPOTSYLVANIA	NaSiF6	ADJ	02/53	20750		0.9
TOTAL POPULATION SERVED BY SOURCE WATER SYSTEM - - - - -						20750		
FRIES	1077240	GRAYSON	NaF	ADJ	06/52	900		0.9
TOTAL POPULATION SERVED BY SOURCE WATER SYSTEM - - - - -						900		
FRONT ROYAL	2187406	WARREN	NaSiF6	ADJ	12/63	10900		0.9

POPULATION SERVED FLUORIDATED DRINKING WATER BY SOURCE SYSTEM,
CONSECUTIVE SYSTEM, AND COUNTY WITHIN STATE (AS OF 12/31/92)

VIRGINIA

WATER SYSTEMS AND CONSECUTIVE SYSTEMS SERVED	EPA ID NO	COUNTY	CHEM USED	STATUS	FLUOR START DATE	POP SERVED	NATURAL SYSTEMS NAT LEVEL	OPT LEVEL
SHENANDOAH SHORES	2187812	WARREN		CONS		233		
TOTAL POPULATION SERVED BY SOURCE WATER SYSTEM - - - - -						11133		
GALAX	1640243	GRAYSON	NaSiF6	ADJ	09/67	6500		0.9
TOTAL POPULATION SERVED BY SOURCE WATER SYSTEM - - - - -						6500		
GATE CITY	1169405	SCOTT	NaSiF6	ADJ	12/70	2500		0.9
ECONOMICAL SUBDIV	1169300	SCOTT		CONS		50		
TOTAL POPULATION SERVED BY SOURCE WATER SYSTEM - - - - -						2550		
GLASGOW	2163225	ROCKBRIDGE	NaF	ADJ	06/84	1000		0.9
TOTAL POPULATION SERVED BY SOURCE WATER SYSTEM - - - - -						1000		
GLEBE POINT	4133320	NORTHUMBERLAND		NATL		112	1.9	
TOTAL POPULATION SERVED BY SOURCE WATER SYSTEM - - - - -						112		
GLENWOOD	5143194	PITTSYLVANIA		NATL		900	0.8	
TOTAL POPULATION SERVED BY SOURCE WATER SYSTEM - - - - -						900		
GLOUCESTER CO SAN DIST	4073320	GLOUCESTER		NATL		1304	2.0	
TOTAL POPULATION SERVED BY SOURCE WATER SYSTEM - - - - -						1304		
GLOUCESTER POINT SD 2	4073310	GLOUCESTER		NATL		3350	2.1	
TOTAL POPULATION SERVED BY SOURCE WATER SYSTEM - - - - -						3350		
GORDONSVILLE	6137400	ORANGE	Acid	ADJ	12/70	1400		0.9
TOTAL POPULATION SERVED BY SOURCE WATER SYSTEM - - - - -						1400		
GREEN SPRINGS MHP	3095320	JAMES CITY		NATL		258	2.2	
TOTAL POPULATION SERVED BY SOURCE WATER SYSTEM - - - - -						258		
GRETNA	5143210	PITTSYLVANIA	NaF	ADJ	07/83	1300		0.9
TOTAL POPULATION SERVED BY SOURCE WATER SYSTEM - - - - -						1300		
GWYNFIELD SUBD	4057400	ESSEX		NATL		480	2.1	
TOTAL POPULATION SERVED BY SOURCE WATER SYSTEM - - - - -						480		

POPULATION SERVED FLUORIDATED DRINKING WATER BY SOURCE SYSTEM,
CONSECUTIVE SYSTEM, AND COUNTY WITHIN STATE (AS OF 12/31/92)

VIRGINIA

WATER SYSTEMS AND CONSECUTIVE SYSTEMS SERVED	EPA ID NO	COUNTY	CHEM USED	STATUS	FLUOR START DATE	POP SERVED	NATURAL SYSTEMS NAT LEVEL	OPT LEVEL
H O CARTER SUBD	3800088	SUFFOLK		NATL		60	0.7	
TOTAL POPULATION SERVED BY SOURCE WATER SYSTEM - - - - -						60		
HARRISONBURG	2660345	ROCKINGHAM	NaF	ADJ	09/55	30000		0.9
TOTAL POPULATION SERVED BY SOURCE WATER SYSTEM - - - - -						30000		
HAYNESVILLE CORRECTIONAL	4159200	RICHMOND		NATL		120	1.9	
TOTAL POPULATION SERVED BY SOURCE WATER SYSTEM - - - - -						120		
HEATHSVILLE	4133360	NORTHUMBERLAND		NATL		368	1.2	
TOTAL POPULATION SERVED BY SOURCE WATER SYSTEM - - - - -						368		
HENRY CO SERV AUTH	5089487	HENRY	NaF	ADJ	06/82	3770		0.9
TOTAL POPULATION SERVED BY SOURCE WATER SYSTEM - - - - -						3770		
HERITAGE POINT	4103500	LANCASTER		NATL		1264	2.4	
TOTAL POPULATION SERVED BY SOURCE WATER SYSTEM - - - - -						1264		
HILLSVILLE	1035295	CARROLL	NaF	ADJ	03/81	2700		0.9
TOTAL POPULATION SERVED BY SOURCE WATER SYSTEM - - - - -						2700		
HOBSON ARTESIAN WELL	3800290	SUFFOLK		NATL		180	5.0	
TOTAL POPULATION SERVED BY SOURCE WATER SYSTEM - - - - -						180		
HOBSON CIVIC	3800300	SUFFOLK		NATL		148	4.9	
TOTAL POPULATION SERVED BY SOURCE WATER SYSTEM - - - - -						148		
HOLLAND WATER CO	3800310	SUFFOLK		NATL		400	5.4	
TOTAL POPULATION SERVED BY SOURCE WATER SYSTEM - - - - -						400		
HOLLYWOOD	3800320	SUFFOLK		NATL		56	6.3	
TOTAL POPULATION SERVED BY SOURCE WATER SYSTEM - - - - -						56		
HORNER'S BEACH	4193560	WESTMORELAND		NATL		184	1.9	
TOTAL POPULATION SERVED BY SOURCE WATER SYSTEM - - - - -						184		
HORSESHOE MANOR	6099285	KING GEORGE		NATL		44	1.0	
TOTAL POPULATION SERVED BY SOURCE WATER SYSTEM - - - - -						44		

POPULATION SERVED FLUORIDATED DRINKING WATER BY SOURCE SYSTEM,
CONSECUTIVE SYSTEM, AND COUNTY WITHIN STATE (AS OF 12/31/92)

VIRGINIA

WATER SYSTEMS AND CONSECUTIVE SYSTEMS SERVED	EPA ID NO	COUNTY	CHEM USED	STATUS	FLUOR START DATE	POP SERVED	NATURAL SYSTEMS NAT LEVEL	OPT LEVEL
HURT	5143246	PITTSYLVANIA			NATL	1500	1.1	
TOTAL POPULATION SERVED BY SOURCE WATER SYSTEM - - - - -						1500		
IDLEWOOD	3800330	SUFFOLK			NATL	156	6.0	
TOTAL POPULATION SERVED BY SOURCE WATER SYSTEM - - - - -						156		
INDIAN CREEK ESTS	4133400	NORTHUMBERLAND			NATL	216	3.0	
TOTAL POPULATION SERVED BY SOURCE WATER SYSTEM - - - - -						216		
INDIAN FIELD SUB	4159300	RICHMOND			NATL	124	1.0	
TOTAL POPULATION SERVED BY SOURCE WATER SYSTEM - - - - -						124		
INDIGO PARK	3095400	JAMES CITY			NATL	808	1.1	
TOTAL POPULATION SERVED BY SOURCE WATER SYSTEM - - - - -						808		
IRVINGTON	4103550	LANCASTER			NATL	870	3.2	
TOTAL POPULATION SERVED BY SOURCE WATER SYSTEM - - - - -						870		
ISLAND CREEK	5117944	MECKLENBURG			NATL	50	1.5	
TOTAL POPULATION SERVED BY SOURCE WATER SYSTEM - - - - -						50		
ISLE OF WIGHT MOBILE VILLAGE	3093316	ISLE OF WIGHT			NATL	534	4.4	
TOTAL POPULATION SERVED BY SOURCE WATER SYSTEM - - - - -						534		
ITT GWALTNEY	3093300	ISLE OF WIGHT			NATL	1500	3.5	
TOTAL POPULATION SERVED BY SOURCE WATER SYSTEM - - - - -						1500		
JAMES TERRACE	3095440	JAMES CITY			NATL	3040	2.3	
TOTAL POPULATION SERVED BY SOURCE WATER SYSTEM - - - - -						3040		
JETTY REACH SUB	4133415	NORTHUMBERLAND			NATL	200	2.0	
TOTAL POPULATION SERVED BY SOURCE WATER SYSTEM - - - - -						200		
JOHN FLANNIGAN WATER AUTH	1051377	DICKENSON	Acid	ADJ	01/82	5000		0.9
TOTAL POPULATION SERVED BY SOURCE WATER SYSTEM - - - - -						5000		

POPULATION SERVED FLUORIDATED DRINKING WATER BY SOURCE SYSTEM,
CONSECUTIVE SYSTEM, AND COUNTY WITHIN STATE (AS OF 12/31/92)

VIRGINIA

WATER SYSTEMS AND CONSECUTIVE SYSTEMS SERVED	EPA ID NO	COUNTY	CHEM USED	STATUS	FLUOR START DATE	POP SERVED	NATURAL SYSTEMS NAT LEVEL	OPT LEVEL
KENTWOOD MHP	4127425	NEW KENT		NATL		108	1.1	
TOTAL POPULATION SERVED BY SOURCE WATER SYSTEM - - - - -						108		
KEYSVILLE	5037300	CHARLOTTE	Acid	ADJ	05/79	818		0.9
TOTAL POPULATION SERVED BY SOURCE WATER SYSTEM - - - - -						818		
KILBY SHORES	3800370	SUFFOLK		NATL		512	5.2	
TOTAL POPULATION SERVED BY SOURCE WATER SYSTEM - - - - -						512		
KILMARNOCK	4103600	LANCASTER		NATL		1800	3.3	
TOTAL POPULATION SERVED BY SOURCE WATER SYSTEM - - - - -						1800		
KINGSDALE (MOSLEY)	3175461	SOUTHAMPTON		NATL		192	0.0	
TOTAL POPULATION SERVED BY SOURCE WATER SYSTEM - - - - -						192		
KINGSLAND	4103630	LANCASTER		NATL		100	3.3	
TOTAL POPULATION SERVED BY SOURCE WATER SYSTEM - - - - -						100		
LAKE FOREST SUBD	3800400	SUFFOLK		NATL		192	5.2	
TOTAL POPULATION SERVED BY SOURCE WATER SYSTEM - - - - -						192		
LAKE MEADE	3800420	SUFFOLK		NATL		88	5.4	
TOTAL POPULATION SERVED BY SOURCE WATER SYSTEM - - - - -						88		
LAKE MONTICELLO SERV AUTH	2065480	FLUVANNA	NaF	ADJ	02/88	1460		0.9
TOTAL POPULATION SERVED BY SOURCE WATER SYSTEM - - - - -						1460		
LAKE PRINCE MEADOW	3800425	SUFFOLK		NATL		164	5.6	
TOTAL POPULATION SERVED BY SOURCE WATER SYSTEM - - - - -						164		
LAKE SPEIGHT COLONY	3800440	SUFFOLK		NATL		426	5.4	
TOTAL POPULATION SERVED BY SOURCE WATER SYSTEM - - - - -						426		
LAKESHAWNEE	4145510	POWHATAN		NATL		464	1.4	
TOTAL POPULATION SERVED BY SOURCE WATER SYSTEM - - - - -						464		
LANCASTER CT HS	4103680	LANCASTER		NATL		140	2.8	
TOTAL POPULATION SERVED BY SOURCE WATER SYSTEM - - - - -						140		

POPULATION SERVED FLUORIDATED DRINKING WATER BY SOURCE SYSTEM,
CONSECUTIVE SYSTEM, AND COUNTY WITHIN STATE (AS OF 12/31/92)

VIRGINIA

WATER SYSTEMS AND CONSECUTIVE SYSTEMS SERVED	EPA ID NO	COUNTY	CHEM USED	STATUS	FLUOR START DATE	POP SERVED	NATURAL NAT LEVEL	SYSTEMS OPT LEVEL
LAUREL POINT	4103750	LANCASTER			NATL	68	1.8	
TOTAL POPULATION SERVED BY SOURCE WATER SYSTEM - - - - -						68		
LAWRENCEVILLE	5025450	BRUNSWICK	Acid	ADJ	03/82	4500		0.9
TOTAL POPULATION SERVED BY SOURCE WATER SYSTEM - - - - -						4500		
LEBANON	1167455	RUSSELL	NaF	ADJ	11/87	5000		0.9
TOTAL POPULATION SERVED BY SOURCE WATER SYSTEM - - - - -						5000		
LEE JACKSON	4115600	MATTHEWS	NaF	ADJ	/80	480		4.5
TOTAL POPULATION SERVED BY SOURCE WATER SYSTEM - - - - -						480		
LEE-DALE SHORES	4133440	NORTHUMBERLAND			NATL	76	2.0	
TOTAL POPULATION SERVED BY SOURCE WATER SYSTEM - - - - -						76		
LEESBURG	6107300	LOUDOUN	Acid	ADJ	12/78	16700		0.9
TOTAL POPULATION SERVED BY SOURCE WATER SYSTEM - - - - -						16700		
LITTLE BAY COMM	4103780	NORTHUMBERLAND			NATL	32	3.3	
TOTAL POPULATION SERVED BY SOURCE WATER SYSTEM - - - - -						32		
LIVELY	4103800	LANCASTER			NATL	636	2.1	
TOTAL POPULATION SERVED BY SOURCE WATER SYSTEM - - - - -						636		
LOCKSLEY HALL	4133520	NORTHUMBERLAND			NATL	144	2.1	
TOTAL POPULATION SERVED BY SOURCE WATER SYSTEM - - - - -						144		
LOUISA	2109450	LOUISA	NaF	ADJ	06/85	920		0.9
TOTAL POPULATION SERVED BY SOURCE WATER SYSTEM - - - - -						920		
LUCKHAM PT SUB	4133600	NORTHUMBERLAND			NATL	72	2.0	
TOTAL POPULATION SERVED BY SOURCE WATER SYSTEM - - - - -						72		
LURAY	2139330	PAGE	Acid	ADJ	11/88	5500		0.9
TOTAL POPULATION SERVED BY SOURCE WATER SYSTEM - - - - -						5500		

POPULATION SERVED FLUORIDATED DRINKING WATER BY SOURCE SYSTEM,
CONSECUTIVE SYSTEM, AND COUNTY WITHIN STATE (AS OF 12/31/92)

VIRGINIA

WATER SYSTEMS AND CONSECUTIVE SYSTEMS SERVED	EPA ID NO	COUNTY	CHEM USED	STATUS	FLUOR START DATE	POP SERVED	NATURAL SYSTEMS NAT LEVEL	OPT LEVEL
LUTTRELLVILLE	4159500	RICHMOND		NATL		285	2.2	
	TOTAL POPULATION SERVED BY SOURCE WATER SYSTEM - - - - -					285		
LYLE JENKINS	4159610	RICHMOND		NATL		500	2.6	
	TOTAL POPULATION SERVED BY SOURCE WATER SYSTEM - - - - -					500		
LYNCHBURG	5680200	CAMPBELL	NaSiF6	ADJ	09/51	88781		0.9
	TOTAL POPULATION SERVED BY SOURCE WATER SYSTEM - - - - -					88781		
MAGNOLIA	3800500	SUFFOLK		NATL		108	6.1	
	TOTAL POPULATION SERVED BY SOURCE WATER SYSTEM - - - - -					108		
MAGRUDER TRL PK	3199400	YORK		NATL		80	2.0	
	TOTAL POPULATION SERVED BY SOURCE WATER SYSTEM - - - - -					80		
MANASSAS	6685100	PRINCE WILLIAM	NaSiF6	ADJ	05/74	15000		0.9
	TOTAL POPULATION SERVED BY SOURCE WATER SYSTEM - - - - -					15000		
MAPLE HILL	3800510	SUFFOLK		NATL		300	5.4	
	TOTAL POPULATION SERVED BY SOURCE WATER SYSTEM - - - - -					300		
MARION	1173481	SMYTH	NaF	ADJ	03/76	12500		0.9
	TOTAL POPULATION SERVED BY SOURCE WATER SYSTEM - - - - -					12500		
MARTINSVILLE	5690400	MARTINSVILLE	Acid	ADJ	06/66	19250		0.9
	TOTAL POPULATION SERVED BY SOURCE WATER SYSTEM - - - - -					19250		
MATHEWS INTERMEDIATE	4115646	MATTHEWS	NaF	ADJ	/80	460		4.5
	TOTAL POPULATION SERVED BY SOURCE WATER SYSTEM - - - - -					460		
MAURY SERVICE AUTH	2163550	ROCKBRIDGE	Acid	ADJ	02/74	8175		0.9
	TOTAL POPULATION SERVED BY SOURCE WATER SYSTEM - - - - -					8175		
MCGAHEYSVILLE	2165555	ROCKINGHAM	NaF	ADJ	09/90	457		0.9
	TOTAL POPULATION SERVED BY SOURCE WATER SYSTEM - - - - -					457		
MILTEER ACRES	3800530	SUFFOLK		NATL		400	4.9	
	TOTAL POPULATION SERVED BY SOURCE WATER SYSTEM - - - - -					400		

POPULATION SERVED FLUORIDATED DRINKING WATER BY SOURCE SYSTEM,
CONSECUTIVE SYSTEM, AND COUNTY WITHIN STATE (AS OF 12/31/92)

VIRGINIA

WATER SYSTEMS AND CONSECUTIVE SYSTEMS SERVED	EPA ID NO	COUNTY	CHEM USED	STATUS	FLUOR START DATE	POP SERVED	NATURAL SYSTEMS NAT LEVEL	OPT LEVEL
MIZIPAH NURSING HOME	4119535	MIDDLESEX			NATL	89	2.8	
TOTAL POPULATION SERVED BY SOURCE WATER SYSTEM - - - - -						89		
MOCCASIN GAP	1169650	SCOTT	Acid	ADJ	03/72	4275		0.9
TOTAL POPULATION SERVED BY SOURCE WATER SYSTEM - - - - -						4275		
MURPHY'S TRL CT	3093330	ISLE OF WIGHT			NATL	99	4.5	
TOTAL POPULATION SERVED BY SOURCE WATER SYSTEM - - - - -						99		
NANSEMOND CORRECTIONAL	3093450	ISLE OF WIGHT			NATL	285	3.4	
TOTAL POPULATION SERVED BY SOURCE WATER SYSTEM - - - - -						285		
NANSEMOND GARDENS	3800580	SUFFOLK			NATL	660	6.0	
TOTAL POPULATION SERVED BY SOURCE WATER SYSTEM - - - - -						660		
NANSEMOND SHORES	3800620	SUFFOLK			NATL	1080	3.0	
TOTAL POPULATION SERVED BY SOURCE WATER SYSTEM - - - - -						1080		
NARROWS	1071565	GILES	NaF	ADJ	06/82	2518		0.9
TOTAL POPULATION SERVED BY SOURCE WATER SYSTEM - - - - -						2518		
NEW KENT	4127430	NEW KENT			NATL	124	0.8	
TOTAL POPULATION SERVED BY SOURCE WATER SYSTEM - - - - -						124		
NEWPORT NEWS	3700500	NEWPORT NEWS	NaSiF6	ADJ	01/53	350000		0.9
JAMES RIVER RESERVE FLEET	3700400	NEWPORT NEWS		CONS		120		
TOTAL POPULATION SERVED BY SOURCE WATER SYSTEM - - - - -						350120		
NEWSOME MHP	3093340	ISLE OF WIGHT			NATL	45	4.6	
TOTAL POPULATION SERVED BY SOURCE WATER SYSTEM - - - - -						45		
NI RIVER, SPOTSYLVANIA CO	6177300	SPOTSYLVANIA	NaF	ADJ	07/81	24500		0.9
TOTAL POPULATION SERVED BY SOURCE WATER SYSTEM - - - - -						24500		
NORFOLK	3710100	NORFOLK	Acid	ADJ	08/52	295000		0.9
TOTAL POPULATION SERVED BY SOURCE WATER SYSTEM - - - - -						295000		

POPULATION SERVED FLUORIDATED DRINKING WATER BY SOURCE SYSTEM,
CONSECUTIVE SYSTEM, AND COUNTY WITHIN STATE (AS OF 12/31/92)

VIRGINIA

WATER SYSTEMS AND CONSECUTIVE SYSTEMS SERVED	EPA ID NO	COUNTY	CHEM USED	STATUS	FLUOR START DATE	POP SERVED	NATURAL SYSTEMS NAT LEVEL	OPT LEVEL
NORTH END WATERWORKS	3001570	ACCOMACK			NATL	120	2.7	
TOTAL POPULATION SERVED BY SOURCE WATER SYSTEM - - - - -						120		
NORTH WEEMS	4103830	LANCASTER			NATL	1384	3.4	
TOTAL POPULATION SERVED BY SOURCE WATER SYSTEM - - - - -						1384		
NORTON	1720076	WISE	NaSiF6	ADJ	08/52	6053		0.9
WISE PSA-NORTON	1195550	WISE		CONS		464		
TOTAL POPULATION SERVED BY SOURCE WATER SYSTEM - - - - -						6517		
NOTTOWAY SHORES	3175530	SOUTHAMPTON			NATL	104	1.2	
TOTAL POPULATION SERVED BY SOURCE WATER SYSTEM - - - - -						104		
NOTTOWAY TRL PK	3175540	SOUTHAMPTON			NATL	64	5.9	
TOTAL POPULATION SERVED BY SOURCE WATER SYSTEM - - - - -						64		
OAK RIDGE	3800640	SUFFOLK			NATL	900	5.6	
TOTAL POPULATION SERVED BY SOURCE WATER SYSTEM - - - - -						900		
OAKLAND	3800660	SUFFOLK			NATL	400	5.5	
TOTAL POPULATION SERVED BY SOURCE WATER SYSTEM - - - - -						400		
OAKS TERRACE PARK	3093347	ISLE OF WIGHT			NATL	180	2.8	
TOTAL POPULATION SERVED BY SOURCE WATER SYSTEM - - - - -						180		
OBREY SUBD	3093350	ISLE OF WIGHT			NATL	172	4.6	
TOTAL POPULATION SERVED BY SOURCE WATER SYSTEM - - - - -						172		
ORANGE	6137500	ORANGE	Acid	ADJ	12/70	5600		0.9
TOTAL POPULATION SERVED BY SOURCE WATER SYSTEM - - - - -						5600		
OUTLAW TRL CT	3800670	SUFFOLK			NATL	60	4.8	
TOTAL POPULATION SERVED BY SOURCE WATER SYSTEM - - - - -						60		
OWENS SUBDIVISION	3093380	ISLE OF WIGHT			NATL	132	3.1	
TOTAL POPULATION SERVED BY SOURCE WATER SYSTEM - - - - -						132		

POPULATION SERVED FLUORIDATED DRINKING WATER BY SOURCE SYSTEM,
CONSECUTIVE SYSTEM, AND COUNTY WITHIN STATE (AS OF 12/31/92)

VIRGINIA

WATER SYSTEMS AND CONSECUTIVE SYSTEMS SERVED	EPA ID NO	COUNTY	CHEM USED	STATUS	FLUOR START DATE	POP SERVED	NATURAL SYSTEMS NAT LEVEL	OPT LEVEL
PEARISBURG	1071660	GILES	Acid	ADJ	05/82	2064		0.9
TOTAL POPULATION SERVED BY SOURCE WATER SYSTEM - - - - -						2064		
PENNINGTON GAP	1105500	LEE	Acid	ADJ	11/88	6327		0.9
TOTAL POPULATION SERVED BY SOURCE WATER SYSTEM - - - - -						6327		
PETERSBURG	3730750	PETERSBURG	NaF	ADJ	11/68	39386		0.9
TOTAL POPULATION SERVED BY SOURCE WATER SYSTEM - - - - -						39386		
PINECREST TRL PK	3093381	ISLE OF WIGHT		NATL		22	4.6	
TOTAL POPULATION SERVED BY SOURCE WATER SYSTEM - - - - -						22		
PORTSMOUTH	3740600	PORTSMOUTH		NATL		120000	3.0	
TOTAL POPULATION SERVED BY SOURCE WATER SYSTEM - - - - -						120000		
POUND	1195650	WISE	NaSiF6	ADJ	03/68	1650		0.9
TOTAL POPULATION SERVED BY SOURCE WATER SYSTEM - - - - -						1650		
PUDDLE DOCK	3149700	PRINCE GEORGE		NATL		768	1.5	
TOTAL POPULATION SERVED BY SOURCE WATER SYSTEM - - - - -						768		
PULASKI	1155635	PULASKI	NaSiF6	ADJ	03/57	10000		0.9
TOTAL POPULATION SERVED BY SOURCE WATER SYSTEM - - - - -						10000		
PULASKI CO SVC AUTH LAKELAND	1155641	PULASKI	NaSiF6	ADJ	04/79	8000		0.9
	1155441	PULASKI		CONS		120		
TOTAL POPULATION SERVED BY SOURCE WATER SYSTEM - - - - -						8120		
PURCELLVILLE	6107600	LOUDOUN	Acid	ADJ	01/88	3500		0.9
TOTAL POPULATION SERVED BY SOURCE WATER SYSTEM - - - - -						3500		
QUANTICO	6153675	PRINCE WILLIAM	NaF	ADJ	/78	16500		0.9
TOTAL POPULATION SERVED BY SOURCE WATER SYSTEM - - - - -						16500		
RADFORD	1750100	RADFORD	NaSiF6	ADJ	06/59	15940		0.9
TOTAL POPULATION SERVED BY SOURCE WATER SYSTEM - - - - -						15940		

POPULATION SERVED FLUORIDATED DRINKING WATER BY SOURCE SYSTEM,
CONSECUTIVE SYSTEM, AND COUNTY WITHIN STATE (AS OF 12/31/92)

VIRGINIA

WATER SYSTEMS AND CONSECUTIVE SYSTEMS SERVED	EPA ID NO	COUNTY	CHEM USED	STATUS	FLUOR START DATE	POP SERVED	NATURAL SYSTEMS NAT LEVEL	OPT LEVEL
RAPIDAN SER AUTH	2079625	GREENE	NaF	ADJ	10/87	1340		0.9
TOTAL POPULATION SERVED BY SOURCE WATER SYSTEM - - - - -						1340		
RAPPAHANNOCK WESTMIN CANTER	4103870	LANCASTER		NATL		200	2.7	
TOTAL POPULATION SERVED BY SOURCE WATER SYSTEM - - - - -						200		
REEDVILLE	4133720	NORTHUMBERLAND		NATL		520	2.2	
TOTAL POPULATION SERVED BY SOURCE WATER SYSTEM - - - - -						520		
RESCUE WATERWORKS	3093400	ISLE OF WIGHT		NATL		203	4.8	
TOTAL POPULATION SERVED BY SOURCE WATER SYSTEM - - - - -						203		
RICHLANDS	1185695	TAZEWELL	NaF	ADJ	02/84	6500		0.9
TOTAL POPULATION SERVED BY SOURCE WATER SYSTEM - - - - -						6500		
RICHMOND	4760100	RICHMOND	NaF	ADJ	11/52	209000		0.9
TOTAL POPULATION SERVED BY SOURCE WATER SYSTEM - - - - -						209000		
RIVER BEND ESTATES	4133760	NORTHUMBERLAND		NATL		147	1.9	
TOTAL POPULATION SERVED BY SOURCE WATER SYSTEM - - - - -						147		
RIVERCLIFF	3800700	SUFFOLK		NATL		48	5.4	
TOTAL POPULATION SERVED BY SOURCE WATER SYSTEM - - - - -						48		
RIVERDALE SUBDIVISION	4057680	ESSEX		NATL		184	1.7	
TOTAL POPULATION SERVED BY SOURCE WATER SYSTEM - - - - -						184		
RIVERVIEW IMPROVEMENT CO	3093430	ISLE OF WIGHT		NATL		64	4.8	
TOTAL POPULATION SERVED BY SOURCE WATER SYSTEM - - - - -						64		
ROANOKE CITY WA PINETREE VILLAGE	2770650 2161680	ROANOKE ROANOKE	NaSiF6	ADJ CONS	12/55	158000 210		0.9
TOTAL POPULATION SERVED BY SOURCE WATER SYSTEM - - - - -						158210		
ROCKY MOUNT	5067840	FRANKLIN	Acid	ADJ	09/54	5900		0.9
TOTAL POPULATION SERVED BY SOURCE WATER SYSTEM - - - - -						5900		

POPULATION SERVED FLUORIDATED DRINKING WATER BY SOURCE SYSTEM,
CONSECUTIVE SYSTEM, AND COUNTY WITHIN STATE (AS OF 12/31/92)

VIRGINIA

WATER SYSTEMS AND CONSECUTIVE SYSTEMS SERVED	EPA ID NO	COUNTY	CHEM USED	STATUS	FLUOR START DATE	POP SERVED	NATURAL SYSTEMS NAT LEVEL	OPT LEVEL
ROSEWOOD WATER SUPPLY	3800720	SUFFOLK			NATL	120	5.4	
TOTAL POPULATION SERVED BY SOURCE WATER SYSTEM - - - - -						120		
ROUNDTREE TRL PK	3800006	SUFFOLK			NATL	48	5.5	
TOTAL POPULATION SERVED BY SOURCE WATER SYSTEM - - - - -						48		
RURAL RETREAT	1197700	WYTHE	NaF	ADJ	04/82	1500		0.9
TOTAL POPULATION SERVED BY SOURCE WATER SYSTEM - - - - -						1500		
RUSHMERE	3093470	ISLE OF WIGHT			NATL	276	3.3	
TOTAL POPULATION SERVED BY SOURCE WATER SYSTEM - - - - -						276		
RUSHMERE SHORES	3093480	ISLE OF WIGHT			NATL	135	3.4	
TOTAL POPULATION SERVED BY SOURCE WATER SYSTEM - - - - -						135		
S L HINES	3800760	SUFFOLK			NATL	384	5.3	
TOTAL POPULATION SERVED BY SOURCE WATER SYSTEM - - - - -						384		
SALEM	2775300	ROCKBRIDGE	Acid	ADJ	09/68	23900		0.9
TOTAL POPULATION SERVED BY SOURCE WATER SYSTEM - - - - -						23900		
SALTVILLE	1173723	SMYTH	NaF	ADJ	/84	3350		0.9
TOTAL POPULATION SERVED BY SOURCE WATER SYSTEM - - - - -						3350		
SALUDA	4119600	MIDDLESEX			NATL	456	2.0	
TOTAL POPULATION SERVED BY SOURCE WATER SYSTEM - - - - -						456		
SANDY MOUNT MANOR	3093500	ISLE OF WIGHT			NATL	288	4.3	
TOTAL POPULATION SERVED BY SOURCE WATER SYSTEM - - - - -						288		
SAUNDERS TP	3095770	JAMES CITY			NATL	30	1.2	
TOTAL POPULATION SERVED BY SOURCE WATER SYSTEM - - - - -						30		
SCOTLAND HEIGHTS	3181700	SURRY			NATL	168	2.3	
TOTAL POPULATION SERVED BY SOURCE WATER SYSTEM - - - - -						168		

POPULATION SERVED FLUORIDATED DRINKING WATER BY SOURCE SYSTEM,
CONSECUTIVE SYSTEM, AND COUNTY WITHIN STATE (AS OF 12/31/92)

VIRGINIA

WATER SYSTEMS AND CONSECUTIVE SYSTEMS SERVED	EPA ID NO	COUNTY	CHEM USED	STATUS	FLUOR START DATE	POP SERVED	NATURAL NAT LEVEL	SYSTEMS OPT LEVEL
SCOTLAND WHARF	3181750	SURRY		NATL		108	2.3	
TOTAL POPULATION SERVED BY SOURCE WATER SYSTEM - - - - -						108		
SCOTTSVILLE	2003051	ALBERMARLE	NaF	ADJ	/83	800		0.9
TOTAL POPULATION SERVED BY SOURCE WATER SYSTEM - - - - -						800		
SCOTTSWOOD SUB	3175650	SOUTHAMPTON		NATL		400	3.2	
TOTAL POPULATION SERVED BY SOURCE WATER SYSTEM - - - - -						400		
SHELLBANK WOODS	3095778	JAMES CITY		NATL		480	4.8	
TOTAL POPULATION SERVED BY SOURCE WATER SYSTEM - - - - -						480		
SHENANDOAH CO SANITATION AUTH	2171725	SHENANDOAH	Acid	ADJ	04/79	2388		0.9
TOTAL POPULATION SERVED BY SOURCE WATER SYSTEM - - - - -						2388		
SLEEPY LAKE	3800790	SUFFOLK		NATL		309	5.0	
TOTAL POPULATION SERVED BY SOURCE WATER SYSTEM - - - - -						309		
SMITH VILLAGE	1121709	MONTGOMERY		NATL		408	1.2	
TOTAL POPULATION SERVED BY SOURCE WATER SYSTEM - - - - -						408		
SMITHFIELD	3093640	ISLE OF WIGHT		NATL		5000	3.8	
TOTAL POPULATION SERVED BY SOURCE WATER SYSTEM - - - - -						5000		
SMITHFIELD APT CORP	3093540	ISLE OF WIGHT		NATL		46	3.1	
TOTAL POPULATION SERVED BY SOURCE WATER SYSTEM - - - - -						46		
SMITHFIELD HGTS	3093580	ISLE OF WIGHT		NATL		284	4.7	
TOTAL POPULATION SERVED BY SOURCE WATER SYSTEM - - - - -						284		
SMITHFIELD MHP	3093306	ISLE OF WIGHT		NATL		105	3.8	
TOTAL POPULATION SERVED BY SOURCE WATER SYSTEM - - - - -						105		
SOUTH BOSTON	5780600	HALIFAX	Acid	ADJ	02/53	8720		0.9
TOTAL POPULATION SERVED BY SOURCE WATER SYSTEM - - - - -						8720		
SOUTH END (BLACKDYE) WTR WORKS	3001800	ACCOMACK		NATL		160	2.5	
TOTAL POPULATION SERVED BY SOURCE WATER SYSTEM - - - - -						160		

POPULATION SERVED FLUORIDATED DRINKING WATER BY SOURCE SYSTEM,
CONSECUTIVE SYSTEM, AND COUNTY WITHIN STATE (AS OF 12/31/92)

VIRGINIA

WATER SYSTEMS AND CONSECUTIVE SYSTEMS SERVED	EPA ID NO	COUNTY	CHEM USED	STATUS	FLUOR START DATE	POP SERVED	NATURAL SYSTEMS NAT LEVEL	OPT LEVEL
SOUTH HILL	5117800	MECKLENBURG	Acid	ADJ	03/66	4600		0.9
TOTAL POPULATION SERVED BY SOURCE WATER SYSTEM - - - - -						4600		
SOUTH HILL BANKS	4057750	ESSEX		NATL		92	1.8	
TOTAL POPULATION SERVED BY SOURCE WATER SYSTEM - - - - -						92		
SOUTH WEEMS	4103970	LANCASTER		NATL		336	3.2	
TOTAL POPULATION SERVED BY SOURCE WATER SYSTEM - - - - -						336		
SPRINGFIELD TERRACE	3199750	YORK		NATL		280	2.4	
TOTAL POPULATION SERVED BY SOURCE WATER SYSTEM - - - - -						280		
ST BRIDE'S CON CTR	3550750	CHESAPEAKE		NATL		650	4.2	
TOTAL POPULATION SERVED BY SOURCE WATER SYSTEM - - - - -						650		
ST GEORGE'S HUNDRED	3095800	JAMES CITY		NATL		184	0.0	
TOTAL POPULATION SERVED BY SOURCE WATER SYSTEM - - - - -						184		
ST. PAUL	1195700	WISE	NaF	ADJ	10/87	1001		0.9
TOTAL POPULATION SERVED BY SOURCE WATER SYSTEM - - - - -						1001		
STAUNTON	2790600	STAUNTON	Acid	ADJ	03/58	21857		0.9
TOTAL POPULATION SERVED BY SOURCE WATER SYSTEM - - - - -						21857		
STRASBURG	2171750	SHENANDOAH	NaF	ADJ	10/83	3762		0.9
TOTAL POPULATION SERVED BY SOURCE WATER SYSTEM - - - - -						3762		
STRATFORD HARBOUR	4193920	WESTMORELAND		NATL		360	2.0	
TOTAL POPULATION SERVED BY SOURCE WATER SYSTEM - - - - -						360		
STRATFORD TERRACE SUBD	3800800	SUFFOLK		NATL		110	5.3	
TOTAL POPULATION SERVED BY SOURCE WATER SYSTEM - - - - -						110		
STRATFORD VILLAGE	4087835	HENRICO		NATL		380	2.2	
TOTAL POPULATION SERVED BY SOURCE WATER SYSTEM - - - - -						380		

POPULATION SERVED FLUORIDATED DRINKING WATER BY SOURCE SYSTEM,
CONSECUTIVE SYSTEM, AND COUNTY WITHIN STATE (AS OF 12/31/92)

VIRGINIA

WATER SYSTEMS AND CONSECUTIVE SYSTEMS SERVED	EPA ID NO	COUNTY	CHEM USED	STATUS	FLUOR START DATE	POP SERVED	NATURAL SYSTEMS NAT LEVEL	OPT LEVEL
STUART	5141640	PATRICK	Acid	ADJ	/82	1500		0.9
TOTAL POPULATION SERVED BY SOURCE WATER SYSTEM - - - - -						1500		
SUFFOLK	3800805	SUFFOLK		NATL		36433	2.5	
TOTAL POPULATION SERVED BY SOURCE WATER SYSTEM - - - - -						36433		
SUFFOLK TRL PK	3800072	SUFFOLK		NATL		96	5.7	
TOTAL POPULATION SERVED BY SOURCE WATER SYSTEM - - - - -						96		
SUNRAY ARTESIAN WC	3550775	CHESAPEAKE		NATL		100	4.1	
TOTAL POPULATION SERVED BY SOURCE WATER SYSTEM - - - - -						100		
SUNRAY WC INC	3550800	CHESAPEAKE		NATL		60	4.1	
TOTAL POPULATION SERVED BY SOURCE WATER SYSTEM - - - - -						60		
SWIFT CREEK	4041845	CHESTERFIELD	NaF	ADJ	06/68	150000		0.9
TOTAL POPULATION SERVED BY SOURCE WATER SYSTEM - - - - -						150000		
TAPPAHANNOCK	4057800	ESSEX		NATL		1930	1.4	
TOTAL POPULATION SERVED BY SOURCE WATER SYSTEM - - - - -						1930		
TAZEWELL	1185761	TAZEWELL	Acid	ADJ	05/67	5985		0.9
TOTAL POPULATION SERVED BY SOURCE WATER SYSTEM - - - - -						5985		
THE COTTAGES AT GOLDEN EAGLE	4103245	LANCASTER		NATL		104	4.4	
TOTAL POPULATION SERVED BY SOURCE WATER SYSTEM - - - - -						104		
THE GREEN	4103400	LANCASTER		NATL		72	3.3	
TOTAL POPULATION SERVED BY SOURCE WATER SYSTEM - - - - -						72		
THOMAS PARK COMMUNITY	3093650	ISLE OF WIGHT		NATL		150	3.2	
TOTAL POPULATION SERVED BY SOURCE WATER SYSTEM - - - - -						150		
THREE SISTERS TRL PK	3181860	SURRY		NATL		54	2.4	
TOTAL POPULATION SERVED BY SOURCE WATER SYSTEM - - - - -						54		
TIMBERVILLE	2165720	ROCKINGHAM	NaF	ADJ	/84	959		0.9
TOTAL POPULATION SERVED BY SOURCE WATER SYSTEM - - - - -						959		

POPULATION SERVED FLUORIDATED DRINKING WATER BY SOURCE SYSTEM,
CONSECUTIVE SYSTEM, AND COUNTY WITHIN STATE (AS OF 12/31/92)

VIRGINIA

WATER SYSTEMS AND CONSECUTIVE SYSTEMS SERVED	EPA ID NO	COUNTY	CHEM USED	STATUS	FLUOR START DATE	POP SERVED	NATURAL SYSTEMS NAT LEVEL	OPT LEVEL
TORMENTOR CREEK ESTS	3093665	ISLE OF WIGHT			NATL	72	3.6	
TOTAL POPULATION SERVED BY SOURCE WATER SYSTEM - - - - -						72		
TURNER	3093700	ISLE OF WIGHT			NATL	50	2.3	
TOTAL POPULATION SERVED BY SOURCE WATER SYSTEM - - - - -						50		
UPPER SMITH RIVER WA	5089852	HENRY	NaF	ADJ	08/85	11590		0.9
TOTAL POPULATION SERVED BY SOURCE WATER SYSTEM - - - - -						11590		
UPPER SMITH WATER AUTH	5089855	HENRY	HF	ADJ	08/88	7000		0.9
TOTAL POPULATION SERVED BY SOURCE WATER SYSTEM - - - - -						7000		
URBANNA	4119800	MIDDLESEX			NATL	275	2.0	
TOTAL POPULATION SERVED BY SOURCE WATER SYSTEM - - - - -						275		
VA AMERICAN WATERWORKS	3670800	PRINCE GEORGE	NaF	ADJ	06/68	40331		0.9
ALEXANDRIA	6510010	FAIRFAX		CONS		111180		
BIRCHETT ESTATES	3149150	PRINCE GEORGE		CONS		990		
TOTAL POPULATION SERVED BY SOURCE WATER SYSTEM - - - - -						152501		
VENTOR HEIGHTS	4101800	KING WILLIAM			NATL	44	0.8	
TOTAL POPULATION SERVED BY SOURCE WATER SYSTEM - - - - -						44		
VINT HILL FARM STATION	6061595	FAQUIER	Acid	ADJ	05/62	4000		0.9
TOTAL POPULATION SERVED BY SOURCE WATER SYSTEM - - - - -						4000		
VPI SERVICE AUTH	1121057	MONTGOMERY	Acid	ADJ	12/57	15000		0.9
TOTAL POPULATION SERVED BY SOURCE WATER SYSTEM - - - - -						15000		
W N BUNCH SYSTEM	3800075	SUFFOLK			NATL	80	5.7	
TOTAL POPULATION SERVED BY SOURCE WATER SYSTEM - - - - -						80		
WAKEFIELD APTS	3183820	SUSSEX			NATL	128	4.7	
TOTAL POPULATION SERVED BY SOURCE WATER SYSTEM - - - - -						128		
WARMHEARTH	1121845	MONTGOMERY			NATL	300	1.0	
TOTAL POPULATION SERVED BY SOURCE WATER SYSTEM - - - - -						300		

POPULATION SERVED FLUORIDATED DRINKING WATER BY SOURCE SYSTEM,
CONSECUTIVE SYSTEM, AND COUNTY WITHIN STATE (AS OF 12/31/92)

VIRGINIA

WATER SYSTEMS AND CONSECUTIVE SYSTEMS SERVED	EPA ID NO	COUNTY	CHEM USED	STATUS	FLUOR START DATE	POP SERVED	NATURAL SYSTEMS NAT LEVEL	OPT LEVEL
WARRENTON	6061600	FAUQUIER	Acid	ADJ	01/64	6808		0.9
TOTAL POPULATION SERVED BY SOURCE WATER SYSTEM - - - - -						6808		
WARSAW	4159900	RICHMOND		NATL		1500	2.4	
TOTAL POPULATION SERVED BY SOURCE WATER SYSTEM - - - - -						1500		
WASHINGTON AQDT-CORPS ENG, DC	0000001	DISTRICT OF COLUMBIA	Acid	ADJ	06/52	0		1.0
ARLINGTON CO W&SD	6013010	ARLINGTON		CONS		175000		
FALLS CHURCH (PART)	6610100	FAIRFAX		CONS		36000		
TOTAL POPULATION SERVED BY SOURCE WATER SYSTEM - - - - -						211000		
WASHINGTON CO SVC AUTH	1191883	WASHINGTON	NaSiF6	ADJ	12/75	39010		0.9
TOTAL POPULATION SERVED BY SOURCE WATER SYSTEM - - - - -						39010		
WAVERLY SUBD	4103950	LANCASTER		NATL		112	3.2	
TOTAL POPULATION SERVED BY SOURCE WATER SYSTEM - - - - -						112		
WAYNESBORO	2820775	AUGUSTA	NaF	ADJ	02/57	15000		0.9
TOTAL POPULATION SERVED BY SOURCE WATER SYSTEM - - - - -						15000		
WEST POINT	4101900	KING WILLIAM		NATL		3350	2.7	
TOTAL POPULATION SERVED BY SOURCE WATER SYSTEM - - - - -						3350		
WEST RIDGE WATERWORKS	3001900	ACCOMACK		NATL		120	2.7	
TOTAL POPULATION SERVED BY SOURCE WATER SYSTEM - - - - -						120		
WESTHAVEN LAKES	3800860	SUFFOLK		NATL		128	6.3	
TOTAL POPULATION SERVED BY SOURCE WATER SYSTEM - - - - -						128		
WESTMORELAND SUB	4097850	KING AND QUEEN		NATL		116	1.2	
TOTAL POPULATION SERVED BY SOURCE WATER SYSTEM - - - - -						116		
WESTOVER MHP	5143960	PITTSYLVANIA		NATL		75	1.0	
TOTAL POPULATION SERVED BY SOURCE WATER SYSTEM - - - - -						75		
WESTWOOD MHP		SUFFOLK		NATL		60	5.6	
TOTAL POPULATION SERVED BY SOURCE WATER SYSTEM - - - - -						60		

POPULATION SERVED FLUORIDATED DRINKING WATER BY SOURCE SYSTEM,
CONSECUTIVE SYSTEM, AND COUNTY WITHIN STATE (AS OF 12/31/92)

VIRGINIA

WATER SYSTEMS AND CONSECUTIVE SYSTEMS SERVED	EPA ID NO	COUNTY	CHEM USED	STATUS	FLUOR START DATE	POP SERVED	NATURAL SYSTEMS NAT LEVEL	OPT LEVEL
WHALEYVILLE	3800880	SUFFOLK			NATL	500	4.2	
TOTAL POPULATION SERVED BY SOURCE WATER SYSTEM - - - - -						500		
WHEATLEY WATERWORKS	3001960	ACCOMACK			NATL	120	3.2	
TOTAL POPULATION SERVED BY SOURCE WATER SYSTEM - - - - -						120		
WHITE SAND HARBOR	4133890	NORTHUMBERLAND			NATL	190	1.6	
TOTAL POPULATION SERVED BY SOURCE WATER SYSTEM - - - - -						190		
WHITE STONE	4103980	LANCASTER			NATL	800	2.9	
TOTAL POPULATION SERVED BY SOURCE WATER SYSTEM - - - - -						800		
WHITFIELD TLR PK	3093847	ISLE OF WIGHT			NATL	38	3.8	
TOTAL POPULATION SERVED BY SOURCE WATER SYSTEM - - - - -						38		
WICOMICO CHURCH	4133900	NORTHUMBERLAND			NATL	120	3.6	
TOTAL POPULATION SERVED BY SOURCE WATER SYSTEM - - - - -						120		
WICOMICO RIDGE	4133920	NORTHUMBERLAND			NATL	44	2.4	
TOTAL POPULATION SERVED BY SOURCE WATER SYSTEM - - - - -						44		
WILLIAMSBURG	3830850	JAMES CITY	Acid	ADJ	07/66	16300		0.9
TOTAL POPULATION SERVED BY SOURCE WATER SYSTEM - - - - -						16300		
WILLING WORKERS	3093850	ISLE OF WIGHT			NATL	75	4.6	
TOTAL POPULATION SERVED BY SOURCE WATER SYSTEM - - - - -						75		
WINCHESTER	2840500	FREDERICK	NaSiF6	ADJ	12/57	29165		0.9
FREDERICK CO SANITATION AUTH	5069250	FREDERICK		CONS		5200		
TOTAL POPULATION SERVED BY SOURCE WATER SYSTEM - - - - -						34365		
WINDSOR	3093900	ISLE OF WIGHT			NATL	1500	3.3	
TOTAL POPULATION SERVED BY SOURCE WATER SYSTEM - - - - -						1500		
WINDSOR PARK SUB	4127895	NEW KENT			NATL	112	0.9	
TOTAL POPULATION SERVED BY SOURCE WATER SYSTEM - - - - -						112		

POPULATION SERVED FLUORIDATED DRINKING WATER BY SOURCE SYSTEM,
CONSECUTIVE SYSTEM, AND COUNTY WITHIN STATE (AS OF 12/31/92)

VIRGINIA

WATER SYSTEMS AND CONSECUTIVE SYSTEMS SERVED	EPA ID NO	COUNTY	CHEM USED	STATUS	FLUOR START DATE	POP SERVED	NATURAL SYSTEMS NAT LEVEL	OPT LEVEL
WISE CO PSA	1195900	WISE	NaF	ADJ	08/89	3035		0.9
TOTAL POPULATION SERVED BY SOURCE WATER SYSTEM - - - - -						3035		
WISE TOWN	1195950	WISE	NaSiF6	ADJ	09/65	5210		0.9
WISE PSA-STEPHENS	1195920	WISE		CONS		472		
TOTAL POPULATION SERVED BY SOURCE WATER SYSTEM - - - - -						5682		
WOODHAVEN SHORES	4127925	NEW KENT			NATL	1001	1.0	
TOTAL POPULATION SERVED BY SOURCE WATER SYSTEM - - - - -						1001		
WOODSTOCK	2171850	SHENANDOAH	Acid	ADJ	09/68	6388		0.9
TOTAL POPULATION SERVED BY SOURCE WATER SYSTEM - - - - -						6388		
WYTHEVILLE	1197810	WYTHE	NaSiF6	ADJ	12/63	8500		0.9
TOTAL POPULATION SERVED BY SOURCE WATER SYSTEM - - - - -						8500		
YORK RIVER STATE PARK	3095921	JAMES CITY			NATL	400	1.6	
TOTAL POPULATION SERVED BY SOURCE WATER SYSTEM - - - - -						400		
YORKTOWN PLANTATION	3095940	JAMES CITY			NATL	128	1.0	
TOTAL POPULATION SERVED BY SOURCE WATER SYSTEM - - - - -						128		
YPI SERVICE AUTH	1121057	MONTGOMERY	Acid	ADJ	12/57	25000		0.9
TOTAL POPULATION SERVED BY SOURCE WATER SYSTEM - - - - -						25000		
ZUNI	3093950	ISLE OF WIGHT			NATL	100	2.3	
TOTAL POPULATION SERVED BY SOURCE WATER SYSTEM - - - - -						100		

STATE SUMMARY DATA AS OF 12/31/92

WASHINGTON

SYSTEM SIZE CLASSIFICATION

	FLUORIDATED SYSTEMS		PUBLIC WATER SYSTEMS	
	NUMBER OF SYSTEMS	TOTAL POPULATION	NUMBER OF SYSTEMS	TOTAL POPULATION
=<1,000	86	25,067	2,055	352,000
1,001-5,000	37	93,479	218	478,000
5,001-10,000	10	69,974	39	279,000
10,001-50,000	42	871,299	74	1,592,000
50,001-100,000	5	361,157	8	557,000
>100,000	3	874,520	4	1,057,000
TOTAL	183	2,295,296	2,398	4,314,000

FLUORIDATED SYSTEM CLASSIFICATION

	NUMBER	POPULATION	PERCENTAGE (POP.)
ADJUSTED	72	1,402,934	61.1
CONSECUTIVE	95	829,869	36.2
NATURAL	16	62,493	2.7
TOTAL	183	2,295,296	

SCHOOLS, INDIAN AND MILITARY SYSTEMS

	ADJUSTED		NATURAL	
	NUMBER	POP.	NUMBER	POP.
TOTAL SCHOOLS	0	0	0	0
INDIAN SYSTEMS	31	56,837	1	450
INDIAN SCHOOLS	0	0	0	0
MILITARY SYSTEMS	3	55,862	0	0

CHEMICAL USAGE OF FLUORIDATING SYSTEMS

	NUMBER	POPULATION
SODIUM FLUORIDE	53	472,016
SODIUM SILICOFLUORIDE	18	264,895
HYDROFLUOSILICIC ACID	93	1,480,244

POPULATION SERVED FLUORIDATED DRINKING WATER BY SOURCE SYSTEM,
CONSECUTIVE SYSTEM, AND COUNTY WITHIN STATE (AS OF 12/31/92)

WASHINGTON

WATER SYSTEMS AND CONSECUTIVE SYSTEMS SERVED	EPA ID NO	COUNTY	CHEM USED	STATUS	FLUOR START DATE	POP SERVED	NATURAL SYSTEMS NAT LEVEL	OPT LEVEL
ADAMSVIEW	5300042	YAKIMA	NaF	ADJ	03/84	145		1.0
TOTAL POPULATION SERVED BY SOURCE WATER SYSTEM - - - - -						145		
ANACORTES	5302200	SKAGIT	NaSiF6	ADJ	04/63	11370		1.0
SHELTER BAY	5378155	SKAGIT		CONS		1000		
TOTAL POPULATION SERVED BY SOURCE WATER SYSTEM - - - - -						12370		
ANNAPOLIS WD	5302600	KITSAP	NaF	ADJ	06/71	14300		1.0
TOTAL POPULATION SERVED BY SOURCE WATER SYSTEM - - - - -						14300		
BATTLE GROUND WD	5304700	CLARK	NaF	ADJ	02/63	3749		1.0
TOTAL POPULATION SERVED BY SOURCE WATER SYSTEM - - - - -						3749		
BUCODA WD	5309100	THURSTON	NaF	ADJ	06/67	560		1.0
TOTAL POPULATION SERVED BY SOURCE WATER SYSTEM - - - - -						560		
BURBANK IRRIG DIST #4	5309300	WALLA WALLA		NATL		763	1.9	
TOTAL POPULATION SERVED BY SOURCE WATER SYSTEM - - - - -						763		
CAMAS MUN WATER & SEWER	5310800	CLARK	NaSiF6	ADJ	08/66	7655		1.0
TOTAL POPULATION SERVED BY SOURCE WATER SYSTEM - - - - -						7655		
CASTLE ROCK	5311800	COWLITZ	OTHER	ADJ	01/86	2150		1.0
TOTAL POPULATION SERVED BY SOURCE WATER SYSTEM - - - - -						2150		
CATHLAMET WD	5311850	WAKIUM	NaSiF6	ADJ	10/57	1000		1.0
PUGET ISLAND	5369760	WAKIUM		CONS		1065		
TOTAL POPULATION SERVED BY SOURCE WATER SYSTEM - - - - -						2065		
CENTRALIA WD	5312200	LEWIS	NaSiF6	ADJ	07/59	14000		1.0
HILL WATER COMPANY	5333100	LEWIS		CONS		126		
SEMINARY HILL	5377590	LEWIS		CONS		174		
TOTAL POPULATION SERVED BY SOURCE WATER SYSTEM - - - - -						14300		
CHEHALIS RES.	5300027	GRAYS HARBOR	NaF	ADJ	03/84	400		1.0
TOTAL POPULATION SERVED BY SOURCE WATER SYSTEM - - - - -						400		
CHEHALIS WD	5312250	LEWIS	NaSiF6	ADJ	05/67	7000		1.0

POPULATION SERVED FLUORIDATED DRINKING WATER BY SOURCE SYSTEM,
CONSECUTIVE SYSTEM, AND COUNTY WITHIN STATE (AS OF 12/31/92)

WASHINGTON

WATER SYSTEMS AND CONSECUTIVE SYSTEMS SERVED	EPA ID NO	COUNTY	CHEM USED	STATUS	FLUOR START DATE	POP SERVED	NATURAL SYSTEMS NAT LEVEL	OPT LEVEL
NEWANKUM HILL	5301428	LEWIS		CONS		548		
TOTAL POPULATION SERVED BY SOURCE WATER SYSTEM - - - - -						7548		
CHENEY	5312400	SPOKANE	NaF	ADJ	06/74	7730		1.0
TOTAL POPULATION SERVED BY SOURCE WATER SYSTEM - - - - -						7730		
CLARKSTON	5393343	ASOTIN		NATL		16300	0.8	
TOTAL POPULATION SERVED BY SOURCE WATER SYSTEM - - - - -						16300		
COULEE DAM EAST	5315400	OKANOGAN	NaF	ADJ	03/56	906		1.0
TOTAL POPULATION SERVED BY SOURCE WATER SYSTEM - - - - -						906		
COULEE DAM WEST	5315350	DOUGLAS	NaF	ADJ	03/56	225		1.0
TOTAL POPULATION SERVED BY SOURCE WATER SYSTEM - - - - -						225		
DAVENPORT	5318100	LINCOLN		NATL		1495	1.0	
TOTAL POPULATION SERVED BY SOURCE WATER SYSTEM - - - - -						1495		
ELECTRIC CITY	5322850	GRANT		NATL		1200	0.9	
TOTAL POPULATION SERVED BY SOURCE WATER SYSTEM - - - - -						1200		
ELLENSBURG	5322950	KITTITAS	NaF	ADJ	04/89	12570		1.0
TOTAL POPULATION SERVED BY SOURCE WATER SYSTEM - - - - -						12570		
EVERETT	5324050	SNOHOMISH	Acid	ADJ	10/92	72480		1.0
SWANS TRAIL WATER DIST	5386600	SNOHOMISH		CONS		750		
60TH STREET WATER WORKS	5337925	SNOHOMISH		CONS		35		
ALDERCREST WATER USERS	5301150	SNOHOMISH		CONS		120		
ALDERWOOD WATER DISTRICT	5301300	SNOHOMISH		CONS		83400		
LYNNWOOD	5349270	SNOHOMISH		CONS		29010		
MOUNTLAKE TERRACE	5357250	SNOHOMISH		CONS		19690		
WANDERING CREEK HOMEOWNERS ASS	5323486	SNOHOMISH		CONS		500		
BLACKMANS LAKE WATER DISTRICT	5307250	SNOHOMISH		CONS		54		
BUNK FOSS SYSTEM	5326140	SNOHOMISH		CONS		45		
CAREY ROAD WATER CO	5311150	SNOHOMISH		CONS		36		
CASCADE ACRES HOME OWNERS	5311431	SNOHOMISH		CONS		58		
CHERRY AVE WATER DISTRICT	5312500	SNOHOMISH		CONS		37		
CIRCLE H MOBILE PARK	5338439	SNOHOMISH		CONS		170		
CROSS VALLEY WATER DISTRICT	5316270	SNOHOMISH		CONS		10400		
DUBUQUE CUT-OFF RD. W.C. INC	5320150	SNOHOMISH		CONS		765		
DUTCH HILL WATER CORP	5320650	SNOHOMISH		CONS		1865		

POPULATION SERVED FLUORIDATED DRINKING WATER BY SOURCE SYSTEM,
CONSECUTIVE SYSTEM, AND COUNTY WITHIN STATE (AS OF 12/31/92)

WASHINGTON

WATER SYSTEMS AND CONSECUTIVE SYSTEMS SERVED	EPA ID NO	COUNTY	CHEM USED	STATUS	FLUOR START DATE	POP SERVED	NATURAL SYSTEMS NAT LEVEL	OPT LEVEL
FOBES WATER DISTRICT	5325750	SNOHOMISH		CONS		156		
FRAIR CREEK WATER USERS ASSN.	5316351	SNOHOMISH		CONS		120		
HIGHLAND WATER ASSN.	5332850	SNOHOMISH		CONS		1500		
HOMESTEAD ESTATES WATER SYSTEM	5317051	SNOHOMISH		CONS		40		
JOYWOOD WATER LINE INC	5337050	SNOHOMISH		CONS		120		
KLA-HA-YA WATER SYSTEM	5342740	SNOHOMISH		CONS		310		
LAKE CONNOR PARK	5337693	SNOHOMISH		CONS		10		
LAKEVIEW WATER DIST.	5345370	SNOHOMISH		CONS		26		
MACHIAS RIDGE EAST COMM WS	5337926	SNOHOMISH		CONS		60		
MACHIAS RIDGE HOMEOWNERS ASSOC	5320624	SNOHOMISH		CONS		180		
MARYSVILLE UTILITIES	5351900	SNOHOMISH		CONS		32373		
MEADOW LAKE WATER ASSOC	5320637	SNOHOMISH		CONS		90		
MONROE	5355820	SNOHOMISH		CONS		13663		
MARBELLO WS	5351530	SNOHOMISH		CONS		291		
SKY MEADOW WATER ASSN	5380000	SNOHOMISH		CONS		900		
MOUNTAIN VIEW TERRACE WATER IN	5338316	SNOHOMISH		CONS		75		
MUKILTEO WATER DISTRICT	5357550	SNOHOMISH		CONS		15600		
LOGANBERRY PARK	5330732	SNOHOMISH		CONS		100		
MUKILTEO STATE PARK	5358091	SNOHOMISH		CONS		0		
NORTH RIDGE WATER CORP	5361100	SNOHOMISH		CONS		132		
NORTHWEST IMPROVEMENT COMPANY	5361947	SNOHOMISH		CONS		75		
PILCHUCK 26 TRACTS	5367375	SNOHOMISH		CONS		66		
PILCHUCK RIVIERA #1	5367380	SNOHOMISH		CONS		75		
RIVERSHORE WATER DIST	5372835	SNOHOMISH		CONS		40		
RIVERSIDE WATER DIST #1	5372844	SNOHOMISH		CONS		57		
ROOSEVELT WATER ASSN	5374150	SNOHOMISH		CONS		1850		
SCHLUTER WATER ASSOC	5376650	SNOHOMISH		CONS		315		
SILVER LAKE WATER DISTRICT	5379250	SNOHOMISH		CONS		24981		
SNOHOMISH	5380915	SNOHOMISH		CONS		6450		
SNOHOMISH MHP	5301384	SNOHOMISH		CONS		99		
SNOHOMISH CO PUD #1 LAKE STEVE	5380907	SNOHOMISH		CONS		18139		
SNOHOMISH CO PUD #1-LK ROESIGE	5301612	SNOHOMISH		CONS		818		
SULTAN ESTATES WATER SYSTEM	5384760	SNOHOMISH		CONS		222		
THREE LAKES WATER ASSOC INC	5388150	SNOHOMISH		CONS		1881		
WEST MACHIAS WATER ASSOC	5394810	SNOHOMISH		CONS		66		
WILKSHIRE LANE WATER DIST INC	5396930	SNOHOMISH		CONS		450		
TOTAL POPULATION SERVED BY SOURCE WATER SYSTEM - - - - -						340745		
FAIRCHILD AFB	5324350	SPOKANE	NaF	ADJ	06/58	7709		1.0
TOTAL POPULATION SERVED BY SOURCE WATER SYSTEM - - - - -						7709		
FIRCREST	5325150	PIERCE	NaF	ADJ	10/58	5477		1.0
TOTAL POPULATION SERVED BY SOURCE WATER SYSTEM - - - - -						5477		
FORD HUD	5338100	STEVENS	NaF	ADJ	12/88	46500		1.0
TOTAL POPULATION SERVED BY SOURCE WATER SYSTEM - - - - -						46500		

POPULATION SERVED FLUORIDATED DRINKING WATER BY SOURCE SYSTEM,
CONSECUTIVE SYSTEM, AND COUNTY WITHIN STATE (AS OF 12/31/92)

WASHINGTON

WATER SYSTEMS AND CONSECUTIVE SYSTEMS SERVED	EPA ID NO	COUNTY	CHEM USED	STATUS	FLUOR START DATE	POP SERVED	NATURAL SYSTEMS NAT LEVEL	OPT LEVEL
FORKS MWD	5326000	CLALLAM	NaSiF6	ADJ	03/56	5000		1.0
TOTAL POPULATION SERVED BY SOURCE WATER SYSTEM - - - - -						5000		
FORT LEWIS	5326050	PIERCE	NaSiF6	ADJ	10/56	37292		1.0
TOTAL POPULATION SERVED BY SOURCE WATER SYSTEM - - - - -						37292		
GEORGEVILLE	5300024	KLICKITAT	NaF	ADJ	03/84	80		1.0
TOTAL POPULATION SERVED BY SOURCE WATER SYSTEM - - - - -						80		
KALAMA	5337550	COWLITZ	NaF	ADJ	05/64	1920		1.0
TOTAL POPULATION SERVED BY SOURCE WATER SYSTEM - - - - -						1920		
KELLER	5300006	FERRY	NaF	ADJ	04/89	400		1.0
TOTAL POPULATION SERVED BY SOURCE WATER SYSTEM - - - - -						400		
KELSO	5338000	COWLITZ	NaSiF6	ADJ	05/58	11024		1.0
TOTAL POPULATION SERVED BY SOURCE WATER SYSTEM - - - - -						11024		
KENT WD	5338150	KING	Acid	ADJ	11/64	40208		1.0
TOTAL POPULATION SERVED BY SOURCE WATER SYSTEM - - - - -						40208		
KING CO WD #111	5341900	KING	OTHER	ADJ	00/00	11600		1.0
TOTAL POPULATION SERVED BY SOURCE WATER SYSTEM - - - - -						11600		
LIND	5347350	ADAMS		NATL		547	1.6	
TOTAL POPULATION SERVED BY SOURCE WATER SYSTEM - - - - -						547		
LONGVIEW	5348100	COWLITZ	NaSiF6	ADJ	08/56	37815		1.0
COWLITZ CO PUD	5315650	COWLITZ		CONS		7906		
TOTAL POPULATION SERVED BY SOURCE WATER SYSTEM - - - - -						45721		
LOWER ELWHA	5311107	CLALLAM	NaF	ADJ	03/84	160		1.0
TOTAL POPULATION SERVED BY SOURCE WATER SYSTEM - - - - -						160		
LOWER PORT GAMBLE	5311115	KITSAP	NaF	ADJ	03/84	373		1.0
TOTAL POPULATION SERVED BY SOURCE WATER SYSTEM - - - - -						373		

POPULATION SERVED FLUORIDATED DRINKING WATER BY SOURCE SYSTEM,
CONSECUTIVE SYSTEM, AND COUNTY WITHIN STATE (AS OF 12/31/92)

WASHINGTON

WATER SYSTEMS AND CONSECUTIVE SYSTEMS SERVED	EPA ID NO	COUNTY	CHEM USED	STATUS	FLUOR START DATE	POP SERVED	NATURAL SYSTEMS NAT LEVEL	OPT LEVEL
LUMMI 1	5300029	WHATCOM	NaF	ADJ	03/84	153		1.0
TOTAL POPULATION SERVED BY SOURCE WATER SYSTEM - - - - -						153		
LUMMI 2	5300002	WHATCOM	NaF	ADJ	03/84	468		1.0
TOTAL POPULATION SERVED BY SOURCE WATER SYSTEM - - - - -						468		
LYNDEN WD	5349150	WHATCOM	NaSiF6	ADJ	03/65	5000		1.0
TOTAL POPULATION SERVED BY SOURCE WATER SYSTEM - - - - -						5000		
MABTON	5349650	YAKIMA		NATL		1247	0.7	
TOTAL POPULATION SERVED BY SOURCE WATER SYSTEM - - - - -						1247		
MAKAH	5300012	CLALLAM	NaF	ADJ	03/84	800		1.0
TOTAL POPULATION SERVED BY SOURCE WATER SYSTEM - - - - -						800		
MALOTT	5300044	OKANOGAN	NaF	ADJ	01/89	171		1.0
TOTAL POPULATION SERVED BY SOURCE WATER SYSTEM - - - - -						171		
MANCHESTER WD	5350700	KITSAP	NaF	ADJ	05/71	7528		1.0
TOTAL POPULATION SERVED BY SOURCE WATER SYSTEM - - - - -						7528		
MARTHA BOARDMAN	5311103	STEVENS		NATL		450	1.0	
TOTAL POPULATION SERVED BY SOURCE WATER SYSTEM - - - - -						450		
MCCHORD AFB	5352200	PIERCE	NaF	ADJ	04/61	10861		1.0
TOTAL POPULATION SERVED BY SOURCE WATER SYSTEM - - - - -						10861		
MCCOY LAKE	5300021	STEVENS	NaF	ADJ	04/88	260		1.0
TOTAL POPULATION SERVED BY SOURCE WATER SYSTEM - - - - -						260		
MONTESANO	5356000	GRAYS HARBOR	NaF	ADJ	11/61	3260		1.0
TOTAL POPULATION SERVED BY SOURCE WATER SYSTEM - - - - -						3260		
MOSES LAKE	5356300	GRANT		NATL		15600	0.8	
TOTAL POPULATION SERVED BY SOURCE WATER SYSTEM - - - - -						15600		

POPULATION SERVED FLUORIDATED DRINKING WATER BY SOURCE SYSTEM,
CONSECUTIVE SYSTEM, AND COUNTY WITHIN STATE (AS OF 12/31/92)

WASHINGTON

WATER SYSTEMS AND CONSECUTIVE SYSTEMS SERVED	EPA ID NO	COUNTY	CHEM USED	STATUS	FLUOR START DATE	POP SERVED	NATURAL SYSTEMS NAT LEVEL	OPT LEVEL
MOXEE CITY	5357300	YAKIMA			NATL	857	1.5	
TOTAL POPULATION SERVED BY SOURCE WATER SYSTEM - - - - -						857		
MUCKLESHOOT	5300013	KING	NaF	ADJ	03/84	275		1.0
TOTAL POPULATION SERVED BY SOURCE WATER SYSTEM - - - - -						275		
NISQUALLY	5300014	PIERCE	NaF	ADJ	03/84	150		1.0
TOTAL POPULATION SERVED BY SOURCE WATER SYSTEM - - - - -						150		
NOB HILL WATER ASSOC	5359700	YAKIMA			NATL	14823	1.0	
TOTAL POPULATION SERVED BY SOURCE WATER SYSTEM - - - - -						14823		
NOOKSACK	5300028	WHATCOM	NaF	ADJ	03/84	132		1.0
TOTAL POPULATION SERVED BY SOURCE WATER SYSTEM - - - - -						132		
OAK HARBOR	5362650	ISLAND	NaF	ADJ	11/55	13890		1.0
TOTAL POPULATION SERVED BY SOURCE WATER SYSTEM - - - - -						13890		
ODESSA	5363050	LINCOLN			NATL	950	1.9	
TOTAL POPULATION SERVED BY SOURCE WATER SYSTEM - - - - -						950		
OMAK HUD	5300008	OKANOGAN	NaF	ADJ	03/89	400		1.0
TOTAL POPULATION SERVED BY SOURCE WATER SYSTEM - - - - -						400		
ORR	5300047	OKANOGAN	NaF	ADJ	01/89	200		1.0
TOTAL POPULATION SERVED BY SOURCE WATER SYSTEM - - - - -						200		
OTHELLO WD	5364850	ADAMS			NATL	4636	2.7	
TOTAL POPULATION SERVED BY SOURCE WATER SYSTEM - - - - -						4636		
PATERSON	5366479	BENTON			NATL	90	2.0	
TOTAL POPULATION SERVED BY SOURCE WATER SYSTEM - - - - -						90		
PLYMOUTH	5368045	BENTON			NATL	190	2.3	
TOTAL POPULATION SERVED BY SOURCE WATER SYSTEM - - - - -						190		
PORT ORCHARD WD	5368900	KITSAP	NaF	ADJ	01/71	10525		1.0
TOTAL POPULATION SERVED BY SOURCE WATER SYSTEM - - - - -						10525		

POPULATION SERVED FLUORIDATED DRINKING WATER BY SOURCE SYSTEM,
CONSECUTIVE SYSTEM, AND COUNTY WITHIN STATE (AS OF 12/31/92)

WASHINGTON

WATER SYSTEMS AND CONSECUTIVE SYSTEMS SERVED	EPA ID NO	COUNTY	CHEM USED	STATUS	FLUOR START DATE	POP SERVED	NATURAL SYSTEMS NAT LEVEL	OPT LEVEL
POULSBORO	5369150	KITSAP	NaF	ADJ	07/59	5000		1.0
TOTAL POPULATION SERVED BY SOURCE WATER SYSTEM - - - - -						5000		
PULLMAN WD	5369150	WHITMAN	NaSiF6	ADJ	02/56	15000		1.0
TOTAL POPULATION SERVED BY SOURCE WATER SYSTEM - - - - -						15000		
QUEETS	5300017	JEFFERSON	NaF	ADJ	03/84	150		1.0
TOTAL POPULATION SERVED BY SOURCE WATER SYSTEM - - - - -						150		
QUILEUTE	5300016	CLALLAM	NaF	ADJ	03/84	350		1.0
TOTAL POPULATION SERVED BY SOURCE WATER SYSTEM - - - - -						350		
RAYMOND WD	5371500	PACIFIC	Acid	ADJ	03/63	3000		1.0
TOTAL POPULATION SERVED BY SOURCE WATER SYSTEM - - - - -						3000		
REDMOND WS	5371650	KING	NaF	ADJ	01/76	27600		1.0
UNION HILL WA	5390260	KING		CONS		5100		
TOTAL POPULATION SERVED BY SOURCE WATER SYSTEM - - - - -						32700		
RENTON	5371850	KING	NaF	ADJ	02/70	43000		1.0
TOTAL POPULATION SERVED BY SOURCE WATER SYSTEM - - - - -						43000		
RITZVILLE	5372700	ADAMS		NATL		1725	0.7	
TOTAL POPULATION SERVED BY SOURCE WATER SYSTEM - - - - -						1725		
SAUK SUIATTLE	5311106	SNOHOMISH	NaF	ADJ	03/84	80		1.0
TOTAL POPULATION SERVED BY SOURCE WATER SYSTEM - - - - -						80		
SEATTLE WD	5377050	KING	Acid	ADJ	02/70	548000		1.0
BELLEVUE	5305575	KING		CONS		100000		
BOTHELL	5307900	KING		CONS		10100		
CEDAR RIVER WATER & SEWER	5341800	KING		CONS		12500		
DUVALL	5320750	KING		CONS		3048		
EDMONDS	5322500	KING		CONS		19316		
HIGHLANDS	5332900	KING		CONS		421		
KING CO WD #107	5341750	KING		CONS		20000		
KING CO WD #119	5341985	KING		CONS		2945		
KING CO WD #125	5341998	KING		CONS		12192		

POPULATION SERVED FLUORIDATED DRINKING WATER BY SOURCE SYSTEM,
CONSECUTIVE SYSTEM, AND COUNTY WITHIN STATE (AS OF 12/31/92)

WASHINGTON

WATER SYSTEMS AND CONSECUTIVE SYSTEMS SERVED	EPA ID NO	COUNTY	CHEM USED	STATUS	FLUOR START DATE	POP SERVED	NATURAL SYSTEMS NAT LEVEL	OPT LEVEL
KING CO WD #14	5338800	KING		CONS		4200		
KING CO WD #17	5338850	KING		CONS		350		
KING CO WD #20	5338950	KING		CONS		25000		
KING CO WD #24	5339100	KING		CONS		900		
KING CO WD #25	5339150	KING		CONS		1200		
KING CO WD #42	5339600	KING		CONS		25000		
KING CO WD #45	5339700	KING		CONS		3831		
KING CO WD #49	5339800	KING		CONS		15000		
KING CO WD #57	5340050	KING		CONS		210		
KING CO WD #58	5340100	KING		CONS		43181		
KING CO WD #63	5340250	KING		CONS		2000		
KING CO WD #75	5340650	KING		CONS		53277		
KING CO WD #85	5341000	KING		CONS		1536		
KING CO WD #90	5341150	KING		CONS		11094		
KIRKLAND	5342250	KING		CONS		19000		
MERCER ISLAND	5353640	KING		CONS		21700		
NE LK WA SEWER & WATER	5340800	KING		CONS		52000		
NORMANDY PARK	5359900	KING		CONS		1985		
OLYMPIC VIEW WD	5363600	KING		CONS		13082		
ROSE HILL WATER & SEWER	5340850	KING		CONS		16000		
SALLAL WATER ASSOC	5375560	KING		CONS		2733		
SHOREWOOD APTS	5378795	KING		CONS		1600		
SKYWAY WATER & SEWER	5315788	KING		CONS		4500		
STRANDRIK	5384580	KING		CONS		100		
TUKWILLA	5389500	KING		CONS		3860		
WILDERNESS RIM	5396878	KING		CONS		1824		
WOODINVILLE WD	5341600	KING		CONS		40000		
TOTAL POPULATION SERVED BY SOURCE WATER SYSTEM - - - - -						1093685		
SKOKOMISH	5300020	MASON\	NaF	ADJ	03/84	120		1.0
TOTAL POPULATION SERVED BY SOURCE WATER SYSTEM - - - - -						120		
SOUTH BEND	5381500	PACIFIC	OTHER	ADJ	04/90	1898		1.0
TOTAL POPULATION SERVED BY SOURCE WATER SYSTEM - - - - -						1898		
SQUAXIN ISLAND	5300023	MASON	NaF	ADJ	03/84	75		1.0
TOTAL POPULATION SERVED BY SOURCE WATER SYSTEM - - - - -						75		
STILLAGUAMISH	5311105	SNOHOMISH	NaF	ADJ	03/84	120		1.0
TOTAL POPULATION SERVED BY SOURCE WATER SYSTEM - - - - -						120		
SUQUAMISH	5300031	KITSAP	NaF	ADJ	03/84	40		1.0
TOTAL POPULATION SERVED BY SOURCE WATER SYSTEM - - - - -						40		

POPULATION SERVED FLUORIDATED DRINKING WATER BY SOURCE SYSTEM,
CONSECUTIVE SYSTEM, AND COUNTY WITHIN STATE (AS OF 12/31/92)

WASHINGTON

WATER SYSTEMS AND CONSECUTIVE SYSTEMS SERVED	EPA ID NO	COUNTY	CHEM USED	STATUS	FLUOR START DATE	POP SERVED	NATURAL SYSTEMS NAT LEVEL	OPT LEVEL
SWINOMISH	5300032	SKAGIT	NaF	ADJ	03/84	532		1.0
TOTAL POPULATION SERVED BY SOURCE WATER SYSTEM - - - - -						532		
TACOMA	5386800	PIERCE	NaF	ADJ	04/89	224600		1.0
TOTAL POPULATION SERVED BY SOURCE WATER SYSTEM - - - - -						224600		
TAHOLAH	5300018	GRAYS HARBOR	NaF	ADJ	03/84	1100		1.0
TOTAL POPULATION SERVED BY SOURCE WATER SYSTEM - - - - -						1100		
TOPPENISH	5388850	YAKIMA	NaF	ADJ	05/82	7419		1.0
TOTAL POPULATION SERVED BY SOURCE WATER SYSTEM - - - - -						7419		
TULALIP	5300003	SNOHOMISH	NaF	ADJ	03/84	2000		1.0
TOTAL POPULATION SERVED BY SOURCE WATER SYSTEM - - - - -						2000		
UPPER PORT GAMBLE	5300015	KITSAP	NaF	ADJ	03/84	153		1.0
TOTAL POPULATION SERVED BY SOURCE WATER SYSTEM - - - - -						153		
UPPER SKAGIT	5300048	SKAGIT	NaF	ADJ	03/84	220		1.0
TOTAL POPULATION SERVED BY SOURCE WATER SYSTEM - - - - -						220		
VANCOUVER	5391200	CLARK	NaSiF6	ADJ	07/63	101920		1.0
TOTAL POPULATION SERVED BY SOURCE WATER SYSTEM - - - - -						101920		
WARDEN	5392850	GRANT		NATL		1620	0.7	
TOTAL POPULATION SERVED BY SOURCE WATER SYSTEM - - - - -						1620		
WHITE SWAN	5300026	YAKIMA	NaF	ADJ	03/84	650		1.0
TOTAL POPULATION SERVED BY SOURCE WATER SYSTEM - - - - -						650		
WINLOCK	5397500	LEWIS	NaF	ADJ	08/66	1250		1.0
TOTAL POPULATION SERVED BY SOURCE WATER SYSTEM - - - - -						1250		
WOLF POINT	5300051	YAKIMA	NaF	ADJ	05/88	180		1.0
TOTAL POPULATION SERVED BY SOURCE WATER SYSTEM - - - - -						180		
WOODLAND	5398200	COWLITZ	Acid	ADJ	12/56	2606		1.0
TOTAL POPULATION SERVED BY SOURCE WATER SYSTEM - - - - -						2606		

STATE SUMMARY DATA AS OF 12/31/92

WEST VIRGINIA

SYSTEM SIZE CLASSIFICATION

	FLUORIDATED SYSTEMS		PUBLIC WATER SYSTEMS	
	NUMBER OF SYSTEMS	TOTAL POPULATION	NUMBER OF SYSTEMS	TOTAL POPULATION
=<1,000	111	52,794	421	126,000
1,001-5,000	167	383,102	216	496,000
5,001-10,000	23	163,485	25	398,000
10,001-50,000	15	385,402	15	175,000
50,001-100,000	1	77,677	0	0
>100,000	1	131,913	2	260,000
TOTAL	318	1,194,373	679	1,455,000

FLUORIDATED SYSTEM CLASSIFICATION

	NUMBER	POPULATION	PERCENTAGE (POP.)
ADJUSTED	215	1,083,019	82.8
CONSECUTIVE	102	110,695	9.3
NATURAL	1	659	0.1
TOTAL	318	1,194,373	

SCHOOLS, INDIAN AND MILITARY SYSTEMS

	ADJUSTED		NATURAL	
	NUMBER	POP.	NUMBER	POP.
TOTAL SCHOOLS	1	387	0	0
INDIAN SYSTEMS	0	0	0	0
INDIAN SCHOOLS	0	0	0	0
MILITARY SYSTEMS	0	0	0	0

CHEMICAL USAGE OF FLUORIDATING SYSTEMS

	NUMBER	POPULATION
SODIUM FLUORIDE	148	332,506
SODIUM SILICOFLUORIDE	52	326,859
HYDROFLUOSILICIC ACID	38	425,132

POPULATION SERVED FLUORIDATED DRINKING WATER BY SOURCE SYSTEM,
CONSECUTIVE SYSTEM, AND COUNTY WITHIN STATE (AS OF 12/31/92)

WEST VIRGINIA

WATER SYSTEMS AND CONSECUTIVE SYSTEMS SERVED	EPA ID NO	COUNTY	CHEM USED	STATUS	FLUOR START DATE	POP SERVED	NATURAL SYSTEMS NAT LEVEL	OPT LEVEL
ALDERSON WATER	3301315	GREENBRIER	NaF	ADJ	09/81	1655		1.0
TOTAL POPULATION SERVED BY SOURCE WATER SYSTEM - - - - -						2795		
ARBUCKLE PSD	3301003	FAYETTE	NaF	ADJ	12/87	869		1.0
TOTAL POPULATION SERVED BY SOURCE WATER SYSTEM - - - - -						869		
BECKLEY WATER COMPANY	3304104	RALEIGH	NaSiF6	ADJ	03/63	44353		1.0
TOTAL POPULATION SERVED BY SOURCE WATER SYSTEM - - - - -						67004		
BELINGTON WATER	3300101	BARBOUR	NaF	ADJ	09/83	2300		1.0
TOTAL POPULATION SERVED BY SOURCE WATER SYSTEM - - - - -						2300		
BELMONT WATER WORKS	3303701	PLEASANTS	NaF	ADJ	10/82	1500		1.0
TOTAL POPULATION SERVED BY SOURCE WATER SYSTEM - - - - -						1500		
BENWOOD WATER DEPARTMENT	3302618	MARSHALL	Acid	ADJ	07/92	2000		1.0
TOTAL POPULATION SERVED BY SOURCE WATER SYSTEM - - - - -						2000		
BERKELEY COUNTY PSD-M SHR	3300202	BERKELEY	NaF	ADJ	05/84	9800		1.0
TOTAL POPULATION SERVED BY SOURCE WATER SYSTEM - - - - -						9800		
BEVERLY WATER DEPARTMENT	3304202	RANDOLPH	NaF	ADJ	01/84	1100		1.0
TOTAL POPULATION SERVED BY SOURCE WATER SYSTEM - - - - -						1100		
BIG BEND PSD	3304507	SUMMERS	NaF	ADJ	06/84	810		1.0
TOTAL POPULATION SERVED BY SOURCE WATER SYSTEM - - - - -						810		

POPULATION SERVED FLUORIDATED DRINKING WATER BY SOURCE SYSTEM,
CONSECUTIVE SYSTEM, AND COUNTY WITHIN STATE (AS OF 12/31/92)

WEST VIRGINIA

WATER SYSTEMS AND CONSECUTIVE SYSTEMS SERVED	EPA ID NO	COUNTY	CHEM USED	STATUS	FLUOR START DATE	POP SERVED	NATURAL SYSTEMS NAT LEVEL	OPT LEVEL
CITY OF MARLINTON	3303803	POCAHONTAS	NaF	ADJ	05/84	1800		1.0
TOTAL POPULATION SERVED BY SOURCE WATER SYSTEM - - - - -						1800		
CITY OF MARTINSBURG	3300212	BERKELEY	Acid	ADJ	02/54	14000		1.0
TOTAL POPULATION SERVED BY SOURCE WATER SYSTEM - - - - -						14000		
CITY OF NEW CUMBERLAND	3301515	HANCOCK	NaF	ADJ	03/83	1800		1.0
TOTAL POPULATION SERVED BY SOURCE WATER SYSTEM - - - - -						1800		
CITY OF PHILIPPI	3300104	BARBOUR	NaF	ADJ	05/64	4000		1.0
CENTRAL BARBOUR PSD	3300106	BARBOUR		CONS		1323		
CENTURY-VOLGA PSD	3300107	BARBOUR		CONS		688		
CITY OF PHILIPPI-WELLINGT	3300108	BARBOUR		CONS		100		
CHESTNUT RIDGE PSD	3300102	BARBOUR		CONS		1150		
TOTAL POPULATION SERVED BY SOURCE WATER SYSTEM - - - - -						7261		
CITY OF RICHWOOD	3303401	NICHOLAS	NaF	ADJ	02/76	4131		1.0
TOTAL POPULATION SERVED BY SOURCE WATER SYSTEM - - - - -						4619		
CITY OF SALEM WATER BOARD	3301720	HARRISON	NaF	ADJ	09/84	3700		1.0
TOTAL POPULATION SERVED BY SOURCE WATER SYSTEM - - - - -						3700		
CITY OF SPENCER	3304405	ROANE	NaF	ADJ	03/82	5000		1.0
TOTAL POPULATION SERVED BY SOURCE WATER SYSTEM - - - - -						5890		
CITY OF WELCH	3302421	MCDOWELL	NaSiF6	ADJ	05/54	4320		1.0
TOTAL POPULATION SERVED BY SOURCE WATER SYSTEM - - - - -						4320		
CITY OF WELLSBURG	3300517	BROOKE	Acid	ADJ	12/58	3963		1.0
BROOKE COUNTY SUBURBAN WA	3300504	BROOKE		CONS		291		
WASHINGTON PIKE PSD	3300515	BROOKE		CONS		2835		
TOTAL POPULATION SERVED BY SOURCE WATER SYSTEM - - - - -						7089		
CITY OF WHITE SULPHUR SPR	3301314	GREENBRIER	NaF	ADJ	09/87	3500		1.0
TOTAL POPULATION SERVED BY SOURCE WATER SYSTEM - - - - -						3500		

**POPULATION SERVED FLUORIDATED DRINKING WATER BY SOURCE SYSTEM,
CONSECUTIVE SYSTEM, AND COUNTY WITHIN STATE (AS OF 12/31/92)**

WEST VIRGINIA

WATER SYSTEMS AND CONSECUTIVE SYSTEMS SERVED	EPA ID NO	COUNTY	CHEM USED	STATUS	FLUOR START DATE	POP SERVED	NATURAL SYSTEMS NAT LEVEL	OPT LEVEL
CLARKSBURG WATER BOARD	3301705	HARRISON	NaSiF6	ADJ	01/54	23453		1.0
ANMOORE WATER DEPARTMENT	3301701	HARRISON		CONS		1200		
ARLINGTON-GLEN FALLS WATE	3301702	HARRISON		CONS		750		
EAST VIEW PSD (172)	3301737	HARRISON		CONS		194		
EAST VIEW PSD (194)	3301736	HARRISON		CONS		508		
ENLARGED HEPZIBAH PSD	3301709	HARRISON		CONS		1700		
GORE WATER ASSOC	3301710	HARRISON		CONS		113		
LOST CREEK-MT CLARE PSD	3301713	HARRISON		CONS		2730		
MT CLARE ROAD PSD	3301715	HARRISON		CONS		326		
NUTTER FORT WATER	3301717	HARRISON		CONS		2000		
QUIET DELL PSD	3301719	HARRISON		CONS		1080		
SHORT LINE PSD	3301722	HARRISON		CONS		2376		
STONEWOOD WATER DEPARTMEN	3301724	HARRISON		CONS		1900		
SUMMIT PARK PSD	3301725	HARRISON		CONS		750		
SUN VALLEY PSD	3301726	HARRISON		CONS		2030		
VALLEY OF GOOD HOPE PSD	3301727	HARRISON		CONS		2211		
TOTAL POPULATION SERVED BY SOURCE WATER SYSTEM - - - - -						43321		
CLAYWOOD PARK PSD	3305402	WOOD	Acid	ADJ	08/81	6750		1.0
TOTAL POPULATION SERVED BY SOURCE WATER SYSTEM - - - - -						10250		
CLENDENIN WATER DEPARTMEN	3302010	KANAWHA	NaF	ADJ	01/60	1968		1.0
BIG SANDY PSD	3302004	KANAWHA		CONS		1750		
REAMER HILL WATER ASSOC	3302077	KANAWHA		CONS		73		
WHITE HILL HOA	3302073	KANAWHA		CONS		35		
TOTAL POPULATION SERVED BY SOURCE WATER SYSTEM - - - - -						3826		
COLIN ANDERSON CENTER	3303702	PLEASANTS	NaF	ADJ	09/61	1000		1.0
TOTAL POPULATION SERVED BY SOURCE WATER SYSTEM - - - - -						1000		
COWEN PSD	3305103	WEBSTER	NaF	ADJ	09/82	3000		1.0
TOTAL POPULATION SERVED BY SOURCE WATER SYSTEM - - - - -						3427		
CRAIGSVILLE PSD	3303402	NICHOLAS	NaF	ADJ	01/83	3320		1.0
TOTAL POPULATION SERVED BY SOURCE WATER SYSTEM - - - - -						4006		
ELIZABETH WATER DEPARTMEN	3305302	WIRT	NaF	ADJ	07/84	1100		1.0
TOTAL POPULATION SERVED BY SOURCE WATER SYSTEM - - - - -						1100		

**POPULATION SERVED FLUORIDATED DRINKING WATER BY SOURCE SYSTEM,
CONSECUTIVE SYSTEM, AND COUNTY WITHIN STATE (AS OF 12/31/92)**

WEST VIRGINIA

WATER SYSTEMS AND CONSECUTIVE SYSTEMS SERVED	EPA ID NO	COUNTY	CHEM USED	STATUS	FLUOR START DATE	POP SERVED	NATURAL NAT LEVEL	SYSTEMS OPT LEVEL
ELKINS MUNICIPAL	3304203	RANDOLPH	NaSiF6	ADJ	03/59	10000		1.0
TOTAL POPULATION SERVED BY SOURCE WATER SYSTEM - - - - -						12571		
FAIRVIEW WATER SYSTEM	3302503	MARION	NaF	ADJ		1200		1.0
TOTAL POPULATION SERVED BY SOURCE WATER SYSTEM - - - - -						1200		
FAYETTEVILLE MUNICIPAL WA	3301010	FAYETTE	NaF	ADJ	08/62	4320		1.0
ARBUCKLE PSD-KAYMORE #1 D	3301043	FAYETTE		CONS		73		
ARBUCKLE PSD-KAYMORE #2 D	3301044	FAYETTE		CONS		70		
TOTAL POPULATION SERVED BY SOURCE WATER SYSTEM - - - - -						4463		
FLATWOODS-CANOE RUN PSD	3300402	BRAXTON	NaF	ADJ	04/74	1886		1.0
TOTAL POPULATION SERVED BY SOURCE WATER SYSTEM - - - - -						1886		
FORT ASHBY PSD	3302911	MINERAL	NaF	ADJ	01/87	2000		1.0
TOTAL POPULATION SERVED BY SOURCE WATER SYSTEM - - - - -						3500		
GEARY SCHOOL	9944025	ROANE	NaF	ADJ	00/00	387		4.5
TOTAL POPULATION SERVED BY SOURCE WATER SYSTEM - - - - -						387		
GLEN DALE WATER WORKS	3302605	MARSHALL	NaF	ADJ	09/84	3000		1.0
TOTAL POPULATION SERVED BY SOURCE WATER SYSTEM - - - - -						3000		
GLENVILLE UTILITIES	3301104	GILMER	NaF	ADJ	09/58	3050		1.0
TOTAL POPULATION SERVED BY SOURCE WATER SYSTEM - - - - -						3050		
GRANTSVILLE MUNICIPAL	3300701	CALHOUN	NaF	ADJ	01/58	1000		1.0
MT. ZION PSD	3300702	CALHOUN		CONS		654		
PLEASANT HILL PSD	3300703	CALHOUN		CONS		1088		
TOTAL POPULATION SERVED BY SOURCE WATER SYSTEM - - - - -						2742		
GREEN VALLEY-GLENWOOD PSD	3302813	MERCER	Acid	ADJ	08/64	1890		1.0
TOTAL POPULATION SERVED BY SOURCE WATER SYSTEM - - - - -						1890		
GREENBRIER COUNTY PSD #2	3301302	GREENBRIER	NaF	ADJ	08/83	1574		1.0
TOTAL POPULATION SERVED BY SOURCE WATER SYSTEM - - - - -						1574		

POPULATION SERVED FLUORIDATED DRINKING WATER BY SOURCE SYSTEM,
CONSECUTIVE SYSTEM, AND COUNTY WITHIN STATE (AS OF 12/31/92)

WEST VIRGINIA

WATER SYSTEMS AND CONSECUTIVE SYSTEMS SERVED	EPA ID NO	COUNTY	CHEM USED	STATUS	FLUOR START DATE	POP SERVED	NATURAL SYSTEMS NAT LEVEL	OPT LEVEL
HARPERS FERRY WATER WORKS	3301912	JEFFERSON		ADJ	02/90	1500		1.0
TOTAL POPULATION SERVED BY SOURCE WATER SYSTEM - - - - -						1500		
HARRISVILLE WATER WORKS	3304303	RITCHIE	NaF	ADJ	01/74	1684		1.0
TOTAL POPULATION SERVED BY SOURCE WATER SYSTEM - - - - -						1684		
HEDGESVILLE PSD	3300225	BERKELEY	NaF	ADJ	05/83	1600		1.0
TOTAL POPULATION SERVED BY SOURCE WATER SYSTEM - - - - -						1600		
HOOVERSON HEIGHTS PSD	3300512	BROOKE	NaF	ADJ	03/66	5800		1.0
GREENBRIER WATER CORP	3300507	BROOKE		CONS		241		
TOTAL POPULATION SERVED BY SOURCE WATER SYSTEM - - - - -						6041		
HURRICANE MUNICIPAL	3304005	PUTNAM	NaF	ADJ	11/57	6434		1.0
TOTAL POPULATION SERVED BY SOURCE WATER SYSTEM - - - - -						6434		
JANE LEW WATER COMMISSION	3302102	LEWIS	NaF	ADJ	10/62	1000		1.0
TOTAL POPULATION SERVED BY SOURCE WATER SYSTEM - - - - -						1000		
KANAWHA FALLS PSD	3301037	FAYETTE	NaF	ADJ	12/82	3885		1.0
GAULEY RIVER PSD	3301042	FAYETTE		CONS		524		
TOTAL POPULATION SERVED BY SOURCE WATER SYSTEM - - - - -						4409		
KENOVA MUNICIPAL	3305009	WAYNE	Acid	ADJ	05/87	9717		1.0
CEREDO WATER WORKS	3305001	WAYNE		CONS		3259		
TOTAL POPULATION SERVED BY SOURCE WATER SYSTEM - - - - -						12976		
KERMIT WATER WORKS	3303003	MINGO	NaF	ADJ	11/80	972		1.0
TOTAL POPULATION SERVED BY SOURCE WATER SYSTEM - - - - -						2205		
KINGWOOD WATER WORKS	3303908	PRESTON	NaF	ADJ	05/67	2877		1.0
TOTAL POPULATION SERVED BY SOURCE WATER SYSTEM - - - - -						4087		

POPULATION SERVED FLUORIDATED DRINKING WATER BY SOURCE SYSTEM,
CONSECUTIVE SYSTEM, AND COUNTY WITHIN STATE (AS OF 12/31/92)

WEST VIRGINIA

WATER SYSTEMS AND CONSECUTIVE SYSTEMS SERVED	EPA ID NO	COUNTY	CHEM USED	STATUS	FLUOR START DATE	POP SERVED	NATURAL SYSTEMS NAT LEVEL	OPT LEVEL
LASHMEET PSD	3302817	MERCER	NaF	ADJ	06/71	1701		1.0
TOTAL POPULATION SERVED BY SOURCE WATER SYSTEM - - - - -						1701		
LEWISBURG MUNICIPAL WATER	3301307	GREENBRIER	NaF	ADJ	11/65	6261		1.0
TOTAL POPULATION SERVED BY SOURCE WATER SYSTEM - - - - -						6261		
LINCOLN PSD	3302205	LINCOLN	NaF	ADJ	01/88	4074		1.0
TOTAL POPULATION SERVED BY SOURCE WATER SYSTEM - - - - -						4074		
LOGAN PSD (GREENVILLE)	3302357	LOGAN	NaF	ADJ	12/86	2160		1.0
TOTAL POPULATION SERVED BY SOURCE WATER SYSTEM - - - - -						2160		
LUBECK PSD	3305404	WOOD	NaF	ADJ	03/63	7400		1.0
TOTAL POPULATION SERVED BY SOURCE WATER SYSTEM - - - - -						7400		
MAN WATER WORKS	3302336	LOGAN	NaF	ADJ	09/59	1413		1.0
TOTAL POPULATION SERVED BY SOURCE WATER SYSTEM - - - - -						1413		
MANNINGTON WATER WORKS	3302513	MARION	NaF	ADJ	04/84	2300		1.0
DOWNS PSD	3302501	MARION		CONS		1083		
MANNINGTON PSD	3302512	MARION		CONS		700		
TOTAL POPULATION SERVED BY SOURCE WATER SYSTEM - - - - -						4083		
MASON WATER DEPARTMENT	3302708	MASON	NaF	ADJ	/83	2025		1.0
TOTAL POPULATION SERVED BY SOURCE WATER SYSTEM - - - - -						2025		
MASONTOWN WATER DEPARTMEN	3303909	PRESTON	NaF	ADJ	02/82	2260		1.0
TOTAL POPULATION SERVED BY SOURCE WATER SYSTEM - - - - -						2260		
MATEWAN WATER DEPARTMENT	3303005	MINGO	NaF	ADJ	02/53	2261		1.0
TOTAL POPULATION SERVED BY SOURCE WATER SYSTEM - - - - -						2261		
MCMECHEN MUNICIPAL WATER	3302610	MARSHALL	NaF	ADJ	12/89	2470		1.0
MARSHALL COUNTY PSD #1	3302606	MARSHALL		CONS		4060		
GLEN DALE HEIGHTS PSD	3302604	MARSHALL		CONS		627		
MARSHALL COUNTY PSD #4	3302609	MARSHALL		CONS		1173		
TOTAL POPULATION SERVED BY SOURCE WATER SYSTEM - - - - -						8330		

POPULATION SERVED FLUORIDATED DRINKING WATER BY SOURCE SYSTEM,
CONSECUTIVE SYSTEM, AND COUNTY WITHIN STATE (AS OF 12/31/92)

WEST VIRGINIA

WATER SYSTEMS AND CONSECUTIVE SYSTEMS SERVED	EPA ID NO	COUNTY	CHEM USED	STATUS	FLUOR START DATE	POP SERVED	NATURAL SYSTEMS NAT LEVEL	OPT LEVEL
MEADOW BRIDGE WATER	3301022	FAYETTE		NATL		659	1.2	
TOTAL POPULATION SERVED BY SOURCE WATER SYSTEM - - - - -						659		
MIDDLEBOURNE WATER WORKS	3304802	TYLER	NaF	ADJ	08/80	1200		1.0
TOTAL POPULATION SERVED BY SOURCE WATER SYSTEM - - - - -						1200		
MILL CREEK WATER DEPARTME	3304209	RANDOLPH	NaF	ADJ	04/79	900		1.0
TOTAL POPULATION SERVED BY SOURCE WATER SYSTEM - - - - -						1236		
MILTON WATER	3300609	CABELL	NaF	ADJ	04/62	4590		1.0
TOTAL POPULATION SERVED BY SOURCE WATER SYSTEM - - - - -						4590		
MONONGAH WATER WORKS	3302515	MARION	NaF	ADJ	11/84	3860		1.0
COONS RUN PSD	3301706	HARRISON		CONS		752		
FARMINGTON WATER	3302504	MARION		CONS		1000		
LITTLE LAUREL RUN IMP ASS	3302511	MARION		CONS		150		
FOUR STATES WATER	3302506	MARION		CONS		250		
LINCOLN HEIGHTS IMPROVEME	3302509	MARION		CONS		87		
SUNNYVIEW ACRES WATER PRO	3302521	MARION		CONS		101		
TOTAL POPULATION SERVED BY SOURCE WATER SYSTEM - - - - -						6200		
MORGANTOWN UTILITY BOARD	3303111	MONONGALIA	Acid	ADJ	02/61	48125		1.0
BIRCHFIELD WATER ASSOCIAT	3303101	MONONGALIA		CONS		287		
TOTAL POPULATION SERVED BY SOURCE WATER SYSTEM - - - - -						66617		
MOUNDSVILLE WATER DEPARTM	3302611	MARSHALL	Acid	ADJ	05/84	17000		1.0
MARSHALL COUNTY PSD #3	3302608	MARSHALL		CONS		2800		
TOTAL POPULATION SERVED BY SOURCE WATER SYSTEM - - - - -						19800		
MULLENS WATER-MULLENS DST	3305514	WYOMING	NaF	ADJ	06/85	1760		1.0
TOTAL POPULATION SERVED BY SOURCE WATER SYSTEM - - - - -						1760		

POPULATION SERVED FLUORIDATED DRINKING WATER BY SOURCE SYSTEM,
CONSECUTIVE SYSTEM, AND COUNTY WITHIN STATE (AS OF 12/31/92)

WEST VIRGINIA

WATER SYSTEMS AND CONSECUTIVE SYSTEMS SERVED	EPA ID NO	COUNTY	CHEM USED	STATUS	FLUOR START DATE	POP SERVED	NATURAL SYSTEMS NAT LEVEL	OPT LEVEL
NEW HAVEN WATER DEPARTMEN	3302709	MASON	NaF	ADJ	03/84	1760		1.0
TOTAL POPULATION SERVED BY SOURCE WATER SYSTEM - - - - -						1760		
NORTON-JIMTOWN-HARDING PS	3304213	RANDOLPH	NaF	ADJ	11/80	1100		1.0
TOTAL POPULATION SERVED BY SOURCE WATER SYSTEM - - - - -						1100		
OCEANA MUNICIPAL	3305516	WYOMING	NaF	ADJ	06/71	3510		1.0
TOTAL POPULATION SERVED BY SOURCE WATER SYSTEM - - - - -						3510		
OPEQUON PSD	3300218	BERKELEY	Acid	ADJ	12/73	6000		1.0
TOTAL POPULATION SERVED BY SOURCE WATER SYSTEM - - - - -						6000		
PAGE-KINCAID PSD	3301036	FAYETTE	NaF	ADJ	11/81	1509		1.0
TOTAL POPULATION SERVED BY SOURCE WATER SYSTEM - - - - -						1509		
PARKERSBURG WATER DEPARTM	3305407	WOOD	NaSiF6	ADJ	01/57	39400		1.0
TOTAL POPULATION SERVED BY SOURCE WATER SYSTEM - - - - -						39400		
PARSONS WATER	3304707	TUCKER	NaF	ADJ	03/92	1937		1.0
TOTAL POPULATION SERVED BY SOURCE WATER SYSTEM - - - - -						1937		
PAW PAW WATER WORKS	3303308	MORGAN	NaF	ADJ	01/89	785		1.0
TOTAL POPULATION SERVED BY SOURCE WATER SYSTEM - - - - -						785		
PENNSBORO WATER WORKS	3304306	RITCHIE	NaF	ADJ	05/84	2432		1.0
TOTAL POPULATION SERVED BY SOURCE WATER SYSTEM - - - - -						2782		
PETERSBURG MUNICIPAL WATE	3301204	GRANT	NaF	ADJ	03/68	2600		1.0
GRANT CO PSD-HEDRICK HILL	3301209	GRANT		CONS		37		
GRANT CO PSD-MAYS NORTHFO	3301206	GRANT		CONS		2800		
GRANT CO PSD-US 220 SOUTH	3301207	GRANT		CONS		150		
TOTAL POPULATION SERVED BY SOURCE WATER SYSTEM - - - - -						5587		
PINCH PSD	3302023	KANAWHA	NaF	ADJ	02/63	3925		1.0
TOTAL POPULATION SERVED BY SOURCE WATER SYSTEM - - - - -						3925		

POPULATION SERVED FLUORIDATED DRINKING WATER BY SOURCE SYSTEM,
CONSECUTIVE SYSTEM, AND COUNTY WITHIN STATE (AS OF 12/31/92)

WEST VIRGINIA

WATER SYSTEMS AND CONSECUTIVE SYSTEMS SERVED	EPA ID NO	COUNTY	CHEM USED	STATUS	FLUOR START DATE	POP SERVED	NATURAL SYSTEMS NAT LEVEL	OPT LEVEL
PINEVILLE MUNICIPAL	3305517	WYOMING	NaF	ADJ	07/64	3003		1.0
TOTAL POPULATION SERVED BY SOURCE WATER SYSTEM - - - - -						3003		
POINT PLEASANT WATER	3302710	MASON	NaF	ADJ	12/62	7889		1.0
GALLIPOLIS FERRY WATER	3302703	MASON		CONS		858		
J-2-Y-35 WATER ASSOC, INC	3302705	MASON		CONS		1107		
MASON COUNTY PSD-LAKIN DS	3302712	MASON		CONS		915		
TOTAL POPULATION SERVED BY SOURCE WATER SYSTEM - - - - -						10769		
PRESTON COUNTY PSD #1	3303912	PRESTON	NaF	ADJ	02/89	1540		1.0
TOTAL POPULATION SERVED BY SOURCE WATER SYSTEM - - - - -						1540		
RAGLAND PSD	3303013	MINGO	NaF	ADJ	03/89	600		1.0
TOTAL POPULATION SERVED BY SOURCE WATER SYSTEM - - - - -						600		
RALEIGH COUNTY PSD - STOC	3304123	RALEIGH	NaF	ADJ	06/85	2340		1.0
TOTAL POPULATION SERVED BY SOURCE WATER SYSTEM - - - - -						2440		
RAVENSWOOD MUNICIPAL	3301810	JACKSON	NaF	ADJ	11/80	4862		1.0
SILVERTON PSD	3301814	JACKSON		CONS		1200		
TOTAL POPULATION SERVED BY SOURCE WATER SYSTEM - - - - -						6062		
RED SULPHUR PSD	3303206	MONROE	NaF	ADJ	09/65	2219		1.0
TOTAL POPULATION SERVED BY SOURCE WATER SYSTEM - - - - -						2587		
RIPLEY WATER DEPARTMENT	3301811	JACKSON	NaF	ADJ	03/51	3800		1.0
SOUTHERN JACKSON COUNTY P	3301817	JACKSON		CONS		2100		
TOTAL POPULATION SERVED BY SOURCE WATER SYSTEM - - - - -						5900		
ROMNEY WATER DEPT	3301405	HAMPSHIRE	NaF	ADJ	02/71	2091		1.0
CENTRAL HAMPSHIRE PSD	3301411	HAMPSHIRE		CONS		2010		
RT 28 WATER ASSOC INC	3301406	HAMPSHIRE		CONS		350		
TOTAL POPULATION SERVED BY SOURCE WATER SYSTEM - - - - -						4451		
RONCEVERTE WATER	3301310	GREENBRIER	NaF	ADJ	12/67	2336		1.0
TOTAL POPULATION SERVED BY SOURCE WATER SYSTEM - - - - -						2336		

POPULATION SERVED FLUORIDATED DRINKING WATER BY SOURCE SYSTEM,
CONSECUTIVE SYSTEM, AND COUNTY WITHIN STATE (AS OF 12/31/92)

WEST VIRGINIA

WATER SYSTEMS AND CONSECUTIVE SYSTEMS SERVED	EPA ID NO	COUNTY	CHEM USED	STATUS	FLUOR START DATE	POP SERVED	NATURAL SYSTEMS NAT LEVEL	OPT LEVEL
SALEM-GATEWOOD PSD	3301027	FAYETTE	NaF	ADJ	06/84	1863		1.0
TOTAL POPULATION SERVED BY SOURCE WATER SYSTEM - - - - -						1863		
SALT ROCK PSD	3300611	CABELL	NaF	ADJ	07/71	8718		1.0
TOTAL POPULATION SERVED BY SOURCE WATER SYSTEM - - - - -						8718		
SHEPHERDSTOWN WATER	3301933	JEFFERSON	Acid	ADJ	05/74	4500		1.0
TOTAL POPULATION SERVED BY SOURCE WATER SYSTEM - - - - -						4500		
SHINNSTON WATER BOARD	3301721	HARRISON	NaF	ADJ	04/82	5800		1.0
BINGAMON PSD	3302525	MARION		CONS		850		
OJW PSD	3302527	MARION		CONS		640		
HUTCHINSON COMM WATER ASS	3302531	MARION		CONS		475		
TRI-COUNTY WATER - SHINNS	3302530	MARION		CONS		128		
WORTHINGTON MUNICIPAL WAT	3302524	MARION		CONS		600		
TOTAL POPULATION SERVED BY SOURCE WATER SYSTEM - - - - -						8493		
SISTERSVILLE MUNICIPAL WA	3304803	TYLER	NaSiF6	ADJ	06/53	2500		1.0
TOTAL POPULATION SERVED BY SOURCE WATER SYSTEM - - - - -						2500		
SOUTH PUTNAM PSD	3304011	PUTNAM	NaF	ADJ	04/82	11137		1.0
TOTAL POPULATION SERVED BY SOURCE WATER SYSTEM - - - - -						12837		
ST ALBANS WATER DEPARTMEN	3302031	KANAWHA	NaSiF6	ADJ	02/66	16740		1.0
TOTAL POPULATION SERVED BY SOURCE WATER SYSTEM - - - - -						16740		
ST MARYS WATER WORKS	3303704	PLEASANTS	NaF	ADJ	10/66	2703		1.0
TOTAL POPULATION SERVED BY SOURCE WATER SYSTEM - - - - -						3223		
SUGAR CREEK PSD	3300404	BRAXTON	NaF	ADJ	04/68	732		1.0
TOTAL POPULATION SERVED BY SOURCE WATER SYSTEM - - - - -						732		
SUMMERSVILLE WATER WORKS	3303404	NICHOLAS	NaF	ADJ	10/62	4025		1.0
TOTAL POPULATION SERVED BY SOURCE WATER SYSTEM - - - - -						4025		
TAYLOR COUNTY PSD	3304605	TAYLOR	Acid	ADJ	10/86	25		1.0
CITY OF GRAFTON	3304601	TAYLOR		CONS		8000		

POPULATION SERVED FLUORIDATED DRINKING WATER BY SOURCE SYSTEM,
CONSECUTIVE SYSTEM, AND COUNTY WITHIN STATE (AS OF 12/31/92)

WEST VIRGINIA

WATER SYSTEMS AND CONSECUTIVE SYSTEMS SERVED	EPA ID NO	COUNTY	CHEM USED	STATUS	FLUOR START DATE	POP SERVED	NATURAL SYSTEMS NAT LEVEL	OPT LEVEL
TOTAL POPULATION SERVED BY SOURCE WATER SYSTEM - - - - -						13475		
TERRA ALTA WATER	3303917	PRESTON	NaF	ADJ	07/60	2376		1.0
TOTAL POPULATION SERVED BY SOURCE WATER SYSTEM - - - - -						2376		
THE WOODS HOA	3300223	BERKELEY	OTHER	ADJ	00/00	1500		1.0
TOTAL POPULATION SERVED BY SOURCE WATER SYSTEM - - - - -						1500		
TOWN OF ATHENS	3302801	MERCER	NaF	ADJ	06/71	4525		1.0
TOTAL POPULATION SERVED BY SOURCE WATER SYSTEM - - - - -						4525		
TOWN OF ELEANOR	3304013	PUTNAM	OTHER	ADJ	00/00	2000		1.0
TOTAL POPULATION SERVED BY SOURCE WATER SYSTEM - - - - -						2000		
TOWN OF POCAHONTAS	3302852	MERCER	OTHER	ADJ	00/00	1800		1.0
TOTAL POPULATION SERVED BY SOURCE WATER SYSTEM - - - - -						1800		
TOWN OF PRATT	3302024	KANAWHA	NaF	ADJ	02/83	1385		1.0
PAINT CREEK PSD	3302066	KANAWHA		CONS		686		
TOTAL POPULATION SERVED BY SOURCE WATER SYSTEM - - - - -						2071		
TOWN OF UNION	3303207	MONROE	NaF	ADJ	04/70	886		1.0
TOTAL POPULATION SERVED BY SOURCE WATER SYSTEM - - - - -						886		
TOWN OF WEST MILFORD	3301728	HARRISON	NaF	ADJ	03/92	461		0.0
TOTAL POPULATION SERVED BY SOURCE WATER SYSTEM - - - - -						461		
UNION WILLIAMS PSD	3305410	WOOD	NaF	ADJ	05/81	5670		1.0
TOTAL POPULATION SERVED BY SOURCE WATER SYSTEM - - - - -						5670		
VIENNA WATER	3305411	WOOD	NaF	ADJ	03/61	12000		1.0
TOTAL POPULATION SERVED BY SOURCE WATER SYSTEM - - - - -						12918		

POPULATION SERVED FLUORIDATED DRINKING WATER BY SOURCE SYSTEM,
CONSECUTIVE SYSTEM, AND COUNTY WITHIN STATE (AS OF 12/31/92)

WEST VIRGINIA

WATER SYSTEMS AND CONSECUTIVE SYSTEMS SERVED	EPA ID NO	COUNTY	CHEM USED	STATUS	FLUOR START DATE	POP SERVED	NATURAL SYSTEMS NAT LEVEL	OPT LEVEL
WALTON PSD	3304407	ROANE	NaF	ADJ	11/81	420		1.0
TOTAL POPULATION SERVED BY SOURCE WATER SYSTEM - - - - -						558		
WASHINGTON PSD	3302035	KANAWHA	NaF	ADJ	09/83	4590		1.0
TOTAL POPULATION SERVED BY SOURCE WATER SYSTEM - - - - -						4590		
WAYNE WATER BOARD	3305007	WAYNE	NaF	ADJ	04/57	3955		1.0
TOTAL POPULATION SERVED BY SOURCE WATER SYSTEM - - - - -						3955		
WEIRTON WATER DEPARTMENT	3300516	BROOKE	Acid	ADJ	04/51	35000		1.0
TOTAL POPULATION SERVED BY SOURCE WATER SYSTEM - - - - -						35000		
WEST HAMLIN WATER DEPARTM	3302203	LINCOLN	NaF	ADJ	06/71	1925		1.0
BRANCHLAND-MIDKIFF PSD	3302202	LINCOLN		CONS		1450		
TOTAL POPULATION SERVED BY SOURCE WATER SYSTEM - - - - -						3375		
WEST UNION MUNICIPAL WATE	3300901	DODDRIDGE	NaF	ADJ	10/67	1100		1.0
TOTAL POPULATION SERVED BY SOURCE WATER SYSTEM - - - - -						1100		
WHEELING WATER DEPARTMENT	3303516	OHIO	NaSiF6	ADJ	09/50	39558		1.0
TOTAL POPULATION SERVED BY SOURCE WATER SYSTEM - - - - -						50028		
WILDERNESS PSD	3303405	NICHOLAS	NaF	ADJ	03/82	1747		1.0
TOTAL POPULATION SERVED BY SOURCE WATER SYSTEM - - - - -						1747		
WILLIAMSON UTILITY BOARD	3303009	MINGO	Acid	ADJ	04/53	5692		1.0
TOTAL POPULATION SERVED BY SOURCE WATER SYSTEM - - - - -						8098		
WILLIAMSTOWN WATER DEPART	3305412	WOOD	NaF	ADJ	07/52	3095		1.0
TOTAL POPULATION SERVED BY SOURCE WATER SYSTEM - - - - -						3095		

POPULATION SERVED FLUORIDATED DRINKING WATER BY SOURCE SYSTEM,
CONSECUTIVE SYSTEM, AND COUNTY WITHIN STATE (AS OF 12/31/92)

WEST VIRGINIA

WATER SYSTEMS AND CONSECUTIVE SYSTEMS SERVED	EPA ID NO	COUNTY	CHEM USED	STATUS	FLUOR START DATE	POP SERVED	NATURAL SYSTEMS NAT LEVEL	OPT LEVEL
WINFIELD WATER DEPARTMENT	3304012	PUTNAM	NaF	ADJ	12/85	1682		1.0
TOTAL POPULATION SERVED BY SOURCE WATER SYSTEM - - - - -						1682		
WVAWC - BLUEFIELD DISTRICT	3302835	MERCER	NaSif6	ADJ	07/53	13252		1.0
TOTAL POPULATION SERVED BY SOURCE WATER SYSTEM - - - - -						13252		
WVAWC - GASSAWAY DISTRICT	3300406	BRAXTON	Acid	ADJ	12/79	1318		1.0
TOTAL POPULATION SERVED BY SOURCE WATER SYSTEM - - - - -						1318		
WVAWC - HAMLIN DISTRICT	3302204	LINCOLN	Acid	ADJ	04/80	1633		1.0
TOTAL POPULATION SERVED BY SOURCE WATER SYSTEM - - - - -						1633		
WVAWC - HUNTINGTON DST	3300608	CABELL	Acid	ADJ	03/53	77677		1.0
TOTAL POPULATION SERVED BY SOURCE WATER SYSTEM - - - - -						82842		
WVAWC - KANAWHA VALLEY	3302016	KANAWHA	Acid	ADJ	04/54	131913		1.0
CHELYAN PSD C/O WVAWC	3302048	KANAWHA		CONS		1250		
COOPERS CREEK RDA C/O WVA	3302076	KANAWHA		CONS		650		
ELK TWO MILE PSD C/O WVAW	3302075	KANAWHA		CONS		1166		
GUTHRIE PSD C/O WVAWC	3302074	KANAWHA		CONS		661		
TOTAL POPULATION SERVED BY SOURCE WATER SYSTEM - - - - -						138662		
WVAWC - MADISON DISTRICT	3300313	BOONE	Acid	ADJ	12/77	3494		1.0
DANVILLE PSD	3300336	BOONE		CONS		400		
TOWN OF DANVILLE co WVAWC	3300338	BOONE		CONS		100		
TOTAL POPULATION SERVED BY SOURCE WATER SYSTEM - - - - -						3994		
WVAWC - MONTGOMERY DISTRICT	3301029	FAYETTE	NaSif6	ADJ	02/61	5424		1.0
TOTAL POPULATION SERVED BY SOURCE WATER SYSTEM - - - - -						5424		
WVAWC - OAK HILL DISTRICT	3301030	FAYETTE	Acid	ADJ	11/61	12857		1.0
KANAWHA WATER CO-CANNELTO	3301015	FAYETTE		CONS		556		
KANAWHA WATER CO-LONGACRE	3301016	FAYETTE		CONS		157		
TOTAL POPULATION SERVED BY SOURCE WATER SYSTEM - - - - -						13570		
WVAWC - PRINCETON DISTRICT	3302839	MERCER	NaSif6	ADJ	01/54	13527		1.0
TOTAL POPULATION SERVED BY SOURCE WATER SYSTEM - - - - -						13527		

POPULATION SERVED FLUORIDATED DRINKING WATER BY SOURCE SYSTEM,
CONSECUTIVE SYSTEM, AND COUNTY WITHIN STATE (AS OF 12/31/92)

WEST VIRGINIA

WATER SYSTEMS AND CONSECUTIVE SYSTEMS SERVED	EPA ID NO	COUNTY	CHEM USED	STATUS	FLUOR START DATE	POP SERVED	NATURAL SYSTEMS NAT LEVEL	OPT LEVEL
WVAWC - SUTTON DISTRICT	3300407	BRAXTON	Acid	ADJ	11/79	1290		1.0
TOTAL POPULATION SERVED BY SOURCE WATER SYSTEM - - - - -						1290		
WVAWC - WEBSTER SPRING DI	3305104	WEBSTER	Acid	ADJ	01/84	1496		1.0
TOTAL POPULATION SERVED BY SOURCE WATER SYSTEM - - - - -						1496		
WVAWC - WESTON DISTRICT	3302104	LEWIS	Acid	ADJ	12/82	5826		1.0
TOTAL POPULATION SERVED BY SOURCE WATER SYSTEM - - - - -						5826		
WVAWC-SOUTHERN DIVISION	3304504	SUMMERS	Acid	ADJ	06/92	4325		1.0
TOTAL POPULATION SERVED BY SOURCE WATER SYSTEM - - - - -						4325		